


# NORTH AMERICAN WETLANDS CONSERVATION ACT PROGRESS REPORT 2000~2001






**NORTH AMERICAN  
WETLANDS CONSERVATION ACT  
PROGRESS REPORT  
2000~2001**

**North American Wetlands Conservation Council  
January 2002**



## Table of Contents

North American Wetlands Conservation Act Reporting Requirements . . . . .	1
Abbreviations Used in Tables . . . . .	2
U.S. North American Wetlands Conservation Act Projects . . . . .	3
Canadian North American Wetlands Conservation Act Projects . . . . .	9
Mexican North American Wetlands Conservation Act Projects . . . . .	12
Migratory Bird Trends . . . . .	13
International Agreements . . . . .	15
U.S. Conservation Mechanisms . . . . .	16
Canadian Conservation Mechanisms . . . . .	21
Mexican Conservation Mechanisms . . . . .	25
Financial Statements . . . . .	26
Federal and Partner Dollars Invested in the United States . . . . .	27
Federal and Partner Dollars Invested in the U.S. Evaluation Grants . . . . .	33
Federal and Partner Dollars Invested in Canada . . . . .	34
Federal and Partner Dollars Invested in Mexico . . . . .	37
North American Wetlands Conservation Council Membership . . . . .	41
Migratory Bird Conservation Commission Membership . . . . .	41





## **North American Wetlands Conservation Act Reporting Requirements**

This document fulfills the requirements of Section 10 and 16 of the North American Wetlands Conservation Act of 1989.

### **Sec. 10. REPORT TO CONGRESS.**

The Secretary shall report to the appropriate Committees on the implementation of this Act. The report shall include—


(1) a biennial assessment of—

- (A) the estimated number of acres of wetlands and habitat for waterfowl and other migratory birds that were restored, protected, or enhanced during such two-year period by Federal, State, and local agencies and other entities in the United States, Canada, and Mexico;
- (B) trends in the populations size and distribution of North American migratory birds;
- (C) the status of efforts to establish agreements with nations in the western hemisphere pursuant to section 17 [presumed that intended reference is to section 16. OTHER AGREEMENTS, Subsection (a)] of this Act; and
- (D) wetlands conservation projects funded under this Act, listed and identified by type, conservation mechanism (such as acquisition, easement, or lease), location, and duration.

(2) an annual assessment of the status of wetlands conservation projects, including an accounting of expenditures by Federal, State, and other United States entities, and expenditures by Canadian and Mexican sources to carry out these projects.

### **Sec. 16. OTHER AGREEMENTS.**

(a) The Secretary shall undertake with the appropriate officials of nations in the western hemisphere to establish agreements, modeled after the (North American Waterfowl Management) Plan or the (Tripartite) Agreement, for the protection of migratory birds identified in section 13(a)(5) of the Fish and Wildlife Conservation Act of 1980 (16 U.S.C. 2912(a)). When any such agreements are reached, the Secretary shall make recommendations to the appropriate Committees on legislation necessary to implement the agreements.



## Abbreviations Used in Tables

### U.S. States/Territories

AK	Alaska
AL	Alabama
AR	Arkansas
AZ	Arizona
CA	California
CO	Colorado
FL	Florida
GA	Georgia
HI	Hawaii
IA	Iowa
ID	Idaho
IL	Illinois
IN	Indiana
KY	Kentucky
LA	Louisiana
MA	Massachusetts
MD	Maryland
ME	Maine
MI	Michigan
MN	Minnesota
MO	Missouri
MS	Mississippi
MT	Montana
NC	North Carolina
ND	North Dakota
NE	Nebraska
NH	New Hampshire
NJ	New Jersey
NY	New York
OH	Ohio
OK	Oklahoma
OR	Oregon
RI	Rhode Island
SC	South Carolina
SD	South Dakota
TN	Tennessee
TX	Texas
UT	Utah
VA	Virginia
VT	Vermont
WA	Washington
WI	Wisconsin

### Mexican States

BCN	Baja California Norte
BCS	Baja California Sur
CAM	Campeche
CHIH	Chihuahua
CHIS	Chiapas
DGO	Durango
GTO	Guanajuato
NL	Nuevo Leon
OAX	Oaxaca
QROO	Quintana Roo
SIN	Sinaloa
SON	Sonora
TAMPS	Tamaulipas
VER	Veracruz
YUC	Yucatan
ZAC	Zacatecas

### Canadian Provinces

AB	Alberta
BC	British Columbia
MB	Manitoba
NB	New Brunswick
NF	Newfoundland
NS	Nova Scotia
NT	Northwest Territories
NU	Nunavut
ON	Ontario
PE	Prince Edward Island
QC	Quebec
SK	Saskatchewan
YT	Yukon Territories

### Project Type

A	Acquired
R	Restored
E	Enhanced
O	Other

### Other

JV	Joint Venture
PPJV	Prairie Pothole Joint Venture
NAWCA	North American Wetlands Conservation Act
WMA	Waterfowl Management Area
WPA	Wetlands Protection Area
NWR	National Wildlife Refuge
mgmt ag	Management Agreement



**U.S. North American Wetlands Conservation Act Projects Arrayed by State  
Acres Protected, Restored, and Enhanced Fiscal Years 2000-2001  
[Section 10(I)(A)]**

<b>Project Title</b>	<b>State</b>	<b>Acquired Acres</b>	<b>Restored Acres</b>	<b>Enhanced Acres</b>	<b>Date Approved</b>
Anchor River Floodplain Protection Project	AK	324	0	0	6/20/00
Kachemak Bay Wetlands Conservation II	AK	1,166	0	0	3/22/00
Promoting Linkages: Protecting the Furrow Creek	AK	41	0	0	6/20/00
<b>Total</b>		<b>1,531</b>	<b>0</b>	<b>0</b>	
Mobile-Tensaw Delta	AL	14,655	0	0	3/22/00
Mobile-Tensaw Delta II	AL	10,419	0	0	3/14/01
<b>Total</b>		<b>25,074</b>	<b>0</b>	<b>0</b>	
Falcon Bottoms II	AR	2,430	370	1,870	3/14/01
Lower Mississippi Valley Ecosystem II	AR, LA, MS, TN	1,101	8,066	22,125	3/22/00
Seven Devils Swamp	AR	3,445	0	0	9/15/99
Wetlands Protection, Restoration and Enhancement, Private Lands in the Lower Mississippi Valley and Gulf Coast	AR, LA, MS	3,000	12,000	5,000	9/13/00
<b>Total</b>		<b>9,976</b>	<b>20,436</b>	<b>28,995</b>	
Achii Hanyo Wildlife Preserve Wetlands II	AZ	0	87	0	6/20/01
Whitewater Draw Wildlife Area Wetland Restoration	AZ	80	40	0	6/20/00
<b>Total</b>		<b>80</b>	<b>127</b>	<b>0</b>	
Arcata Marsh Wetland Acquisition	CA	3	3	0	6/20/01
Arcata Marsh/McDaniel Slough Wetland Acquisition	CA	12	12	12	6/23/99
Butte Basin & Colusa Trough Wetland Habitat	CA	0	1,458	20,962	9/15/99
California North Coast Wetland Habitat II	CA	698	300	1,930	9/13/00
Grasslands Ecological Area Enhancement & Restoration II	CA	0	2,557	51,851	3/22/00
Grasslands IV, East Bear Creek	CA	1,950	6,991	620	3/22/00
Humboldt Bay Enhancement	CA	736	341	0	3/14/01
Klamath Basin Wetland	CA, OR	4,562	19,045	1,190	9/15/99
North Central Valley Wetland Habitat III	CA	10,181	5,323	6,675	3/14/01
Pintail Slough Wetlands Development	CA	80	80	80	6/23/99
San Pablo Bay Tidal Wetlands	CA	1,138	7,752	9,941	3/22/00
Suisun Marsh: Lower Joice Island Acquisition & Enhancement	CA	1,300	1,000	0	9/13/00
Triangle Marsh Acquisition & Restoration	CA	31	7	0	6/23/99
Tulare Lake Basin Wetland Habitat	CA	2,762	2,962	22,436	3/14/01
Upper Little Lake Ranch Habitat Restoration & Enhancement	CA	1	310	0	6/20/00
Zuniga Creek, Wetlands & Watershed	CA	120	0	0	6/20/00
<b>Total</b>		<b>23,574</b>	<b>48,141</b>	<b>115,697</b>	
Lower South Platte River Wetland & Riparian Restoration I	CO	4,700	5,404	990	3/14/01
Playa/Riparian/Wetland Colorado Partnership	CO	17,780	6,082	665	3/14/01
Sombrero Marsh Restoration	CO	42	42	0	6/23/99
<b>Total</b>		<b>22,522</b>	<b>11,528</b>	<b>1,655</b>	

Multi-state projects are listed in each state where they occur. Full figures are given with each listing.

**U.S. North American Wetlands Conservation Act Projects Arrayed by State  
Acres Protected, Restored, and Enhanced Fiscal Years 2000-2001  
[Section 10(I)(A)]**

<b>Project Title</b>	<b>State</b>	<b>Acquired Acres</b>	<b>Restored Acres</b>	<b>Enhanced Acres</b>	<b>Date Approved</b>
Beecher Acquisition	FL	62	0	0	6/23/99
Sanibel Gardens Preserve Restoration	FL	0	230	0	6/20/00
West Pond Restoration I	FL	0	0	50	6/20/01
<b>Total</b>		<b>62</b>	<b>230</b>	<b>50</b>	
Acquisition & Protection of Riverine Wetlands, Broad River	GA	40	0	0	6/20/00
Altamaha River Corridor Habitat Conservation	GA	2,418	0	0	3/14/01
South Atlantic Migratory Bird Initiative Habitat Conservation	GA, NC, SC	6,386	608	1,429	9/13/00
<b>Total</b>		<b>8,844</b>	<b>608</b>	<b>1,429</b>	
Montane Wetlands Restoration for Hawaiian Duck & Nene II	HI	0	365	0	6/20/01
<b>Total</b>		<b>0</b>	<b>365</b>	<b>0</b>	
Great River Corridor Initiative	IA, MN	1,994	571	240	3/14/01
Iowa Prairie Waters Initiative	IA	5,562	2,358	1,042	3/14/01
Iowa Wetland - Complex Restoration	IA	0	1,250	0	6/20/00
Iowa WPA/WMA Small Wetland Restoration Acceleration	IA	0	436	0	6/20/00
Nahant Marsh Preserve & Educational Field Station	IA	36	36	0	6/23/99
Northcentral Iowa Wetlands	IA	7,634	4,843	0	9/15/99
Owego Wetland Complex Acquisition & Restoration	IA	1,317	650	200	6/20/00
Shell Rock River Watershed	IA, MN	74	60	0	6/20/00
Upper Wapsi Wetlands, Iowa	IA	3,716	450	479	9/13/00
<b>Total</b>		<b>20,333</b>	<b>10,654</b>	<b>1,961</b>	
Kootenai Valley Wetlands	ID	5,216	4,106	200	3/14/01
Teton River Basin Wetland Conservation II	ID	1,283	5,491	17,632	3/22/00
<b>Total</b>		<b>6,499</b>	<b>9,597</b>	<b>17,832</b>	
Cache River Wetlands III	IL	2,802	1,900	1,591	9/15/99
Hennepin-Hopper Lakes Restoration	IL	2,466	2,272	20	3/14/01
Illinois River Basin I	IL	1,095	1,377	3,730	3/14/01
<b>Total</b>		<b>6,363</b>	<b>5,549</b>	<b>5,341</b>	
Boot Lake Nature Preserve	IN	146	0	146	6/20/00
Southern Lake Michigan Coastal Wetlands III	IN	710	594	60	3/14/01
Southwest Indiana Four Rivers III	IN	3,693	760	450	3/22/00
Spreads of the Elkhart Marsh	IN	176	176	0	6/20/00
<b>Total</b>		<b>4,725</b>	<b>1,530</b>	<b>656</b>	
Green River State Forest	KY	120	120	120	6/23/99
<b>Total</b>		<b>120</b>	<b>120</b>	<b>120</b>	

Multi-state projects are listed in each state where they occur. Full figures are given with each listing.

**U.S. North American Wetlands Conservation Act Projects Arrayed by State  
Acres Protected, Restored, and Enhanced Fiscal Years 2000-2001  
[Section 10(I)(A)]**

<b>Project Title</b>	<b>State</b>	<b>Acquired Acres</b>	<b>Restored Acres</b>	<b>Enhanced Acres</b>	<b>Date Approved</b>
Acadiana Park Wetland Preservation	LA	200	0	0	6/20/00
Louisiana Coastal Wetlands	LA	0	30,558	40,348	9/13/00
Lower Mississippi Valley Ecosystem II	LA, AR, MS, TN	1,101	8,066	22,125	3/22/00
Pontchartrain Wetlands III/Bayou Sauvage and Big Branch	LA	2,559	0	0	9/15/99
Wetlands Protection, Restoration and Enhancement, Private Lands in the Lower Mississippi Valley and Gulf Coast	LA, AR, MS	3,000	12,000	5,000	9/13/00
<b>Total</b>		<b>6,860</b>	<b>50,624</b>	<b>67,473</b>	
Salt Marsh Restoration and Enhancement, Plum Island Sound - Great Marsh	MA	0	100	0	6/20/00
<b>Total</b>		<b>0</b>	<b>100</b>	<b>0</b>	
Blackwater/Nanticoke Watershed Acquisition, Restoration & Enhancement	MD	2,811	300	50	9/15/99
Chester River Watershed Conservation I	MD	5,140	0	0	3/14/01
Holly Beach Farm	MD	304	25	88	3/14/01
<b>Total</b>		<b>8,255</b>	<b>325</b>	<b>138</b>	
Boothbay Harbor Wetlands Protection	ME	66	0	0	6/20/01
Deer Meadow Brook Marsh Conservation Initiative	ME	179	0	0	6/20/00
Leavitt Forest	ME	8,600	0	0	6/20/00
Merrymeeting Bay III	ME	2,246	0	0	3/22/00
Northeast Creek	ME	136	0	0	6/20/00
Pingree Forest Partnership	ME	108,389	0	0	9/13/00
Wescott's Island on the Bagaduce River	ME	27	0	0	6/20/01
<b>Total</b>		<b>119,643</b>	<b>0</b>	<b>0</b>	
Michigan Upper Peninsula Coastal Wetland	MI	2,767	129	705	9/15/99
North Arm Lake Bellaire Loon Nursery	MI	31	0	0	6/20/00
Round Island Point Preserve	MI	210	0	0	6/20/00
Saginaw Bay Wetland Initiative II	MI	1,646	1,584	580	9/13/00
<b>Total</b>		<b>4,654</b>	<b>1,713</b>	<b>1,285</b>	

Multi-state projects are listed in each state where they occur. Full figures are given with each listing.

**U.S. North American Wetlands Conservation Act Projects Arrayed by State  
Acres Protected, Restored, and Enhanced Fiscal Years 2000-2001  
[Section 10(I)(A)]**

<b>Project Title</b>	<b>State</b>	<b>Acquired Acres</b>	<b>Restored Acres</b>	<b>Enhanced Acres</b>	<b>Date Approved</b>
Audubon Center of the North Woods	MN	0	73	0	6/20/00
Dalen Coulee Wetland Restoration	MN	0	237	0	6/20/00
Giese WPA Restoration	MN	0	445	0	6/23/99
Great River Corridor Initiative	MN, IA	1,994	571	240	3/14/01
Jim Hautman Restoration - Matter WPA	MN	0	400	0	6/23/99
Kunkel Wildlife Management Area - Rice Lake/ Wetlands Restoration	MN	0	1,750	0	6/20/01
Minnesota Private Wetland Restoration Acceleration	MN	0	1,072	0	6/20/00
Minnesota WPA Small Wetland Ecosystem Restoration Acceleration	MN	0	2,798	0	6/20/00
Northern Tallgrass Prairie Wetland Conservation II	MN	3,778	881	1,175	3/22/00
Prairie Wetland Heritage Conservation Initiative II	MN	3,442	3,512	2,243	9/13/00
Shell Rock River Watershed	MN, IA	74	60	0	6/20/00
Straight River Marsh WPA Acquisition	MN	244	244	0	6/23/99
Wolf Creek WPA Wetland Restoration	MN	0	57	0	6/23/99
<b>Total</b>		<b>9,532</b>	<b>12,099</b>	<b>3,658</b>	
Four Rivers Wetland III	MO	5,662	781	0	9/15/1999
Missouri Bootheel Partners Program	MO	0	5,000	0	6/23/1999
Nodaway Valley Conservation Area Wetland Restoration	MO	0	2,413	232	3/14/2001
<b>Total</b>		<b>5,662</b>	<b>8,194</b>	<b>232</b>	
Lower Mississippi Valley Ecosystem II	MS, AR, MS, TN	1,101	8,066	22,125	3/22/00
Wetlands Protection, Restoration and Enhancement, Private Lands in the Lower Mississippi Valley and Gulf Coast	LA, AR, LA	3,000	12,000	5,000	9/13/00
<b>Total</b>		<b>4,101</b>	<b>20,066</b>	<b>27,125</b>	
Beaverhead Wetland Protection II	MT	16,653	122	0	9/13/2000
<b>Total</b>		<b>16,653</b>	<b>122</b>	<b>0</b>	
Lea Island Conservation Initiative	NC	1,360	0	0	6/23/1999
Northeast North Carolina Wetlands Initiative-Little Alligator River (Futch) Tract	NC	2,603	70	600	3/14/2001
South Atlantic Migratory Bird Initiative Habitat Conservation	NC, GA, SC	6,386	608	1,429	9/13/2000
<b>Total</b>		<b>10,349</b>	<b>678</b>	<b>2,029</b>	
Chase Lake IV	ND	8,686	442	20,921	3/22/2000
Devils Lake Drift Prairie II	ND	24,171	78	5,041	9/15/1999
Drift Prairie Wetland III	ND	10,082	740	3,430	3/14/2001
Missouri Coteau Habitat Conservation II	ND	46,233	0	0	3/14/2001
Mouse River Watershed Enhancement III	ND	12,729	286	46,425	9/13/2000
Northern Coteau Wetland Acquisition & Enhancement III	ND	28,106	516	5,883	9/13/2000
<b>Total</b>		<b>130,007</b>	<b>2,062</b>	<b>81,700</b>	
Bunger/Quadhamer Wetland Protection	NE	69	69	0	6/23/1999
<b>Total</b>		<b>69</b>	<b>69</b>	<b>0</b>	

Multi-state projects are listed in each state where they occur. Full figures are given with each listing.

**U.S. North American Wetlands Conservation Act Projects Arrayed by State  
Acres Protected, Restored, and Enhanced Fiscal Years 2000-2001  
[Section 10(I)(A)]**

<b>Project Title</b>	<b>State</b>	<b>Acquired Acres</b>	<b>Restored Acres</b>	<b>Enhanced Acres</b>	<b>Date Approved</b>
Great Bay Estuary III: Crommet Creek, Piscassic & Lamprey Rivers	NH	1,952	0	0	9/15/1999
Great Bay Estuary IV: Crommet Creek, Piscassic & Lamprey Rivers	NH	1,984	0	0	3/14/2001
<b>Total</b>		<b>3,936</b>	<b>0</b>	<b>0</b>	
Middle Delaware Estuary Partnership	NJ	4,617	0	0	9/15/1999
<b>Total</b>		<b>4,617</b>	<b>0</b>	<b>0</b>	
Long Island Wetland Restoration Initiative	NY	126	2,500	0	9/13/2000
Town of Grand Island Open Space Acquisition	NY	207	0	0	6/23/1999
<b>Total</b>		<b>333</b>	<b>2,500</b>	<b>0</b>	
Adam Grimm Wetland Restoration	OH	0	100	0	6/20/2000
<b>Total</b>		<b>0</b>	<b>100</b>	<b>0</b>	
Red Slough Restoration & Enhancement I	OK	2,119	0	955	3/14/2001
<b>Total</b>		<b>2,119</b>	<b>0</b>	<b>955</b>	
Bessett Wetland Restoration in the Willamette Valley	OR	68	68	0	6/20/2001
Blue Mountain Focus Area I	OR	1,998	2,080	2,552	9/13/2000
Klamath Basin Wetland	OR, CA	4,562	19,045	1,190	9/15/1999
Lower Columbia River III	OR, WA	1,963	1,442	4,205	3/22/2000
Owens Farm Wetlands, Riparian & Oak Woodlands Acquisition	OR	80	0	0	6/20/2001
Sycan Marsh/Intermountain West JV - Klamath Focus Area II	OR	5,939	2,600	0	9/13/2000
Willamette River Gallery Forest Protection	OR	236	0	0	6/20/2000
Willamette Valley Watershed Restoration	OR	563	1,824	120	9/13/2000
<b>Total</b>		<b>15,409</b>	<b>27,059</b>	<b>8,067</b>	
Block Island Migratory Bird Wetlands II	RI	214	0	0	3/14/2001
<b>Total</b>		<b>214</b>	<b>0</b>	<b>0</b>	
Carolina Bay Nature Reserve II	SC	3	0	0	6/20/2001
Green Point Wetland Enhancement	SC	0	0	432	6/20/2000
Magwood Wetland Habitat Enhancement	SC	0	0	1,082	6/20/2000
Santee Coastal Reserve - Big Well Enhancement	SC	0	0	152	6/23/1999
South Atlantic Migratory Bird Initiative Habitat Conservation	SC, GA, NC	6,386	608	1,429	9/13/2000
<b>Total</b>		<b>6,389</b>	<b>608</b>	<b>3,095</b>	
Lower Brule Wetlands Conservation I	SD	6,680	4,207	10	9/13/2000
<b>Total</b>		<b>6,680</b>	<b>4,207</b>	<b>10</b>	
Lick Creek	TN	714	0	0	6/20/2000
Lower Mississippi Valley Ecosystem II	TN, AR, LA, MS	1,101	8,066	22,125	3/22/2000
Smith Bend Campaign	TN	2,500	0	0	6/23/1999
<b>Total</b>		<b>4,315</b>	<b>8,066</b>	<b>22,125</b>	

Multi-state projects are listed in each state where they occur. Full figures are given with each listing.

**U.S. North American Wetlands Conservation Act Projects Arrayed by State  
Acres Protected, Restored, and Enhanced Fiscal Years 2000-2001  
[Section 10(I)(A)]**

<b>Project Title</b>	<b>State</b>	<b>Acquired Acres</b>	<b>Restored Acres</b>	<b>Enhanced Acres</b>	<b>Date Approved</b>
Calhoun County & Mid Coast Wetlands	TX	0	725	0	6/20/2000
Coastal Bend Wetlands Conservation Initiative	TX	2,617	245	153	9/13/2000
Ecoasis: Building Corridors of Waterfowl Habitat on Ranches	TX, NL	0	30	0	6/20/2000
Katy Prairie Initiative II	TX	2,297	0	0	3/14/2001
Llano Grande Historic Wetland Restoration	TX	0	95	0	6/23/1999
Wetland Restoration & Enhancement, Private & Public Lands Texas Gulf Coast III	TX	0	4,850	2,100	9/15/1999
Wetland Restoration & Enhancement, Private & Public Lands Texas Gulf Coast IV	TX	0	6,080	2,836	3/14/2001
<b>Total</b>		<b>4,914</b>	<b>12,025</b>	<b>5,089</b>	
Great Salt Lake Wetlands II	UT	335	8,443	0	9/13/2000
<b>Total</b>		<b>335</b>	<b>8,443</b>	<b>0</b>	
Phragmites Control in Rappahannock River Marshes	VA	0	130	0	6/20/2000
Southeast Virginia Watersheds	VA	1,978	200	150	3/22/2000
<b>Total</b>		<b>1,978</b>	<b>330</b>	<b>150</b>	
Essex County Wetland Systems	VT	55,800	0	0	9/15/1999
<b>Total</b>		<b>55,800</b>	<b>0</b>	<b>0</b>	
Forks of the Nooksack	WA	106	20	0	6/20/2000
Lower Columbia River III	WA, OR	1,963	1,442	4,205	3/22/2000
North Bay Wetlands Preserve	WA	1,073	0	0	3/22/2000
Otto Preserve, Lummi Island	WA	190	0	0	6/23/1999
Quimper Wildlife Corridor	WA	22	0	0	6/23/1999
Shadow Lake Bog Habitat & Wetland Preservation	WA	46	0	0	6/20/2001
Skagit/Samish Priority Wetlands Habitat Protection & Restoration	WA	925	10,161	2,800	9/15/1999
Sprague Lake Marsh	WA	1,320	600	0	3/22/2000
Willapa Bay I	WA	4,245	965	300	3/14/2001
<b>Total</b>		<b>9,890</b>	<b>13,188</b>	<b>7,305</b>	
Door Peninsula Coastal Initiative	WI	901	0	0	3/14/2001
Prairie Flat WPA Wetland Restorations: Squaw Lake	WI	215	102	110	6/20/2000
Rose Lake Property Acquisition	WI	69	69	0	6/23/1999
South-central Wisconsin Prairie Pothole Initiative	WI	2,834	761	2,400	3/22/2000
Wisconsin Northwest Pothole Habitat Initiative III	WI	1,739	1,088	1,559	3/14/2001
<b>Total</b>		<b>5,758</b>	<b>2,020</b>	<b>4,069</b>	

Multi-state projects are listed in each state where they occur. Full figures are given with each listing.

**Canadian North American Wetlands Conservation Act Projects Arrayed by Province  
Acres Protected, Restored, and Enhanced Fiscal Years 2000-2001  
[Section 10(1)(A)]**

Project Title	Province	Acquired Acres	Restored Acres	Enhanced Acres	Date Approved
Alberta Habitat Project	AB	45,189	0	42,901	9/15/1999
Alberta Habitat Project	AB	17,833	0	22,565	6/20/2000
Alberta Habitat Project	AB	51,853	0	42,978	9/13/2000
Prairie Canada Critical Wetland & Upland Habitat	AB, MB, SK	3,640	0	1,000	3/14/2001
Prairie Canada Critical Wetland & Upland Habitat	AB, MB, SK	43,400	0	13,700	6/20/2001
Western Boreal Forest Program	AB, BC, MB, NT, NU, SK, YT	500,200	0	0	6/20/2001
<b>Total</b>		<b>662,115</b>	<b>0</b>	<b>123,144</b>	
Conservation of Wetlands and Associated Upland Habitats	BC	2,150	0	150	9/15/1999
Conservation of Wetlands and Associated Upland Habitats	BC	2,500	0	1,000	6/20/2000
Conservation of Wetlands and Associated Upland Habitats	BC	2,065	0	25	9/13/2000
Conservation of Wetlands and Associated Upland Habitats	BC	5,400	0	1,200	6/20/2001
Critical BC Coastal & Intermountain Wetland Habitats	BC	2,945	0	200	6/20/2001
Western Boreal Forest Program	AB, BC, MB, NT, NU, SK, YT	500,200	0	0	6/20/2001
<b>Total</b>		<b>515,260</b>	<b>0</b>	<b>2,575</b>	
Manitoba Potholes Plus	MB	1,450	0	25	6/20/2000
Manitoba Potholes Plus	MB	2,700	0	25	6/20/2001
Manitoba Prairie Parkland Project	MB	13,600	0	13,600	9/15/1999
Manitoba Prairie Parkland Project	MB	6,000	0	7,950	6/20/2000
Manitoba Prairie Parkland Project	MB	4,747	0	3,142	9/13/2000
Manitoba Prairie Parkland Project	MB	14,525	0	12,761	6/20/2001
Prairie Canada Critical Wetland & Upland Habitat	MB, AB, SK	3,640	0	1,000	3/14/2001
Prairie Canada Critical Wetland & Upland Habitat	MB, AB, SK	43,400	0	13,700	6/20/2001
Western Boreal Forest Program	AB, BC, MB, NT, NU, SK, YT	500,200	0	0	6/20/2001
<b>Total</b>		<b>590,262</b>	<b>0</b>	<b>52,203</b>	
Bay of Fundy Coastal Wetlands Project 2001 II	NB, NS	970	0	0	3/14/2001
New Brunswick Wetlands Conservation	NB	967	0	734	9/15/1999
New Brunswick Wetlands Conservation	NB	636	0	411	6/20/2000
New Brunswick Wetlands Conservation	NB	1,503	0	820	9/13/2000
New Brunswick Wetlands Conservation	NB	2,554	0	1,280	6/20/2001
<b>Total</b>		<b>6,630</b>	<b>0</b>	<b>3,245</b>	
Newfoundland Coastal & Inland	NF	110	0	165	6/20/2000
Newfoundland & Labrador Coastal & Inland	NF	1,581	0	171	9/13/2000
Newfoundland & Labrador Coastal & Inland	NF	1,107	0	307	6/20/2001
<b>Total</b>		<b>2,798</b>	<b>0</b>	<b>643</b>	

Multi-state projects are listed in each state where they occur. Full figures are given with each listing.

**Canadian North American Wetlands Conservation Act Projects Arrayed by Province  
Acres Protected, Restored, and Enhanced Fiscal Years 2000-2001  
[Section 10(1)(A)]**


<b>Project Title</b>	<b>Province</b>	<b>Acquired Acres</b>	<b>Restored Acres</b>	<b>Enhanced Acres</b>	<b>Date Approved</b>
Bay of Fundy Coastal Wetlands Project 2001 II	NS, NB	970	0	0	3/14/2001
Nova Scotia Coastal & Inland	NS	1,735	0	1,432	9/15/1999
Nova Scotia Coastal & Inland	NS	965	0	620	6/20/2000
Nova Scotia Coastal & Inland	NS	458	0	148	9/13/2000
Nova Scotia Coastal & Inland	NS	1,520	0	258	6/20/2001
<b>Total</b>		<b>5,648</b>	<b>0</b>	<b>2,458</b>	
Western Boreal Forest Program	AB, BC, MB, NT, NU, SK, YT	500,200	0	0	6/20/2001
<b>Total</b>		<b>500,200</b>	<b>0</b>	<b>0</b>	
Western Boreal Forest Program	AB, BC, MB, NT, NU, SK, YT	500,200	0	0	6/20/2001
<b>Total</b>		<b>500,200</b>	<b>0</b>	<b>0</b>	
Ontario Regional Project	ON	31,400	0	27,440	9/15/1999
Ontario Regional Project	ON	4,450	0	3,470	6/20/2000
Ontario Regional Project	ON	3,040	0	1,970	9/13/2000
Ontario Regional Project	ON	2,405	0	2,320	6/20/2001
Ontario Wetland Habitat Fund Program	ON	8,900	0	17,800	9/15/1999
Ontario Wetland Habitat Fund Program	ON	6,000	0	6,000	9/13/2000
Ontario Wetland Habitat Fund Program	ON	550	0	550	6/20/2001
Wetland Habitat & Integrated Bird Conservation Project	ON	1,150	0	0	6/20/2001
<b>Total</b>		<b>57,895</b>	<b>0</b>	<b>59,550</b>	
Prince Edward Island Wetlands	PE	3,257	0	3,127	9/15/1999
Prince Edward Island Wetlands	PE	462	0	202	6/20/2000
Prince Edward Island Wetlands	PE	1,840	0	1,787	9/13/2000
Prince Edward Island Wetlands	PE	2,525	0	2,091	6/20/2001
<b>Total</b>		<b>4,365</b>	<b>0</b>	<b>3,878</b>	
Quebec/St. Lawrence	QC	1,620	0	2,335	9/15/1999
Quebec/St. Lawrence	QC	4,710	0	1,860	6/20/2000
Quebec/St. Lawrence	QC	2,500	0	2,010	9/13/2000
Quebec/St. Lawrence & Adjoining Landscapes	QC	2,400	0	2,600	6/20/2001
<b>Total</b>		<b>11,230</b>	<b>0</b>	<b>8,805</b>	

Multi-state projects are listed in each state where they occur. Full figures are given with each listing.



**Canadian North American Wetlands Conservation Act Projects Arrayed by Province  
Acres Protected, Restored, and Enhanced Fiscal Years 2000-2001  
[Section 10(1)(A)]**

<b>Project Title</b>	<b>Province</b>	<b>Acquired Acres</b>	<b>Restored Acres</b>	<b>Enhanced Acres</b>	<b>Date Approved</b>
Saskatchewan Habitat Programs	SK	43,100	0	30,000	9/15/1999
Saskatchewan Habitat Programs	SK	37,600	0	20,800	6/20/2000
Saskatchewan Habitat Programs	SK	34,507	0	18,113	9/13/2000
Saskatchewan Habitat Programs	SK	50,403	0	33,832	6/20/2001
Saskatchewan Prairie Shores Project	SK	3,000	0	2,000	9/15/1999
Saskatchewan Prairie Shores Project	SK	300	0	500	6/20/2000
Saskatchewan Prairie Shores Project	SK	16,000	0	12,200	9/13/2000
Prairie Canada Critical Wetland & Upland Habitat	MB, AB, SK	3,640	0	1,000	3/14/2001
Prairie Canada Critical Wetland & Upland Habitat	MB, AB, SK	43,400	0	13,700	6/20/2001
Western Boreal Forest Program	AB, BC, MB, NT, NU, SK, YT	500,200	0	0	6/20/2001
<b>Total</b>		<b>732,150</b>	<b>0</b>	<b>132,145</b>	
Western Boreal Forest Program	AB, BC, MB, NT, NU, SK, YT	500,200	0	0	6/20/2001
<b>Total</b>		<b>500,200</b>	<b>0</b>	<b>0</b>	



Multi-state projects are listed in each state where they occur. Full figures are given with each listing.

**Mexican North American Wetlands Conservation Act Projects Arrayed by State  
Acres Protected, Restored, and Enhanced Fiscal Years 2000-2001  
[Section 10(I)(A)]**


<b>Project Title</b>	<b>State</b>	<b>Acquired Acres</b>	<b>Restored Acres</b>	<b>Enhanced Acres</b>	<b>Date Approved</b>
La Mariana & El Indio Wetlands, Restoration in Farmlands	BCN	0	25	0	3/14/2001
<b>Total</b>		<b>0</b>	<b>25</b>	<b>0</b>	
Restoration of Hydrologic System, Isla Arena Mangrove Swamp	CAM	0	5,038	0	9/13/2000
<b>Total</b>		<b>0</b>	<b>5,038</b>	<b>0</b>	
Conservation & Water Management in the Cuatrociénegas Valley	COAH	0	208,337	0	9/13/2000
<b>Total</b>		<b>0</b>	<b>208,337</b>	<b>0</b>	
Conserving Bird Habitats in Northwestern Mexico	SIN	0	1,235	0	6/20/2001
<b>Total</b>		<b>0</b>	<b>1,235</b>	<b>0</b>	
Program for Management & Rehabilitation of Wetlands of Tobarí, Sonora	SON	0	41,249	0	9/15/1999
Restoration of Ciénega de San Bernardino	SON	10,000	10,000	0	3/14/2001
<b>Total</b>		<b>10,000</b>	<b>51,249</b>	<b>0</b>	
Restoration, Enhancement & Sustainable Development, La Laguna Wetlands II	TAMPS	0	0	3,300	3/14/2001
Restoration & Management of the Wetlands in Los Ebanos Private Reserve	TAMPS	0	1,482	0	6/20/2001
<b>Total</b>		<b>0</b>	<b>1,482</b>	<b>3,300</b>	
Flow Regulation System at Carbonera Open Pass, Chuburna	YUC	0	13,000	0	3/22/2000
Program to Restore Vegetal Cover, Palmar State Reserve	YUC	0	12,500	0	9/13/2000
San Crisanto, Sustainable Development of Water Resources	YUC	0	7,410	0	9/15/1999
<b>Total</b>		<b>0</b>	<b>32,910</b>	<b>0</b>	



## Migratory Bird Trends [Section 10(I)(B)]

Each year the U.S. Fish and Wildlife Service (Service), in conjunction with states, the Canadian Wildlife Service, provincial governments, and other partners, conducts breeding grounds surveys to estimate the size of duck breeding populations. Specialized surveys track trends in the populations of other heavily harvested migratory species such as the mourning dove and the American woodcock. The North American Breeding Bird Survey, conducted on over 2,600 routes in the United States and Canada by thousands of volunteers, is used to follow changes in the distribution and abundance of many other migratory bird species utilizing wetlands and associated habitats.

Most waterfowl populations remained healthy during the 2000-2001 reporting period of the North American Conservation Act (Act). Wetland conditions in the U.S. portion of the important duck breeding area known as the Prairie Pothole Region remained excellent for waterfowl production. Wetland conditions in the Canadian prairies, however, were more variable, and much of Alberta and western Saskatchewan experienced drought. Effective harvest regulation and millions of acres of habitat conserved through programs such as The Act, the North American Waterfowl Management Plan, the Conservation Reserve Wetlands Reserve Program, and the Wetlands Reserve Program, in conjunction with abundant precipitation on the U.S. and eastern Canadian prairies, have translated into abundant populations of most prairie breeding ducks.



The total number of ducks surveyed in 2001 was 36.2 million, only slightly lower than the 36.4 million goal established by the Plan. Six of the 10 most common duck species exceeded species-specific Plan goals. Mallard, American wigeon, northern pintail, and scaup populations are below Plan objective levels. Mid-continent populations of many ducks declined slightly in 2001 in response to variable prairie habitat conditions. Northern pintail and scaup populations remain depressed and concern lingers about the status and future of these species. The scaup population estimate was 41 percent below Plan goal and approached the record low estimate of 1998. Pintail, likewise, remain 41 percent below the Plan population goal. Unlike other upland nesting ducks, the pintail population has remained depressed despite excellent breeding habitat conditions that occurred during the late 1990s.

Most goose populations continue to thrive; however, three populations of the Canada goose (Atlantic, Southern James Bay, and dusky) continue to be of special concern because of low population abundance or poor reproduction. Since 1995, when hunting seasons were closed for Atlantic Canada geese, northern Quebec breeding pair estimates have increased on average 23 percent per year. Nesting conditions in the spring of 2001 were again favorable for production. There is continued concern about problems associated with over-abundance of some goose populations such as mid-continent snow geese and giant Canada geese. Harvest management measures have been implemented to address over-abundance concerns.

Between 2000-2001, call-count indices of mourning dove populations were relatively stable in the western United States management unit, although indices indicate population declines in the eastern and central units. Call-count indices in all three management units have declined significantly over the past 10 years. Data collected during American woodcock singing-ground surveys indicate that in 2001 breeding populations in the east were stable, while populations in the central region appear to have decreased. Intermediate (1991-2001) and long-term (1968-2001) trends in the number of displaying woodcock in both regions remain negative. If current trends in land-use practices persist, continued long-term population declines are likely.


Trends of other migratory bird species vary widely. Of all species groups, grassland nesting birds have exhibited the most consistent negative population trends since the late 1960s, with more than 82 percent of these birds showing population declines. These patterns can be explained by extensive loss or degradation of grassland habitat from agricultural uses, as well as increases in haying. Restoration of native grasses or planting of dense-nesting cover

under the North American Waterfowl Management Plan and funded through the Act has produced positive impacts on the density of nesting birds and nest success in the Prairie Pothole Region. These and other programs, such as the Conservation Reserve Program and Partners in Flight, provide hope for these beleaguered populations.

As a whole, 66 percent of wetland-dependent migratory bird species show increasing long-term population trends. Declining trends, however, prevail across large portions of the important Prairie Pothole Region and in the southeastern and southwestern United States. It is important to understand that the data are poor for many of these species as sampled by the Breeding Bird Survey, and any conclusions should be viewed with caution.

Species breeding in mature forested habitats have exhibited a complex spatial pattern of increasing and decreasing trends across North America. In general, increasing population trends predominate in the north-eastern and mid-Atlantic United States, while no patterns are obvious for the central and western portions of the continent. The pattern in the east may be reflective of enlarging and maturing woodlands in this region. Overall, 59 percent of forest species display positive trends since the late 1960s.

Each of



the above

species groups contains both short-distance and neotropical migrants. Short-distance migrants breed and winter north of the United States-Mexico border, while neotropical migrants winter south of it. In certain areas where the number of short-distance migrant species is highest, such as the northeast United States, Great Lakes states, and the Canadian prairie, negative population trends predominate for this group. In all, 51 percent of these species exhibit decreasing trends.

Population trends of neotropical migrants are largely decreasing in and to the east of the Great Plains. Pockets of positive trends do exist in this region, however. Other areas characterized by negative trends include parts of the central and northern Rockies, and the Pacific Coast from California to British Columbia. Fifty-four percent of neotropical migrants have shown negative population trends in recent decades.


migrants are largely decreasing in and to trends do exist in this region, however. central and northern Rockies, and the

For many species, the extent to which population trend is driven by the destruction and degradation of wintering habitats south of the United States is unknown. However, it is believed that habitat loss south of the U.S. border is contributing to the declines of some of these species.

International cooperation is needed to assure the conservation of habitats used by migratory birds throughout their annual cycles. It is through continental programs such as the North American Waterfowl Management Plan and Act's grants program that international cooperation can be fostered.

**International Agreements**  
**[Section 10(1)(C)]**

No progress has been made to establish agreements with officials of other nations in the western hemisphere for the protection of migratory birds.





**U.S. North American Wetlands Conservation Act Projects Arrayed by State  
Conservation Mechanisms 2000-2001  
[Section 10(I)(D)]**

<b>Project Title</b>	<b>State</b>	<b>Project Type</b>	<b>Conservation Mechanisms</b>	<b>Acres</b>	<b>Years Duration</b>	<b>Date Approved</b>
Anchor River Floodplain Protection	AK	A, O	fee title easement	30 294	permanent permanent	6/20/00
Kachemak Bay Wetlands Conservation II	AK	A	fee title	1,166	permanent	3/22/00
Promoting Linkages: Protecting the Furrow Creek	AK	A, O	fee title	41	permanent	6/20/00
Mobile-Tensaw Delta	AL	A, O	fee title	14,655	permanent	3/22/00
Mobile-Tensaw Delta II	AL	A, O	fee title	10,419	permanent	3/14/01
Falcon Bottoms II	AR	A, E, R, O	fee title easement	2,410 20	permanent permanent	3/14/01
Lower Mississippi Valley Ecosystem II	AR, LA, MS, TN	A, E, R	fee title easement	123 978	permanent permanent	3/22/00
Seven Devils Swamp	AR	A	fee title	3,445	permanent	9/15/99
Wetlands Protection, Restoration and Enhancement, Private Lands in the Lower Mississippi Valley and Gulf Coast	AR, LA, MS	A, E, O	easement lease	2,000 1,000	permanent 10	9/13/00
Whitewater Draw Wildlife Area Wetland Restoration	AZ	A, R, O	fee title	80	permanent	6/20/00
Arcata Marsh Wetland Acquisition	CA	A, R	fee title	3	permanent	6/20/01
Arcata Marsh/McDaniel Slough Wetland Acquisition	CA	A, E, R	fee title	12	permanent	6/23/99
California North Coast Wetland Habitat II	CA	A, E, R	fee title	698	permanent	9/13/00
Grasslands IV, East Bear Creek	CA	A, E, R	easement	1,950	permanent	3/22/00
Humboldt Bay Enhancement	CA	A, R	fee title	736	permanent	3/14/01
Klamath Basin Wetland	CA, OR	A, E, R, O	fee title	4,562	permanent	9/15/99
North Central Valley Wetland Habitat III	CA	A, E, R	easement	10,181	26 - permanent	3/14/01
Pintail Slough Wetlands Development	CA	A, E, R	fee title	80	permanent	6/23/99
San Pablo Bay Tidal Wetlands	CA	A, E, R, O	fee title	1,138	permanent	3/22/00
Suisun Marsh: Lower Joice Island Acquisition & Enhancement	CA	A, R, O	fee title	1,300	permanent	9/13/00
Triangle Marsh Acquisition & Restoration	CA	A, R	fee title	31	permanent	6/23/99
Tulare Lake Basin Wetland Habitat	CA	A, E, R, O	fee title	2,762	permanent	3/14/01
Upper Little Lake Ranch Habitat Restoration & Enhancement	CA	A, R, O	fee title	1	permanent	6/20/00
Zuniga Creek, Wetlands & Watershed	CA	A	fee title	120	permanent	6/20/00
Lower South Platte River Wetland & Riparian Restoration I	CO	A, E, R, O	fee title easement	2,270 2,430	permanent permanent	3/14/01
Playa/Riparian/Wetland Colorado Partnership	CO	A, E, R	fee title easement	14,700 3,080	permanent permanent	3/14/01
Sombrero Marsh Restoration	CO	A, R	fee title	42	permanent	6/23/99
Beecher Acquisition	FL	A	fee title	62	permanent	6/23/99
Acquisition & Protection of Riverine Wetlands, Broad River	GA	A	fee title	40	permanent	6/20/00
Altamaha River Corridor Habitat Conservation	GA	A, O	fee title easement	1,195 1,223	permanent permanent	3/14/01
South Atlantic Migratory Bird Initiative Habitat Conservation	GA, NC, SC	A, E, R, O	fee title easement	6,006 380	permanent permanent	9/13/00

Multi-state projects are listed in each state where they occur. Full figures are given with each listing.

**U.S. North American Wetlands Conservation Act Projects Arrayed by State  
Conservation Mechanisms 2000-2001  
[Section 10(1)(D)]**

<b>Project Title</b>	<b>State</b>	<b>Project Type</b>	<b>Conservation Mechanisms</b>	<b>Acres</b>	<b>Years Duration</b>	<b>Date Approved</b>
Great River Corridor Initiative	IA, MN	A, E, R, O	fee title	1,994	permanent	3/14/01
Iowa Prairie Waters Initiative	IA	A, E, R, O	fee title	5,537	permanent	3/14/01
			easement	25	permanent	
Nahant Marsh Preserve & Educational Field Station	IA	A, R	fee title	36	permanent	6/23/99
Northcentral Iowa Wetlands	IA	A, R, O	fee title	3,119	permanent	9/15/99
			easement	4,515	10 - permanent	
Owego Wetland Complex Acquisition & Restoration	IA	A, E, R	fee title	1,317	permanent	6/20/00
Shell Rock River Watershed	IA, MN	A, R, O	fee title	74	permanent	6/20/00
Upper Wapsi Wetlands, Iowa	IA	A, E, R	fee title	2,600	permanent	9/13/00
			easement	1,116	permanent	
Kootenai Valley Wetlands	ID	A, E, R, O	fee title	4,299	permanent	3/14/01
			easement	918	permanent	
Teton River Basin Wetland Conservation II	ID	A, E, R	easement	1,283	permanent	3/22/00
Cache River Wetlands III	IL	A, E, R	fee title	2,802	permanent	9/15/99
Hennepin-Hopper Lakes Restoration	IL	A, E, R, O	fee title	2,466	permanent	3/14/01
Illinois River Basin I	IL	A, E, R, O	fee title	948	permanent	3/14/01
			easement	147	permanent	
Boot Lake Nature Preserve	IN	A, E	fee title	146	permanent	6/20/00
Southern Lake Michigan Coastal Wetlands III	IN	A, E, R, O	fee title	624	permanent	3/14/01
			easement	86	permanent	
Southwest Indiana Four Rivers III	IN	A, E, R	fee title	3,693	permanent	3/22/00
Spreads Of The Elkhart Marsh	IN	A, R, O	fee title	176	permanent	6/20/00
Green River State Forest	KY	A, R	fee title	120	permanent	6/23/99
Acadiana Park Wetland Preservation	LA	A	fee title	200	permanent	6/20/00
Lower Mississippi Valley Ecosystem II	LA, AR, MS, TN	A, E, R	fee title	123	permanent	3/22/00
			easement	978	permanent	
Pontchartrain Wetlands III/Bayou Sauvage & Big Branch	LA	A, O	fee title	2,559	permanent	9/15/99
Wetlands Protection, Restoration and Enhancement, Private Lands in the Lower Mississippi Valley and Gulf Coast	LA, AR, MS	A, E, O	easement	2,000	permanent	9/13/00
			lease	1,000	10	
Blackwater/Nanticoke Watershed Acquisition, Restoration & Enhancement	MD	A, E, R	fee title	1,016	permanent	9/15/99
			easement	1,795	permanent	
Chester River Watershed Conservation I	MD	A	easement	5,140	permanent	3/14/01
Holly Beach Farm	MD	A, E, R	fee title	304	permanent	3/14/01

Multi-state projects are listed in each state where they occur. Full figures are given with each listing.

**U.S. North American Wetlands Conservation Act Projects Arrayed by State  
Conservation Mechanisms 2000-2001  
[Section 10(I)(D)]**

<b>Project Title</b>	<b>State</b>	<b>Project Type</b>	<b>Conservation Mechanisms</b>	<b>Acres</b>	<b>Years Duration</b>	<b>Date Approved</b>
Boothbay Harbor Wetlands Protection	ME	A	fee title	66	permanent	6/20/01
Deer Meadow Brook Marsh Conservation Initiative	ME	A	fee title easement	125 54	permanent permanent	6/20/00
Leavitt Forest	ME	A	easement	8,600	permanent	6/20/00
Merrymeeting Bay III	ME	A, O	fee title easement	660 1,586	permanent permanent	3/22/00
Northeast Creek	ME	A	easement	136	permanent	6/20/00
Pingree Forest Partnership	ME	A	easement	108,389	permanent	9/13/00
Wescott's Island On The Bagaduce River	ME	A, O	fee title	27	permanent	6/20/01
Michigan Upper Peninsula Coastal Wetland	MI	A, E, R, O	fee title easement	2,136 631	permanent 26 - permanent	9/15/99
North Arm Lake Bellaire Loon Nursery	MI	A, O	fee title	31	permanent	6/20/00
Round Island Point Preserve	MI	A	fee title	210	permanent	6/20/00
Saginaw Bay Wetland Initiative II	MI	A, E, R, O	fee title	1,646	permanent	9/13/00
Great River Corridor Initiative	MN, IA	A, E, R, O	fee title	1,994	permanent	3/14/01
Northern Tallgrass Prairie Wetland Conservation II	MN	A, E, R, O	fee title easement	3,303 475	permanent permanent	3/22/00
Prairie Wetland Heritage Conservation Initiative II	MN	A, E, R, O	fee title easement	1,932 1,510	permanent permanent	9/13/00
Shell Rock River Watershed	MN, IA	A, R, O	fee title	74	permanent	6/20/00
Straight River Marsh WPA Acquisition	MN	A, R	fee title	244	permanent	6/23/99
Four Rivers Wetland III	MO	A, R, O	fee title	5,662	permanent	9/15/99
Lower Mississippi Valley Ecosystem II	MS, AR, LA, TN	A, E, R	fee title easement	123 978	permanent permanent	3/22/00
Wetlands Protection, Restoration and Enhancement, Private Lands in the Lower Mississippi Valley and Gulf Coast	MS, AR, LA	A, E, O	easement lease	2,000 1,000	permanent permanent 10	9/13/00
Beaverhead Wetland Protection II	MT	A, E, R	fee title easement	40 16,613	permanent 10 - permanent	9/13/00
Lea Island Conservation Initiative	NC	A	fee title	1,360	permanent	6/23/99
Northeast North Carolina Wetlands Initiative-Little Alligator R. (Futch) Tract	NC	A, E, R	2,603	permanent	3/14/01	
South Atlantic Migratory Bird Initiative Habitat Conservation	NC, GA, SC	A, E, R, O	fee title easement	6,006 380	permanent permanent	9/13/00

Multi-state projects are listed in each state where they occur. Full figures are given with each listing.



**U.S. North American Wetlands Conservation Act Projects Arrayed by State  
Conservation Mechanisms 2000-2001  
[Section 10(I)(D)]**

<b>Project Title</b>	<b>State</b>	<b>Project Type</b>	<b>Conservation Mechanisms</b>	<b>Acres</b>	<b>Years Duration</b>	<b>Date Approved</b>
Chase Lake IV	ND	A, E, R, O	easement lease	8,349 337	permanent 10 - 25	3/22/00
Devils Lake Drift Prairie II	ND	A, E, R, O	easement lease	7,296 16,875	permanent 1 - 25	9/15/99
Drift Prairie Wetland III	ND	A, E, R, O	fee title easement lease	1,531 5,759 2,792	permanent permanent 6 - 15	3/14/01
Missouri Coteau Habitat Conservation II	ND	A, O	fee title easement	338 45,895	permanent permanent	3/14/01
Mouse River Watershed Enhancement III	ND	A, E, R, O	fee title easement lease	1,257 8,557 2,915	permanent permanent 6	9/13/00
Northern Coteau Wetland Acquisition & Enhancement III	ND	A, E, R	easement lease	24,488 3,618	permanent 6 - 10	9/13/00
Bunger/Quadhamer Wetland Protection	NE	A, R	easement	69	15	
Great Bay Estuary III: Crommet Creek, Piscassic & Lamprey Rivers	NH	A	fee title easement	1,662 290	permanent permanent	9/15/99
Great Bay Estuary IV: Crommet Creek, Piscassic & Lamprey Rivers	NH	A	fee title easement	629 1,355	permanent permanent	3/14/01
Middle Delaware Estuary Partnership	NJ	A	fee title	4,617	permanent	9/15/99
Long Island Wetland Restoration Initiative	NY	A, R, O	fee title	126	permanent	9/13/00
Town Of Grand Island Open Space Acquisition	NY	A	fee title	207	permanent	6/23/99
Red Slough Restoration & Enhancement I	OK	A, E, O	fee title	2,119	permanent	3/14/01
Bessett Wetland Restoration In The Willamette Valley	OR	A, R, O	easement	68	permanent	6/20/01
Blue Mountain Focus Area I	OR	A, E, R, O	fee title easement	683 1,315	permanent permanent	9/13/00
Klamath Basin Wetland	OR, CA	A, E, R, O	fee title	4,562	permanent	9/15/99
Lower Columbia River III	OR, WA	A, E, R, O	fee title	1,963	permanent	3/22/00
Owens Farm Wetlands, Riparian & Oak Woodlands Acquisition	OR	A	fee title	80	permanent	6/20/01
Sycan Marsh/Intermountain West JV - Klamath Focus Area II	OR	A, R, O	fee title	5,939	permanent	9/13/00
Willamette River Gallery Forest Protection	OR	A	fee title	236	permanent	6/20/00
Willamette Valley Watershed Restoration	OR	A, E, R, O	fee title easement	105 458	permanent 26 - permanent	9/13/00
Block Island Migratory Bird Wetlands II	RI	A, O	fee title easement mgmt ag	83 53 78	permanent permanent 5 - 10	3/14/01
Carolina Bay Nature Reserve II	SC	A	fee title	3	permanent	6/20/01
South Atlantic Migratory Bird Initiative Habitat Conservation	SC, GA, NC	A, E, R, O	fee title easement	6,006 380	permanent permanent	9/13/00

Multi-state projects are listed in each state where they occur. Full figures are given with each listing.

**U.S. North American Wetlands Conservation Act Projects Arrayed by State  
Conservation Mechanisms 2000-2001  
[Section 10(I)(D)]**

<b>Project Title</b>	<b>State</b>	<b>Project Type</b>	<b>Conservation Mechanisms</b>	<b>Acres</b>	<b>Years Duration</b>	<b>Date Approved</b>
Lower Brule Wetlands Conservation I	SD	A, E, R, O	fee title lease	3,764 2,916	permanent 26 - 99	9/13/00
Lick Creek	TN	A	fee title	714	permanent	6/20/00
Lower Mississippi Valley Ecosystem II	TN, AR, LA ,MS	A, E, R	fee title easement	123 978	permanent permanent	3/22/00
Smith Bend Campaign	TN	A, R	fee title	2,500	permanent	6/23/99
Coastal Bend Wetlands Conservation Initiative	TX	A, E, R	fee title	2,617	permanent	9/13/00
Katy Prairie Initiative II	TX	A	fee title	2,297	permanent	3/14/01
Great Salt Lake Wetlands II	UT	A, R, O	fee title easement	276 59	permanent permanent	9/13/00
Southeast Virginia Watersheds	VA	A, E, R	fee title	1,978	permanent	3/22/00
Essex County Wetland Systems	VT	A	fee title easement	15,800 40,00	permanent permanent	9/15/99
Forks of the Nooksack	WA	A, R	fee title	106	permanent	6/20/00
Lower Columbia River III	WA, OR	A, E, R, O	fee title	1,963	permanent	3/22/00
North Bay Wetlands Preserve	WA	A	fee title	1,073	permanent	3/22/00
Otto Preserve, Lummi Island	WA	A	fee title easement	70 120	permanent permanent	6/23/99
Quimper Wildlife Corridor	WA	A	fee title	22	permanent	6/23/99
Shadow Lake Bog Habitat & Wetland Preservation	WA	A	fee title	46	permanent	6/20/01
Skagit/Samish Priority Wetlands Habitat Protection & Restoration	WA	A, E, R	fee title easement	230 695	permanent 26 - permanent	9/15/99
Sprague Lake Marsh	WA	A, R	fee title easement	1,240 80	permanent permanent	3/22/00
Willapa Bay I	WA	A, E, R, O	fee title easement	4,100 145	permanent permanent	3/14/01
Door Peninsula Coastal Initiative	WI	A	fee title easement	861 40	permanent permanent	3/14/01
Prairie Flat WPA Wetland Restorations: Squaw Lake	WI	A, E, R	fee title easement	214 1	permanent permanent	6/20/00
Rose Lake Property Acquisition	WI	A, R	fee title	69	permanent	6/23/99
South-Central Wisconsin Prairie Pothole Initiative	WI	A, E, R, O	fee title easement	2,768 66	permanent permanent	3/22/00
Wisconsin Northwest Pothole Habitat Initiative III	WI	A, E, R, O	fee title easement	1,706 33	permanent permanent	3/14/01

Multi-state projects are listed in each state where they occur. Full figures are given with each listing.

**Canadian North American Wetlands Conservation Act Projects Arrayed by Province  
Conservation Mechanisms 2000-2001  
[Section 10(1)(D)]**

<b>Project Title</b>	<b>Province</b>	<b>Project Type</b>	<b>Conservation Mechanisms</b>	<b>Acres</b>	<b>Years Duration</b>	<b>Date Approved</b>
Alberta Habitat Project	AB	A, E, O	fee title	3,445	permanent	9/15/99
			lease	2,210	10	
Alberta Habitat Project	AB	A, E, O	agreements*	39,534	10 - permanent	
			fee title	1,900	permanent	6/20/00
			lease	1,588	10	
Alberta Habitat Project	AB	A, E, O	agreements*	14,345	10 - permanent	
			fee title	2,866	permanent	9/13/00
			mgmt ag	40,122	10-30	
Prairie Canada Critical Wetland & Upland Habitat	AB, MB, SK	A, E, O	agreements*	8,865	10 - permanent	
			fee title	640	permanent	3/14/01
			easement	3,000	permanent	
Prairie Canada Critical Wetland & Upland Habitat	AB, MB, SK	A, E, O	fee title	9,100	permanent	6/20/01
			easement	21,000	permanent	
			lease	700	10	
Western Boreal Forest Program	AB, BC, MB, NT, NU, SK, YT	A, E, O	agreements*	12,600	10 - permanent	
			fee title	200	permanent	6/20/01
			mgmt ag	500,000	permanent	
Conservation of Wetlands and Associated Upland Habitats	BC	A, E, O	fee title	150	permanent	9/15/99
			mgmt ag	2,000	30 - permanent	
Conservation of Wetlands and Associated Upland Habitats	BC	A, E, O	fee title	500	permanent	6/20/00
			mgmt ag	2,000	30 - permanent	
Conservation of Wetlands and Associated Upland Habitats	BC	A, E, O	fee title	65	permanent	9/13/00
			mgmt ag	2,000	30	
Conservation of Wetlands and Associated Upland Habitats	BC	A, E, O	fee title	700	permanent	6/20/01
			easement	200	30 - permanent	
			mgmt ag	4,500	30	
Critical BC Coastal & Intermountain Wetland Habitats	BC	A, E, O	fee title	445	permanent	
			agreements*	2,500	30 - permanent	6/20/01
Western Boreal Forest Program	BC, AB, MB, NT, NU, SK, YT	A, E, O	fee title	200	permanent	6/20/01
			mgmt ag	500,000	permanent	

Multi-state projects are listed in each state where they occur. Full figures are given with each listing.

\*Agreements are undifferentiated combinations of leases, easements, and management agreements.

**Canadian North American Wetlands Conservation Act Projects Arrayed by Province  
Conservation Mechanisms 2000-2001  
[Section 10(1)(D)]**

<b>Project Title</b>	<b>Province</b>	<b>Project Type</b>	<b>Conservation Mechanisms</b>	<b>Acres</b>	<b>Years Duration</b>	<b>Date Approved</b>
Manitoba Prairie Parkland Project	MB	A, E, O	fee title	1,400	permanent 21 - permanent 10 - 20 10	9/15/99
			easement	2,500		
			lease	4,500		
			mgmt ag	5,200		
Manitoba Prairie Parkland Project	MB	A, E, O	fee title	1,500	permanent	6/20/00
Manitoba Prairie Parkland Project	MB	A, E, O	agreements*	1,900	10 - permanent	9/13/00
			fee title	1,136	permanent	
			mgmt ag	1,441	10	
Manitoba Prairie Parkland Project	MB	A, E, O	agreements*	2,170	10 - permanent	6/20/01
			fee title	1,474	permanent	
Manitoba Potholes Plus	MB	A, E, O	agreements*	13,051	7 - permanent	6/20/00
Manitoba Potholes Plus	MB	A, E, O	easement	1,450	20 - permanent	6/20/00
Prairie Canada Critical Wetland & Upland Habitat	MB, AB, SK	A, E, O	fee title	640	permanent	3/14/01
			easement	3,000	permanent	
Prairie Canada Critical Wetland & Upland Habitat	MB, AB, SK	A, E, O	fee title	9,100	permanent	6/20/01
			easement	21,000	permanent	
			lease	700	10	
			agreements*	12,600	10 - permanent	
Western Boreal Forest Program	MB, AB, BC, NT, NU, SK, YT	A, E, O	fee title	200	permanent	6/20/01
			mgmt ag	500,000	permanent	
Bay of Fundy Coastal Wetlands Project 2001.2	NB, NS	A, O	fee title	650	permanent	3/14/01
			easement	250	30 - permanent	
			mgmt ag	70	10 - 30	
New Brunswick Wetlands Conservation	NB	A, E, O	fee title	233	permanent	9/15/99
			mgmt ag	734	10 - 30	
New Brunswick Wetlands Conservation	NB	A, E, O	fee title	205	permanent	6/20/00
			easement	120	permanent	
			mgmt ag	111	10 - 30	
New Brunswick Wetlands Conservation	NB	A, E, O	fee title	350	permanent	9/13/00
			mgmt ag	1,153	10 - 30	
New Brunswick Wetlands Conservation	NB	A, E, O	fee title	774	permanent	6/20/01
			mgmt ag	1,780	10 - 30	
Newfoundland Coastal & Inland	NF	A, E, O	mgmt ag	110	10 - 30	6/20/00
Newfoundland & Labrador Coastal & Inland	NF	A, E, O	fee title	60	permanent	9/13/00
			easement	50	20 - 30	
			mgmt ag	1,471	10 - 30	
Newfoundland & Labrador Coastal & Inland	NF	A, E, O	fee title	100	permanent	6/20/01
			mgmt ag	1,007	20 - 30	

Multi-state projects are listed in each state where they occur. Full figures are given with each listing.  
\*Agreements are undifferentiated combinations of leases, easements, and management agreements.

**Canadian North American Wetlands Conservation Act Projects Arrayed by Province  
Conservation Mechanisms 2000-2001  
[Section 10(1)(D)]**

<b>Project Title</b>	<b>Province</b>	<b>Project Type</b>	<b>Conservation Mechanisms</b>	<b>Acres</b>	<b>Years Duration</b>	<b>Date Approved</b>
Bay of Fundy Coastal Wetlands Project 2001.2	NS, NB	A, O	fee title easement mgmt ag	650 250 70	permanent 30 - permanent 10 - 30	3/14/01
Nova Scotia Coastal & Inland	NS	A, E, O	fee title easement mgmt ag	125 200 1,410	permanent 30 - permanent 10 - 30	9/15/99
Nova Scotia Coastal & Inland	NS	A, E, O	fee title easement mgmt ag	100 45 820	permanent 30 - permanent 15 - 30	6/20/00
Nova Scotia Coastal & Inland	NS	A, E, O	fee title easement mgmt ag	135 45 278	permanent 30 - permanent 30	9/13/00
Nova Scotia Coastal & Inland	NS	A, E, O	fee title agreements*	820 700	permanent 10 - 30	6/20/01
Western Boreal Forest Program	NT, AB, BC, MB, NU, SK, YT	A, E, O	fee title mgmt ag	200 500,000	permanent permanent	6/20/01
Western Boreal Forest Program	NU, AB, BC, MB, NT, SK, YT	A, E, O	fee title mgmt ag	200 500,000	permanent permanent	6/20/01
Ontario Regional Project	ON	A, E, O	fee title easement mgmt ag	420 80 30,900	permanent 10 - 20 10 - 99	9/15/99
Ontario Regional Project	ON	A, E, O	fee title agreements*	250 4,200	permanent 10 - permanent	6/20/00
Ontario Regional Project	ON	A, E, O	fee title agreements*	340 2,700	permanent 10 - permanent	9/13/00
Ontario Regional Project	ON	A, E, O	fee title agreements*	410 1,995	permanent 10 - permanent	6/20/01
Ontario Wetland Habitat Fund Program	ON	A, E, O	mgmt ag	8,900	10	9/15/99
Ontario Wetland Habitat Fund Program	ON	A, E, O	mgmt ag	6,000	10	9/13/00
Ontario Wetland Habitat Fund Program	ON	A, E, O	mgmt ag	550	10	6/20/01
Wetland Habitat & Integrated Bird Conservation Project	ON	A, O	fee title easement	750 400	permanent 999 - permanent	6/20/01
Prince Edward Island Wetlands	PE	A, E, O	fee title mgmt ag	205 3,052	permanent 15 - permanent	9/15/99
Prince Edward Island Wetlands	PE	A, E, O	fee title mgmt ag	160 302	permanent 15 - 30	6/20/00
Prince Edward Island Wetlands	PE	A, E, O	fee title mgmt ag	73 1,767	permanent 15 - 30	9/13/00
Prince Edward Island Wetlands	PE	A, E, O	fee title mgmt ag	434 2,091	permanent 15 - 30	6/20/01

Multi-state projects are listed in each state where they occur. Full figures are given with each listing.

\*Agreements are undifferentiated combinations of leases, easements, and management agreements.

**Canadian North American Wetlands Conservation Act Projects Arrayed by Province  
Conservation Mechanisms 2000-2001  
[Section 10(1)(D)]**


<b>Project Title</b>	<b>Province</b>	<b>Project Type</b>	<b>Conservation Mechanisms</b>	<b>Acres</b>	<b>Years Duration</b>	<b>Date Approved</b>
Quebec/St. Lawrence	QC	A, E, O	fee title	975	permanent	9/15/99
			easement	645	30	
Quebec/St. Lawrence	QC	A, E, O	fee title	260	permanent	6/20/00
			easement	1,600	30	
			mgmt ag	2,850	5 - 10	
Quebec/St. Lawrence	QC	A, E, O	fee title	460	permanent	9/13/00
			easement	1,540	30	
			mgmt ag	500	5 - 10	
Quebec/St. Lawrence & Adjoining Landscapes	QC	A, E, O	fee title	400	permanent	6/20/01
			mgmt ag	2,000	5 - 30	
Saskatchewan Habitat Programs	SK	A, E, O	fee title	7,100	permanent	9/15/99
			easement	1,000	30	
			lease	1,300	10 - 25	
			mgmt ag	28,100	6 - 25	
			agreements*	5,600	2 - 25	
Saskatchewan Habitat Programs	SK	A, E, O	fee title	3,600	permanent	6/20/00
			easement	1,000	30	
			lease	200	10 - 25	
			mgmt ag	27,300	6 - 25	
			agreements*	5,500	2 - 25	
Saskatchewan Habitat Programs	SK	A, E, O	fee title	4,714	permanent	9/13/00
			mgmt ag	25,559	6 - 25	
			agreements*	4,234	6 - permanent	
Saskatchewan Habitat Programs	SK	A, E, O	fee title	5,808	permanent	6/20/01
			mgmt ag	6,000	6 - 25	
			agreements*	38,595	6 - permanent	
Saskatchewan Prairie Shores Project	SK	A, E, O	agreements*	5,000	10 - permanent	9/15/99
Saskatchewan Prairie Shores Project	SK	A, E, O	agreements	,300	permanent	6/20/00
Saskatchewan Prairie Shores Project	SK	A, E, O	mgmt ag	15,000	10	9/13/00
			agreements*	1,000	permanent	
Prairie Canada Critical Wetland & Upland Habitat	SK, AB, MB	A, E, O	fee title	640	permanent	3/14/01
			easement	3,000	permanent	
Prairie Canada Critical Wetland & Upland Habitat	SK, AB, MB	A, E, O	fee title	9,100	permanent	6/20/01
			easement	21,000	permanent	
			lease	700	10	
			agreements*	12,600	10 - permanent	
Western Boreal Forest Program	SK, AB, BC, MB, NT, NU, YT	A, E, O	fee title	200	permanent	6/20/01
			mgmt ag	500,000	permanent	
Western Boreal Forest Program	YT, AB, BC, MB, NT, NU, SK	A, E, O	fee title	200	permanent	6/20/01
			mgmt ag	500,000	permanent	

Multi-state projects are listed in each state where they occur. Full figures are given with each listing.

\*Agreements are undifferentiated combinations of leases, easements, and management agreements.

**Mexican North American Wetlands Conservation Act Projects Arrayed by State  
Conservation Mechanisms 2000-2001  
[Section 10(1)(D)]**

<b>Project Title</b>	<b>State</b>	<b>Project Type</b>	<b>Conservation Mechanisms</b>	<b>Acres</b>	<b>Years Duration</b>	<b>Date Approved</b>
Restoration of Cienega De San Bernardino	SON	A, R	fee title	10,000	permanent	3/14/01





**Financial Statements**  
**[Section 10(2)]**

**Fiscal Year 2000**

*Receipts*

FY 1999 Interest	\$ 21,077,700 <sup>1</sup>
FY 2000 Appropriation	14,892,360
FY 1999 Appropriation Carryover	9,857,066
Fines, Penalties, Forfeitures	596,373
FY 2000 Coastal Funds	11,255,651
FY 1999 Coastal Funds Carryover	358,199
<b>Total</b>	<b>\$58,037,349</b>

*Debits*

Administration	\$1,595,237
Project Obligations	
Canada	\$16,520,017
Mexico	1,610,791
United States	29,803,403
<b>Total</b>	<b>\$49,529,448</b>

**Fiscal Year 2001**

*Receipts*

FY 2000 Interest	\$19,665,325 <sup>2</sup>
FY 2001 Appropriation	39,694,000
FY 2001 Appropriation Carryover	3,421,161
Fines, Penalties, Forfeitures	642,899
FY 2001 Coastal Funds	11,284,119
FY 2000 Coastal Funds Carryover	689,176
<b>Total</b>	<b>\$75,396,680</b>

*Debits*

Administration	\$1,919,149
Project Obligations	
Canada	26,135,120
Mexico	2,555,184
United States	40,402,730
<b>Total</b>	<b>\$71,012,183</b>

<sup>1</sup> Includes funds unobligated in Fiscal Year 1999 and accrued interest during Fiscal Year 1999, which became available at the start of Fiscal Year 2000.

<sup>2</sup> Includes interest accrued and unobligated in Fiscal Year 2000.



**U.S. North American Wetlands Conservation Act Projects Arrayed by State  
Federal and Partner Dollars Invested 2000-2001  
[Section 10(2)]**

<b>Project Title</b>	<b>State</b>	<b>Project Type</b>	<b>Grant Amount</b>	<b>Partner Amount</b>	<b>Total Amount</b>	<b>Date Approved</b>
Anchor River Floodplain Protection	AK	A, O	\$50,000	\$50,000	\$100,000	6/20/00
Kachemak Bay Wetlands Conservation II	AK	A	\$846,200	\$3,273,150	\$4,119,350	3/22/00
Promoting Linkages: Protecting the Furrow Creek	AK	A, O	\$50,000	\$414,000	\$464,000	6/20/00
<b>Total</b>			<b>\$946,200</b>	<b>\$3,737,150</b>	<b>\$4,683,350</b>	
Mobile-Tensaw Delta	AL	A, O	\$1,000,000	\$6,096,646	\$7,096,646	3/22/00
Mobile-Tensaw Delta II	AL	A, O	\$1,000,000	\$3,168,000	\$4,168,000	3/14/01
<b>Total</b>			<b>\$2,000,000</b>	<b>\$9,264,646</b>	<b>\$11,264,646</b>	
Falcon Bottoms II	AR	A, E, R, O	\$617,290	\$1,274,580	\$1,891,870	3/14/01
Lower Mississippi Valley Ecosystem II	AR, LA, MS, TN	A, E, R	\$999,655	\$2,295,999	\$3,295,654	3/22/00
Seven Devils Swamp	AR	A	\$1,000,000	\$3,100,000	\$4,100,000	9/15/99
Wetlands Protection, Restoration & Enhancement, Private Lands Lower Mississippi Valley & Gulf Coast	AR, LA, MS	A, E, R, O	\$450,000	\$3,550,000	\$4,000,000	9/13/00
<b>Total</b>			<b>\$3,066,945</b>	<b>\$10,220,579</b>	<b>\$13,287,524</b>	
Achii Hanyo Wildlife Preserve Wetlands II	AZ	R	\$50,000	\$55,616	\$105,616	6/20/01
Whitewater Draw Wildlife Area Wetland Restoration	AZ	A, R, O	\$50,000	\$149,474	\$199,474	6/20/00
<b>Total</b>			<b>\$100,000</b>	<b>\$205,090</b>	<b>\$305,090</b>	
Arcata Marsh Wetland Acquisition	CA	A, R	\$50,000	\$50,000	\$100,000	6/20/01
Arcata Marsh/McDaniel Slough Wetland Acquisition	CA	A, E, R	\$50,000	\$50,000	\$100,000	6/23/99
Butte Basin & Colusa Trough Wetland Habitat	CA	E, R	\$983,780	\$4,564,724	\$5,548,504	9/15/99
California North Coast Wetland Habitat II	CA	A, E, R	\$999,250	\$2,304,829	\$3,304,079	9/13/00
Grasslands Ecological Area Enhancement & Restoration II	CA	E, R, O	\$997,496	\$2,779,338	\$3,776,834	3/22/00
Grasslands IV, East Bear Creek	CA	A, E, R	\$990,000	\$2,921,555	\$3,911,555	3/22/00
Humboldt Bay Enhancement	CA	A, R	\$650,000	\$1,408,000	\$2,058,000	3/14/01
Klamath Basin Wetland	CA, OR	A, E, R, O	\$785,300	\$3,570,850	\$4,356,150	9/15/99
North Central Valley Wetland Habitat - III	CA	A, E, R	\$999,987	\$19,930,608	\$20,930,595	3/14/01
Pintail Slough Wetlands Development	CA	A, E, R	\$37,500	\$74,211	\$111,711	6/23/99
San Pablo Bay Tidal Wetlands	CA	A, E, R, O	\$997,300	\$5,659,939	\$6,657,239	3/22/00
Suisun Marsh: Lower Joice Island Acquisition & Enhancement	CA	A, R, O	\$660,000	\$1,988,000	\$2,648,000	9/13/00
Triangle Marsh Acquisition & Restoration	CA	A, R	\$50,000	\$834,870	\$884,870	6/23/99
Tulare Lake Basin Wetland Habitat	CA	A, E, R, O	\$986,540	\$11,792,177	\$12,778,717	3/14/01
Upper Little Lake Ranch Habitat Restoration & Enhancement	CA	A, R, O	\$50,000	\$242,605	\$292,605	6/20/00
Zuniga Creek, Wetlands & Watershed	CA	A	\$50,000	\$4,250,000	\$4,300,000	6/20/00
<b>Total</b>			<b>\$9,337,153</b>	<b>\$62,421,706</b>	<b>\$71,758,859</b>	
Lower South Platte River Wetland & Riparian Restoration I	CO	A, E, R, O	\$999,400	\$4,250,360	\$5,249,760	3/14/01
Playa/Riparian/Wetland Colorado Partnership	CO	A, E, R	\$1,000,000	\$5,272,500	\$6,272,500	3/14/01
Sombrero Marsh Restoration	CO	A, R	\$50,000	\$872,000	\$922,000	6/23/99
<b>Total</b>			<b>\$2,049,400</b>	<b>\$10,394,860</b>	<b>\$12,444,260</b>	

Multi-state projects are listed in each state where they occur. Full figures are given with each listing.

**U.S. North American Wetlands Conservation Act Projects Arrayed by State  
Federal and Partner Dollars Invested 2000-2001  
[Section 10(2)]**

<b>Project Title</b>	<b>State</b>	<b>Project Type</b>	<b>Grant Amount</b>	<b>Partner Amount</b>	<b>Total Amount</b>	<b>Date Approved</b>
Beecher Acquisition	FL	A	\$35,000	\$35,000	\$70,000	6/23/99
Sanibel Gardens Preserve Restoration	FL	R	\$40,000	\$149,750	\$189,750	6/20/00
West Pond Restoration I	FL	E	\$50,000	\$1,272,800	\$1,322,800	6/20/01
<b>Total</b>			<b>\$125,000</b>	<b>\$1,457,550</b>	<b>\$1,582,550</b>	
Acquisition & Protection of Riverine Wetlands, Broad River	GA	A	\$20,000	\$24,000	\$44,000	6/20/00
Altamaha River Corridor Habitat Conservation	GA	A, O	\$1,000,000	\$2,040,653	\$3,040,653	3/14/01
South Atlantic Migratory Bird Initiative Habitat Conservation	GA, NC, SC	A, E, R, O	\$1,000,000	\$3,394,560	\$4,394,560	9/13/00
<b>Total</b>			<b>\$2,020,000</b>	<b>\$5,459,213</b>	<b>\$7,479,213</b>	
Montane Wetlands Restoration for Hawaiian Duck & Nene II	HI	R	\$50,000	\$250,000	\$300,000	6/20/01
<b>Total</b>			<b>\$50,000</b>	<b>\$250,000</b>	<b>\$300,000</b>	
Great River Corridor Initiative	IA, MN	A, E, R, O	\$985,588	\$1,894,091	\$2,879,679	3/14/01
Iowa Prairie Waters Initiative	IA	A, E, R, O	\$899,193	\$1,346,254	\$2,245,447	3/14/01
Iowa Wetland - Complex Restoration	IA	R	\$50,000	\$193,500	\$243,500	6/20/00
Iowa WPA/WMA Small Wetland Restoration Acceleration	IA	R	\$50,000	\$214,350	\$264,350	6/20/00
Nahant Marsh Preserve & Educational Field Station	IA	A, R	\$33,375	\$33,375	\$66,750	6/23/99
Northcentral Iowa Wetlands	IA	A, R, O	\$600,000	\$12,649,084	\$13,249,084	9/15/99
Owego Wetland Complex Acquisition & Restoration	IA	A, E, R	\$50,000	\$609,213	\$659,213	6/20/00
Shell Rock River Watershed	IA, MN	A, R, O	\$50,000	\$71,732	\$121,732	6/20/00
Upper Wapsi Wetlands, Iowa	IA	A, E, R	\$600,000	\$2,587,658	\$3,187,658	9/13/00
<b>Total</b>			<b>\$3,318,156</b>	<b>\$19,599,257</b>	<b>\$22,917,413</b>	
Kootenai Valley Wetlands	ID	A, E, R, O	\$1,000,000	\$5,424,386	\$6,424,386	3/14/01
Teton River Basin Wetland Conservation II	ID	A, E, R	\$1,000,000	\$6,806,687	\$7,806,687	3/22/00
<b>Total</b>			<b>\$2,000,000</b>	<b>\$12,231,073</b>	<b>\$14,231,073</b>	
Cache River Wetlands III	IL	A, E, R	\$740,000	\$4,490,000	\$5,230,000	9/15/99
Hennepin-Hopper Lakes Restoration	IL	A, E, R, O	\$500,000	\$5,824,340	\$6,324,340	3/14/01
Illinois River Basin I	IL	A, E, R, O	\$997,500	\$2,575,567	\$3,573,067	3/14/01
<b>Total</b>			<b>\$2,237,500</b>	<b>\$12,889,907</b>	<b>\$15,127,407</b>	
Boot Lake Nature Preserve	IN	A, E	\$50,000	\$747,240	\$797,240	6/20/00
Southern Lake Michigan Coastal Wetlands III	IN	A, E, R, O	\$1,000,000	\$2,310,850	\$3,310,850	3/14/01
Southwest Indiana Four Rivers III	IN	A, E, R	\$1,000,000	\$5,344,050	\$6,344,050	3/22/00
Spreads of the Elkhart Marsh	IN	A, R, O	\$50,000	\$365,400	\$415,400	6/20/00
<b>Total</b>			<b>\$2,100,000</b>	<b>\$8,767,540</b>	<b>\$10,867,540</b>	
Green River State Forest	KY	A, R	\$50,000	\$373,820	\$423,820	6/23/99
<b>Total</b>			<b>\$50,000</b>	<b>\$373,820</b>	<b>\$423,820</b>	

Multi-state projects are listed in each state where they occur. Full figures are given with each listing.

**U.S. North American Wetlands Conservation Act Projects Arrayed by State  
Federal and Partner Dollars Invested 2000-2001  
[Section 10(2)]**

<b>Project Title</b>	<b>State</b>	<b>Project Type</b>	<b>Grant Amount</b>	<b>Partner Amount</b>	<b>Total Amount</b>	<b>Date Approved</b>
Acadiana Park Wetland Preservation	LA	A	\$50,000	\$75,000	\$125,000	6/20/00
Louisiana Coastal Wetlands	LA	E, R, O	\$999,713	\$3,006,198	\$4,005,911	9/13/00
Lower Mississippi Valley Ecosystem II	LA, AR, MS, TN	A, E, R	\$999,655	\$2,295,999	\$3,295,654	3/22/00
Pontchartrain Wetlands III/Bayou Sauvage & Big Branch	LA	A, O	\$1,000,000	\$2,800,000	\$3,800,000	9/15/99
Wetlands Protection, Restoration & Enhancement, Private Lands Lower Mississippi Valley & Gulf Coast	LA, AR, MS	A, E, R, O	\$450,000	\$3,550,000	\$4,000,000	9/13/00
<b>Total</b>			<b>\$3,499,368</b>	<b>\$11,727,197</b>	<b>\$15,226,565</b>	
Salt Marsh Restoration & Enhancement, Plum Island Sound - Great Marsh	MA	R	\$50,000	\$62,500	\$112,500	6/20/00
<b>Total</b>			<b>\$50,000</b>	<b>\$62,500</b>	<b>\$112,500</b>	
Blackwater/Nanticoke Watershed Acquisition, Restoration & Enhancement	MD	A, E, R	\$700,000	\$2,194,000	\$2,894,000	9/15/99
Chester River Watershed Conservation I	MD	A	\$1,000,000	\$7,611,696	\$8,611,696	3/14/01
Holly Beach Farm	MD	A, E, R	\$1,000,000	\$13,200,000	\$14,200,000	3/14/01
<b>Total</b>			<b>\$2,700,000</b>	<b>\$23,005,696</b>	<b>\$25,705,696</b>	
Boothbay Harbor Wetlands Protection	ME	A	\$50,000	\$182,216	\$232,216	6/20/01
Deer Meadow Brook Marsh Conservation Initiative	ME	A	\$47,000	\$116,300	\$163,300	6/20/00
Leavitt Forest	ME	A	\$50,000	\$1,880,000	\$1,930,000	6/20/00
Merrymeeting Bay III	ME	A, O	\$680,000	\$1,372,200	\$2,052,200	3/22/00
Northeast Creek	ME	A	\$50,000	\$474,110	\$524,110	6/20/00
Pingree Forest Partnership	ME	A	\$1,000,000	\$3,391,774	\$4,391,774	9/13/00
Wescott's Island on the Bagaduce River	ME	A, O	\$40,000	\$44,100	\$84,100	6/20/01
<b>Total</b>			<b>\$1,917,000</b>	<b>\$7,460,700</b>	<b>\$9,377,700</b>	
Michigan Upper Peninsula Coastal Wetland	MI	A, E, R, O	\$1,000,000	\$2,707,289	\$3,707,289	9/15/99
North Arm Lake Bellaire Loon Nursery	MI	A, O	\$50,000	\$267,000	\$317,000	6/20/00
Round Island Point Preserve	MI	A	\$50,000	\$225,000	\$275,000	6/20/00
Saginaw Bay Wetland Initiative II	MI	A, E, R, O	\$1,000,000	\$3,315,800	\$4,315,800	9/13/00
<b>Total</b>			<b>\$2,100,000</b>	<b>\$6,515,089</b>	<b>\$8,615,089</b>	

Multi-state projects are listed in each state where they occur. Full figures are given with each listing.

**U.S. North American Wetlands Conservation Act Projects Arrayed by State  
Federal and Partner Dollars Invested 2000-2001  
[Section 10(2)]**

<b>Project Title</b>	<b>State</b>	<b>Project Type</b>	<b>Grant Amount</b>	<b>Partner Amount</b>	<b>Total Amount</b>	<b>Date Approved</b>
Audubon Center of the North Woods	MN	R	\$37,500	\$47,400	\$84,900	6/20/00
Dalen Coulee Wetland Restoration	MN	R	\$49,000	\$55,800	\$104,800	6/20/00
Giese WPA Restoration	MN	R	\$50,000	\$81,573	\$131,573	6/23/99
Great River Corridor Initiative	MN, IA	A, E, R, O	\$985,588	\$1,894,091	\$2,879,679	3/14/01
Jim Hautman Restoration - Matter Waterfowl Production Area	MN	R	\$33,000	\$33,000	\$66,000	6/23/99
Kunkel Wildlife Management Area - Rice Lake/Wetlands Restoration	MN	R	\$50,000	\$80,000	\$130,000	6/20/01
Minnesota Private Wetland Restoration Acceleration	MN	R	\$50,000	\$201,671	\$251,671	6/20/00
Minnesota WPA Small Wetland Ecosystem Restoration Acceleration	MN	R	\$50,000	\$156,739	\$206,739	6/20/00
Northern Tallgrass Prairie Wetland Conservation II	MN	A, E, R, O	\$998,788	\$2,033,700	\$3,032,488	3/22/00
Prairie Wetland Heritage Conservation Initiative II	MN	A, E, R, O	\$1,000,000	\$3,819,725	\$4,819,725	9/13/00
Shell Rock River Watershed	MN, IA	A, R, O	\$50,000	\$71,732	\$121,732	6/20/00
Straight River Marsh WPA Acquisition	MN	A, R	\$27,000	\$68,700	\$95,700	6/23/99
Wolf Creek WPA Wetland Restoration	MN	R	\$40,000	\$56,318	\$96,318	6/23/99
<b>Total</b>			<b>\$3,420,876</b>	<b>\$8,600,449</b>	<b>\$12,021,325</b>	
Four Rivers Wetland III	MO	A, R, O	\$999,980	\$3,681,700	\$4,681,680	9/15/99
Missouri Bootheel Partners Program	MO	E	\$50,000	\$266,057	\$316,057	6/23/99
Nodaway Valley Conservation Area Wetland Restoration	MO	E, R	\$1,000,000	\$3,297,131	\$4,297,131	3/14/01
<b>Total</b>			<b>\$2,049,980</b>	<b>\$7,244,888</b>	<b>\$9,294,868</b>	
Lower Mississippi Valley Ecosystem II	MS, AR, LA, TN	A, E, R	\$999,655	\$2,295,999	\$3,295,654	3/22/00
Wetlands Protection, Restoration & Enhancement, Private Lands Lower Mississippi Valley & Gulf Coast	MS, AR, LA	A, E, R, O	\$450,000	\$3,550,000	\$4,000,000	9/13/00
<b>Total</b>			<b>\$1,449,655</b>	<b>\$5,845,999</b>	<b>\$7,295,654</b>	
Beaverhead Wetland Protection II	MT	A, E, R	\$1,000,000	\$4,963,300	\$5,963,300	9/13/00
<b>Total</b>			<b>\$1,000,000</b>	<b>\$4,963,300</b>	<b>\$5,963,300</b>	
Lea Island Conservation Initiative	NC	A	\$50,000	\$80,500	\$130,500	6/23/99
Northeast North Carolina Wetlands Initiative-Little Alligator River (Futch) Tract	NC	A, E, R	\$1,000,000	\$2,147,691	\$3,147,691	3/14/01
South Atlantic Migratory Bird Initiative Habitat Conservation	NC, GA, SC	A, E, R, O	\$1,000,000	\$3,394,560	\$4,394,560	9/13/00
<b>Total</b>			<b>\$2,050,000</b>	<b>\$5,622,751</b>	<b>\$7,672,751</b>	
Chase Lake IV	ND	A, E, R, O	\$428,000	\$856,015	\$1,284,015	3/22/00
Devils Lake Drift Prairie II	ND	A, E, R, O	\$760,000	\$1,864,139	\$2,624,139	9/15/99
Drift Prairie Wetland III	ND	A, E, R, O	\$640,000	\$1,012,841	\$1,652,841	3/14/01
Missouri Coteau Habitat Conservation II	ND	A, O	\$1,000,000	\$1,895,637	\$2,895,637	3/14/01
Mouse River Watershed Enhancement III	ND	A, E, R, O	\$405,000	\$1,307,011	\$1,712,011	9/13/00
Northern Coteau Wetland Acquisition & Enhancement III	ND	A, E, R	\$1,000,000	\$1,489,095	\$2,489,095	9/13/00
<b>Total</b>			<b>\$4,233,000</b>	<b>\$8,424,738</b>	<b>\$12,657,738</b>	
Bunger/Quadhamer Wetland Protection	NE	A, R	\$50,000	\$235,146	\$285,146	6/23/99
<b>Total</b>			<b>\$50,000</b>	<b>\$235,146</b>	<b>\$285,146</b>	

Multi-state projects are listed in each state where they occur. Full figures are given with each listing.

**U.S. North American Wetlands Conservation Act Projects Arrayed by State  
Federal and Partner Dollars Invested 2000-2001  
[Section 10(2)]**

<b>Project Title</b>	<b>State</b>	<b>Project Type</b>	<b>Grant Amount</b>	<b>Partner Amount</b>	<b>Total Amount</b>	<b>Date Approved</b>
Great Bay Estuary III: Crommet Creek, Piscassic & Lamprey Rivers	NH	A	\$944,000	\$2,205,962	\$3,149,962	9/15/99
Great Bay Estuary IV: Crommet Creek, Piscassic & Lamprey Rivers	NH	A	\$1,000,000	\$2,246,062	\$3,246,062	3/14/01
<b>Total</b>			<b>\$1,944,000</b>	<b>\$4,452,024</b>	<b>\$6,396,024</b>	
Middle Delaware Estuary Partnership	NJ	A	\$1,000,000	\$2,012,273	\$3,012,273	9/15/99
<b>Total</b>			<b>\$1,000,000</b>	<b>\$2,012,273</b>	<b>\$3,012,273</b>	
Long Island Wetland Restoration Initiative	NY	A, R, O	\$295,500	\$5,213,800	\$5,509,300	9/13/00
Town of Grand Island Open Space Acquisition	NY	A	\$50,000	\$245,738	\$295,738	6/23/99
<b>Total</b>			<b>\$345,500</b>	<b>\$5,459,538</b>	<b>\$5,805,038</b>	
Adam Grimm Wetland Restoration	OH	R	\$18,000	\$32,335	\$50,335	6/20/00
<b>Total</b>			<b>\$18,000</b>	<b>\$32,335</b>	<b>\$50,335</b>	
Red Slough Restoration & Enhancement I	OK	A, E, O	\$277,660	\$950,540	\$1,228,200	3/14/01
<b>Total</b>			<b>\$277,660</b>	<b>\$950,540</b>	<b>\$1,228,200</b>	
Bessett Wetland Restoration in the Willamette Valley	OR	A, R, O	\$31,285	\$219,400	\$250,685	6/20/01
Blue Mountain Focus Area I	OR	A, E, R, O	\$530,000	\$4,790,556	\$5,320,556	9/13/00
Klamath Basin Wetland	OR, CA	A, E, R, O	\$785,300	\$3,570,850	\$4,356,150	9/15/99
Lower Columbia River III	OR, WA	A, E, R, O	\$999,014	\$6,119,574	\$7,118,588	3/22/00
Owens Farm Wetlands, Riparian & Oak Woodlands Acquisition	OR	A	\$50,000	\$209,200	\$259,200	6/20/01
Sycan Marsh/Intermountain West JV - Klamath Focus Area II	OR	A, R, O	\$500,000	\$3,033,123	\$3,533,123	9/13/00
Willamette River Gallery Forest Protection	OR	A	\$50,000	\$102,275	\$152,275	6/20/00
Willamette Valley Watershed Restoration	OR	A, E, R, O	\$999,124	\$4,359,544	\$5,358,668	9/13/00
<b>Total</b>			<b>\$3,944,723</b>	<b>\$22,404,522</b>	<b>\$26,349,245</b>	
Block Island Migratory Bird Wetlands II	RI	A, O	\$500,000	\$7,667,000	\$8,167,000	3/14/01
<b>Total</b>			<b>\$500,000</b>	<b>\$7,667,000</b>	<b>\$8,167,000</b>	
Carolina Bay Nature Reserve II	SC	A	\$40,000	\$205,000	\$245,000	6/20/01
Green Point Wetland Enhancement	SC	E	\$42,040	\$54,857	\$96,897	6/20/00
Magwood Wetland Habitat Enhancement	SC	E	\$22,445	\$26,270	\$48,715	6/20/00
Santee Coastal Reserve - Big Well Enhancement	SC	E	\$50,000	\$135,668	\$185,668	6/23/99
South Atlantic Migratory Bird Initiative Habitat Conservation	SC, GA, NC	A, E, R, O	\$1,000,000	\$3,394,560	\$4,394,560	9/13/00
<b>Total</b>			<b>\$1,154,485</b>	<b>\$3,816,355</b>	<b>\$4,970,840</b>	
Lower Brule Wetlands Conservation I	SD	A, E, R, O	\$445,105	\$2,125,948	\$2,571,053	9/13/00
<b>Total</b>			<b>\$445,105</b>	<b>\$2,125,948</b>	<b>\$2,571,053</b>	
Lick Creek	TN	A	\$50,000	\$185,920	\$235,920	6/20/00
Lower Mississippi Valley Ecosystem II	AR, LA, MS, TN	A, E, R	\$999,655	\$2,295,999	\$3,295,654	3/22/00
Smith Bend Campaign	TN	A, R	\$50,000	\$6,880,000	\$6,930,000	6/23/99
<b>Total</b>			<b>\$1,099,655</b>	<b>\$9,361,919</b>	<b>\$10,461,574</b>	

Multi-state projects are listed in each state where they occur. Full figures are given with each listing.

**U.S. North American Wetlands Conservation Act Projects Arrayed by State  
Federal and Partner Dollars Invested 2000-2001  
[Section 10(2)]**

<b>Project Title</b>	<b>State</b>	<b>Project Type</b>	<b>Grant Amount</b>	<b>Partner Amount</b>	<b>Total Amount</b>	<b>Date Approved</b>
Calhoun County & Mid Coast Wetlands	TX	O	\$49,999	\$63,000	\$112,999	6/20/00
Coastal Bend Wetlands Conservation Initiative	TX	A, E, R	\$1,000,000	\$1,944,506	\$2,944,506	9/13/00
Ecoasis: Building Corridors of Waterfowl Habitat on Ranches	TX, NL	O	\$49,660	\$115,221	\$164,881	6/20/00
Katy Prairie Initiative II	TX	A	\$1,000,000	\$2,040,000	\$3,040,000	3/14/01
Llano Grande Historic Wetland Restoration	TX	R	\$49,964	\$81,876	\$131,840	6/23/99
Wetland Restoration & Enhancement, Private & Public Lands Texas Gulf Coast III	TX	E, R	\$560,000	\$1,889,225	\$2,449,225	9/15/99
Wetland Restoration & Enhancement, Private & Public Lands Texas Gulf Coast IV	TX	E, R, O	\$852,500	\$2,070,167	\$2,922,667	3/14/01
<b>Total</b>			<b>\$3,562,123</b>	<b>\$8,154,335</b>	<b>\$11,716,458</b>	
Great Salt Lake Wetlands II	UT	A, R, O	\$1,000,000	\$3,397,513	\$4,397,513	9/13/00
<b>Total</b>			<b>\$1,000,000</b>	<b>\$3,397,513</b>	<b>\$4,397,513</b>	
Phragmites Control in Rappahannock River Marshes	VA	R	\$15,000	\$27,442	\$42,442	6/20/00
Southeast Virginia Watersheds	VA	A, E, R	\$394,886	\$903,278	\$1,298,164	3/22/00
<b>Total</b>			<b>\$409,886</b>	<b>\$930,720</b>	<b>\$1,340,606</b>	
Essex County Wetland Systems	VT	A	\$1,000,000	\$7,210,000	\$8,210,000	9/15/99
<b>Total</b>			<b>\$1,000,000</b>	<b>\$7,210,000</b>	<b>\$8,210,000</b>	
Forks of the Nooksack	WA	A, R	\$35,268	\$147,642	\$182,910	6/20/00
Lower Columbia River III	WA, OR	A, E, R, O	\$999,014	\$6,119,574	\$7,118,588	3/22/00
North Bay Wetlands Preserve	WA	A	\$600,000	\$1,216,919	\$1,816,919	3/22/00
Otto Preserve, Lummi Island	WA	A	\$50,000	\$926,000	\$976,000	6/23/99
Quimper Wildlife Corridor	WA	A	\$50,000	\$282,000	\$332,000	6/23/99
Shadow Lake Bog Habitat & Wetland Preservation	WA	A	\$48,747	\$122,763	\$171,510	6/20/01
Skagit/Samish Priority Wetlands Habitat Protection & Restoration	WA	A, E, R	\$965,700	\$3,239,545	\$4,205,245	9/15/99
Sprague Lake Marsh	WA	A, R	\$320,000	\$810,000	\$1,130,000	3/22/00
Willapa Bay I	WA	A, E, R, O	\$999,855	\$19,930,814	\$20,930,669	3/14/01
<b>Total</b>			<b>\$4,068,584</b>	<b>\$32,795,257</b>	<b>\$36,863,841</b>	
Door Peninsula Coastal Initiative	WI	A	\$1,000,000	\$2,168,800	\$3,168,800	3/14/01
Prairie Flat WPA Wetland Restorations: Squaw Lake	WI	A, E, R	\$50,000	\$598,811	\$648,811	6/20/00
Rose Lake Property Acquisition	WI	A, R	\$50,000	\$314,000	\$364,000	6/23/99
South-Central Wisconsin Prairie Pothole Initiative	WI	A, E, R, O	\$1,000,000	\$3,333,965	\$4,333,965	3/22/00
Wisconsin Northwest Pothole Habitat Initiative III	WI	A, E, R, O	\$1,000,000	\$3,100,000	\$4,100,000	3/14/01
<b>Total</b>			<b>\$3,100,000</b>	<b>\$9,515,576</b>	<b>\$12,615,576</b>	

Multi-state projects are listed in each state where they occur. Full figures are given with each listing.

**U.S. North American Wetlands Conservation Act Evaluation Grants  
Federal and Partner Dollars Invested 2000-2001  
[Section 10(2)]**

<b>Project Title</b>	<b>State</b>	<b>Project Type</b>	<b>Grant Amount</b>	<b>Partner Amount</b>	<b>Total Amount</b>	<b>Date Approved</b>
Evaluating Rice Fields as Foraging Habitat for Waterfowl	AR, IL, KY, LA, MO, MS, TN	O	\$100,000	\$382,358	\$482,358	6/23/99
Evaluating Habitat Needs For Waterfowl & Wetland-Dependent	CA	O	\$71,661	\$190,000	\$261,661	6/23/99
Increasing the Benefits of NAWCA Projects to Waterbirds	CT, DE, ME, MD, MA, NH, NJ, NY, PA, RI, VT, VA	O	\$50,000	\$60,375	\$110,375	6/23/99
Effects of Habitat Restoration in the Southern Part of PPJV	IA	O	\$80,000	\$494,926	\$574,926	6/23/99
Evaluation of Managed & Unmanaged Wetlands as Migratory	MO, OH	O	\$108,339	\$307,215	\$415,554	6/23/99
Evaluation of NAWCA & JVs in NE Rainwater Basin	NE	O	\$90,000	\$319,741	\$409,741	6/23/99
<b>Total</b>			<b>\$500,000</b>	<b>\$1,754,615</b>	<b>\$2,254,615</b>	





**Canadian North American Wetlands Conservation Act Projects Arrayed by Province  
Federal and Partner Dollars Invested 2000-2001  
[Section 10(2)]**

Project Title	Province	Project Type	Grant Amount	Partner Amount	Total Amount	Date Approved
Alberta Habitat Project	AB	A, E, O	\$2,808,720	\$4,742,640	\$7,551,360	9/13/00
Alberta Habitat Project	AB	A, E, O	\$2,809,190	\$3,531,295	\$6,340,485	9/15/99
Alberta Habitat Project	AB	A, E, O	\$2,350,761	\$3,087,290	\$5,438,051	6/20/00
Prairie Canada Critical Wetland & Upland Habitat	AB, MB, SK	A, E, O	\$2,244,600	\$3,741,000	\$5,985,600	6/20/01
Prairie Canada Critical Wetland & Upland Habitat	AB, MB, SK	A, E, O	\$200,000	\$380,000	\$580,000	3/14/01
Western Boreal Forest Program	AB, BC, MB, NT, NU, SK, YT	A, E, O	\$2,150,000	\$3,585,425	\$5,735,425	6/20/01
<b>Total</b>			<b>\$12,563,271</b>	<b>\$19,067,650</b>	<b>\$31,630,921</b>	
Conservation of Wetlands and Associated Upland Habitats	BC	A, E, O	\$1,148,881	\$1,566,481	\$2,715,362	6/20/01
Conservation of Wetlands and Associated Upland Habitats	BC	A, E, O	\$547,200	\$799,137	\$1,346,337	9/15/99
Conservation of Wetlands and Associated Upland Habitats	BC	A, E, O	\$457,746	\$733,677	\$1,191,423	6/20/00
Conservation of Wetlands and Associated Upland Habitats	BC	A, E, O	\$547,200	\$925,200	\$1,472,400	9/13/00
Critical BC Coastal & Intermountain Wetland Habitats	BC	A, E, O	\$912,241	\$1,051,441	\$1,963,682	6/20/01
Western Boreal Forest Program	BC, AB, MB, NT, NU, SK, YT	A, E, O	\$2,150,000	\$3,585,425	\$5,735,425	6/20/01
<b>Total</b>			<b>\$5,763,268</b>	<b>\$8,661,361</b>	<b>\$14,424,629</b>	
Manitoba Potholes Plus	MB	A, E, O	\$188,232	\$226,021	\$414,253	6/20/00
Manitoba Potholes Plus	MB	A, E, O	\$337,560	\$437,088	\$774,648	6/20/01
Manitoba Prairie Parkland Project	MB	A, E, O	\$1,404,720	\$2,275,200	\$3,679,920	9/13/00
Manitoba Prairie Parkland Project	MB	A, E, O	\$1,116,390	\$1,245,840	\$2,362,230	6/20/01
Manitoba Prairie Parkland Project	MB	A, E, O	\$1,404,595	\$1,503,980	\$2,908,575	9/15/99
Manitoba Prairie Parkland Project	MB	A, E, O	\$986,792	\$1,070,926	\$2,057,718	6/20/00
Prairie Canada Critical Wetland & Upland Habitat	MB, AB, SK	A, E, O	\$2,244,600	\$3,741,000	\$5,985,600	6/20/01
Prairie Canada Critical Wetland & Upland Habitat	MB, AB, SK	A, E, O	\$200,000	\$380,000	\$580,000	3/14/01
Western Boreal Forest Program	MB, AB, BC, NT, NU, SK, YT	A, E, O	\$2,150,000	\$3,585,425	\$5,735,425	6/20/01
<b>Total</b>			<b>\$10,032,889</b>	<b>\$14,465,480</b>	<b>\$24,498,369</b>	
Bay of Fundy Coastal Wetlands Project 2001.2	NB, NS	A, O	\$200,000	\$480,800	\$680,800	3/14/01
New Brunswick Wetlands Conservation	NB	A, E, O	\$170,970	\$285,645	\$456,615	9/15/99
New Brunswick Wetlands Conservation	NB	A, E, O	\$126,201	\$210,335	\$336,536	6/20/00
New Brunswick Wetlands Conservation	NB	A, E, O	\$151,200	\$273,600	\$424,800	9/13/00
New Brunswick Wetlands Conservation	NB	A, E, O	\$322,944	\$540,096	\$863,040	6/20/01
<b>Total</b>			<b>\$971,315</b>	<b>\$1,790,476</b>	<b>\$2,761,791</b>	
Newfoundland & Labrador Coastal & Inland	NF	A, E, O	\$53,280	\$105,120	\$158,400	9/13/00
Newfoundland & Labrador Coastal & Inland	NF	A, E, O	\$96,744	\$166,344	\$263,088	6/20/01
Newfoundland Coastal & Inland	NF	A, E, O	\$46,627	\$78,722	\$125,349	6/20/00
<b>Total</b>			<b>\$196,651</b>	<b>\$350,186</b>	<b>\$546,837</b>	

Multi-state projects are listed in each state where they occur. Full figures are given with each listing.




**Canadian North American Wetlands Conservation Act Projects Arrayed by Province  
Federal and Partner Dollars Invested 2000-2001  
[Section 10(2)]**

Project Title	Province	Project Type	Grant Amount	Partner Amount	Total Amount	Date Approved
Bay of Fundy Coastal Wetlands Project 2001.2	NB, NS	A, O	\$200,000	\$480,800	\$680,800	3/14/01
Nova Scotia Coastal & Inland	NS	A, E, O	\$128,575	\$227,960	\$356,535	9/15/99
Nova Scotia Coastal & Inland	NS	A, E, O	\$89,838	\$171,833	\$261,671	6/20/00
Nova Scotia Coastal & Inland	NS	A, E, O	\$108,000	\$223,920	\$331,920	9/13/00
Nova Scotia Coastal & Inland	NS	A, E, O	\$226,200	\$383,496	\$609,696	6/20/01
<b>Total</b>			<b>\$752,613</b>	<b>\$1,488,009</b>	<b>\$2,240,622</b>	
Western Boreal Forest Program	NT, AB, BC, MB, NU, SK, YT	A, E, O	\$2,150,000	\$3,585,425	\$5,735,425	6/20/01
<b>Total</b>			<b>\$2,150,000</b>	<b>\$3,585,425</b>	<b>\$5,735,425</b>	
Western Boreal Forest Program	NU, AB, BC, MB, NT, SK, YT	A, E, O	\$2,150,000	\$3,585,425	\$5,735,425	6/20/01
<b>Total</b>			<b>\$2,150,000</b>	<b>\$3,585,425</b>	<b>\$5,735,425</b>	
Ontario Regional Project	ON	A, E, O	\$635,925	\$1,130,070	\$1,765,995	9/15/99
Ontario Regional Project	ON	A, E, O	\$648,117	\$1,117,628	\$1,765,745	6/20/00
Ontario Regional Project	ON	A, E, O	\$671,760	\$1,241,280	\$1,913,040	9/13/00
Ontario Regional Project	ON	A, E, O	\$1,241,664	\$2,113,752	\$3,355,416	6/20/01
Ontario Wetland Habitat Fund Program	ON	A, E, O	\$139,000	\$462,106	\$601,106	9/15/99
Ontario Wetland Habitat Fund Program	ON	A, E, O	\$144,000	\$633,168	\$777,168	9/13/00
Ontario Wetland Habitat Fund Program	ON	A, E, O	\$43,848	\$135,024	\$178,872	6/20/01
Wetland Habitat & Integrated Bird Conservation Project	ON	A, O	\$348,000	\$581,160	\$929,160	6/20/01
<b>Total</b>			<b>\$3,872,314</b>	<b>\$7,414,188</b>	<b>\$11,286,502</b>	
Prince Edward Island Wetlands	PE	A, E, O	\$88,265	\$282,865	\$371,130	9/15/99
Prince Edward Island Wetlands	PE	A, E, O	\$74,880	\$277,200	\$352,080	9/13/00
Prince Edward Island Wetlands	PE	A, E, O	\$62,031	\$109,802	\$171,833	6/20/00
Prince Edward Island Wetlands	PE	A, E, O	\$161,472	\$320,856	\$482,328	6/20/01
<b>Total</b>			<b>\$386,648</b>	<b>\$990,723</b>	<b>\$1,377,371</b>	
Quebec/St. Lawrence	QC	A, E, O	\$387,602	\$816,138	\$1,203,740	9/15/99
Quebec/St. Lawrence	QC	A, E, O	\$324,415	\$663,589	\$988,004	6/20/00
Quebec/St. Lawrence	QC	A, E, O	\$387,576	\$865,656	\$1,253,232	9/13/00
Quebec/St. Lawrence & Adjoining Landscapes	QC	A, E, O	\$807,360	\$1,346,760	\$2,154,120	6/20/01
<b>Total</b>			<b>\$1,906,953</b>	<b>\$3,692,143</b>	<b>\$5,599,096</b>	
Saskatchewan Habitat Programs	SK	A, E, O	\$2,908,580	\$3,244,060	\$6,152,640	6/20/01
Saskatchewan Habitat Programs	SK	A, E, O	\$2,739,700	\$3,355,500	\$6,095,200	9/15/99
Saskatchewan Habitat Programs	SK	A, E, O	\$2,334,400	\$2,898,400	\$5,232,800	6/20/00
Saskatchewan Habitat Programs	SK	A, E, O	\$2,718,720	\$4,577,760	\$7,296,480	9/13/00
Saskatchewan Prairie Shores	SK	A, E, O	\$90,000	\$954,000	\$1,044,000	9/13/00
Saskatchewan Prairie Shores Project	SK	A, E, O	\$16,335	\$22,335	\$38,670	6/20/00
Saskatchewan Prairie Shores Project	SK	A, E, O	\$69,500	\$403,100	\$472,600	9/15/99
Prairie Canada Critical Wetland & Upland Habitat	SK, AB, MB	A, E, O	\$2,244,600	\$3,741,000	\$5,985,600	6/20/01
Prairie Canada Critical Wetland & Upland Habitat	SK, AB, MB	A, E, O	\$200,000	\$380,000	\$580,000	3/14/01
Western Boreal Forest Program	SK, AB, BC, MB, NT, NU, YT	A, E, O	\$2,150,000	\$3,585,425	\$5,735,425	6/20/01
<b>Total</b>			<b>\$15,471,835</b>	<b>\$23,161,580</b>	<b>\$38,633,415</b>	

Multi-state projects are listed in each state where they occur. Full figures are given with each listing.

**Canadian North American Wetlands Conservation Act Projects Arrayed by Province  
Federal and Partner Dollars Invested 2000-2001  
[Section 10(2)]**

<b>Project Title</b>	<b>Province</b>	<b>Project Type</b>	<b>Grant Amount</b>	<b>Partner Amount</b>	<b>Total Amount</b>	<b>Date Approved</b>
Western Boreal Forest Program	YT, AB, BC, MB, NT, NU, SK	A, E, O	\$2,150,000	\$3,585,425	\$5,735,425	6/20/01
	<b>Total</b>		<b>\$2,150,000</b>	<b>\$3,585,425</b>	<b>\$5,735,425</b>	



Multi-state projects are listed in each state where they occur. Full figures are given with each listing.

**Mexican North American Wetlands Conservation Act Projects Arrayed by State  
Federal and Partner Dollars Invested 2000-2001  
[Section 10(2)]**

Project Title	State	Project Type	Grant Amount	Partner Amount	Total Amount	Date Approved
Inventory & Classification of Critical Wetlands in Mexico	AGS, GTO ,JAL, MICH, TAMPS, VER	O	\$241,690	\$295,816	\$537,506	6/20/01
	<b>Total</b>		<b>\$241,690</b>	<b>\$295,816</b>	<b>\$537,506</b>	
La Mariana & El Indio Wetlands, Restoration in Farmlands	BCN	R, O	\$149,941	\$165,500	\$315,441	3/14/01
Management Plan for Aquaculture, Fisheries & Ecotourism in San Qu	BCN	O	\$17,903	\$16,617	\$34,520	3/22/00
	<b>Total</b>		<b>\$167,844</b>	<b>\$182,117</b>	<b>\$349,961</b>	
Promoting Conservation & Sustainable Use, Magdalena Bay Coastal Lagoon System	BCS	O	\$215,762	\$274,820	\$490,582	6/20/01
Protecting Wetlands, Reefs, Birds in Revilla Gigedo Archipelago	BCS	E	\$158,000	\$168,100	\$326,100	6/20/01
	<b>Total</b>		<b>\$373,762</b>	<b>\$442,920</b>	<b>\$816,682</b>	
Restoration of Hydrologic System, Isla Arena Mangrove Swamp	CAM	R	\$129,381	\$129,523	\$258,904	9/13/00
Waterfowl Management in Rice Fields of Edzna & Yohaltun, Campeche	CAM	O	\$70,439	\$72,020	\$142,459	9/15/99
	<b>Total</b>		<b>\$199,820</b>	<b>\$201,543</b>	<b>\$401,363</b>	
Identification, Classification & Protection of Wetlands Important to Arctic Geese in Mexico	CHIH, DGO, NL, TAMPS, VER, ZAC	O	\$49,000	\$64,000	\$113,000	9/15/99
	<b>Total</b>		<b>\$49,000</b>	<b>\$64,000</b>	<b>\$113,000</b>	
Conservation & Integrated Management of Watersheds of La Sepultura II	CHIS	O	\$150,022	\$170,291	\$320,313	3/22/00
Conservation & Joint Management of Watersheds, La Encrucijada III	CHIS	O	\$121,375	\$151,640	\$273,015	6/20/01
	<b>Total</b>		<b>\$271,397</b>	<b>\$321,931</b>	<b>\$593,328</b>	
Conservation & Water Management in the Cuatrociénegas Valley	COAH	R, O	\$64,700	\$81,106	\$145,806	9/13/00
	<b>Total</b>		<b>\$64,700</b>	<b>\$81,106</b>	<b>\$145,806</b>	
Identification, Classification & Protection of Wetlands Important to Arctic Geese in Mexico	DGO, CHIH, NL, TAMPS, VER, ZAC	O	\$49,000	\$64,000	\$113,000	9/15/99
	<b>Total</b>		<b>\$49,000</b>	<b>\$64,000</b>	<b>\$113,000</b>	
Inventory & Classification of Critical Wetlands in Mexico	GTO, AGS, JAL, MICH, TAMPS, VER	O	\$241,690	\$295,816	\$537,506	6/20/01
Rio Laja Wetlands Protection Project	GTO	O	\$228,670	\$349,099	\$577,769	9/13/00
	<b>Total</b>		<b>\$470,360</b>	<b>\$644,915</b>	<b>\$1,115,275</b>	
Inventory & Classification of Critical Wetlands in Mexico	JAL, AGS, GTO, MICH, TAMPS, VER	O	\$241,690	\$295,816	\$537,506	6/20/01
	<b>Total</b>		<b>\$241,690</b>	<b>\$295,816</b>	<b>\$537,506</b>	

Multi-state projects are listed in each state where they occur. Full figures are given with each listing.

**Mexican North American Wetlands Conservation Act Projects Arrayed by State  
Federal and Partner Dollars Invested 2000-2001  
[Section 10(2)]**

<b>Project Title</b>	<b>State</b>	<b>Project Type</b>	<b>Grant Amount</b>	<b>Partner Amount</b>	<b>Total Amount</b>	<b>Date Approved</b>
Inventory & Classification of Critical Wetlands in Mexico	MICH, AGS, GTO, JAL, TAMPS, VER	O	\$241,690	\$295,816	\$537,506	6/20/01
	<b>Total</b>		<b>\$241,690</b>	<b>\$295,816</b>	<b>\$537,506</b>	
Identification, Classification & Protection of Wetlands Important to Arctic Geese in Mexico	NL, CHIH, DGO, TAMPS, VER, ZAC	O	\$49,000	\$64,000	\$113,000	9/15/99
	<b>Total</b>		<b>\$49,000</b>	<b>\$64,000</b>	<b>\$113,000</b>	
Conservation of the Manialtepec Watershed Wetlands II	OAX	O	\$44,000	\$83,600	\$127,600	3/14/01
	<b>Total</b>		<b>\$44,000</b>	<b>\$83,600</b>	<b>\$127,600</b>	
Conservation of Wetlands in Banco Chinchorro Biosphere Reserve	Q.ROO	O	\$169,343	\$227,130	\$396,473	9/13/00
	<b>Total</b>		<b>\$169,343</b>	<b>\$227,130</b>	<b>\$396,473</b>	
Social Basis for Nat. Resources & Management Plan in Bala'an Ka'ax	QRO	O	\$25,545	\$92,640	\$118,185	3/22/00
	<b>Total</b>		<b>\$25,545</b>	<b>\$92,640</b>	<b>\$118,185</b>	
Conservation of Coastal Wetlands of Santa Maria Bay	SIN	O	\$158,622	\$207,779	\$366,401	3/14/01
Conserving Bird Habitats in Northwestern Mexico	SIN	R, O	\$127,400	\$243,000	\$370,400	6/20/01
Western Hemisphere Shorebird Network: Conserving Bird Habitats in Mexico	SIN	O	\$79,844	\$140,300	\$220,144	3/22/00
	<b>Total</b>		<b>\$365,866</b>	<b>\$591,079</b>	<b>\$956,945</b>	
Discovering Colorado Delta Wetlands: Involvement in Conservation	SON	O	\$23,536	\$50,951	\$74,487	3/22/00
Program for Management & Rehabilitation of Wetlands of Tobari, Sonora	SON	R	\$445,000	\$487,839	\$932,839	9/15/99
Protecting the Upper San Pedro River	SON	O	\$170,000	\$209,160	\$379,160	3/22/00
Puerto Penasco Coastal Wetlands	SON	O	\$118,267	\$125,000	\$243,267	9/13/00
Restoration of Cienega De San Bernardino	SON	A, R	\$304,000	\$639,500	\$943,500	3/14/01
	<b>Total</b>		<b>\$1,060,803</b>	<b>\$1,512,450</b>	<b>\$2,573,253</b>	

Multi-state projects are listed in each state where they occur. Full figures are given with each listing.

**Mexican North American Wetlands Conservation Act Projects Arrayed by State  
Federal and Partner Dollars Invested 2000-2001  
[Section 10(2)]**

<b>Project Title</b>	<b>State</b>	<b>Project Type</b>	<b>Grant Amount</b>	<b>Partner Amount</b>	<b>Total Amount</b>	<b>Date Approved</b>
Inventory & Classification of Critical Wetlands in Mexico	TAMPS, AGS, GTO, JAL, MICH, VER	O	\$241,690	\$295,816	\$537,506	6/20/01
Identification, Classification & Protection of Wetlands Important to Arctic Geese in Mexico	TAMPS, CHIH, DGO, NL, VER, ZAC	O	\$49,000	\$64,000	\$113,000	9/15/99
Promoting Protection & Sustainable Use of Laguna Madre	TAMPS	O	\$181,446	\$265,789	\$447,235	3/22/00
Promoting Protection & Sustainable Use of Laguna Madre II	TAMPS	O	\$181,447	\$193,022	\$374,469	3/14/01
Management & Conservation of Wetlands, San Fernando River Delta/Laguna Madre	TAMPS	O	\$164,212	\$184,443	\$348,655	6/20/01
Restoration & Management of the Wetlands in Los Ebanos Private Reserve	TAMPS	R	\$80,093	\$82,474	\$162,567	6/20/01
Restoration, Enhancement & Sustainable Development, La Laguna Wetlands II	TAMPS	E, O	\$283,100	\$640,475	\$923,575	3/14/01
The 2001 Veracruz Model: An Innovative Approach	TAMPS	O	\$65,000	\$67,700	\$132,700	9/13/00
<b>Total</b>			<b>\$1,245,988</b>	<b>\$1,793,719</b>	<b>\$3,039,707</b>	
Inventory & Classification of Critical Wetlands in Mexico	VER, AGS, GTO, JAL, MICH, TAMPS	O	\$241,690	\$295,816	\$537,506	6/20/01
Identification, Classification & Protection of Wetlands Important to Arctic Geese in Mexico	VER, CHIH, DGO, NL, TAMPS, ZAC	O	\$49,000	\$64,000	\$113,000	9/15/99
<b>Total</b>			<b>\$290,690</b>	<b>\$359,816</b>	<b>\$650,506</b>	
Concession of Federal Maritime Terrestrial Zone, El Palmar	YUC	O	\$16,498	\$16,750	\$33,248	3/14/01
Flow Regulation System at Carbonera Open Pass, Chuburna	YUC	R	\$291,395	\$291,395	\$582,791	3/22/00
Program to Restore Vegetal Cover, Palmar State Reserve	YUC	R, O	\$153,543	\$156,000	\$309,543	9/13/00
Restoration of Natural Habitats within Dzilam State Reserve & Ria Lagartos Biosphere Reserve	YUC	O	\$88,982	\$89,467	\$178,449	6/20/01
Restoration of Natural Habitats within Dzilam State Reserve & Ria Lagartos Biosphere Reserve	YUC	O	\$59,953	\$62,380	\$122,333	3/22/00
San Crisanto, Sustainable Development Of Water Resources	YUC	E, R	\$46,668	\$80,047	\$126,715	9/15/99
<b>Total</b>			<b>\$657,040</b>	<b>\$696,039</b>	<b>\$1,353,079</b>	
Identification, Classification & Protection of Wetlands Important to Arctic Geese in Mexico	ZAC, CHIH, DGO, NL, TAMPS, VER,	O	\$49,000	\$64,000	\$113,000	9/15/99
<b>Total</b>			<b>\$49,000</b>	<b>\$64,000</b>	<b>\$113,000</b>	

Multi-state projects are listed in each state where they occur. Full figures are given with each listing.



**North American Wetlands Conservation Act**  
**projects are recommended by the**  
**North American Wetlands Conservation Council**

*Mr. Duane Shroufe* (Chair), Director, Arizona Game and Fish Department  
*Mr. Marshal Jones*, Acting Director, U.S. Fish and Wildlife Service  
*Mr. John Cooper*, Secretary, South Dakota Department of Game, Fish and Parks  
*Mr. John Berry*, Executive Secretary, National Fish and Wildlife Foundation  
*Mr. Michael Dennis*, Vice President and General Counsel, The Nature Conservancy  
*Ms. Jean W. Hocker*, President, The Land Trust Alliance  
*Dr. Andrew T. Manus*, Director, Delaware Division of Fish and Wildlife  
*Mr. Alan Wentz*, Group Manager for Conservation Programs, Ducks Unlimited, Inc.  
*Mr. Steve Wilson*, Director, Arkansas Game and Fish Commission  
*Mr. David Nomsen* (Alternate), Director of Governmental Affairs, Pheasants Forever, Inc.  
*Mr. Daniel P. Beard* (Ex Officio), Senior Vice President for Public Policy, National Audubon Society  
*Ms. KiKu Hoagland Hanes* (Ex Officio), Board of Directors Member, The Conservation Fund  
*Mr. Fernando Clemente* (Ex Officio), Director General de Vida Silvestre, SEMARNAT  
*Ms. Karen Brown* (Ex Officio), Assistant Deputy Minister, Environment Canada  
*Mr. David A. Smith* (Council Coordinator), Chief, Division of Bird Habitat Conservation,  
U.S. Fish and Wildlife Service

**and are approved for funding by the**  
**Migratory Bird Conservation Commission**

*Honorable Gale Norton* (Chair), Secretary of the Interior  
*Honorable John B. Breaux*, Senator from Louisiana  
*Honorable Thad Cochran*, Senator from Mississippi  
*Honorable, John D. Dingell*, Representative from Michigan  
*Honorable Curt Weldon*, Representative from Pennsylvania  
*Honorable Christie Whitman*, Administrator, Environmental Protection Agency  
*Honorable Anne M. Veneman*, Secretary of Agriculture  
*Mr. Jeffrey M. Donahoe* (Secretary), Chief, Division of Realty,  
U.S. Fish and Wildlife Service

The names listed above reflect current membership.



“ . . . to conserve North American wetland ecosystems and waterfowl and the other migratory birds and fish and wildlife that depend upon such habitats.”

## NORTH AMERICAN WETLANDS CONSERVATION ACT

North American Wetlands Conservation Council



NORTH AMERICAN WETLANDS CONSERVATION COUNCIL

4401 N. FAIRFAX DRIVE, SUITE 110

ARLINGTON, VIRGINIA 22203

PH: 703-358-1784

FAX: 703-358-2282



Printed on recycled paper

