












Map 4-2
EPCA Analysis - Alternative B

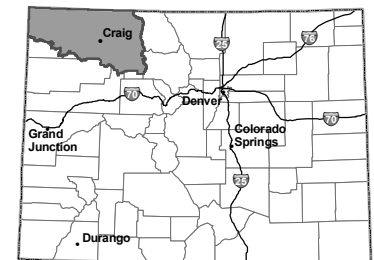

EPCA Timing Stipulations

-  3 to 6 Months
-  6 to 9 Months

Designation

-  Closed
-  No Surface Occupancy - Recoverable
-  No Surface Occupancy - Unrecoverable
-  Controlled Surface Use
-  Open with Standard Lease Terms
-  Mineral Estate not Managed by BLM

-  Towns
-  Major Roads
-  LSFO Resource Area Boundary



NO WARRANTY IS MADE BY THE BLM FOR USE OF THE DATA FOR PURPOSES NOT INTENDED BY BLM.