

**BILINGUAL  
HAZARDOUS MATERIALS  
GENERAL AWARENESS TRAINING  
Volume IV**

**PLACARDING**



**CARTELES**

The format for the material contained herein was developed using Presentation Task Force and Corel Draw, WordPerfect, and Presentations.

The editors of this material and the Federal Highway Administration make no representation as to the accuracy of the Spanish translation contained herein. The material contained in this presentation is for general information and training purposes only. To determine specific regulatory requirements, consult the most current copy of 49 Code of Federal Regulations Parts 100-185.

Los redactores de este material y la Administración Federal de Carreteras no hacen ninguna representación en cuanto a la exactitud de la traducción Española que se contenga aquí dentro. El material que está contenido en este folleto es para propósitos de capacitación solamente. Para requisitos específicos, favor de leer 49 Código de Reglamentos Federales Partes 100-185.

10/01/98

First, we'll look at the basic placarding requirements. Then, we'll look at some of the "unless otherwise provided" exceptions and options.

172.504(a)

***Table 1, 49 CFR 172.504***

Category of material (Hazard class or division number and additional description, as appropriate)	Placard Name	Placard design section reference ( )
1.1.....	EXPLOSIVES 1.1.....	172.522
1.2.....	EXPLOSIVES 1.2.....	172.522
1.3.....	EXPLOSIVES 1.3.....	172.522
2.3.....	POISON GAS.....	172.540
4.3.....	DANGEROUS WHEN WET	172.548
6.1 (PGI, inhalation Hazard only).....	POISON.....	172.554
5.2 (Organic peroxide, Type B, liquid or solid Temperature controlled	ORGANIC PEROXIDE...	172.552
7 (RADIOACTIVE YELLOW III LABEL ONLY).....	RADIOACTIVE.....	172.556

Placarding Table 1.

Any quantity of any hazardous material listed in Table 1 requires placarding.

172.504(a)

Placarding Table 2 lists the remainder of the hazardous material classes that require placards. However, Table 2 material requires placarding only when the aggregate gross weight of all Table 2 hazardous materials on the transport vehicle or in the freight container is 1,001 pounds or more.

Transport vehicles and freight containers transporting less than 1,001 pounds gross weight of Table 2 material **MAY** be placarded. Placards are not required.

172.504(c)(1)

***Table 2, 49 CFR 172.504***

---

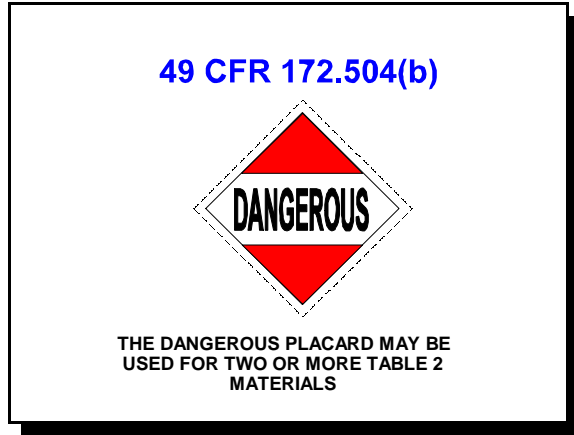
Category of material (Hazard class or division number and additional description, as appropriate)	Placard Name	Placard design section reference ( )
1.4.....	EXPLOSIVES 1.4.....	172.523
1.5.....	EXPLOSIVES 1.5.....	172.524
1.6.....	EXPLOSIVES 1.6.....	172.525
2.1.....	FLAMMABLE GAS.....	172.532
2.2.....	NON-FLAMMABLE GAS.....	172.528
3.....	FLAMMABLE.....	172.542
COMBUSTIBLE LIQUID.....	COMBUSTIBLE.....	172.544
4.1.....	FLAMMABLE SOLID.....	172.546
4.2.....	SPONTANEOUSLY COMBUSTIBLE.....	172.547
5.1.....	OXIDIZER.....	172.550
5.2. Other than Type B liquid or solid	ORGANIC PEROXIDE.....	172.552
6.1 (PG I or II (other than PG I Inhalation hazard).....	POISON.....	172.564
6.1 (PG III).....	KEEP AWAY FROM FOOD.....	172.563
6.2.....	NONE.....	
8.....	CORROSIVE.....	172.558
9.....	CLASS 9.....	172.560
ORM D.....	NONE.....	

Exceptions and options are provided in sub-sections f and g of 172.504. In placarding Table 2, weight is only one of the factors to consider.

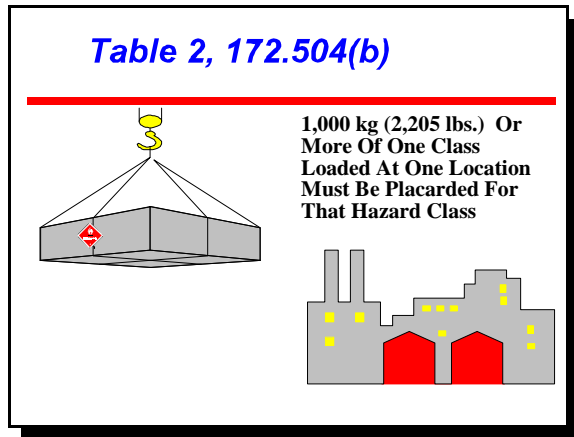
172.504(a)

If a transport vehicle or freight container carries two or more hazard classes from Table 2 requiring different placards, the DANGEROUS placard may be used in place of the hazard class placards.

172.504(b)



The specific Table 2 placard must be used when 1,000 kilograms or more of one class of hazardous material is loaded at one loading facility. In this case, the DANGEROUS placard may not be used.

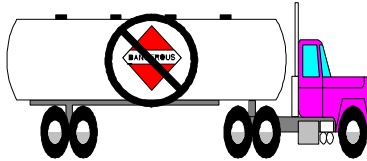


No Dangerous Placard  
on Cargo Tanks

**Table 2, 172.504(b) cont.**

---

No Dangerous Placard  
on Cargo Tanks!!



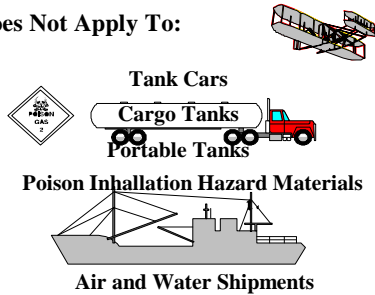
The DANGEROUS placard may not be used on a cargo tank, portable tank or tank car. Instead, the specific placard for each hazardous material must be applied. In addition, the DANGEROUS placard may not be used for placarding Table 1 material.

172.504(a)-(b)

## **172.504(c) 1001 lbs Exception**

---

**Does Not Apply To:**

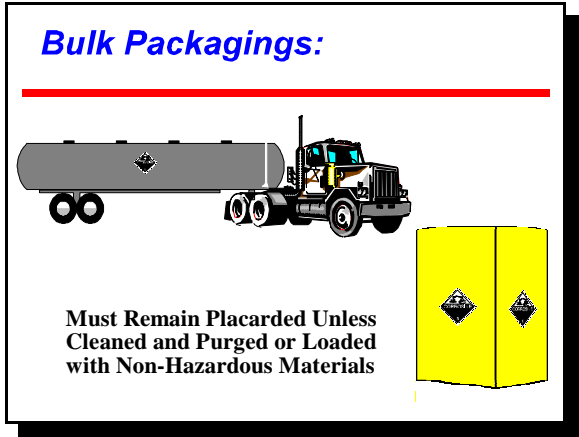


No placard is required for Table 2 material when the gross weight is less than 1,001 pounds.

However, you must placard Table 2 material when shipped:

- in portable tanks, cargo tanks or tank cars;
- by air or water; or
- in transport vehicles and freight containers carrying material identified on a shipping paper as a "Poison-Inhalation Hazard."

172.504(c)



Each cargo tank or portable tank required to be placarded when it contained a hazardous material **MUST** remain placarded when it's emptied.

The placard **MUST** be removed if the tank is reloaded with a nonregulated material. The placard **MUST** be removed once the tank is cleaned and purged of all potentially hazardous vapors.

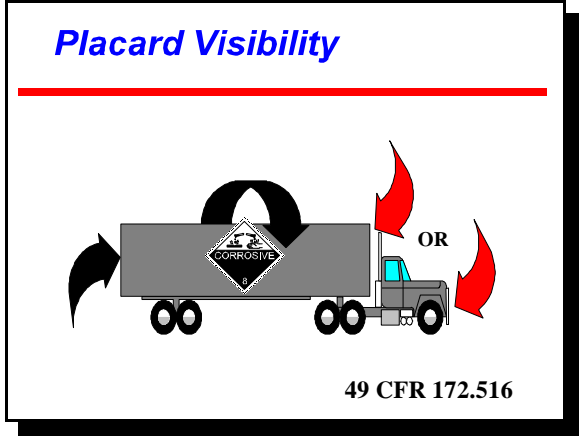
172.514(b)



Each placard on a motor vehicle or rail car must be readily visible from the direction it faces. Placards must be on each side and each end. If coupled to another motor vehicle or rail car, visibility is not required from the direction it faces. For example, this tractor semi-trailer has the placard affixed to the front of the trailer but the cab blocks the placard from view. This is permitted.


172.516(a)





The required placard on the front of a motor vehicle may be on the front of a truck tractor instead of, or in addition to, the placard on the attached cargo body.

172.516(b)



If visibility requirements are met, freight containers or portable tanks may be placarded instead of the motor vehicle. But, if a portable tank or freight container requiring placarding is inside a transport vehicle, the van type trailer must be placarded. By D.O.T. interpretation loads may be placarded instead of the vehicle as long as the visibility requirements are met.

Each placard must be securely attached and maintained in good condition.

Placards must be located clear of appurtenances and devices, away from dirt and water from wheels and at least three inches from any detracting markings.

Placard words and/or numbers must be displayed horizontally.

172.516(c)

There are some special placarding requirements that the shipper, carrier or warehouse person must follow. For example:

A PIH material also needs the poison or poison gas placard.

When a shipping paper describes a material as a "poison inhalation hazard" the poison placard is required. The placard must be displayed on each side, on the front, and on the back of the transport vehicle, portable tank, or freight container. This placard is required in addition to any other required placards.

