

Sentence to Commitment Management Report District of Arizona

Report Produced: 4/10/2006 1:55:21 PM



For the period between: and

Total Cases Designated: 3735

US Probation Office

Data Point	Number	Percentage
Average # of Days from J&C/PSI to Forwarding to USMS	20 days, 18hrs	
# of Cases Processed Under 10 Days	1240	33.19
# of Cases Processed b/w 10 and 14 Days	563	15.07
# of Cases Processed b/w 15 and 21 Days	770	20.61
# of Cases Processed Over 21 Days	1167	31.24
Total Cases Processed	3735	100

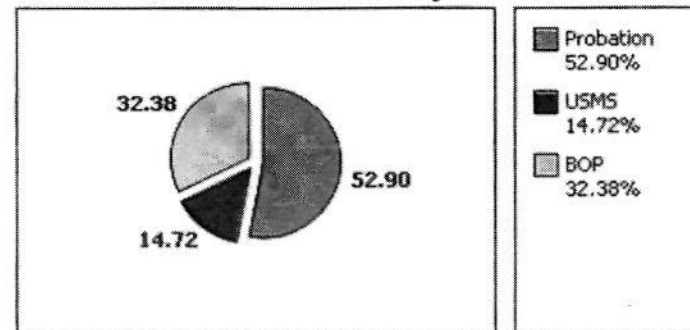
Overall Statistics

Data Point	Number	Percentage
Average time from Sentence to Commitment	39 days, 6hrs	
# of Cases Processed Under 20 Days	2487	66.58
# of Cases Processed b/w 20 and 30 Days	591	15.82
# of Cases Processed b/w 31 and 45 Days	310	8.29
# of Cases Processed Over 45 Days	347	9.29
Total Cases Processed	3735	100
Shortest time b/w Sentence and Designation	12hrs	
Longest time b/w Sentence and Designation	379 days, 11hrs	

US Marshals Service

Data Point	Number	Percentage
Average # of Days from Case Receipt to Forwarding to BOP	5 days, 18hrs	
# of Cases Processed Under 2 Days	1964	52.58
# of Cases Processed b/w 2 and 5 Days	804	21.52
# of Cases Processed b/w 6 and 10 Days	492	13.17
# of Cases Processed Over 10 Days	478	12.79
Total Cases Processed	3734	99.97

Distribution of Time: J&C to Designation



Federal Bureau of Prisons

Data Point	Number	Percentage
Average # of Days from Case Receipt to Designation	12 days, 17hrs	
# of Cases Processed Under 3 Days	213	5.70
# of Cases Processed b/w 3 and 5 Days	353	9.45
# of Cases Processed b/w 6 and 10 Days	1471	39.38
# of Cases Processed Over 10 Days	1697	45.43
Total Cases Processed	3734	99.97

Single Agency Report Logs

- USPO - Tucson
- USPO - Phoenix
- USMS - Tucson
- USMS - Phoenix
- BOP - Phoenix

Get Report

Report includes historical data.

Sentence to Commitment Management Report Southern District of California

Report Produced: 4/10/2006 2:02:09 PM



For the period between: and

Total Cases Designated: 1114

US Probation Office

Data Point	Number	Percentage
Average # of Days from J&C/PSI to Forwarding to USMS	7 days, 1hrs	
# of Cases Processed Under 10 Days	904	81.14
# of Cases Processed b/w 10 and 14 Days	110	9.87
# of Cases Processed b/w 15 and 21 Days	65	5.83
# of Cases Processed Over 21 Days	35	3.14
Total Cases Processed	1114	100

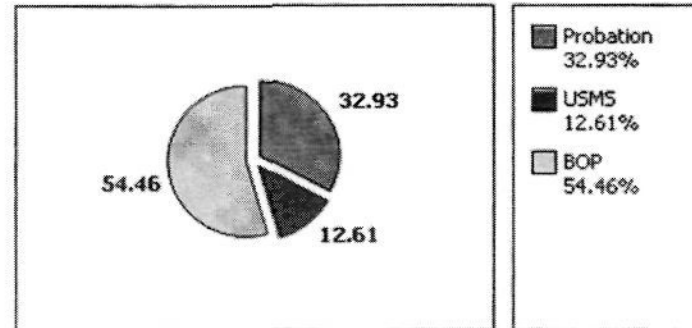
Overall Statistics

Data Point	Number	Percentage
Average time from Sentence to Commitment	21 days, 9hrs	
# of Cases Processed Under 20 Days	1073	96.31
# of Cases Processed b/w 20 and 30 Days	24	2.15
# of Cases Processed b/w 31 and 45 Days	9	0.80
# of Cases Processed Over 45 Days	8	0.71
Total Cases Processed	1114	100
Shortest time b/w Sentence and Designation		
Longest time b/w Sentence and Designation	190 days, 8hrs	

US Marshals Service

Data Point	Number	Percentage
Average # of Days from Case Receipt to Forwarding to BOP	2 days, 16hrs	
# of Cases Processed Under 2 Days	884	79.35
# of Cases Processed b/w 2 and 5 Days	104	9.33
# of Cases Processed b/w 6 and 10 Days	63	5.65
# of Cases Processed Over 10 Days	63	5.65
Total Cases Processed	1114	100

Distribution of Time: J&C to Designation



Federal Bureau of Prisons

Data Point	Number	Percentage
Average # of Days from Case Receipt to Designation	11 days, 15hrs	
# of Cases Processed Under 3 Days	246	22.08
# of Cases Processed b/w 3 and 5 Days	122	10.95
# of Cases Processed b/w 6 and 10 Days	285	25.58
# of Cases Processed Over 10 Days	461	41.38
Total Cases Processed	1114	100

Single Agency Report Logs

USPO - San Diego
USMS - San Diego
BOP - San Diego

[Get Report](#)

Report includes historical data.

Sentence to Commitment Management Report District of New Mexico

Report Produced: 4/10/2006 1:52:32 PM



For the period between: and

Total Cases Designated: 464

US Probation Office

Data Point	Number	Percentage
Average # of Days from J&C/PSI to Forwarding to USMS	15 days, 20hrs	
# of Cases Processed Under 10 Days	288	62.06
# of Cases Processed b/w 10 and 14 Days	37	7.97
# of Cases Processed b/w 15 and 21 Days	59	12.71
# of Cases Processed Over 21 Days	99	21.33
Total Cases Processed	464	100


Overall Statistics

Data Point	Number	Percentage
Average time from Sentence to Commitment	43 days, 20hrs	
# of Cases Processed Under 20 Days	363	78.23
# of Cases Processed b/w 20 and 30 Days	40	8.62
# of Cases Processed b/w 31 and 45 Days	24	5.17
# of Cases Processed Over 45 Days	37	7.97
Total Cases Processed	464	100
Shortest time b/w Sentence and Designation	8 days, 10hrs	
Longest time b/w Sentence and Designation	298 days, 14hrs	

US Marshals Service

Data Point	Number	Percentage
Average # of Days from Case Receipt to Forwarding to BOP	12 days, 8hrs	
# of Cases Processed Under 2 Days	57	12.28
# of Cases Processed b/w 2 and 5 Days	74	15.94
# of Cases Processed b/w 6 and 10 Days	135	29.09
# of Cases Processed Over 10 Days	224	48.27
Total Cases Processed	464	100

Distribution of Time: J&C to Designation



Federal Bureau of Prisons

Data Point	Number	Percentage
Average # of Days from Case Receipt to Designation	15 days, 15hrs	
# of Cases Processed Under 3 Days	11	2.37
# of Cases Processed b/w 3 and 5 Days	6	1.29
# of Cases Processed b/w 6 and 10 Days	121	26.07
# of Cases Processed Over 10 Days	326	70.25
Total Cases Processed	464	100

Single Agency Report Logs

USPO - Las Cruces
 USPO - Albuquerque
 USMS - Las Cruces
 USMS - Albuquerque
 BOP - New Mexico

Report includes historical data.