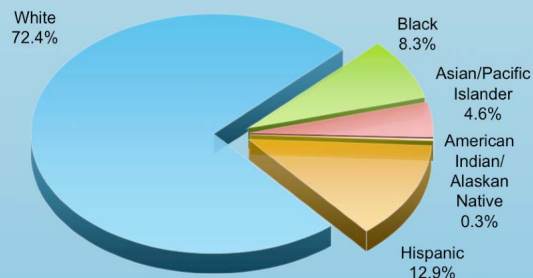


## MASSACHUSETTS AT A GLANCE

Student Demographics



Source: National Center for Education Statistics (NCES), Common Core of Data, 2004-05 School Year

### MASSACHUSETTS STUDENTS

	Massachusetts	United States
Total Students	971,909	49,676,964
Low-Income Students	28.2%	40.9%
Limited English Proficient	5.3%	8.5%
Students with Disabilities	15.4%	13.6%

Source: National Center For Education Statistics (NCES), Common Core of Data, 2005-06 School Year

### MASSACHUSETTS SCHOOLS

	Massachusetts	United States
Number of Schools	1,879	98,905
Schools Making Adequate Yearly Progress	919 (51.9%)	64,546 (70%)
Schools in Need of Improvement	463	10,676
Schools in Restructuring	135	2,302

Source: Consolidated State Performance Report, 2006-07 & NCES CCD, 2005-06

### MASSACHUSETTS FACTS AND FIGURES

Total NCLB Funding (2007): \$333,225,462; a 25% increase over 2001 levels

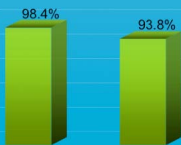
Public AYP Release Date: August 2007

Testing System Status:

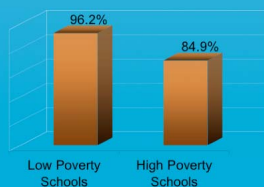
Approved     Approval Expected     Approval Pending

### MASSACHUSETTS TEACHERS

Elementary Classes Taught by Highly Qualified Teachers



Secondary Classes Taught by Highly Qualified Teachers



Source: Consolidated State Performance Reports, 2006-07

# MAPPING MASSACHUSETTS' EDUCATIONAL PROGRESS 2008



Every day, we learn what works so students can make greater progress. Six years after No Child Left Behind's passage – and midway to the nation's goal of having students on grade level or better in reading and math by 2014 – we have collected more data than ever before about the academic performance of our students and schools. This information enables all of us to chart where we are as individual states and as a nation and to map a course of action for future progress. The foundation of our success will depend on our continued commitment to the following core principles:

- ◆ High Standards
- ◆ Annual Assessments
- ◆ Accountability for Results
- ◆ Highly Qualified Teachers in Every Classroom (HQT)
- ◆ Information and Options for Parents
- ◆ All Children on Grade Level By 2014



## MASSACHUSETTS' RECORD OF ACHIEVEMENT

Reading Achievement for 2006-2007

	Massachusetts 4 <sup>th</sup> Graders			Massachusetts 8 <sup>th</sup> Graders		
	State Data-% Proficient	NAEP Data-% Basic	NAEP Data-% Proficient	State Data-% Proficient	NAEP Data-% Basic	NAEP Data-% Proficient
All	56%	81%	49%	75%	84%	43%
White	63%	87%	56%	82%	89%	49%
Black	31%	57%	19%	55%	65%	17%
Hispanic	28%	55%	18%	48%	63%	15%
Low Income	31%	60%	22%	54%	69%	20%

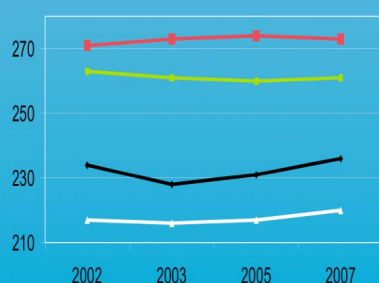
Math Achievement for 2006-2007

	Massachusetts 4 <sup>th</sup> Graders			Massachusetts 8 <sup>th</sup> Graders		
	State Data-% Proficient	NAEP Data-% Basic	NAEP Data-% Proficient	State Data-% Proficient	NAEP Data-% Basic	NAEP Data-% Proficient
All	48%	93%	58%	45%	85%	51%
White	54%	97%	65%	52%	91%	58%
Black	22%	75%	26%	19%	54%	13%
Hispanic	24%	77%	23%	18%	59%	19%
Low Income	27%	83%	32%	22%	65%	25%

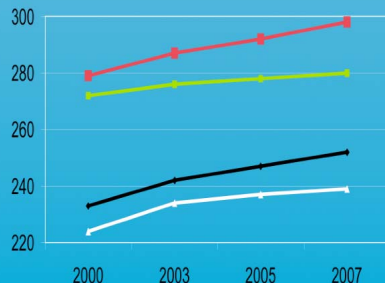
Source: Massachusetts Testing Data and 2007 National Assessment of Educational Progress (NAEP) Data

## ACHIEVEMENT TRENDS

Massachusetts Reading Achievement



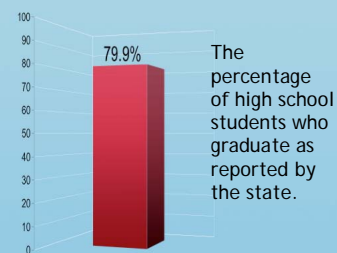
Massachusetts Math Achievement



Source: National Assessment of Educational Progress (NAEP)

## PREPARING MASSACHUSETTS STUDENTS FOR SUCCESS

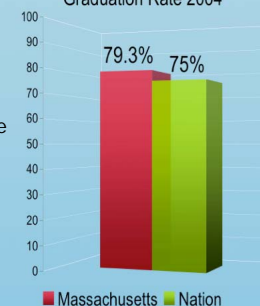
Massachusetts' High School Graduation Rate 2006



Source: Consolidated State Performance Report, 2006-07

Averaged Freshman Graduation Rate 2004

The Averaged Freshman Graduation Rate (AFGR) is a reliable definition for comparing across the states the percentage of students who graduate on time.



Source: National Center for Education Statistics (NCES)

High School Students Taking Advanced Placement Exams

Source: College Board

	Massachusetts	Nation
High School Students Taking Advanced Placement Exams	17,060 (28.1%)	698,182 (24.9%)

## OPTIONS FOR PARENTS

	# of Eligible Mass. Students	% of Eligible Mass. Students Participating	% of Eligible Students Participating Nationally
Tutoring	117,807	7,500 (6.4%)	529,627 (14.5%)
Choice	246,162	5,008 (2.0%)	119,988 (2.2%)

Source: Consolidated State Performance Report, 2006-07

## FLEXIBILITY OPTIONS FOR STATES-MASSACHUSETTS

Teacher Incentive Fund	Edward W. Brooke Charter School
Limited English Proficient Partnership	Participating
Flexibility for Students with Disabilities	Participating
Tutoring Pilot	Not Participating
Growth Model	Not Participating
Districts in Need of Improvement Pilot	Boston