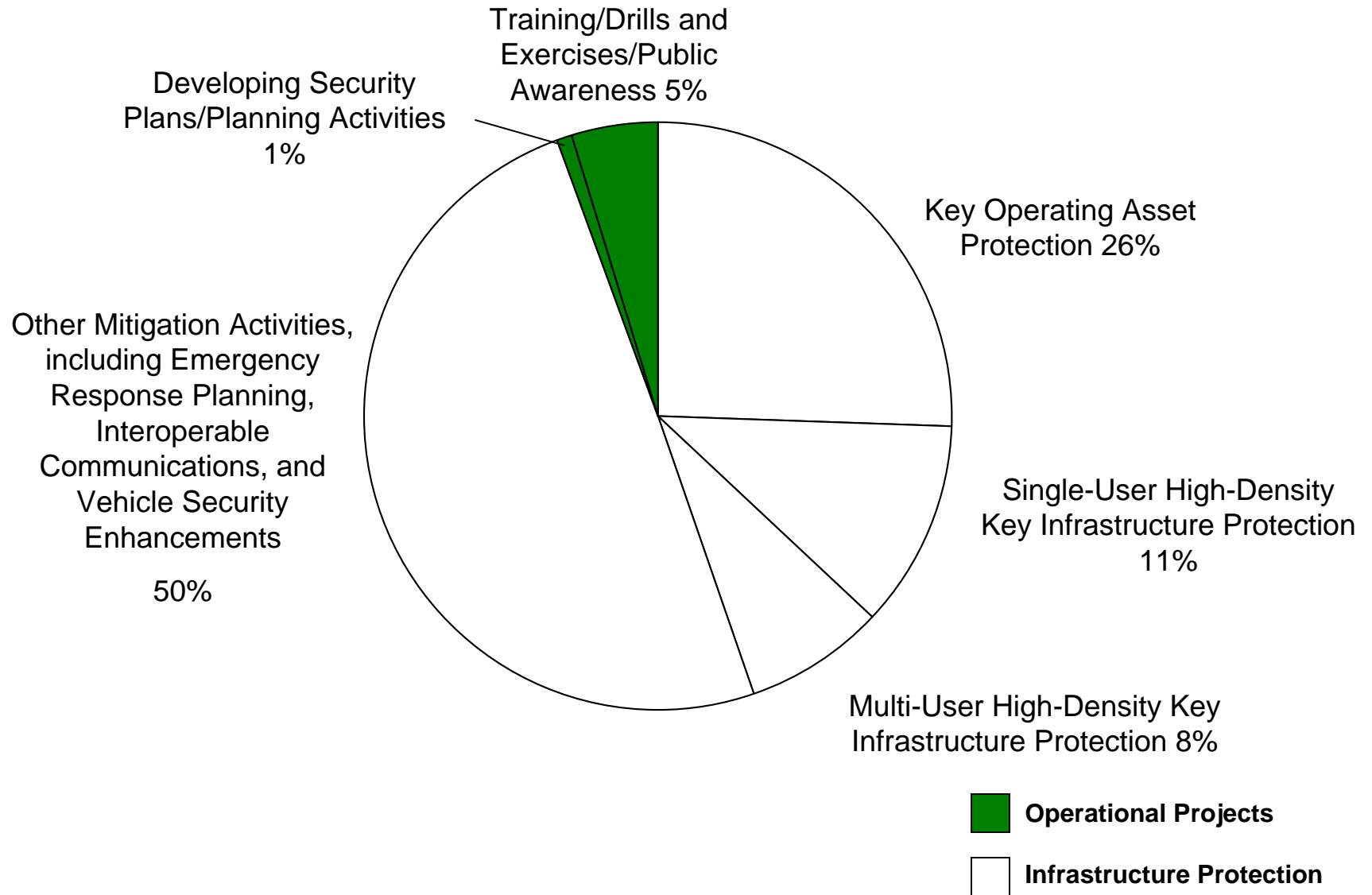


Transportation Security Grant Program (TSGP): Tier II

Funding Amounts for FY06, FY07, FY08 and FY09

FY09

TSGP Tier II Funding Amount: \$36,600,000

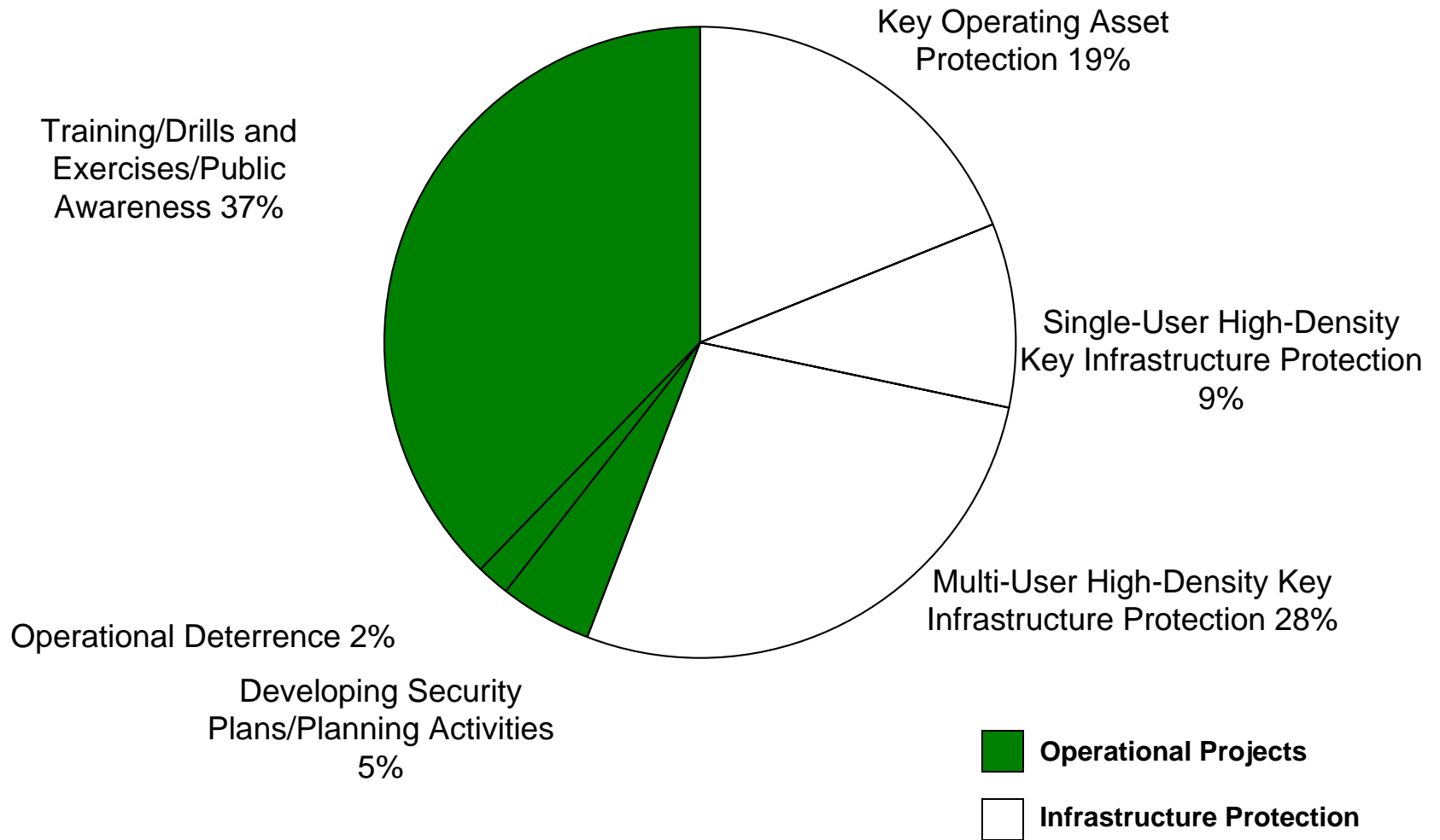


FY09 TSGP Tier II Funding Amounts

Urban Area	FY09 Award	Urban Area	FY09 Award
Phoenix, AZ	\$1,157,125	Buffalo, NY	\$3,587,235
Tucson, AZ	\$740,867	Rochester, NY	\$559,140
Fresno, CA	\$495,000	Cleveland, OH	\$1,075,236
Sacramento, CA	\$82,434	Cincinnati, OH	\$759,316
San Diego, CA	\$896,000	Columbus, OH	Did Not Apply
Denver, CO	\$613,000	Dayton, OH	Did Not Apply
Jacksonville, FL	\$1,024,078	Portland, OR	\$1,951,436
Miami/ Fort Lauderdale, FL	\$4,847,936	Eugene, OR	Did Not Apply
Orlando, FL	\$1,696,404	Pittsburgh, PA	\$1,189,849
Tampa, FL	Did Not Apply	San Juan, PR	Did Not Apply
Honolulu, HI	Did Not Apply	Providence, RI	Did Not Apply
Urbana-Champaign, IL	Did Not Apply	Memphis, TN	Did Not Apply
Indianapolis, IN	\$0	Nashville, TN	Did Not Apply
Louisville, KY	\$1,454,60	Austin, TX	Did Not Apply
New Orleans, LA	\$594,711	Dallas/Fort Worth/Arlington, TX	\$2,318,178
Springfield, MA	\$1,783,608	El Paso, TX	Did Not Apply
Detroit, MI	\$0	Houston, TX	\$948,427
Lansing, MI	\$0	San Antonio, TX	\$0
Twin Cities, MN	\$1,520,898	Norfolk, VA	\$0
Saint Louis, MO	\$1,992,725	Richmond, VA	\$0
Charlotte, NC	\$364,373	Seattle, WA	\$3,413,465
Las Vegas, NV	\$375,279	Spokane, WA	Did Not Apply
Reno, NV	Did Not Apply	Madison, WI	\$0
Albany, NY	\$173,120	Milwaukee, WI	\$232,780
Total Amounts	\$36,600,000		

FY08

TSGP Tier II Round I Funding Amount: \$16,866,113



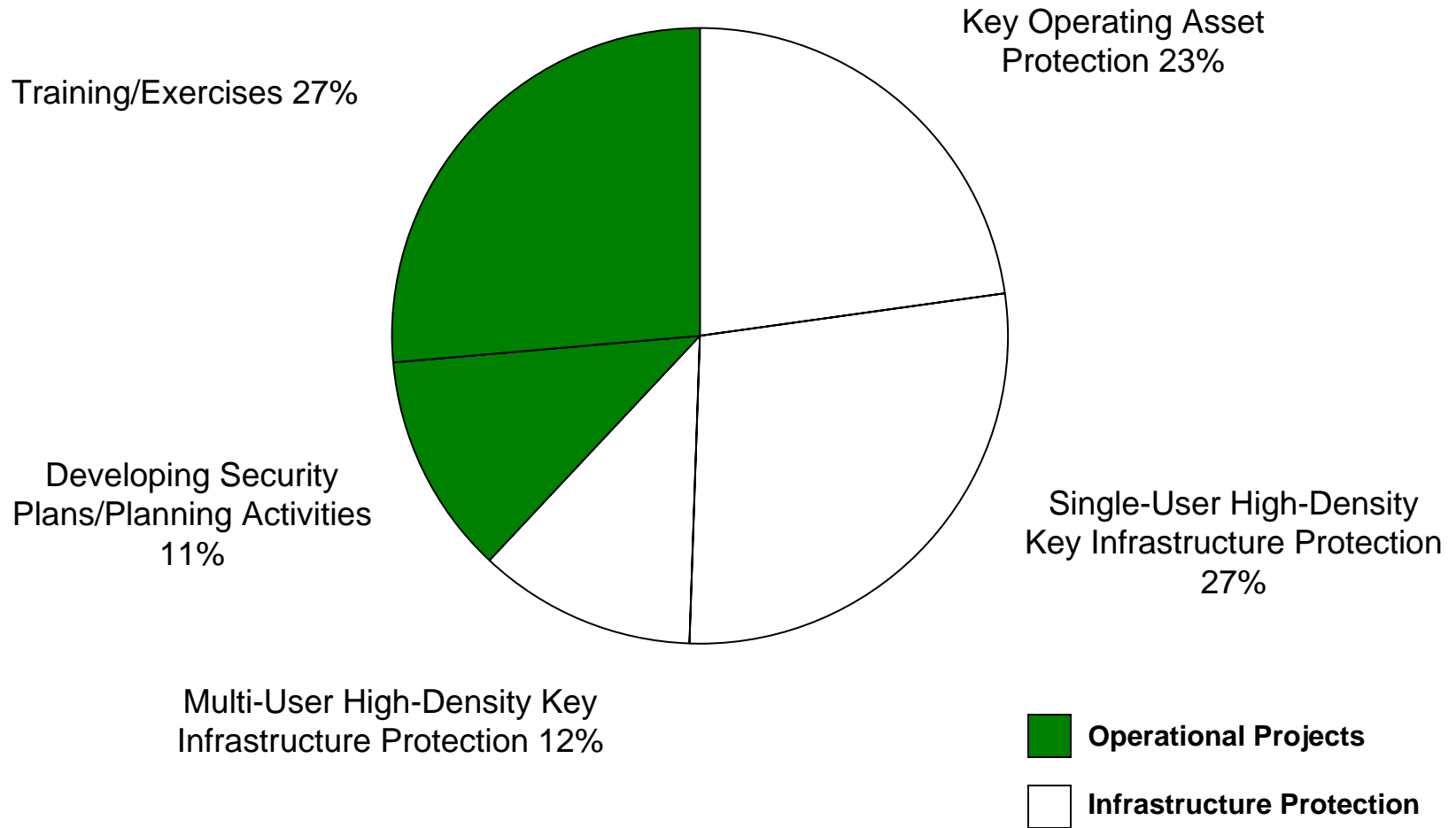
FY08 TSGP Tier II Round I Funding Amounts

Urban Area	FY08 Award	Urban Area	FY08 Award
Phoenix, AZ	\$197,000	Las Vegas, NV	\$0
Tucson, AZ	\$483,021	Charlotte, NC	\$1,224,537
Sacramento, CA	\$0	Cleveland, OH	\$83,075
San Diego, CA	\$2,254,625	Cincinnati, OH	\$326,500
Denver, CO	\$831,648	Portland, OR	\$1,012,291
Jacksonville, FL	\$515,655	Pittsburgh, PA	\$542,612
Miami/ Fort Lauderdale, FL	\$1,023,554	Providence, RI	\$829,292
Orlando, FL	\$1,313,284	Memphis, TN	DNA*
Tampa, FL	\$0	Dallas/Fort Worth/Arlington, TX	\$51,250
Honolulu, HI	\$843,280	Houston, TX	DNA
New Orleans, LA	\$230,481	San Antonio, TX	\$50,000
Detroit, MI	\$124,200	Norfolk, VA	\$127,149
Twin Cities, MN	\$498,213	Seattle, WA	\$700,000
Saint Louis, MO	\$0	Milwaukee, WI	\$731,087
Buffalo, NY	\$2,873,359	Total Amounts	\$16,866,113

*DNA: Did Not Apply

FY08

TSGP Tier II Recomplete Funding Amount: \$6,000,000



FY08 TSGP Tier II Re compete Funding Amounts

Urban Area	FY08 Award	Urban Area	FY08 Award
Phoenix, AZ	DNA*	Las Vegas, NV	DNA*
Tucson, AZ	\$91,145	Charlotte, NC	DNA*
Sacramento, CA	\$467,300	Cleveland, OH	\$423,227
San Diego, CA	\$93,713	Cincinnati, OH	\$0
Denver, CO	DNA*	Portland, OR	DNA*
Jacksonville, FL	\$251,964	Pittsburgh, PA	\$128,250
Miami/ Fort Lauderdale, FL	\$498,087	Providence, RI	DNA*
Orlando, FL	\$747,280	Memphis, TN	DNA*
Tampa, FL	\$148,382	Dallas/Fort Worth/Arlington, TX	DNA*
Honolulu, HI	\$0	Houston, TX	\$1,871,155
New Orleans, LA	\$0	San Antonio, TX	DNA*
Detroit, MI	DNA*	Norfolk, VA	DNA*
Twin Cities, MN	\$0	Seattle, WA	\$272,600
Saint Louis, MO	\$191,166	Milwaukee, WI	\$124,234
Buffalo, NY	\$691,497	Total Amounts	\$6,000,000

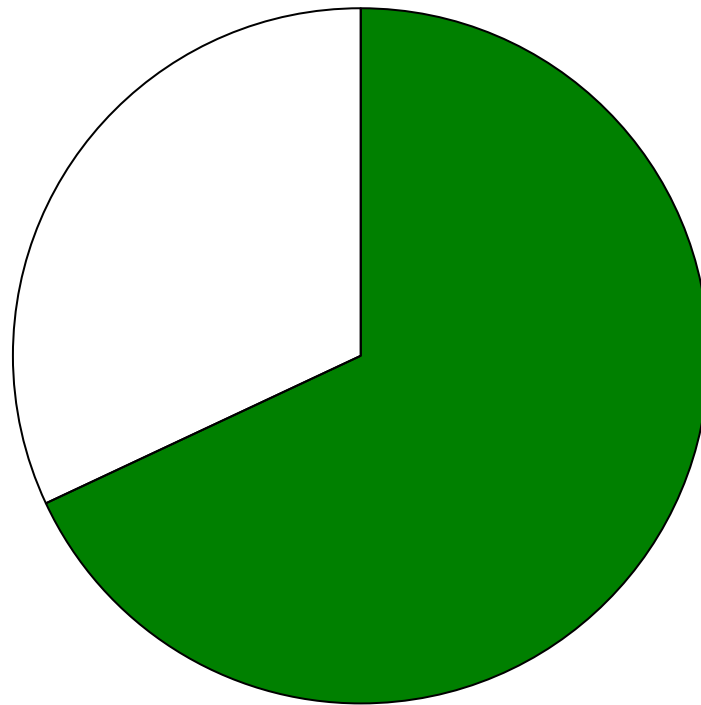
*DNA: Did Not Apply

FY07

Base

Tier II Funding Amount: \$14,200,000

Protection of other high-risk/high-consequence assets and systems that have been identified through system-wide risk assessments 32%

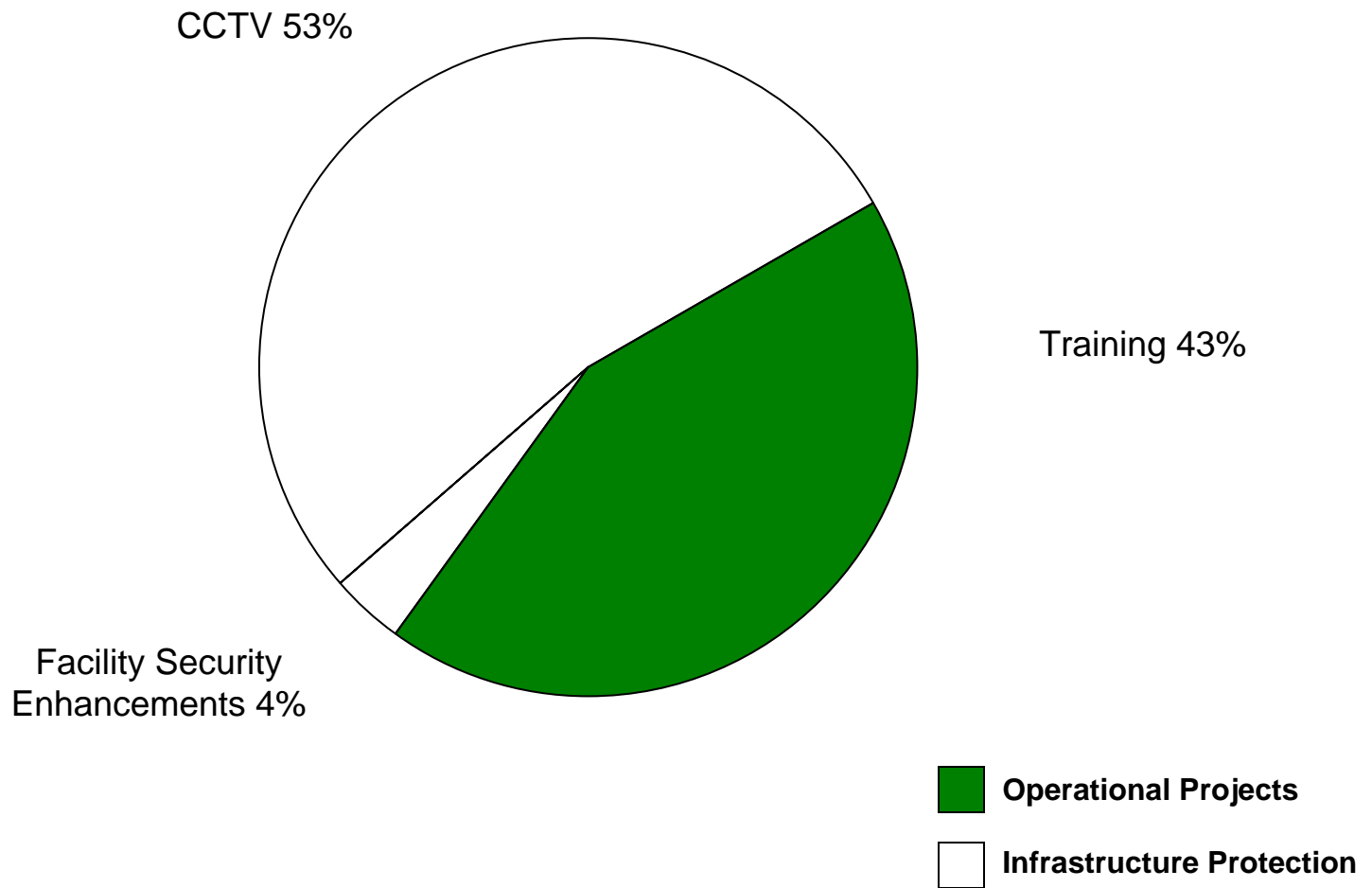


Training 68%

 **Operational Projects**

 **Infrastructure Protection**

FY07
Supplemental
Tier II Funding Amount: \$8,700,000



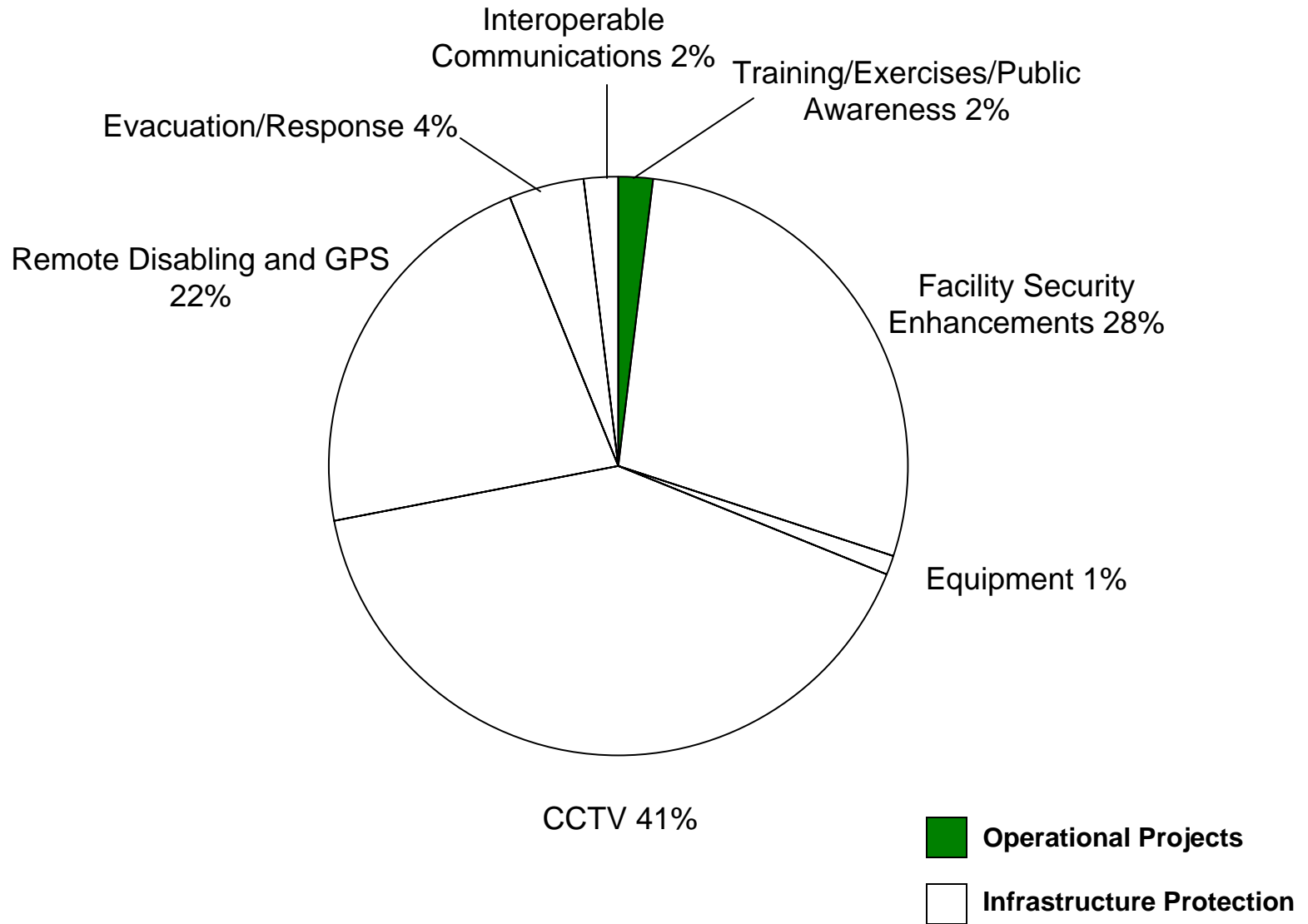
FY07 TSGP Tier II Funding Amounts

Urban Area	FY07* Award	Urban Area	FY07* Award
Phoenix, AZ	\$246,800	Las Vegas, NV	\$483,236
Tucson, AZ	DNA**	Charlotte, NC	\$1,586,539
Sacramento, CA	\$739,639	Cleveland, OH	\$733,914
San Diego, CA	\$1,255,071	Cincinnati, OH	\$383,261
Denver, CO	\$0	Portland, OR	\$560,000
Jacksonville, FL	\$498,813	Pittsburgh, PA	\$928,520
Miami/ Fort Lauderdale, FL	\$3,515,260	Providence, RI	\$1,219,833
Orlando, FL	\$959,290	Memphis, TN	\$50,176
Tampa, FL	\$380,298	Dallas/Fort Worth/Arlington, TX	\$1,570,235
Honolulu, HI	\$604,954	Houston, TX	\$1,501,349
New Orleans, LA	\$293,000	San Antonio, TX	\$597,162
Detroit, MI	\$1,033,516	Norfolk, VA	\$1,007,679
Twin Cities, MN	\$41,229	Seattle, WA	\$872,419
Saint Louis, MO	\$781,586	Milwaukee, WI	\$297,341
Buffalo, NY	\$758,880	Total Amounts	\$22,900,000

*Includes Both FY07 Base and Supplemental **DNA: Did Not Apply

FY06

Tier II Funding Amount: \$12,998,093



FY06 TSGP Tier II Funding Amounts

Urban Area	FY06 Award	Urban Area	FY06 Award
Phoenix, AZ	\$300,000	Las Vegas, NV	\$100,000
Tucson, AZ	NE**	Charlotte, NC	NE**
Sacramento, CA	\$476,897	Cleveland, OH	\$893,600
San Diego, CA	\$1,245,500	Cincinnati, OH	\$491,500
Denver, CO	\$1,150,000	Portland, OR	\$950,000
Jacksonville, FL	\$0	Pittsburgh, PA	\$898,530
Miami/ Fort Lauderdale, FL	\$1,776,140	Providence, RI	NE**
Orlando, FL	NE**	Memphis, TN	DNA*
Tampa, FL	NE**	Dallas/Fort Worth/Arlington, TX	DNA*
Honolulu, HI	\$158,000	Houston, TX	\$500,000
New Orleans, LA	\$50,250	San Antonio, TX	DNA*
Detroit, MI	\$356,426	Norfolk, VA	NE**
Twin Cities, MN	\$875,829	Seattle, WA	\$931,196
Saint Louis, MO	\$515,000	Milwaukee, WI	DNA*
Buffalo, NY	\$174,305	Total Amounts	\$12,998,093

*DNA: Did Not Apply **NE: Project Submissions Did Not Meet Minimum Eligibility Requirements