


Annual GHG Inventory Summary and Goal Tracking Form

For the most current version of the Annual GHG Inventory Summary and Goal Tracking Form see the Climate Leaders website at: <http://www.epa.gov/climateleaders>.



CLIMATE LEADERS
U.S. Environmental Protection Agency

ANNUAL GHG INVENTORY SUMMARY AND GOAL TRACKING FORM


Required:

Optional:

Calculated:

	Base Year	Year 2	Year 3	Year 4	Year 5	Year 6	Year 7	Year 8	Year 9	Year 10	Year 11
Corporate Inventory - U.S.											
<i>EMISSIONS - Annual CO₂e (metric tons)</i>											
<i>Direct Emissions</i>											
Stationary Combustion Sources											
Mobile Combustion Sources											
Refrigeration / AC Equip. Use											
Process / Fugitive (specify source)											
Total Direct Emissions	0	0	0	0	0	0	0	0	0	0	0
<i>Indirect Emissions</i>											
Purchased and Used Electricity											
Purchased and Used Steam											
Purchased and Used Hot Water											
Purchased and Used Chilled Water											
Total Indirect Emissions	0	0	0	0	0	0	0	0	0	0	0
<i>Optional Emissions (specify source)</i>											
Total Optional Emissions	0	0	0	0	0	0	0	0	0	0	0
Total U.S. Emissions	0	0	0	0	0	0	0	0	0	0	0
REQUIRED SUPPLEMENTAL INFORMATION											
Biomass CO ₂ Emissions - (metric tons/yr)											
Total Stationary - Biomass CO₂											
Total Mobile - Biomass CO₂											
OPTIONAL CFC/HFC SUPPLEMENTAL INFORMATION - (metric tons/yr)											
OPTIONAL ELECTRICITY/TEAM SALES INFORMATION - (Non-Utilities with Normalized Targets)											

ANNUAL GHG INVENTORY SUMMARY AND GOAL TRACKING FORM



CLIMATE LEADERS
U.S. Environmental Protection Agency

Required:

Partner Name: Reporting Year:

Optional:

Calculated:

	Base Year	Year 2	Year 3	Year 4	Year 5	Year 6	Year 7	Year 8	Year 9	Year 10	Year 11
Corporate Inventory - Non-U.S. [OPTIONAL]											
<i>EMISSIONS - Annual CO₂e, (metric tons)</i>											
<i>Direct Emissions</i>											
Stationary Combustion Sources											
Mobile Combustion Sources											
Refrigeration / AC Equip. Use											
Process / Fugitive (specify source):											
Total Direct Emissions	0	0	0	0	0	0	0	0	0	0	0
<i>Indirect Emissions</i>											
Purchased and Used Electricity											
Purchased and Used Steam											
Purchased and Used Hot Water											
Purchased and Used Chilled Water											
Total Indirect Emissions	0	0	0	0	0	0	0	0	0	0	0
<i>Optional Emissions (specify source):</i>											
Total Optional Emissions	0	0	0	0	0	0	0	0	0	0	0
Direct + Indirect + Optional Emissions	0	0	0	0	0	0	0	0	0	0	0
Total Non-U.S. Emissions	0	0	0	0	0	0	0	0	0	0	0
<i>REQUIRED SUPPLEMENTAL INFORMATION</i>											
Biomass CO₂ Emissions - (metric tons/yr)											
Total Stationary - Biomass CO₂											
Total Mobile - Biomass CO₂											
<i>OPTIONAL CFC/HFC SUPPLEMENTAL INFORMATION - (metric tons/yr)</i>											
<i>OPTIONAL ELECTRICITY/STEAM SALES INFORMATION (Non-Utilities with Normalized Targets)</i>											

ANNUAL GHG INVENTORY SUMMARY AND GOAL TRACKING FORM




Required: Optional: Calculated:

Partner Name:

Reporting Year:

Corporate Inventory - Total (U.S. + Non-U.S.)	Base Year	Year 2	Year 3	Year 4	Year 5	Year 6	Year 7	Year 8	Year 9	Year 10	Year 11
EMISSIONS - Annual CO₂e (metric tons)											
Direct Emissions											
Stationary Combustion Sources	--	--	--	--	--	--	--	--	--	--	--
Mobile Combustion Sources	--	--	--	--	--	--	--	--	--	--	--
Refrigeration / AC Equip. Use	--	--	--	--	--	--	--	--	--	--	--
Process / Fugitive (specify source):	--	--	--	--	--	--	--	--	--	--	--
	--	--	--	--	--	--	--	--	--	--	--
	--	--	--	--	--	--	--	--	--	--	--
Total Direct Emissions	0	0	0	0	0	0	0	0	0	0	0
Indirect Emissions											
Purchased and Used Electricity	--	--	--	--	--	--	--	--	--	--	--
Purchased and Used Steam	--	--	--	--	--	--	--	--	--	--	--
Purchased and Used Hot Water	--	--	--	--	--	--	--	--	--	--	--
Purchased and Used Chilled Water	--	--	--	--	--	--	--	--	--	--	--
Total Indirect Emissions	0	0	0	0	0	0	0	0	0	0	0
Optional Emissions (specify source):											
	--	--	--	--	--	--	--	--	--	--	--
	--	--	--	--	--	--	--	--	--	--	--
	--	--	--	--	--	--	--	--	--	--	--
Total Optional Emissions	0	0	0	0	0	0	0	0	0	0	0
Total Emissions	0	0	0	0	0	0	0	0	0	0	0
Direct + Indirect + Optional Emissions	0	0	0	0	0	0	0	0	0	0	0
REQUIRED SUPPLEMENTAL INFORMATION											
Biomass CO ₂ Emissions - (metric tons/yr.)											
Total Stationary - Biomass CO₂	--	--	--	--	--	--	--	--	--	--	--
Total Mobile - Biomass CO₂	--	--	--	--	--	--	--	--	--	--	--
OPTIONAL GFCGFC SUPPLEMENTAL INFORMATION - (metric tons/yr.)											
OPTIONAL ELECTRICITY/STEAM SALES INFORMATION (Non-Utilities with Normalized Targets)											

ANNUAL GHG INVENTORY SUMMARY AND GOAL TRACKING FORM



Required: Optional: Calculated:

Partner Name:

Reporting Year:

	Base Year	Year 2	Year 3	Year 4	Year 5	Year 6	Year 7	Year 8	Year 9	Year 10	Year 11
External Offset Projects											
REDUCTIONS FROM OFFSETS - Annual CO ₂ e (metric tons)											
<div style="font-size: x-small;"> <p>Partner Base Year: <input type="text"/></p> <p>Partner Goal Year: <input type="text"/></p> <p>Goal Emissions Tracking "Absolute" or "Normalized": <input type="text"/></p> <p>Goal Year Emissions Target: <input type="text"/></p> <p style="font-size: x-x-small;">(expressed as a percent decrease from base year)</p> <p>Specify Normalization Factor (NF) Units: <input type="text"/></p> <p style="font-size: x-x-small;">(only if tracking normalized emissions for goal)</p> </div>											
Corporate Goal Tracking											
Year											

Date Form Completed:

Number of times base year has been adjusted since the first inventory submittal:

Identify and describe changes made to the baseline data since the previous year's inventory (e.g. acquisitions, divestitures):

Identify any changes in methodologies or sources that are different than the previous year's inventory:

Describe any major differences from the previous year's inventory: