


Using California Registry Software for Climate Leaders Reporting

Climate Leaders
Partner Meeting
May 5, 2005




California Climate Action Registry




- Established as a business initiative
- Nonprofit organization created by state legislation
 - Board represents business, government, NGOs
 - State stands behind data
 - Designed for “regulatory quality” data
 - Voluntary
- Annual entity-wide (CA or US) emissions inventory

Baseline Protection




The State “commits to use its best efforts to ensure that organizations that establish greenhouse gas emissions baselines and register emissions results... receive appropriate consideration under any future international, federal, or state regulatory scheme.”

Three Step Process




- **Inventory** according to the Registry protocols
 - CO₂ first 3 years, then all 6 Kyoto gases
 - Direct stationary, mobile, process and fugitive emissions
 - Indirect emissions from electricity and steam
 - Does not include emissions from product use
- **Certify** emissions inventory results using Registry-approved certifiers
- **Report** aggregated data publicly

Registry Tools



- **General Reporting Protocol**
 - An operational handbook based on WRI/WBCSD guidelines
- **Certification Protocol**
 - Goal: Low cost, transparent certification that can hold value over time
- **CARROT:** Climate Action Registry Reporting Online Tool




What are the benefits to Climate Leaders Partners?



- State of California offers recognition for early action
 - Mitigate potential regulatory risk
 - Participate in trading
- Access to the CARROT software
- Build your environmental reputation in California
- Protection from shareholder resolutions
- Use the “Climate Action Leader” logo



Selected Registry Members



Energy

Calpine Corporation
BP
Pacific Gas and Electric
L.A. Dept. of Water & Power
Sempra Energy Utilities
Southern California Edison
PacifiCorp

Services

SAIC
First Environment

Healthcare

Guidant
Catholic Healthcare West

Mining

Rio Tinto Borax

Manufacturing

Eastman Kodak
Anderson Lithograph
Bentley Prince Street
Clif Bar

Telecommunications


SBC
QUALCOMM

Government

California Public Utilities Commission
City of Los Angeles
South Coast AQMD

Non-Profit Organizations

Natural Resources Defense Council
Union of Concerned Scientists



CARROT Demonstration



Welcome to the Climate Action Registry Reporting Online Tool (CARROT) Training Site

Public users please click [here](#) to access the public emissions reports. The application works best with Microsoft Internet Explorer 6.0 or later, and may not work well with other web browsers.

If you are a registry participant, please log on using your user ID and password (passwords are case sensitive):

User ID:
Password:

This site is for training and orientation purpose only. It provides access to a version of the CARROT used by members of the California Climate Action Registry to calculate and/or report their GHG emissions to the Registry. However, none of the information entered into this version of the database will be reported to the Registry or available for certification.

Temporary access to this site can be requested from the California Climate Action Registry.

1-877-CO2-CCAR
help@climateregistry.org



[Help](#) . [Contact Us](#) . [Log Out](#)

User ID: ABCadmin

Main

Entity Information

User Management

Facilities

Emission Data

Optional Reporting

Reports

Summary

Year:

Entity Status: Initiated

Scope: CA and US

Level: Facility

Revision Number: 001

[Delete current reporting year](#)

[Create a new reporting year](#)

[Create a new reporting year using the current reporting year as template](#)

ABC Manufacturing

Entity Emissions Summary (CO2 Equivalent)

	Stationary	Mobile	Process	Fugitive	Indirect	Total	Unit
California	115,570	88		295	395	116,348	metric ton
US (Excluding CA)	40,000					40,000	metric ton
International (Excluding US)	7,242				100,000	107,242	metric ton
Total	162,812	88		295	100,395	263,590	metric ton

Facility Status Summary

Facility Status	Number of Facilities	
Total	6	<input type="button" value="Check"/>
Pending	6	<input type="button" value="Check"/>

[Create your annual emissions report](#)

[Submit your annual emissions report for certification](#) ?

[Revise annual emissions report](#) ?

[Create certification check list](#) ?

Main

- Entity Information
 - Entity Information
 - Entity Info (Continued)
- User Management
- Facilities
- Emissions Data
 - Entity Emissions Summary
 - Facility Emissions Summary
 - Facility Emissions Detail
- Optional Reporting
 - Emission Performance
 - Emission Documents
- Reports

Tips:

Click the image ? besides the items to get more information on the corresponding operation.



Main

Entity Information

User Management

Facilities

Emission Data

Optional Reporting

Reports

Summary

Year: 2004
 Entity Status: Initiated
 Scope: CA and US
 Level: Facility
 Revision Number: 001

ABC Manufacturing

Name and address of the participating entity

Entity Name: Identifier: 1001045
Address: PO Box:
City: **State/Province:**
Country: **ZIP/Postal Code:**

Industry Sector:

NAIC Code:

SIC Code:

Contact Person Information

Contact Name: **Title:**
Phone: **Fax:**
Email:

Baseline Year (Direct Emissions):

Baseline Year (Indirect Emissions):

Entity description:

Entity website:

- [Main](#)
- **Entity Information**
 - [Entity Information](#)
 - [Entity Info \(Continued\)](#)
- [User Management](#)
- [Facilities](#)
- [Emissions Data](#)
 - [Entity Emissions Summary](#)
 - [Facility Emissions Summary](#)
 - [Facility Emissions Detail](#)
- [Optional Reporting](#)
 - [Emission Performance](#)
 - [Emission Documents](#)
- [Reports](#)

Tips:

Fields with red name are required fields.

Fields with before the field names are private fields and are not displayed in the public reports.

Click the 'Save' button to save the entity information, or the 'Reset' button to cancel the changes.



Main

Entity Information

User Management

Facilities

Emission Data

Optional Reporting

Reports

Summary

Year: 2004
 Entity Status: Initiated
 Scope: CA and US
 Level: Facility
 Revision Number: 001

ABC Manufacturing

Filters: User Type: Name:

- All
- Certifier
- User**
- Reviewer
- Administrator

1

User Name	Phone	E-Mail
ABC Administrator ✕	909-555-1234	admin@abc.com
ABC Certifier ✕	909-555-1111	certifier@certifier.com
Gopher Brown ✕	909-111-1111	gopher@abc.com
Skunk Perkins ✕	213-891-6922	skunk@consultant.com
Snake Smithers ✕	702-555-1212	snake@abc.com
Spider Jones ✕	213-202-4444	spider@abc.com

Add New User

Back

Next

Tips:

Click the User Name hyperlinks to edit individual user information.

Click the image (✕) beside each user's name to delete the user.

Click the 'Help' hyperlink on the menu bar to bring up the user manual.

- [Main](#)
- [Entity Information](#)
 - [Entity Information](#)
 - [Entity Info \(Continued\)](#)
- **User Management**
- [Facilities](#)
- [Emissions Data](#)
 - [Entity Emissions Summary](#)
 - [Facility Emissions Summary](#)
 - [Facility Emissions Detail](#)
- [Optional Reporting](#)
 - [Emission Performance](#)
 - [Emission Documents](#)
- [Reports](#)



Climate Action Registry Reporting Online Tool



[Help](#) . [Contact Us](#) . [Log Out](#)

User ID: ABCadmin

- Main
- Entity Information
- User Management
- Facilities
- Emission Data
- Optional Reporting
- Reports

Summary

Year: 2004
 Entity Status: Initiated
 Scope: CA and US
 Level: Facility
 Revision Number: 001

- [Main](#)
- [Entity Information](#)
 [Entity Information](#)
 [Entity Info \(Continued\)](#)
- [User Management](#)
- ▶ **Facilities**
- [Emissions Data](#)
 [Entity Emissions Summary](#)
 [Facility Emissions Summary](#)
 [Facility Emissions Detail](#)
- [Optional Reporting](#)
 [Emission Performance](#)
 [Emission Documents](#)
- [Reports](#)

ABC Manufacturing

Filters: Status: Responsible User: Location:

1

Facility Name	Status	Status Date	Responsible User
Calgary Porcelain China Factory	Pending	4/18/2005	Snake Smithers
Cleveland Bowling Ball Factory	Pending	4/29/2005	ABC Administrator, Gopher Brown
East Riverside Gaming Equipment Plant	Pending	4/29/2005	ABC Administrator, Snake Smithers
Headquarters	Pending	2/17/2005	ABC Administrator, Gopher Brown
River Valley	Pending	3/7/2005	Snake Smithers

[Add Existing Facility](#) [Add New Facility](#)

[Submit emissions data for all facilities](#)

[Back](#)

[Next](#)

Tips:
 Click the image besides the facility name to edit the facility information.
 Click the image besides the



Climate Action Registry Reporting Online Tool



[Help](#) . [Contact Us](#) . [Log Out](#)
User ID: ABCadmin

- Main
- Entity Information
- User Management
- Facilities
- Emission Data
- Optional Reporting
- Reports











Summary

Year: 2004
 Entity Status: Initiated
 Scope: CA and US
 Level: Facility
 Revision Number: 001

- [Main](#)
- [Entity Information](#)
 [Entity Information](#)
 [Entity Info \(Continued\)](#)
- [User Management](#)
- ▶ **Facilities**
- [Emissions Data](#)
 [Entity Emissions Summary](#)
 [Facility Emissions Summary](#)
 [Facility Emissions Detail](#)
- [Optional Reporting](#)
 [Emission Performance](#)
 [Emission Documents](#)
- [Reports](#)

ABC Manufacturing

Filters: Status: Responsible User: Location:
 All
 Pending
 Submitted

Facility Name	Status	Status Date	Responsible User
Calgary Porcelain China Factory  	Pending	4/18/2005	Snake Smithers
Cleveland Bowling Ball Factory  	Pending	4/29/2005	ABC Administrator, Gopher Brown
East Riverside Gaming Equipment Plant  	Pending	4/29/2005	ABC Administrator, Snake Smithers
Headquarters  	Pending	2/17/2005	ABC Administrator, Gopher Brown
River Valley  	Pending	3/7/2005	Snake Smithers

[Add Existing Facility](#) [Add New Facility](#)

[Submit emissions data for all facilities](#) 

[Back](#) [Next](#)

Tips:
 Click the image  besides the facility name to edit the facility information.
 Click the image  besides the

Summary

Year: 2004
Entity Status: Initiated
Scope: CA and US
Level: Facility
Revision Number: 001

- [Main](#)
- [Entity Information](#)
 - [Entity Information](#)
 - [Entity Info \(Continued\)](#)
- [User Management](#)
- ▶ **Facilities**
 - [Emissions Data](#)
 - [Entity Emissions Summary](#)
 - [Facility Emissions Summary](#)
 - [Facility Emissions Detail](#)
 - [Optional Reporting](#)
 - [Emission Performance](#)
 - [Emission Documents](#)
 - [Reports](#)

- Tips:**
- Fields with red name are required fields.
 - Fields with a lock icon before the field names are private fields and are not displayed in the public reports.
 - Click the Save button to save the facility information, or the Cancel button to cancel the changes.
 - Click the image with a question mark besides the items to get more information about the

ABC Manufacturing

Name and address of the participating Facility

Facility Name:	<input type="text"/>	Identifier:	<input type="text"/>
Address:	<input type="text"/>	PO Box:	<input type="text"/>
City:	<input type="text"/>	State/Province:	<input type="text"/>
Country:	<input type="text" value="United States"/>	ZIP/Postal Code:	<input type="text"/>

Industry Sector:	<input type="text"/>
NAIC Code:	<input type="text"/>
SIC Code:	<input type="text"/>

Responsible Users:

<input type="text"/>

Edit

Populate Contact

Click the button above to add the selected user's information to the contact fields below

Contact Person Information

Contact Name:	<input type="text"/>	Title:	<input type="text"/>
Phone:	<input type="text"/>	Fax:	<input type="text"/>
Email:	<input type="text"/>		

Equity Share (%):

Facility emissions efficiency metric:

Please describe the primary emission factors and methodologies used in the calculation and tracking of GHG emissions.

<input type="text"/>



Climate Action Registry Reporting Online Tool



[Help](#) . [Contact Us](#) . [Log Out](#)

User ID: ABCadmin

- Main
- Entity Information
- User Management
- Facilities**
- Emission Data
- Optional Reporting
- Reports

Summary

Year: 2004
 Entity Status: Initiated
 Scope: CA and US
 Level: Facility
 Revision Number: 001

ABC Manufacturing

Facility to Add:

Responsible Users:

Add

Equity Share (%):

Add

Cancel

- [Main](#)
- [Entity Information](#)
 - [Entity Information](#)
 - [Entity Info \(Continued\)](#)
- [User Management](#)
- **Facilities**
- [Emissions Data](#)
 - [Entity Emissions Summary](#)
 - [Facility Emissions Summary](#)
 - [Facility Emissions Detail](#)
- [Optional Reporting](#)
 - [Emission Performance](#)
 - [Emission Documents](#)
- [Reports](#)

Tips:

Click the 'Add' button to add the selected facility to the current reporting year, or click the cancel button to return to the facility summary



Climate Action Registry Reporting Online Tool



[Help](#) . [Contact Us](#) . [Log Out](#)

User ID: ABCadmin

- Main
- Entity Information
- User Management
- Facilities**
- Emission Data
- Optional Reporting
- Reports

Summary

Year: 2004
 Entity Status: Initiated
 Scope: CA and US
 Level: Facility
 Revision Number: 001

ABC Manufacturing

Facility to Add:

Responsible Users:

- Bakersfield Assembly Plant
- New Hampshire Power Plant
- South Riverside
- West Riverside

Add

Equity Share (%): ?

Add

Cancel

- [Main](#)
- [Entity Information](#)
 - Entity Information
 - Entity Info (Continued)
- [User Management](#)
- ▶ **Facilities**
- [Emissions Data](#)
 - Entity Emissions Summary
 - Facility Emissions Summary
 - Facility Emissions Detail
- [Optional Reporting](#)
 - Emission Performance
 - Emission Documents
- [Reports](#)

Tips:

Click the 'Add' button to add the selected facility to the current reporting year, or click the cancel button to return to the facility summary page.



Climate Action Registry Reporting Online Tool



[Help](#) . [Contact Us](#) . [Log Out](#)

User ID: ABCadmin

- Main
- Entity Information
- User Management
- Facilities
- Emission Data**
- Optional Reporting
- Reports

Summary

Year: 2004
 Entity Status: Initiated
 Scope: CA and US
 Level: Facility
 Facility Status: Pending
 Revision Number: 001

ABC Manufacturing

Filter: Facility Name:

There is no emissions data for the facility for the current reporting year.

- [Create facility emissions report](#)
- [Submit facility emissions data](#) ?
- [Create certification check list](#) ?

Add Emission Data

Back

Next

- [Main](#)
- [Entity Information](#)
 - [Entity Information](#)
 - [Entity Info \(Continued\)](#)
- [User Management](#)
- [Facilities](#)
- ▶ **Emissions Data**
 - [Entity Emissions Summary](#)
 - ▶ **Facility Emissions Summary**
 - [Facility Emissions Detail](#)
- [Optional Reporting](#)
 - [Emission Performance](#)
 - [Emission Documents](#)
- [Reports](#)

Tips:
 Click the image ? besides the items to get more information on the corresponding operation



Climate Action Registry Reporting Online Tool



[Help](#) . [Contact Us](#) . [Log Out](#)
User ID: ABCadmin

- Main
- Entity Information
- User Management
- Facilities
- Emission Data
- Optional Reporting
- Reports

Summary

Year: 2004
Entity Status: Initiated
Scope: CA and US
Level: Facility
Facility Status: Pending
Revision Number: 001

ABC Manufacturing

Facility Name: Bakersfield Assembly Plant
Country: United States
Equity Share: 100%
State/Province: California
Identifier:

Emission Category:
GH Gas:

Emission Source:

Calculation Method: Built-In Calculation Tool Pre-Calculated

Emission Amount: **Unit:**

Is De Minimis

Explain the methodologies, emission factors and their sources used for the pre-calculated emissions data:

General Information:

- [Main](#)
- [Entity Information](#)
 - [Entity Information](#)
 - [Entity Info \(Continued\)](#)
- [User Management](#)
- [Facilities](#)
- **Emissions Data**
 - [Entity Emissions Summary](#)
 - [Facility Emissions Summary](#)
 - [Facility Emissions Detail](#)
- [Optional Reporting](#)
 - [Emission Performance](#)
 - [Emission Documents](#)
- [Reports](#)

Tips:
Fields with red name are required fields.
Click the Save button to save



Climate Action Registry Reporting Online Tool



[Help](#) . [Contact Us](#) . [Log Out](#)

User ID: ABCadmin

- Main
- Entity Information
- User Management
- Facilities
- Emission Data
- Optional Reporting
- Reports

Summary

Year: 2004
Entity Status: Initiated
Scope: CA and US
Level: Facility
Facility Status: Pending
Revision Number: 001

- [Main](#)
- [Entity Information](#)
 - [Entity Information](#)
 - [Entity Info \(Continued\)](#)
- [User Management](#)
- [Facilities](#)
- **Emissions Data**
 - [Entity Emissions Summary](#)
 - [Facility Emissions Summary](#)
 - [Facility Emissions Detail](#)
- [Optional Reporting](#)
 - [Emission Performance](#)
 - [Emission Documents](#)
- [Reports](#)

ABC Manufacturing

Facility Name: Bakersfield Assembly Plant
Country: United States
Equity Share: 100%
State/Province: California
Identifier:

Emission Category:
Emission Source:
Calculation Method: Pre-Calculated
Emission Amount:
GH Gas:
Unit:

Is De Minimis

Explain the methodologies, emission factors and their sources used for the pre-calculated emissions data:

General Information:

Tips:
Fields with red name are required fields.
Click the Save button to save



Climate Action Registry Reporting Online Tool



[Help](#) . [Contact Us](#) . [Log Out](#)
User ID: ABCadmin

- Main
- Entity Information
- User Management
- Facilities
- Emission Data
- Optional Reporting
- Reports

Summary

Year: 2004
Entity Status: Initiated
Scope: CA and US
Level: Facility
Facility Status: Pending
Revision Number: 001

- [Main](#)
- [Entity Information](#)
 - [Entity Information](#)
 - [Entity Info \(Continued\)](#)
- [User Management](#)
- [Facilities](#)
- **Emissions Data**
 - [Entity Emissions Summary](#)
 - [Facility Emissions Summary](#)
 - [Facility Emissions Detail](#)
- [Optional Reporting](#)
 - [Emission Performance](#)
 - [Emission Documents](#)
- [Reports](#)

ABC Manufacturing

Facility Name: Bakersfield Assembly Plant **State/Province:** California
Country: United States
Equity Share: 100%

Emission Category: Stationary Combustion **GH Gas:**

- CO2
- CH4
- N2O
- HFC-125
- HFC-134a
- HFC-143a
- HFC-152a
- HFC-227ea
- HFC-23
- HFC-236fa

Emission Source:

Calculation Method: Built-In Calculation Tool Pre-Calculated

Emission Amount: **Unit:**

Is De Minimis

Explain the methodologies, emission factors and their sources used for the pre-calculated emissions data:

General Information:

Tips:
Fields with red name are required fields.
Click the Save button to save



Climate Action Registry Reporting Online Tool



[Help](#) . [Contact Us](#) . [Log Out](#)
User ID: ABCadmin

- Main
- Entity Information
- User Management
- Facilities
- Emission Data
- Optional Reporting
- Reports

Summary

Year: 2004
Entity Status: Initiated
Scope: CA and US
Level: Facility
Facility Status: Pending
Revision Number: 001

- [Main](#)
- [Entity Information](#)
 - [Entity Information](#)
 - [Entity Info \(Continued\)](#)
- [User Management](#)
- [Facilities](#)
- **Emissions Data**
 - [Entity Emissions Summary](#)
 - [Facility Emissions Summary](#)
 - [Facility Emissions Detail](#)
- [Optional Reporting](#)
 - [Emission Performance](#)
 - [Emission Documents](#)
- [Reports](#)

ABC Manufacturing

Facility Name: Bakersfield Assembly Plant **State/Province:** California
Country: United States **Identifier:**
Equity Share: 100%

Emission Category: Stationary Combustion **GH Gas:** CO2

Emission Source: Central Boiler

Calculation Method: Built-In Calculation Tool Pre-Calculated

Emission Amount: **Unit:** metric ton

Is De Minimis

Explain the methodologies, emission factors and their sources used for the pre-calculated emissions data:

General Information:

Tips:
Fields with red name are required fields.
Click the Save button to save



CARROT Calculation Tool

Emission Category: Stationary Combustion

GH Gas: CO2

Step 1: Enter Annual Fuel Consumption

Fuel Consumption Amount:

Unit:

- gallon
- kg
- MMBtu**
- therm
- gasoline gallo

Clos

CARROT Calculation Tool

Emission Category: Stationary Combustion

GH Gas: CO2

Step 2: Select Emission Factor Source

- Use the emission factor and fraction of carbon oxidized recommended in the California General Reporting Protocol
- Use the emission factor and fraction of carbon oxidized from other sources

Back

Close

Next

CARROT Calculation Tool

Emission Category: Stationary Combustion **GH Gas:** CO2

Step 3: Select Fuel Type

Fuel Type:

- Aviation Gasoline
- Commercial Coal
- Crude Oil
- Diesel
- Industrial Coking Coal
- Industrial Other Coal
- Jet Fuel, Kerosene
- Jet Fuel, Naphtha
- Kerosene
- Liquefied Petroleum Gas (LPG)
- Motor Gasoline (Non CA)
- Natural Gas**

xt

CARROT Calculation Tool

Emission Category: Stationary Combustion **GH Gas:** CO2

Step 4: Emission Factor from CARROT database

Emission Factor: 52.785 Unit: kg/MMBtu

[Back](#) [Close](#) [Next](#)

CARROT Calculation Tool**Emission Category:** Stationary Combustion**GH Gas:** CO2**Step 5: Calculated Emission Amount**

Emission Amount: 52785

Unit: metric ton

To use the calculated emission amount, click the OK button. To discard the results, click the Close button.

Back

OK

Close



Climate Action Registry Reporting Online Tool

[Help](#) . [Contact Us](#) . [Log Out](#)

User ID: ABCAdmin

Main

Entity Information

User Management

Facilities

Emission Data

Optional Reporting

Reports

Summary

Year: 2004
 Entity Status: Initiated
 Scope: CA and US
 Level: Facility
 Facility Status: Pending
 Revision Number: 001

ABC Manufacturing

Facility Name: Bakersfield Assembly Plant **State/Province:** California
Country: United States **Identifier:**
Equity Share: 100%

Emission Category: **GH Gas:**

Emission Source:

Calculation Method: [Built-In Calculation Tool](#) Pre-Calculated

Emission Amount: **Unit:**

Is De Minimis

Explain the methodologies, emission factors and their sources used for the pre-calculated emissions data:

General Information:

- [Main](#)
- [Entity Information](#)
 - [Entity Information](#)
 - [Entity Info \(Continued\)](#)
- [User Management](#)
- [Facilities](#)
- **Emissions Data**
 - [Entity Emissions Summary](#)
 - [Facility Emissions Summary](#)
 - [Facility Emissions Detail](#)
- [Optional Reporting](#)
 - [Emission Performance](#)
 - [Emission Documents](#)
- [Reports](#)

Tips:

Fields with red name are required fields.

Click the Save button to save



Climate Action Registry Reporting Online Tool



[Help](#) . [Contact Us](#) . [Log Out](#)

User ID: ABCadmin

Main

Entity Information

User Management

Facilities

Emission Data

Optional Reporting

Reports

Summary

Year: 2004
 Revision Number: 001
 Entity Status: Initiated
 Scope: CA and US
 Level: Facility
 Facility Status: Pending

ABC Manufacturing

Filter: Facility Name:

Emission Category: GH Gas:

1

Category	Source	GH Gas	Amount	Unit
Stationary Combustion <input type="checkbox"/> <input checked="" type="checkbox"/>	Central Boiler	CO2	52,785	metric ton

Add Emission Data

Back

Next

- [Main](#)
- [Entity Information](#)
 - [Entity Information](#)
 - [Entity Info \(Continued\)](#)
- [User Management](#)
- [Facilities](#)
- ▶ [Emissions Data](#)
 - [Entity Emissions Summary](#)
 - [Facility Emissions Summary](#)
 - ▶ [Facility Emissions Detail](#)
- [Optional Reporting](#)
 - [Emission Performance](#)
 - [Emission Documents](#)
- [Reports](#)

Tips:

Click the image besides the emission category to edit/view the emissions data.



Climate Action Registry Reporting Online Tool



[Help](#) . [Contact Us](#) . [Log Out](#)

User ID: ABCAdmin

- Main
- Entity Information
- User Management
- Facilities
- Emission Data
- Optional Reporting
- Reports

Summary

Year: 2004
 Entity Status: Initiated
 Scope: CA and US
 Level: Facility
 Facility Status: Pending
 Revision Number: 001

- [Main](#)
- [Entity Information](#)
 - Entity Information
 - Entity Info (Continued)
- [User Management](#)
- [Facilities](#)
- **Emissions Data**
 - Entity Emissions Summary
 - Facility Emissions Summary
 - Facility Emissions Detail
- [Optional Reporting](#)
 - Emission Performance
 - Emission Documents
- [Reports](#)

Tips:

- Fields with red name are required fields.
- Click the Save button to save

ABC Manufacturing

Facility Name: Bakersfield Assembly Plant **State/Province:** California
Country: United States **Identifier:**
Equity Share: 100%

Emission Category: **GH Gas:** CO2

Emission Source: Stationary Combustion
 Mobile Combustion
 Process Emissions
 Fugitive Emissions
 Indirect Emissions

Calculation Method: Pre-Calculated

Emission Amount: **Unit:** metric ton

Is De Minimis

Explain the methodologies, emission factors and their sources used for the pre-calculated emissions data:

General Information:



Climate Action Registry Reporting Online Tool



[Help](#) . [Contact Us](#) . [Log Out](#)
User ID: ABCAdmin

- Main
- Entity Information
- User Management
- Facilities
- Emission Data
- Optional Reporting
- Reports

Summary

Year: 2004
 Entity Status: Initiated
 Scope: CA and US
 Level: Facility
 Facility Status: Pending
 Revision Number: 001

- [Main](#)
- [Entity Information](#)
 [Entity Information](#)
 [Entity Info \(Continued\)](#)
- [User Management](#)
- [Facilities](#)
- **Emissions Data**
 [Entity Emissions Summary](#)
 [Facility Emissions Summary](#)
 [Facility Emissions Detail](#)
- [Optional Reporting](#)
 [Emission Performance](#)
 [Emission Documents](#)
- [Reports](#)

Tips:
 Fields with red name are required fields.

Click the Save button to save

ABC Manufacturing

Facility Name: Bakersfield Assembly Plant **State/Province:** California
Country: United States **Identifier:**
Equity Share: 100%

Emission Category: Indirect Emissions **GH Gas:** CO2

Emission Sub Category:

- Emission Source:**
- Purchased Electricity *
 - Purchased Steam *
 - Purchased Heating and Cooling *
 - Off-site Waste Transport and Disposal
 - Employee Commuting and Business Travel
 - Production and Transport of Purchased Raw Materials
 - Product Use
 - Product Disposal
 - Outsourced Activities and Contracting
 - Energy Exports *

Explain the methodologies, emission factors and their sources used for the pre-calculated emissions data:

General Information:



Climate Action Registry Reporting Online Tool

[Help](#) . [Contact Us](#) . [Log Out](#)

User ID: ABCAdmin

Main

Entity
InformationUser
Management

Facilities

Emission
DataOptional
Reporting

Reports

Summary

Year: 2004
 Entity Status: Initiated
 Scope: CA and US
 Level: Facility
 Facility Status: Pending
 Revision Number: 001

- [Main](#)
- [Entity Information](#)
 - [Entity Information](#)
 - [Entity Info \(Continued\)](#)
- [User Management](#)
- [Facilities](#)
- **Emissions Data**
 - [Entity Emissions Summary](#)
 - [Facility Emissions Summary](#)
 - [Facility Emissions Detail](#)
- [Optional Reporting](#)
 - [Emission Performance](#)
 - [Emission Documents](#)
- [Reports](#)

ABC Manufacturing

Facility Name: Bakersfield Assembly Plant **State/Province:** California
Country: United States **Identifier:**
Equity Share: 100%

Emission Category: Indirect Emissions **GH Gas:** CO2

Emission Sub Category: Purchased Electricity *

* required sub category; entities must report emissions for each source indicated, if relevant to the entity.

Emission Source: Electric Meter #1

Calculation Method: [Built-In Calculation Tool](#) Pre-Calculated

Emission Amount: **Unit:** metric ton

Is De Minimis

Explain the methodologies, emission factors and their sources used for the pre-calculated emissions data:

General Information:

Tips:

Fields with red name are required fields.

Click the Save button to save

CARROT Calculation Tool

Emission Category: Purchased Electricity * **GH Gas:** CO2

Step 1: Enter Electricity Consumption

Electricity Consumption:

Unit:

Close

Next

CARROT Calculation Tool

Emission Category: Purchased Electricity * **GH Gas:** CO2

Step 2: Select Emission Factor Source

- Use the emission factor recommended in the California General Reporting Protocol
- Use the emission factor from other sources

[Back](#) [Close](#) [Next](#)

CARROT Calculation Tool

Emission Category: Purchased Electricity * **GH Gas:** CO2

Step 3: Select An eGRID Subregion Where The Electricity Is Purchased

Subregion:

- WECC California
- NPCC NYC/Westchester
- NPCC Update NY
- Off-Grid
- SERC Mississippi Valley
- SERC South
- SERC Tennessee Valley
- SERC Virginia/Carolina
- SPP North
- SPP South
- WECC California**
- WECC Great Basin



Close

Next

CARROT Calculation Tool

Emission Category: Purchased Electricity * **GH Gas:** CO2

Step 4: Emission Factor from CARROT database

Emission Factor: 804.54 Unit: lb/MWh

[Back](#) [Close](#) [Next](#)

CARROT Calculation Tool

Emission Category: Purchased Electricity * **GH Gas:** CO2

Step 5: Calculated Emission Amount

Emission Amount: 364.939344 Unit: metric ton

To use the calculated emission amount, click the OK button. To discard the results, click the Close button.

Back

OK

Close



Climate Action Registry Reporting Online Tool



[Help](#) . [Contact Us](#) . [Log Out](#)

User ID: ABCAdmin

- Main
- Entity Information
- User Management
- Facilities
- Emission Data
- Optional Reporting
- Reports

Summary

Year: 2004
 Entity Status: Initiated
 Scope: CA and US
 Level: Facility
 Facility Status: Pending
 Revision Number: 001

ABC Manufacturing

Facility Name: Bakersfield Assembly Plant **State/Province:** California
Country: United States **Identifier:**
Equity Share: 100%

Emission Category: Indirect Emissions **GH Gas:** CO2

Emission Sub Category: Purchased Electricity *
 * required sub category: entities must report emissions for each source indicated, if relevant to the entity.

Emission Source: Electric Meter #1

Calculation Method: Built-In Calculation Tool Pre-Calculated

Emission Amount: 364.939344 **Unit:** metric ton

Is De Minimis

Explain the methodologies, emission factors and their sources used for the pre-calculated emissions data:

General Information:

- [Main](#)
- [Entity Information](#)
 [Entity Information](#)
 [Entity Info \(Continued\)](#)
- [User Management](#)
- [Facilities](#)
- **Emissions Data**
 [Entity Emissions Summary](#)
 [Facility Emissions Summary](#)
 [Facility Emissions Detail](#)
- [Optional Reporting](#)
 [Emission Performance](#)
 [Emission Documents](#)
- [Reports](#)

Tips:

- Fields with red name are required fields.
- Click the Save button to save



Climate Action Registry Reporting Online Tool



[Help](#) . [Contact Us](#) . [Log Out](#)

User ID: ABCAdmin

- Main
- Entity Information
- User Management
- Facilities
- Emission Data**
- Optional Reporting
- Reports

Summary

Year: 2004
 Revision Number: 001
 Entity Status: Initiated
 Scope: CA and US
 Level: Facility
 Facility Status: Pending

ABC Manufacturing

Filter: Facility Name:

Emission Category: GH Gas:

1

Category	Source	GH Gas	Amount	Unit
Stationary Combustion  	Central Boiler	CO2	52,785	metric ton
Indirect Emissions  	Electric Meter #1	CO2	365	metric ton

[Add Emission Data](#)

[Back](#)

[Next](#)

- [Main](#)
- [Entity Information](#)
 - [Entity Information](#)
 - [Entity Info \(Continued\)](#)
- [User Management](#)
- [Facilities](#)
- ▶ **Emissions Data**
 - [Entity Emissions Summary](#)
 - [Facility Emissions Summary](#)
 - ▶ **Facility Emissions Detail**
- [Optional Reporting](#)
 - [Emission Performance](#)
 - [Emission Documents](#)
- [Reports](#)

Tips:
 Click the image  besides the emission category to edit/view the emissions data.



Climate Action Registry Reporting Online Tool



[Help](#) . [Contact Us](#) . [Log Out](#)

User ID: ABCAdmin

- Main
- Entity Information
- User Management
- Facilities
- Emission Data
- Optional Reporting
- Reports

Summary

Year: 2004
Entity Status: Initiated
Scope: CA and US
Level: Facility
Facility Status: Pending
Revision Number: 001

- [Main](#)
- [Entity Information](#)
 - [Entity Information](#)
 - [Entity Info \(Continued\)](#)
- [User Management](#)
- [Facilities](#)
- **Emissions Data**
 - [Entity Emissions Summary](#)
 - [Facility Emissions Summary](#)
 - [Facility Emissions Detail](#)
- [Optional Reporting](#)
 - [Emission Performance](#)
 - [Emission Documents](#)
- [Reports](#)

Tips:
Fields with red name are required fields.
Click the Save button to save

ABC Manufacturing

Facility Name: Bakersfield Assembly Plant **State/Province:** California
Country: United States **Identifier:**
Equity Share: 100%

Emission Category: **GH Gas:**

Emission Source:

Calculation Method: Pre-Calculated

Emission Amount: **Unit:**

Is De Minimis

Explain the methodologies, emission factors and their sources used for the pre-calculated emissions data:

General Information:



Climate Action Registry Reporting Online Tool



[Help](#) . [Contact Us](#) . [Log Out](#)

User ID: ABCAdmin

- Main
- Entity Information
- User Management
- Facilities
- Emission Data
- Optional Reporting
- Reports

Summary

Year: 2004
 Entity Status: Initiated
 Scope: CA and US
 Level: Facility
 Facility Status: Pending
 Revision Number: 001

ABC Manufacturing

Facility Name: Bakersfield Assembly Plant **State/Province:** California
Country: United States **Identifier:**
Equity Share: 100%

Emission Category: Fugitive Emissions **GH Gas:** HFC-134a

Emission Source: Refrigerator

Calculation Method: Built-In Calculation Tool Pre-Calculated

Emission Amount: 500 **Unit:** lb

Is De Minimis

- lb
- short ton
- metric ton
- kg
- gram

Explain the methodologies, emission factors and their sources used for the emissions data:

General Information:

- [Main](#)
- [Entity Information](#)
 - [Entity Information](#)
 - [Entity Info \(Continued\)](#)
- [User Management](#)
- [Facilities](#)
- **Emissions Data**
 - [Entity Emissions Summary](#)
 - [Facility Emissions Summary](#)
 - [Facility Emissions Detail](#)
- [Optional Reporting](#)
 - [Emission Performance](#)
 - [Emission Documents](#)
- [Reports](#)

Tips:

- Fields with red name are required fields.
- Click the Save button to save



Climate Action Registry Reporting Online Tool

[Help](#) . [Contact Us](#) . [Log Out](#)

User ID: ABCAdmin

Main

Entity Information

User Management

Facilities

Emission Data

Optional Reporting

Reports

Summary

Year: 2004
 Revision Number: 001
 Entity Status: Initiated
 Scope: CA and US
 Level: Facility
 Facility Status: Pending

ABC Manufacturing

Filter: Facility Name:

Emission Category: GH Gas:

1

Category	Source	GH Gas	Amount	Unit
Stationary Combustion	Central Boiler	CO2	52,785	metric ton
Fugitive Emissions	Refrigerator	HFC-134a	500	lb
Indirect Emissions	Electric Meter #1	CO2	365	metric ton

Add Emission Data

Back

Next

- [Main](#)
- [Entity Information](#)
 - [Entity Information](#)
 - [Entity Info \(Continued\)](#)
- [User Management](#)
- [Facilities](#)
- **Emissions Data**
 - [Entity Emissions Summary](#)
 - [Facility Emissions Summary](#)
 - **Facility Emissions Detail**
- [Optional Reporting](#)
 - [Emission Performance](#)
 - [Emission Documents](#)
- [Reports](#)

Tips:

Click the image besides the emission category to edit/view the emissions data.



Climate Action Registry Reporting Online Tool



[Help](#) . [Contact Us](#) . [Log Out](#)

User ID: ABCAdmin

- Main
- Entity Information
- User Management
- Facilities
- Emission Data
- Optional Reporting**
- Reports

Summary

Year: 2004
 Entity Status: Initiated
 Scope: CA and US
 Level: Facility
 Revision Number: 001

- [Main](#)
- [Entity Information](#)
 - [Entity Information](#)
 - [Entity Info \(Continued\)](#)
- [User Management](#)
- [Facilities](#)
- [Emissions Data](#)
 - [Entity Emissions Summary](#)
 - [Facility Emissions Summary](#)
 - [Facility Emissions Detail](#)
- ▶ **Optional Reporting**
 - ▶ **Emission Performance**
 - [Emission Documents](#)
- [Reports](#)

ABC Manufacturing

Entity emissions efficiency metric: ?

Please describe your entity's emissions management programs:

Please describe your entity's emissions reduction goals:

Please describe your entity's emissions reduction projects:

- Back
- Save
- Reset
- Next

Tips:

Click the 'Save' button to save the emission information, or the 'Reset' button to cancel the changes.

The emission information is



Climate Action Registry Reporting Online Tool



[Help](#) . [Contact Us](#) . [Log Out](#)

User ID: ABCadmin

- Main
- Entity Information
- User Management
- Facilities
- Emission Data
- Optional Reporting
- Reports

Summary

Year: 2004
Entity Status: Initiated
Reporting Scope: CA and US
Level: Facility
Facility Status:
Revision Number: 001

ABC Manufacturing

You may attach one or more documents to support your reported emissions and/or reductions. Documents that may be helpful to the public include: Reporting protocols, verification protocols, verification statement, GHG management plans, annual environmental reports, etc. To upload a new document, please click the 'Add Document' button below.

No document has been uploaded for the protocol.

[Add Document](#)

[Back](#)

[Next](#)

- [Main](#)
- [Entity Information](#)
 - [Entity Information](#)
 - [Entity Info \(Continued\)](#)
- [User Management](#)
- [Facilities](#)
- [Emissions Data](#)
 - [Entity Emissions Summary](#)
 - [Facility Emissions Summary](#)
 - [Facility Emissions Detail](#)
- ▶ **Optional Reporting**
 - [Emission Performance](#)
 - ▶ **Emission Documents**
- [Reports](#)

Tips:
 Click the image beside the document title to edit/view the document information.



Climate Action Registry Reporting Online Tool



[Help](#) . [Contact Us](#) . [Log Out](#)

User ID: ABCadmin

- Main
- Entity Information
- User Management
- Facilities
- Emission Data
- Optional Reporting
- Reports

Summary

Year: 2004
Entity Status: Initiated
Scope: CA and US
Level: Facility
Revision Number: 001

- [Main](#)
- [Entity Information](#)
 - [Entity Information](#)
 - [Entity Info \(Continued\)](#)
- [User Management](#)
- [Facilities](#)
- [Emissions Data](#)
 - [Entity Emissions Summary](#)
 - [Facility Emissions Summary](#)
 - [Facility Emissions Detail](#)
- ▶ [Optional Reporting](#)
 - [Emission Performance](#)
 - ▶ [Emission Documents](#)
- [Reports](#)

Tips:
Fields with red name are required fields.
Click the 'Save' button to save the certification report.

ABC Manufacturing

Title:

Author:

Publish Date: (Format: mm/dd/yyyy)

Document Type:

- Certification Report
- Other Reporting Protocol
- Other Certification Protocol
- Annual Environmental Report**
- GHG Management Plan
- Other

Keywords: (Separated by comma)

Available to Public:

File to Upload:



Climate Action Registry Reporting Online Tool



[Help](#) . [Contact Us](#) . [Log Out](#)
User ID: ABCadmin

- Main
- Entity Information
- User Management
- Facilities
- Emission Data
- Optional Reporting
- Reports

Summary

Year: 2004
Entity Status: Initiated
Scope: CA and US
Level: Facility
Revision Number: 001

ABC Manufacturing

Report Name: Total Emissions Summary

Reporting Locale: US

Facility:
Bakersfield Assembly Plant
Calgary Porcelain China Factory
Cleveland Bowling Ball Factory
East Riverside Gaming Equipment Plant
Headquarters
River Valley

PDF Excel

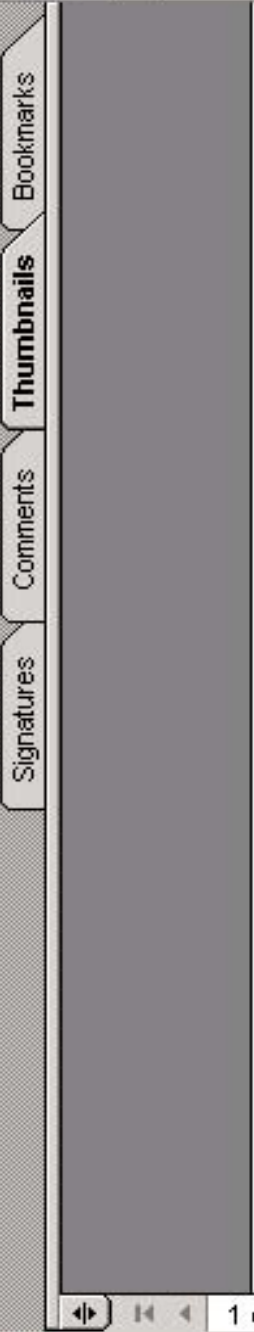
[View Report](#) [Reset](#)

- [Main](#)
- [Entity Information](#)
 - Entity Information
 - Entity Info (Continued)
- [User Management](#)
- [Facilities](#)
- [Emissions Data](#)
 - Entity Emissions Summary
 - Facility Emissions Summary
 - Facility Emissions Detail
- [Optional Reporting](#)
 - Emission Performance
 - Emission Documents

Reports

Tips:

This report displays annual emissions for an entity and all of its reported facilities and emission sources.



Total Emissions Summary Report

Report 5/2/05 7:26 pm



ABC Manufacturing

3570 Las Vegas Boulevard
Las Vegas, NV 89109 United States

www.abcmanufacturing.com
909-555-1234
admin@abc.com

Contact: ABC Administrator
Industry Type: Manufacturing
NAIC Code: 921-Executive, Legislative, and Other General Government Sup
SIC Code:

Legend

- Blue - required
- Orange - optional

CERTIFIED EMISSIONS INFORMATION

Reporting Year: 2004
Reporting Scope: CA and US
Reporting Protocol: GRP2
Direct Baseline Year
Indirect Baseline Year
Description: Small manufacturer of bowling balls, fine china and gaming equipment

Direct Emissions	CO2e	CO2	N2O	CH4	HFCs	PFCs	SF6	Unit
Mobile Combustion	87.96	87.81	0.00	0.00	0.00	0.00	0.00	metric ton
Stationary Combustion	155,570.00	155,570.00	0.00	0.00	0.00	0.00	0.00	metric ton
Process Emissions	0.00	0.00	0.00	0.00	0.00	0.00	0.00	-
Fugitive Emissions	294.84	0.00	0.00	0.00	294.84	0.00	0.00	metric ton
TOTAL DIRECT	155,952.80	155,657.81	0.00	0.00	294.84	0.00	0.00	metric ton

Indirect Emissions	CO2e	CO2	N2O	CH4	Unit
Elect. Purch. /consumed	395.01	395.01	0.00	0.00	--

CERTIFICATION INFORMATION

Certification Company:
Certifier Name:
Lead Certifier Name:

Comments:



OPTIONAL INFORMATION

Information in this section has not been certified according to approved California Climate Action Registry protocols. It is voluntarily provided by the participant, for public information.

Demeritis Emissions	CO2e	CO2	N2O	CH4	HFCs	PFCs	SP6	Unit
TOTAL DEMERITS								-

Total Emissions Summary Report

Report 5/2/05 7:26 pm



ABC Manufacturing

Optional Emissions	CO2e	CO2	N2O	CH4	HFCs	PFCs	SP6	Unit
Other Indirect Emissions	0.00	0.00	0.00	0.00	0.00	0.00	0.00	-
TOTAL OPTIONAL	0.00	0.00	0.00	0.00	0.00	0.00	0.00	-

- Emission Efficiency metric:
- Environmental Goals and Programs:
- Emission Management Programs:
- Emission Reduction Goals:

REFERENCE DOCUMENTS

Title	Author	PublishDate



Total Emissions Summary Report

Report 5/2/05 7:26 pm



ABC Manufacturing

FACILITY INFORMATION								
Facility Name	Bakersfield Assembly Plant							
Facility ID								
ReportingYear	2004							
Facility Address								
Facility PO Box								
Facility Contact Person	Spider Jones							
Facility Contact Phone	909-555-3333							
Facility Contact Email	Facility4@abc.com							
Facility Description	Joint venture between ABC and CBA Manufacturing Cos. On-site there is a manufacturing plant, a garage for employee vehicles, lunch room, and small office building. 35-Industrial machinery and equipment							
SIC Code								
NAIC Code								
Industry Type	Manufacturing							
Direct Emissions	CO2e	CO2	N2O	CH4	HFCs	PFCs	SP6	Unit
Mobile Combustion	0.00	0.00	0.00	0.00	0.00	0.00	0.00	-
Stationary Combustion	52,785.00	52,785.00	0.00	0.00	0.00	0.00	0.00	metric ton
Process Emissions	0.00	0.00	0.00	0.00	0.00	0.00	0.00	-
Fugitive Emissions	294.84	0.00	0.00	0.00	294.84	0.00	0.00	metric ton
TOTAL DIRECT	53,079.84	52,785.00	0.00	0.00	294.84	0.00	0.00	metric ton
Indirect Emissions	CO2e	CO2	N2O	CH4	Unit			
Elect. Purch. /consumed	364.94	364.94	0.00	0.00	--			
Deminimis Detail								
TOTAL DEMINIMIS								
Optional Emissions	CO2e	CO2	N2O	CH4	HFCs	PFCs	SP6	Unit
Other Indirect Emissions	0.00	0.00	0.00	0.00	0.00	0.00	0.00	-
TOTAL OPTIONAL	0.00	0.00	0.00	0.00	0.00	0.00	0.00	-

Bookmarks
Thumbnails
Comments
Signatures



room, and small office building.
35-Industrial machinery and equipment

SIC Code
NAIC Code
Industry Type Manufacturing

Direct Emissions	CO2e	CO2	N2O	CH4	HFCs	PFCs	SP6	Unit
Mobile Combustion	0.00	0.00	0.00	0.00	0.00	0.00	0.00	-
Stationary Combustion	52,785.00	52,785.00	0.00	0.00	0.00	0.00	0.00	metric ton
Process Emissions	0.00	0.00	0.00	0.00	0.00	0.00	0.00	-
Fugitive Emissions	294.84	0.00	0.00	0.00	294.84	0.00	0.00	metric ton
TOTAL DIRECT	53,079.84	52,785.00	0.00	0.00	294.84	0.00	0.00	metric ton

Indirect Emissions	CO2e	CO2	N2O	CH4	Unit
Elect. Purch. /consumed	364.94	364.94	0.00	0.00	--

Deminimis Detail	CO2e	CO2	N2O	CH4	HFCs	PFCs	SP6	Unit
TOTAL DEMINIMIS								-

Optional Emissions	CO2e	CO2	N2O	CH4	HFCs	PFCs	SP6	Unit
Other Indirect Emissions	0.00	0.00	0.00	0.00	0.00	0.00	0.00	-
TOTAL OPTIONAL	0.00	0.00	0.00	0.00	0.00	0.00	0.00	-

Facility Emission Reduction Goals

Environmental Programs/Policies

Other Public Information

Primary Calculation Methodologies

Equity Share 100.00

Source	Emission Category	Calc Method	Fuel/ Mileage	Emission Factor	Frac. GHG Oxid.	Amount	Unit	Method of Source	General Info
Central Boiler	Stationary Combustion	CARROT	1000000 MMBtu	52.79 kg/MMBtu	100	52,785.00	metric ton		
Electric Meter #1	Purchased Electricity	CARROT	1000 MWh	364.94 lb/MWh		364.94	metric ton		
Refrigerator	Fugitive Emissions	Pre-Calc			HFC-134a	0.23	metric ton		

note: emission totals for individual HFC and PFC gases are grouped for this report. Total CO2e for these is determined prior to grouping by multiplying individual emissions by their GWP.



Climate Action Registry Reporting Online Tool



[Help](#) . [Contact Us](#) . [Log Out](#)

User ID: ABCadmin

- Main
- Entity Information
- User Management
- Facilities
- Emission Data
- Optional Reporting
- Reports

Summary

Year: 2004
Entity Status: Initiated
Scope: CA and US
Level: Facility
Revision Number: 001

- [Main](#)
- [Entity Information](#)
 - [Entity Information](#)
 - [Entity Info \(Continued\)](#)
- [User Management](#)
- [Facilities](#)
- [Emissions Data](#)
 - [Entity Emissions Summary](#)
 - [Facility Emissions Summary](#)
 - [Facility Emissions Detail](#)
- [Optional Reporting](#)
 - [Emission Performance](#)
 - [Emission Documents](#)

▶ Reports

Tips:

This report displays annual emissions data for the selected entity and report year.

ABC Manufacturing

Report Name:

Reporting Year:

Entity Name:

Reporting Locale:



Bookmarks
Thumbnails
Comments
Signatures

Annual Emissions Report

Report 5/2/05 7:40 pm



Calpine Corporation

50 W. San Fernando Street
San Jose
CA 95113 United States
www.calpine.com
925-479-6729
bmcbride@calpine.com

Contact: Barbara McBride
Industry Type: Electric Power Producer
NAIC Code: 2211-Electric Power Generation, Transmission and Distribution
SIC Code: 4911-Electric Services

Legend

Blue = required

Orange = optional

CERTIFIED EMISSIONS INFORMATION

Reporting Year: 2003
Reporting Scope: CA
Reporting Locale: CA
Reporting Protocol:
Baseline Year (Direct Emissions):
Baseline Year (Indirect)

Description: Clean, Reliable Power

Calpine Corporation is one of North America's leading power companies - innovative, fully integrated and committed to fulfilling the continuing need for clean, efficient, reliable electricity in an environmentally responsible manner.

In recent years, Calpine has transformed from one of the nation's leading developers of power plants to a major power-plant operator and provider of services, focused on providing customers with high-value products and services to meet their unique energy requirements. Calpine's continued success results from a clear, consistent strategy based on adherence to four key priorities: integrity,



Annual Emissions Report

Report 5/2/05 7:40 pm



Calpine Corporation

Direct Emissions	CO2e	CO2	N2O	CH4	HFCs	PFCs	SF6	Unit
Mobile Combustion	0.00	0.00	0.00	0.00	0.00	0.00	0.00	-
Stationary Combustion	6,058,089.73	6,058,089.73	0.00	0.00	0.00	0.00	0.00	metric ton
Process Emissions	0.00	0.00	0.00	0.00	0.00	0.00	0.00	-
Fugitive Emissions	0.00	0.00	0.00	0.00	0.00	0.00	0.00	-
TOTAL DIRECT	6,058,089.73	6,058,089.73	0.00	0.00	0.00	0.00	0.00	metric ton

Indirect Emissions	CO2e	CO2	N2O	CH4	Unit
Energy Imports	0.00	0.00	0.00	0.00	-
Energy Exports	5,908,235.16	5,908,235.16	0.00	0.00	metric ton
TOTAL INDIRECT	0.00	0.00	0.00	0.00	metric ton

CERTIFICATION INFORMATION

Certifier Name: Ryerson, Master and Associates, Inc.
Basis of Certification Option: Ryerson, Master and Associates, Inc. (RMA) completed a thorough review and evaluation of the Cal
Certifier Comments:

Comments: Calpine will use the default emission factors from the General Reporting Protocol.

OPTIONAL INFORMATION

Information in this section has not been certified according to approved California Climate Action Registry protocols. It is voluntarily provided by the participant, for public information.

Optional Emissions	CO2e	CO2	N2O	CH4	HFCs	PFCs	SF6	Unit
Other Indirect Emissions	0.00	0.00	0.00	0.00	0.00	0.00	0.00	-
TOTAL OPTIONAL	0.00	0.00	0.00	0.00	0.00	0.00	0.00	-

Emission Efficiency metric: 591 lbs CO2/MWH & 827 lbs CO2/MWH

Environmental Goals and Programs: Total Energy Efficiency Metric = 591 lbs CO2/MWH.
 lbs of direct CO2 Emissions from stationary fossil fuel combustion/Net MWH from all energy sources.

Fossil Fuel Electricity Generation: 827 lbs CO2/MWH
 lbs of CO2 emissions from stationary fossil fuel combustion/Net MWH from fossil fuel sources only.

Emission Management Programs: Calpine will work to improve the fuel efficiency of its natural gas fueled power plants through a series of performance improvement programs, which will reduce CO2 emissions per megawatt hour throughout the fleet.

Emission Reduction Goals: Calpine's goal is to minimize CO2 emissions per megawatt hour from its power plants and to be recognized as the industry leader in minimizing CO2 emissions from power generation.

Bookmarks
Thumbnails
Comments
Signatures

ANNUAL GHG INVENTORY SUMMARY AND GOAL TRACKING



Partner Information

Partner Name CH2M HILL 2
Reporting Year 2004
Baseline Year 1993
Inventory Contact Person Lisa Grice
Title 1231931'2323
Address 3 Hutton Center Dr. Suite 200
 Santa Ana, California 92607 United States
Phone 714-429-2000
EMAIL Inelowet@ch2m.com
Fax 1234243

KEY

Required BLUE

Optional GREEN

ANNUAL GHG INVENTORY SUMMARY AND GOAL TRACKING

CH2M HILL 2



Corporate Inventory - U.S.

Direct Emissions	Base Yr	Year 2	Year 3	Year 4	Year 5	Year 6	Year 7	Year 8	Year 9	Year 10	Year 11	Year 12
Stationary Combustion	1,134	0	0	0	30,000	0	0	12,000	50,104	76,000	242,014	180
Mobile Combustion	0	0	11,500	0	0	1,296,050	0	0	17,032	154,224	25,300	0
Fugitive HFC only in(CO2E)	0	2,875	0	0	0	0	0	0	0	0	0	1,175
Process Emissions	0	296,000	0	6,500,000	0	0	0	0	0	0	0	0
Total Fugitive (Minus HFC)	0	2,875	0	0	0	0	0	0	0	0	0	0
Total Direct Emissions:	1,134	301,750	11,500	6,500,000	30,000	1,296,050	0	12,000	67,136	230,224	267,314	1,355

Indirect Emissions	Base Yr	Year 2	Year 3	Year 4	Year 5	Year 6	Year 7	Year 8	Year 9	Year 10	Year 11	Year 12
Purchased and used Electricity	0	0	0	0	0	0	0	6,279,700	0	6	0	0
Purchased and used Steam	0	0	0	0	0	0	0	11,500	0	0	0	0
Purchased Heating and Cooling	0	0	0	0	0	0	0	0	0	0	0	0
Total Indirect Emissions:	0	0	0	0	0	0	0	6,291,200	0	6	0	0

Optional Emissions	Base Yr	Year 2	Year 3	Year 4	Year 5	Year 6	Year 7	Year 8	Year 9	Year 10	Year 11	Year 12
Other Indirect Emissions	0	0	0	0	0	0	0	0	0	0	0	0
Total Optional Emissions:	0	0	0	0	0	0	0	0	0	0	0	0



ANNUAL GHG INVENTORY SUMMARY AND GOAL TRACKING



CH2M HILL 2

Total US Emissions	Base Yr	Year 2	Year 3	Year 4	Year 5	Year 6	Year 7	Year 8	Year 9	Year 10	Year 11	Year 12
Total US Emissions:	1,134	301,750	11,500	6,500,000	30,000	1,296,050	0	6,303,200	67,136	230,230	267,314	1,355

Corporate Inventory - Non U.S.

Direct Emissions	Base Yr	Year 2	Year 3	Year 4	Year 5	Year 6	Year 7	Year 8	Year 9	Year 10	Year 11	Year 12
Stationary Combustion	43	0	0	0	0	0	0	0	0	0	0	781
Mobile Combustion	0	0	0	0	0	0	0	0	0	0	0	41
Fugitive HFC only in(CO2E)	0	0	0	0	0	0	0	0	0	0	0	0
Process Emissions	0	0	0	0	0	0	0	0	0	0	0	0
Total Fugitive (Minus HFC)	0	0	0	0	0	0	0	0	0	0	0	0
Total Direct Emissions:	43	0	0	0	0	0	0	0	0	0	0	822

Indirect Emissions	Base Yr	Year 2	Year 3	Year 4	Year 5	Year 6	Year 7	Year 8	Year 9	Year 10	Year 11	Year 12
Purchased and used Electricity	41	0	0	0	0	0	0	0	0	0	0	0
Purchased and used Steam	0	0	0	0	0	0	0	0	0	0	0	13,509
Purchased Heating and Cooling	0	0	0	0	0	0	0	0	0	0	0	0
Total Indirect Emissions:	41	0	0	0	0	0	0	0	0	0	0	13,509

Optional Emissions	Base Yr	Year 2	Year 3	Year 4	Year 5	Year 6	Year 7	Year 8	Year 9	Year 10	Year 11	Year 12
Other Indirect Emissions	0	0	0	0	0	0	0	0	0	0	0	0
Total Optional Emissions:	0	0	0	0	0	0	0	0	0	0	0	0

Total Non-US Emissions	Base Yr	Year 2	Year 3	Year 4	Year 5	Year 6	Year 7	Year 8	Year 9	Year 10	Year 11	Year 12
Total Non-US Emissions:	84	0	0	0	0	0	0	0	0	0	0	14,330

Corporate Inventory - Total (U.S. and Non-U.S.)

Direct Emissions	Base Yr	Year 2	Year 3	Year 4	Year 5	Year 6	Year 7	Year 8	Year 9	Year 10	Year 11	Year 12
Stationary Combustion	1,134	0	0	0	30,000	0	0	12,000	50,104	76,000	242,014	180
Mobile Combustion	0	0	11,500	0	0	1,296,050	0	0	17,032	154,224	25,300	0
Fugitive HFC only in(CO2E)	0	2,875	0	0	0	0	0	0	0	0	0	1,175
Process Emissions	0	296,000	0	6,500,000	0	0	0	0	0	0	0	0
Total Fugitive (Minus HFC)	0	2,875	0	0	0	0	0	0	0	0	0	0
Total Direct Emissions:	1,134	301,750	11,500	6,500,000	30,000	1,296,050	0	12,000	67,136	230,224	267,314	1,355



ANNUAL GHG INVENTORY SUMMARY AND GOAL TRACKING

CH2M HILL 2



Indirect Emissions	Base Yr	Year 2	Year 3	Year 4	Year 5	Year 6	Year 7	Year 8	Year 9	Year 10	Year 11	Year 12
Purchased and used Electricity	0	0	0	0	0	0	0	6,279,700	0	6	0	0
Purchased and used Steam	0	0	0	0	0	0	0	11,500	0	0	0	0
Purchased Heating and Cooling	0	0	0	0	0	0	0	0	0	0	0	0
Total Indirect Emissions:	0	0	0	0	0	0	0	6,291,200	0	6	0	0

Optional Emissions	Base Yr	Year 2	Year 3	Year 4	Year 5	Year 6	Year 7	Year 8	Year 9	Year 10	Year 11	Year 12
Other Indirect Emissions	0	0	0	0	0	0	0	0	0	0	0	0
Total Optional Emissions:	0	0	0	0	0	0	0	0	0	0	0	0

Total US & Non-US Emissions	Base Yr	Year 2	Year 3	Year 4	Year 5	Year 6	Year 7	Year 8	Year 9	Year 10	Year 11	Year 12
Total US & Non-US Emissions:	1,134	301,750	11,500	6,500,000	30,000	1,296,050	0	6,303,200	67,136	230,230	267,314	1,355



[Help](#) . [Contact Us](#) . [Log Out](#)

User ID: ABCadmin

Main

Entity Information

User Management

Facilities

Emission Data

Optional Reporting

Reports

Summary

Year:

Entity Status: Initiated

Scope: CA and US

Level: Facility

Revision Number: 001

[Delete current reporting year](#)

[Create a new reporting year](#)

[Create a new reporting year using the current reporting year as template](#)

ABC Manufacturing

Entity Emissions Summary (CO2 Equivalent)

	Stationary	Mobile	Process	Fugitive	Indirect	Total	Unit
California	115,570	88		295	395	116,348	metric ton
US (Excluding CA)	40,000					40,000	metric ton
International (Excluding US)	7,242				100,000	107,242	metric ton
Total	162,812	88		295	100,395	263,590	metric ton

Facility Status Summary

Facility Status	Number of Facilities	
Total	6	Check
Pending	6	Check

[Create your annual emissions report](#)

[Submit your annual emissions report for certification](#) ?

[Revise annual emissions report](#) ?

[Create certification check list](#) ?


Main

- Entity Information
 - Entity Information
 - Entity Info (Continued)
- User Management
- Facilities
- Emissions Data
 - Entity Emissions Summary
 - Facility Emissions Summary
 - Facility Emissions Detail
- Optional Reporting
 - Emission Performance
 - Emission Documents
- Reports

Tips:

Click the image ? besides the items to get more information on the corresponding operation.

Contact Information



Joel Levin

California Climate Action Registry

515 South Flower Street, Suite 1305

Los Angeles, CA 90071

(213) 891-6927

jlevin@climaterregistry.org

www.climaterregistry.org