


# Improvement of Broadband Shortwave and Longwave Fluxes over ARM Domains

M. M. Khaiyer, M.L. Nordeen, R. Palikonda, Y. Yi

Science Systems and Applications Inc, Hampton, VA

D. R. Doelling, P. Minnis

NASA Langley Research Center, Hampton, VA



## 1. Introduction

As part of a cloud and radiation product dataset, the NASA Langley Cloud Group provides broadband (BB) shortwave (SW) and longwave (LW) fluxes derived from geostationary operational environmental satellite (GOES) narrowband (NB) radiances

Available from May 1998 to August 2005

Narrow-to-broadband (NB-BB) conversion technique based on regressing coincident co-located 1° averaged CERES BB and GOES NB fluxes. Regression coefficients unique for each domain (SGP, MASRAD, etc). Currently for GOES8 (Apr00-Mar03), there is only a single NB-BB fit based on Terra CERES data.

SW: Comparisons with BBHRP fluxes revealed that SW fluxes derived using GOES8 fit compared well at Terra overpass time (1030 LT), but systematic differences occurred at other times

LW: Comparisons with BBHRP fluxes revealed a diurnal dependency of the bias with good agreement at 1030 LT

New fits needed to address these issues:

- LW: seasonally, day and night
- SW: seasonally, function of solar zenith angle (SZA)
- SZA dependence from Meteosat GERB

## 2. SW Improvement

Fig 1: New seasonal GOES8-Terra SGP SW NB-BB fits for summer and winter

seasonal NB-BB accounts for SGP vegetation cycle

- Note: small dependency on SZA for Terra CERES fits. Older fits based on CERES TRMM & GOES showed a strong SZA dependency

Fig 2: Current 4-season NB-BB fits yields a 0.4 W/m<sup>2</sup> bias (RMS 18.9 W/m<sup>2</sup>) at Terra overpass times

Terra CERES/GOES matches are limited in SZA range and may not resolve the functionality with SZA

Use GERB/MSG9 NB to BB matches to derive the SZA coefficient.

- 1° avg of GERB BARG (Binned Averaged Rectified Geolocated) near-real time data used - may be of reduced accuracy compared to Edition GERB

## 3. SW Results

Fig 3: Matched METEOSAT-9 (MSG) NB / GERB BB data and fits using July 2007 hourly images

- SZA coefficient (A3) is 0.035

Fig 4: Recomputation of GOES/CERES SGP NB-BB coefficients using GERB/MSG9 SZA coefficient (A3) value

Fig 5: Diurnal variation in GOES BB albedo during Mar00-Feb01 using old & new fits

- Note: increased albedos near sunrise and sunset should be more consistent with BBHRP product

## 4. LW Improvement

Examine GOES BB flux differences derived from day, night, and seasonal NB-BB regressions

Fig 6: Day-night biases (Mar00-Feb01) from operational, all-inclusive LW fit: daytime bias is 0.3 W/m<sup>2</sup>; RMS = 7.6 W/m<sup>2</sup>, nighttime bias is -4.7 W/m<sup>2</sup>; RMS = 8.4 W/m<sup>2</sup>

Fig 7: Day and night NB-BB regression coefficients derived from summer (Jun-Aug00) and winter (Dec00-Feb01) data

- Daytime has greater diurnal range & atmospheric structure that may be different at night
- Note: difference between winter/summer coefficients not accounted for in operational all-inclusive fit
- Secondary, 3rd order fit applied to LW NB-BB results to eliminate the low end bias

## 5. LW Results

Fig 8: Improvements due to separate day-night LW fits. Comparison of Mar00-Feb01 CERES/GOES-8 OLR yields Daytime bias = -0.1 W/m<sup>2</sup>; RMS = 7.1 W/m<sup>2</sup> Nighttime bias = 0.0 W/m<sup>2</sup>; RMS = 7.7 W/m<sup>2</sup>

## SW Improvement

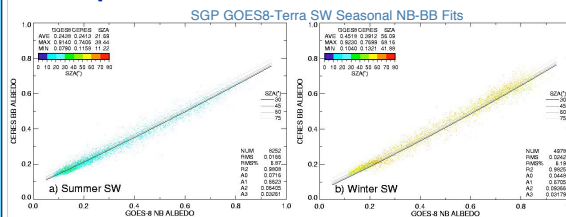


Figure 1(top). Derivation of SGP GOES8-Terra NB-BB SW flux fit, for a) summer b) winter. Fits for other 2 seasons are not shown. Coefficients A0,A1,A2,A3 (lower right hand corner) are used in multi-parameter fit to derive BB fluxes.

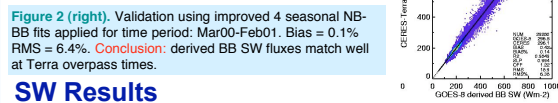


Figure 2 (right). Validation using improved 4 seasonal NB-BB fits applied for time period: Mar00-Feb01. Bias = 0.1% RMS = 6.4%. Conclusion: derived BB SW fluxes match well at Terra overpass times.

## SW Results

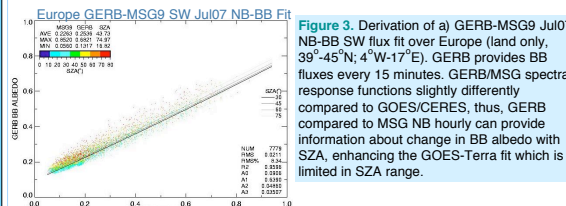


Figure 3. Derivation of a) GERB-MSG9 Jul07 NB-BB SW flux fit over Europe (land only, 39°-45°N; 4°W-17°E). GERB provides BB fluxes every 15 minutes. GERB/MSG9 spectral response functions slightly differently compared to GOES/CERES, thus, GERB compared to MSG NB hourly can provide information about change in BB albedo with SZA, enhancing the GOES-Terra fit which is limited in SZA range.

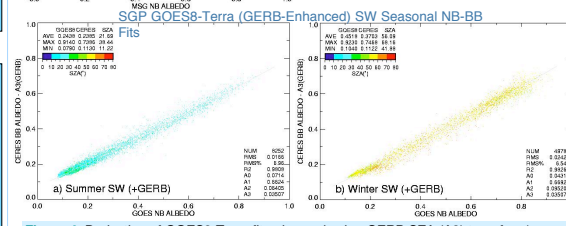


Figure 4. Derivation of GOES8-Terra fit enhanced using GERB SZA (A3) term for a) summer (Jun-Aug00), b) winter (Dec00-Feb01).

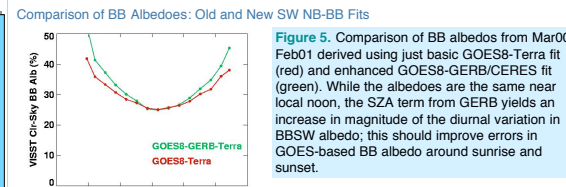


Figure 5. Comparison of BB albedos from Mar00-Feb01 derived using just basic GOES8-Terra fit (red) and enhanced GOES8-GERB/CERES fit (green). While the albedos are the same near local noon, the SZA term from GERB yields an increase in magnitude of the diurnal variation in BB SW albedo; this should improve errors in GOES-based BB albedo around sunrise and sunset.

## LW Improvement

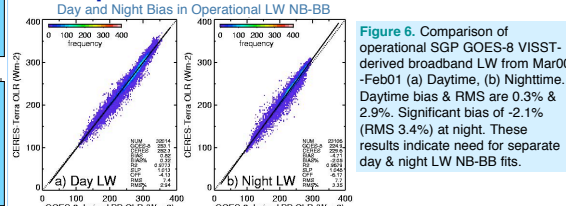


Figure 6. Comparison of operational SGP GOES-8 VISST-derived broadband LW from Mar00-Feb01 (a) Daytime, (b) Nighttime. Daytime bias & RMS are 0.3% & 2.9%. Significant bias of -2.1% (RMS 3.4%) at night. These results indicate need for separate day & night LW NB-BB fits.

## LW Results

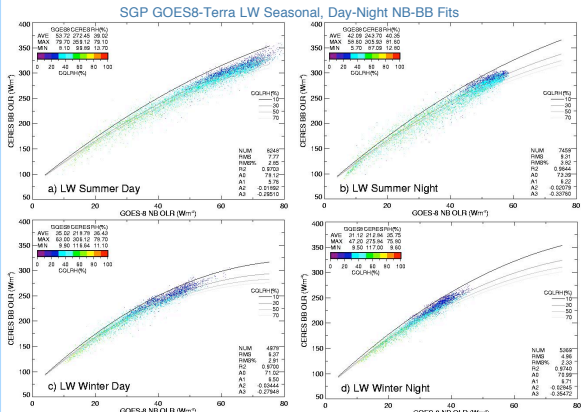


Figure 7. SGP GOES8-Terra CERES NB-BB LW flux fits for (a) summer days (b) summer nights, (c) winter days, d) winter nights. Fits for other 2 seasons not shown. Regression coefficients A0,A1,A2,A3 (lower right corner) used to derive GOES BB LW fluxes.

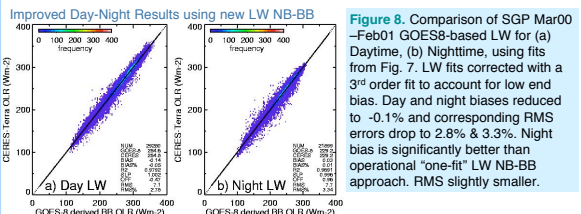


Figure 8. Comparison of SGP Mar00-Feb01 GOES8-based LW for (a) Daytime, (b) Nighttime, using fits from Fig. 7. LW fits corrected with a 3<sup>rd</sup> order fit to account for low end bias. Day and night biases reduced to -0.1% and corresponding RMS errors drop to 2.8% & 3.3%. Night bias is significantly better than operational "one-fit" LW NB-BB approach. RMS slightly smaller.

## 6. Summary and Future Work

New CERES-GOES NB-BB LW conversion method developed using separate sets of seasonal and day/night coefficients for SGP. The old SGP LW nighttime bias of -4.7 W/m<sup>2</sup> is eliminated by using separate day-night fits; average RMS errors reduced to 7.4 W/m<sup>2</sup>. Day-night-seasonal fits for SGP also showed improvement from the old one-fit approach. For Mar00-Feb01, the total LW bias improved from 0.8 W/m<sup>2</sup> to -0.1 W/m<sup>2</sup>; RMS error dropped from 7.4 to 7.1 W/m<sup>2</sup>. SW bias improved from 1.1 W/m<sup>2</sup> to 0.4 W/m<sup>2</sup> bias with minor improvement in the RMS error (not shown). GOES8-Terra SW NB-BB fit further enhanced to improve errors at non-Terra overpass times SZA term from a Jul07 GERB-MSG9 NB-BB fit over Europe. The results were used to better account for SZA dependence of GOES8-Terra fits, qualitatively improving derived BB albedo.

Future work will use a full year of GERB-MSG NB-BB, to account for both the green-up and brown-down phases of SGP SW NB-BB fits. SW fits will be compared with BBHRP and CERES TRMM flux dependencies. SGP LW NB-BB fit will also be evaluated with GERB-MSG9 LW NB-BB data. NB-BB fits will also be re-derived for other domains (e.g., MASRAD) using these updates.

## References

Caldwell, T. E. and Co-authors, 2006: Clouds and the Earth's Radiant Energy System (CERES) Data Management System, Data Products Catalog, Release 4, Version 14, 214 pp.

Harries et al, 2005: The Geostationary Earth Radiation Budget Project, BAMS, Vol 86, No. 7, pp. 945-960

## Acknowledgements

This research supported by the ARM Program via ITF No. 18971 with NASA LaRC through Batelle, PNNL.

Thanks to the BBHRP group (Eli Mlawer et al) for work evaluating NB-BB fits.