




Module 13
Challenge Exercise



RCRA Corrective Action Training Program: Getting to YES! *Strategies for Meeting the 2020 Vision*



This training and training documents do not create any legally binding requirements on the U.S. Environmental Protection Agency (EPA), states, or the regulated community, and do not create any right or benefit, substantive or procedural. The training and documentation are not a complete representation of the Resource Conservation and Recovery Act or of EPA's regulations and views.



February 2009 Module 13 – Challenge Exercise 1

Notes:

Purpose of Slide

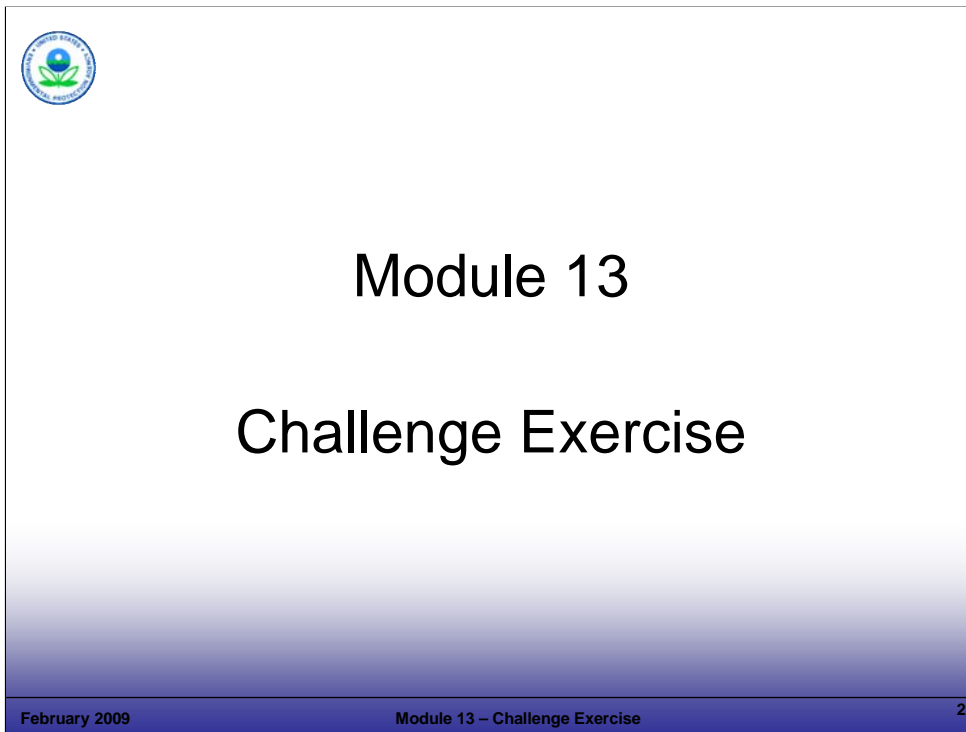
- Holder slide for Module 13, Challenge Exercise.

Key Points

- This is a holder slide. No specific key points.

References

- None.



Notes:

Purpose of Slide

- Holder slide for Module 13, Challenge Exercise.

Key Points

- This is a holder slide. No specific key points.

References

- None.



Module Overview

- ❖ Review concepts covered in Modules 1 through 12
- ❖ Groups work to evaluate CA challenges and identify solutions
- ❖ Group present findings and discusses options with class
- ❖ Class provides input to future Challenge Exercises



February 2009

Module 13 – Challenge Exercise

3

Notes:

Purpose of Slide

- Provide overview of Module 13, which includes a Challenge Exercise.

Key Points

- In this module we will review the concepts addressed in this course using a Challenge Exercise.

References

- None.



Challenge Exercise

- ❖ Divide into groups.
- ❖ Take time to review and discuss your group's challenges.
- ❖ As a group, identify solutions to the challenges (as possible).
- ❖ Designate a representative to report to the class.
- ❖ Participate in a facilitated discussion.

February 2009

Module 13 – Challenge Exercise

4

Notes:

Purpose of Slide

- Provide overview of Challenge Exercise process.

Key Points

- The participants will divide into groups, review the handout materials, and work as a group to discuss corrective action (CA) challenges, experiences, and options for future progress.
- The participants can refer to the course material, share their knowledge, and refer to the menu of CA optimization tools considered earlier.
- After the exercise, the instructor will facilitate group presentations and lead a review a debrief of the exercise.

References

- None.



Summary

- ❖ Course concepts can be applied across a range of sites and challenges.
- ❖ Tools and resources are available to support implementation of the concepts presented in this training course.
- ❖ To GET TO YES, focus on progress rather than process.

February 2009

Module 13 – Challenge Exercise

5

Notes:

Purpose of Slide

- Summarize the module.

Key Points

- Summarize key concepts reviewed in this module.

References

- None.