

2. AMENDMENT/MODIFICATION NO. 038	3. EFF. DATE 11/05/2001	4. REQUISITION/PURCHASE REQ. NO. PRO-2-00000	5. PROJECT NO. (If applicable)
--------------------------------------	----------------------------	---	--------------------------------

6. ISSUED BY Immigration & Naturalization Svc Headquarters Procurement 425 I Street NW Room 2208 Washington, D.C. 20536	CODE	7. ADMINISTERED BY (If other than Item 6) Immigration & Naturalization Svc Headquarters Procurement Div 425 I Street, NW Room 2208 Washington, D.C. 20536	CODE	HQPRO
---	------	---	------	-------

8. NAME AND ADDRESS OF CONTRACTOR (No., street, county, State and Zip Code) VINNELL CORPORATION TIN: 541467670 Attn: Michael Uster 12150 E. Monument Drive Suite 800 FairFax VA 22033	9A. AMENDMENT OF SOLICITATION NO.
	9B. DATED (SEE ITEM 11)
	10A. MODIFICATION OF CONTRACT/ORDER NO. X COW-9-C-0015 /
	10B. DATED (SEE ITEM 13) 07/01/1999

11. THIS ITEM ONLY APPLIES TO AMENDMENTS OF SOLICITATIONS

The above numbered solicitation is amended as set forth in Item 14. The hour and date specified for receipt of Offers is extended, is not extended. Offers must acknowledge receipt of this amendment prior to the hour and date specified in the solicitation or as amended, by one of the following methods:

(a) By completing Items 8 and 15, and returning _____ copies of the amendment; (b) By acknowledging receipt of this amendment on each copy of the offer submitted; or (c) By separate letter or telegram which includes a reference to the solicitation and amendment numbers. FAILURE OF YOUR ACKNOWLEDGEMENT TO BE RECEIVED AT THE PLACE DESIGNATED FOR THE RECEIPT OF OFFERS PRIOR TO THE HOUR AND DATE SPECIFIED MAY RESULT IN REJECTION OF YOUR OFFER. If by virtue of this amendment you desire to change an offer already submitted, such change may be made by telegram or letter, provided each telegram or letter makes reference to the solicitation and this amendment, and is received prior to the opening hour and date specified.

12. ACCOUNTING AND APPROPRIATION DATA (If required)
N/A

NET CHANGES: \$ 0.00

13. THIS ITEM APPLIES ONLY TO MODIFICATIONS OF CONTRACTS/ORDERS, IT MODIFIES THE CONTRACT/ORDER NO. AS DESCRIBED IN ITEM 14.


A.	THIS CHANGE ORDER IS ISSUED PURSUANT TO: (Specify authority) THE CHANGES SET FORTH IN ITEM 14 ARE MADE IN THE CONTRACT ORDER NO. IN ITEM 10A.
X	B. THE ABOVE NUMBERED CONTRACT/ORDER IS MODIFIED TO REFLECT THE ADMINISTRATIVE CHANGES (Such as changes in paying office, appropriation date, etc.) SET FORTH IN ITEM 14, PURSUANT TO THE AUTHORITY OF FAR 43.103 (b).
	C. THIS SUPPLEMENTAL AGREEMENT IS ENTERED INTO PURSUANT TO AUTHORITY OF:
	D. OTHER (Specify type of modification and authority) Mutual Agreement of the Parties

E. IMPORTANT: Contractor is not is required to sign this document and return _____ copies to issuing office.

14. DESCRIPTION OF AMENDMENT/MODIFICATION (Organized by UCF section headings, including solicitation/contract subject matter where feasible.)

- Revised Attachment (3), dated May 7, 2002, is hereby incorporated into and made part of contract COW-9-C-0015 replacing all previous versions of Attachment (3).
- The revised attachment changes the number of Vinnell staff by adding staff the Points of Entry (POE). See attached page for breakout of staff. There are thirty part time and fifteen full time staff being added in this modification. Four (4) DBI machines are being added to Miami.
- These changes are specified in the attached separate pages.

Except as provided herein, all terms and conditions of the document referenced in Item 9A or 10A, as heretofore changed, remains unchanged and in full force and effect.

15A. NAME AND TITLE OF SIGNER (Type or print)	16A. NAME AND TITLE OF CONTRACTING OFFICER (Type or print) Madan M. Kar
15B. CONTRACTOR/OFFEROR (Signature of person authorized to sign)	15C. DATE SIGNED
	16B. UNITED STATES OF AMERICA BY  (Signature of Contracting Officer)
	16C. DATE SIGNED 05/08/02

AMENDMENT OF SOLICITATION/MODIFICATION OF CONTRACT - Continuation			1. CONTRACT ID CODE	
--	--	--	---------------------	--

2. AMENDMENT/MODIFICATION NO. 038	3. EFF. DATE 11/05/2001	4. REQUISITION/PURCHASE REQ. NO. PRO-2-00000	PAGE OF 2	PAGES 2
--------------------------------------	----------------------------	---	--------------	------------

14. DESCRIPTION OF AMENDMENT/MODIFICATION *(Organized by UCF section headings, including solicitation/contract subject matter where feasible.)*

- 4. All other terms and conditions remain unchanged.
- 5. Point of contact for this modification is Jeanette Housen, (202) 305-3113.

Summary of Contract Modifications

Workstation Modifications

Site	DBI	Manual (ink)	Biometrics	ISO	Comment
Miami	4				Two machines are used to ten-print parolees
Total	4	0	0	0	

Staffing Modifications

Site	Site Supervisor	QA Specialist	FP Tech	Guard	Part Time	Comment
Chicago POE	1	0	1	0	2	
JFK POE	1	2	4	0	6	
LAX POE	1	0	1	0	8	
Miami POE	1	0	1	0	5	
Newark POE	1	0	1	0	9	
Total	5	2	8	0	30	

Other Modifications

INS Fingerprint Program Summary

EASTERN	ASC COLO Total			FP	FP	FP				Part-Time	Bio	Bio	Bio	L-90	L-90	L-90	Total
	ASC	COLO	Total	Capacity	W/S	Guard	Tech	QA	Sup	Positions	Capacity	W/S	Tech	Capacity	W/S	Tech	Positions
Atlanta	2	2	4	49,909	11	2	7	3	4	3	26,140	6	2	26,140	5	2	23
Baltimore	1	2	3	48,088	7	1	7	3	2	2	35,206	5	3	23,956	3	2	20
Boston	3	1	4	82,582	14	3	12	4	5	3	42,850	6	3	31,600	4	3	33
Buffalo	0	3	3	6,067	3	0	1	0	3	1	7,280	3	0	7,280	3	0	5
Cleveland	1	2	3	11,444	4	0	2	0	3	2	13,732	3	1	10,919	2	1	9
Detroit	2	1	3	44,192	6	2	5	2	2	1	29,779	3	3	18,529	2	2	17
Miami	7	2	9	209,008	37	7	30	10	9	12	104,890	17	9	82,390	8	7	84
New Orleans	0	6	6	14,008	7	2	3	0	5	6	16,810	6	0	14,560	5	0	16
New York	7	1	8	356,250	56	9	45	16	10	16	101,250	16	9	101,250	9	9	114
Newark	2	1	3	140,350	22	3	17	5	4	11	33,750	9	3	33,750	3	3	46
Philadelphia	3	2	5	46,297	11	2	6	2	4	2	21,806	7	1	21,806	5	2	19
Portland (ME)	0	3	3	12,730	3	0	0	0	1	2	3,276	2	0	3,276	2	0	3
San Juan	1	2	3	9,101	4	1	1	0	3	0	10,919	4	1	10,919	3	1	7
Washington DC	1	1	2	59,283	7	1	8	3	3	2	26,140	6	2	14,890	2	1	20
Sub-total	30	28	59	1,889,309	192	33	144	48	58	63	473,328	93	37	401,285	58	33	416

CENTRAL	ASC COLO Total			FP	FP	FP				Part-Time	Bio	Bio	Bio	L-90	L-90	L-90	Total
	ASC	COLO	Total	Capacity	W/S	Guard	Tech	QA	Sup	Positions	Capacity	W/S	Tech	Capacity	W/S	Tech	Positions
Chicago	6	3	9	160,066	27	6	23	8	9	10	136,158	16	13	68,658	9	6	75
Dallas	4	1	5	101,332	14	4	15	6	6	4	87,850	10	8	76,600	8	6	49
Denver	3	1	4	46,297	8	2	6	2	3	3	33,055	5	3	21,805	5	2	21
El Paso	3	0	3	51,424	6	3	8	3	3	2	39,210	6	4	27,960	4	2	25
Harlingen	2	0	2	24,817	4	2	4	1	2	2	18,529	4	2	18,529	2	2	15
Helena	0	3	3	3,943	3	0	0	0	1	3	4,732	3	0	4,732	3	0	4
Houston	3	0	3	131,250	14	3	17	6	4	2	56,250	7	5	56,250	5	5	42
Kansas City	0	3	3	9,100	3	0	2	0	3	1	10,920	3	1	10,920	3	0	7
Omaha	0	2	2	6,066	2	0	2	0	2	1	7,280	2	0	7,280	2	0	5
San Antonio	2	0	2	29,642	5	1	4	2	2	2	35,570	4	3	24,320	3	2	16
St. Paul	1	4	5	23,602	7	1	3	1	1	5	17,074	5	1	17,074	5	1	13
Sub-total	24	17	41	587,539	93	22	84	29	36	35	446,528	65	40	334,128	49	26	272

WESTERN	ASC COLO Total			FP	FP	FP				Part-Time	Bio	Bio	Bio	L-90	L-90	L-90	Total
	ASC	COLO	Total	Capacity	W/S	Guard	Tech	QA	Sup	Positions	Capacity	W/S	Tech	Capacity	W/S	Tech	Positions
Anchorage	0	1	1	3,033	1	0	1	0	1	0	3,640	1	0	3,640	1	0	2
Honolulu	1	1	2	9,100	3	1	2	0	2	1	10,919	2	1	10,919	2	1	8
Los Angeles	12	1	13	552,850	68	19	71	29	20	21	382,500	45	35	236,250	24	21	216
Phoenix	4	1	5	77,758	11	3	12	4	5	2	48,309	10	4	37,059	7	3	33
Portland (OR)	1	0	1	37,500	4	1	5	1	1	0	11,250	2	1	11,250	2	1	10
San Diego	2	1	3	57,767	7	2	8	3	3	3	46,820	7	4	24,320	4	2	25
San Francisco	9	0	9	271,326	39	10	36	12	11	7	134,337	19	13	89,337	15	9	98
Seattle	1	3	4	43,567	7	1	6	2	4	1	29,780	7	2	18,530	4	1	17
Sub-total	30	8	38	1,052,901	140	37	141	51	47	35	667,555	93	60	491,305	89	29	409

GRAND TOTAL	ASC COLO Total			FP	FP	FP				Part-Time	Bio	Bio	Bio	L-90	L-90	L-90	Total
	ASC	COLO	Total	Capacity	W/S	Guard	Tech	QA	Sup	Positions	Capacity	W/S	Tech	Capacity	W/S	Tech	Positions
GRAND TOTAL	84	64	138	2,729,749	425	92	369	128	141	133	1,588,011	251	137	1,156,698	161	97	1,097

Notes:

- Two DBI machines in storage at Wilshire.

INS Fingerprint Program Summary

EASTERN	ASC COLO Total			FP				Part-Time Positions	Bio			I-90			Total Positions		
	ASC	COLO	Total	Capacity	W/S	Guard	Tech		QA	Sup	Capacity	W/S	Tech	Capacity		W/S	Tech
Atlanta	2	2	4	49,909	11	2	7	3	4	3	26,140	6	2	26,140	5	2	23
Baltimore	1	2	3	48,088	7	1	7	3	2	2	35,206	5	3	23,956	3	2	20
Boston	3	1	4	82,582	14	3	12	4	5	3	42,850	6	3	31,600	4	3	33
Buffalo	0	3	3	6,067	3	0	1	0	3	1	7,280	3	0	7,280	3	0	5
Cleveland	1	2	3	11,444	4	0	2	0	3	2	13,732	3	1	10,919	2	1	9
Detroit	2	1	3	44,192	6	2	5	2	2	1	29,779	3	3	18,529	2	2	17
Miami	7	2	9	209,008	37	7	30	10	9	12	104,890	17	9	82,390	8	7	84
New Orleans	0	6	6	14,008	7	2	3	0	5	6	16,810	6	0	14,560	5	0	16
New York	7	1	8	356,250	56	9	45	16	10	16	101,250	16	9	101,250	9	9	114
Newark	2	1	3	140,350	22	3	17	5	4	11	33,750	9	3	33,750	3	3	46
Philadelphia	3	2	5	46,297	11	2	6	2	4	2	21,806	7	1	21,806	5	2	19
Portland (ME)	0	3	3	12,730	3	0	0	0	1	2	3,276	2	0	3,276	2	0	3
San Juan	1	2	3	9,101	4	1	1	0	3	0	10,919	4	1	10,919	3	1	7
Washington DC	1	1	2	59,283	7	1	8	3	3	2	26,140	6	2	14,890	2	1	20
Sub-total	30	23	59	1,089,309	192	33	144	48	58	53	473,628	93	37	401,265	56	33	416

CENTRAL	ASC COLO Total			FP				Part-Time Positions	Bio			I-90			Total Positions		
	ASC	COLO	Total	Capacity	W/S	Guard	Tech		QA	Sup	Capacity	W/S	Tech	Capacity		W/S	Tech
Chicago	6	3	9	160,066	27	6	23	8	9	10	136,158	16	13	66,658	9	6	75
Dallas	4	1	5	101,332	14	4	15	6	6	4	87,850	10	8	76,600	8	6	49
Denver	3	1	4	46,297	8	2	6	2	3	3	33,055	5	3	21,805	5	2	21
El Paso	3	0	3	51,424	6	3	8	3	3	2	39,210	6	4	27,960	4	2	25
Harlingen	2	0	2	24,817	4	2	4	1	2	2	18,529	4	2	18,529	2	2	15
Helena	0	3	3	3,943	3	0	0	0	1	3	4,732	3	0	4,732	3	0	4
Houston	3	0	3	131,250	14	3	17	6	4	2	56,250	7	5	56,250	5	5	42
Kansas City	0	3	3	9,100	3	0	2	0	3	1	10,920	3	1	10,920	3	0	7
Omaha	0	2	2	6,066	2	0	2	0	2	1	7,280	2	0	7,280	2	0	5
San Antonio	2	0	2	29,642	5	1	4	2	2	2	35,570	4	3	24,320	3	2	16
St. Paul	1	4	5	23,602	7	1	3	1	1	5	17,074	5	1	17,074	5	1	13
Sub-total	24	17	41	587,639	93	22	84	29	36	35	446,628	65	40	334,128	49	26	272

WESTERN	ASC COLO Total			FP				Part-Time Positions	Bio			I-90			Total Positions		
	ASC	COLO	Total	Capacity	W/S	Guard	Tech		QA	Sup	Capacity	W/S	Tech	Capacity		W/S	Tech
Anchorage	0	1	1	3,033	1	0	1	0	1	0	3,640	1	0	3,640	1	0	2
Honolulu	1	1	2	9,100	3	1	2	0	2	1	10,919	2	1	10,919	2	1	8
Los Angeles	12	1	13	552,850	68	19	71	29	20	21	382,500	45	35	236,250	24	21	216
Phoenix	4	1	5	77,758	11	3	12	4	5	2	48,309	10	4	37,059	7	3	33
Portland (OR)	1	0	1	37,500	4	1	5	1	1	0	11,250	2	1	11,250	2	1	10
San Diego	2	1	3	57,767	7	2	8	3	3	3	46,820	7	4	24,320	4	2	25
San Francisco	9	0	9	271,326	39	10	36	12	11	7	134,337	19	13	89,337	15	9	98
Seattle	1	3	4	43,567	7	1	6	2	4	1	29,780	7	2	18,530	4	1	17
Sub-total	30	6	36	1,052,901	140	37	141	51	47	35	657,555	93	60	431,306	69	30	409

GRAND TOTAL	ASC COLO Total			FP				Part-Time Positions	Bio			I-90			Total Positions		
	ASC	COLO	Total	Capacity	W/S	Guard	Tech		QA	Sup	Capacity	W/S	Tech	Capacity		W/S	Tech
GRAND TOTAL	84	64	138	2,729,749	425	92	369	128	141	153	1,688,013	251	137	1,069,698	164	97	1,097

Notes:

- Two DBI machines in storage at Wilshire.

INS ASCs Eastern Region

ATLANTA DISTRICT

Site Code	Location	Type of ASC	FP Capacity	FP W/S	Staff Capacity	Guard	FP Tech	FP Tech OA	FP Tech Sup	Part-Time Positions	Bio Capacity	Bio W/S	Staff Capacity	Bio Tech	1-90 Capacity	1-90 W/S	Staff Capacity	1-90 Tech	Total Positions
XAB	Birmingham	COLO	1,517	1	1,517	0	0	0	1	1	1,820	1	1,820	0	1,820	1	1,820	0	2
XAC	Atlanta	ASC	37,500	6	9,375	1	5	2	1	1	11,250	3	11,250	1	11,250	2	11,250	1	12
XAD	Charlotte	ASC	9,375	3	9,375	1	2	1	1	0	11,250	1	11,250	1	11,250	1	11,250	1	7
XAE	Charleston, SC	COLO	1,517	1	1,517	0	0	0	1	1	1,820	1	1,820	0	1,820	1	1,820	0	2
Totals			49,909	11	26,140	2	7	3	4	3	26,140	6	26,140	2	26,140	5	26,140	2	23

BALTIMORE DISTRICT

Site Code	Location	Type of ASC	FP Capacity	FP W/S	Staff Capacity	Guard	FP Tech	FP Tech OA	FP Tech Sup	Part-Time Positions	Bio Capacity	Bio W/S	Staff Capacity	Bio Tech	1-90 Capacity	1-90 W/S	Staff Capacity	1-90 Tech	Total Positions
XBA	Baltimore	COLO	18,750	2	9,375	0	3	1	1	0	11,250	2	11,250	1	11,250	1	11,250	1	7
XBB	Glenmont	ASC	28,125	4	9,375	1	4	2	1	1	22,500	2	11,250	2	11,250	1	11,250	1	12
XBC	Salisbury	COLO	1,213	1	1,213	0	0	0	0	1	1,456	1	1,456	0	1,456	1	1,456	0	1
Totals			48,088	7	20,000	1	7	3	2	2	35,206	5	23,956	3	23,956	3	23,956	2	20

BOSTON DISTRICT

Site Code	Location	Type of ASC	FP Capacity	FP W/S	Staff Capacity	Guard	FP Tech	FP Tech OA	FP Tech Sup	Part-Time Positions	Bio Capacity	Bio W/S	Staff Capacity	Bio Tech	1-90 Capacity	1-90 W/S	Staff Capacity	1-90 Tech	Total Positions
XBD	Boston	ASC	65,625	7	9,375	1	8	3	2	1	22,500	3	11,250	2	11,250	1	11,250	1	18
XBE	Hartford	ASC	9,375	3	9,375	1	2	1	1	1	11,250	1	11,250	1	11,250	1	11,250	1	8
XBF	Providence	ASC	4,549	3	4,549	1	1	0	1	1	5,460	1	5,460	0	5,460	1	5,460	1	5
XBG	Manchester	COLO	3,033	1	3,033	0	1	0	1	0	3,640	1	3,640	0	3,640	1	3,640	0	2
Totals			82,582	14	26,890	3	12	4	6	3	44,890	6	31,600	3	31,600	4	31,600	3	33

BUFFALO DISTRICT

Site Code	Location	Type of ASC	FP Capacity	FP W/S	Staff Capacity	Guard	FP Tech	FP Tech OA	FP Tech Sup	Part-Time Positions	Bio Capacity	Bio W/S	Staff Capacity	Bio Tech	1-90 Capacity	1-90 W/S	Staff Capacity	1-90 Tech	Total Positions
XBH	Buffalo	COLO	3,033	1	3,033	0	1	0	1	0	3,640	1	3,640	0	3,640	1	3,640	0	2
XBI	Albany	COLO	1,517	1	1,517	0	0	0	1	0	1,820	1	1,820	0	1,820	1	1,820	0	1
XBJ	Syracuse	COLO	1,517	1	1,517	0	0	0	1	1	1,820	1	1,820	0	1,820	1	1,820	0	2
Totals			6,067	3	6,067	0	1	0	3	1	7,280	3	7,280	0	7,280	3	7,280	0	5

CLEVELAND DISTRICT

Site Code	Location	Type of ASC	FP Capacity	FP W/S	Staff Capacity	Guard	FP Tech	FP Tech OA	FP Tech Sup	Part-Time Positions	Bio Capacity	Bio W/S	Staff Capacity	Bio Tech	1-90 Capacity	1-90 W/S	Staff Capacity	1-90 Tech	Total Positions
XCK	Cleveland	ASC	6,067	2	6,067	0	1	0	1	1	7,279	1	7,279	1	7,279	1	7,279	1	5
XCL	Cincinnati	COLO	3,033	1	3,033	0	1	0	1	0	3,640	1	3,640	0	3,640	1	3,640	0	2
XCM	Columbus	COLO	2,344	1	2,344	0	0	0	1	1	2,813	1	2,813	0	2,813	1	2,813	0	2
Totals			11,444	4	11,444	0	2	0	3	2	13,732	3	13,732	1	13,732	2	13,732	1	9

INS ASCs Eastern Region

DETROIT DISTRICT

Site Code	Location	Type of ASC	FP Capacity	FP W/S	Staff Capacity	Guard	Tech	QA	Sup	Part-Time Positions	Bio Capacity	Bio W/S	Staff Capacity	Bio Tech	190 Capacity	190 W/S	Staff Capacity	190 Tech	Total Positions
XDK	Detroit	ASC	28,125	3	9,375	1	4	2	1	1	22,500	2	11,250	2	11,250	1	11,250	1	12
XDM	Grand Rapids	ASC	6,067	2	6,067	1	1	0	1	0	7,279	1	7,279	1	7,279	1	7,279	1	6
	*Sault St. Marie POE	COLO	10,000	1	0	0	0	0	0	0	0	0	0	0	0	0	0	0	0
	Total		44,192	6	9,375	2	5	2	2	1	29,779	3	18,529	3	18,529	2	18,529	2	17

* Note - INS staffs POE

MIAMI DISTRICT

Site Code	Location	Type of ASC	FP Capacity	FP W/S	Staff Capacity	Guard	Tech	QA	Sup	Part-Time Positions	Bio Capacity	Bio W/S	Staff Capacity	Bio Tech	190 Capacity	190 W/S	Staff Capacity	190 Tech	Total Positions
XMA	Miami - Hialeah	ASC	37,500	8	9,375	1	5	2	1	2	11,250	4	11,250	1	11,250	1	11,250	1	13
XMB	Miami - Biscayne	ASC	46,875	6	9,375	1	6	2	1	1	22,500	4	11,250	2	11,250	1	11,250	1	14
XMC	Miami - Sweetwater	ASC	28,125	5	9,375	1	4	1	1	2	11,250	2	11,250	1	11,250	1	11,250	1	11
XMD	Ft Lauderdale	ASC	37,500	5	9,375	1	5	2	1	1	22,500	3	11,250	2	11,250	1	11,250	1	13
XME	Orlando	ASC	18,750	3	9,375	1	3	1	1	0	11,250	1	11,250	1	11,250	1	11,250	1	8
XMF	Tampa	ASC	18,750	2	9,375	1	3	1	1	0	11,250	1	11,250	1	11,250	1	11,250	1	8
XMG	Jacksonville	COLO	3,033	1	3,033	0	1	0	1	0	3,640	1	3,640	0	3,640	1	3,640	0	2
XMH	West Palm Beach	ASC	9,375	3	9,375	1	2	1	1	1	11,250	1	11,250	1	11,250	1	11,250	1	8
XMR	Miami Airport POE	COLO	9,100	4	9,100	0	1	0	1	5	0	0	0	0	0	0	0	0	7
	Total		209,008	37	91,000	7	30	10	9	12	104,390	17	82,390	9	82,390	3	82,390	7	84

NEW ORLEANS DISTRICT

Site Code	Location	Type of ASC	FP Capacity	FP W/S	Staff Capacity	Guard	Tech	QA	Sup	Part-Time Positions	Bio Capacity	Bio W/S	Staff Capacity	Bio Tech	190 Capacity	190 W/S	Staff Capacity	190 Tech	Total Positions
XNA	New Orleans	COLO	3,033	2	3,033	1	1	0	1	1	3,640	1	3,640	0	3,640	1	3,640	0	4
XNB	Ft. Smith	COLO	1,517	1	1,517	0	0	0	1	1	1,820	1	1,820	0	1,820	1	1,820	0	2
XNC	Jackson, MS	COLO	1,875	1	1,875	0	0	0	1	1	2,250	1	2,250	0	0	0	0	0	1
XND	Memphis	COLO	1,517	1	1,517	0	0	0	1	1	1,820	1	1,820	0	1,820	1	1,820	0	2
XNE	Nashville	COLO	3,033	1	3,033	1	1	0	1	1	3,640	1	3,640	0	3,640	1	3,640	0	4
XNF	Louisville	COLO	3,033	1	3,033	0	1	0	1	1	3,640	1	3,640	0	3,640	1	3,640	0	3
	Total		14,008	7	14,008	2	3	0	6	6	16,810	6	16,810	0	14,560	6	14,560	0	16

NEW YORK DISTRICT

Site Code	Location	Type of ASC	FP Capacity	FP W/S	Staff Capacity	Guard	Tech	QA	Sup	Part-Time Positions	Bio Capacity	Bio W/S	Staff Capacity	Bio Tech	190 Capacity	190 W/S	Staff Capacity	190 Tech	Total Positions
XNG	New Rochelle	ASC	28,125	4	9,375	1	4	1	1	1	11,250	2	11,250	1	11,250	1	11,250	1	10
XNH	Brooklyn	ASC	103,125	14	9,375	2	12	4	2	3	22,500	3	11,250	2	33,750	3	11,250	3	28
XNJ	Bronx	ASC	37,500	6	9,375	1	5	2	1	1	11,250	3	11,250	1	11,250	1	11,250	1	12
XNK	Manhattan	ASC	37,500	6	9,375	0	5	2	1	1	22,500	2	11,250	2	11,250	1	11,250	1	12
XNL	Hempstead	ASC	18,750	3	9,375	1	3	1	1	1	11,250	2	11,250	1	11,250	1	11,250	1	9
XNM	Queens/Jamaica	ASC	56,250	9	9,375	2	7	2	2	2	11,250	2	11,250	1	11,250	1	11,250	1	17
XNN	Jackson Heights	ASC	37,500	6	9,375	2	5	2	1	1	11,250	2	11,250	1	11,250	1	11,250	1	13
XNR	JFK Airport POE	COLO	37,500	8	9,375	0	4	2	1	6	0	0	0	0	0	0	0	0	13
	Total		350,250	50	93,750	9	45	16	10	16	101,250	16	101,250	9	101,250	9	101,250	9	111

**INS ASCs
Eastern Region**

NEWARK DISTRICT

Site Code	Type of ASC	FP Capacity	FP W/S	Staff Capacity	Guard	FP Tech	FP QA	FP Sup	Part-Time Positions	Bio Capacity	Bio W/S	Staff Capacity	Bio Tech	190 Capacity	190 W/S	Staff Capacity	190 Tech	Total Positions
XND	ASC	112,500	12	9,375	2	13	4	2	2	22,500	8	11,250	2	22,500	2	11,250	2	27
XNP	ASC	18,750	2	9,375	1	3	1	1	0	11,250	1	11,250	1	11,250	1	11,250	1	8
XRE	COLO	9,100	8	9,100	0	1	0	1	9	0	0	0	0	0	0	0	0	11
Totals		140,350	22		3	17	5	4	11	33,750	9		3	33,750	3		3	48

* Two FP workstations are manual (ink) vice DBI.

PHILADELPHIA DISTRICT

Site Code	Type of ASC	FP Capacity	FP W/S	Staff Capacity	Guard	FP Tech	FP QA	FP Sup	Part-Time Positions	Bio Capacity	Bio W/S	Staff Capacity	Bio Tech	190 Capacity	190 W/S	Staff Capacity	190 Tech	Total Positions
XPA	ASC	37,500	6	9,375	1	5	2	1	1	11,250	3	11,250	1	11,250	1	11,250	1	12
XPB	ASC	4,550	2	4,550	1	1	0	1	0	5,460	1	5,460	0	5,460	1	5,460	1	4
XPC	COLO	1,213	1	1,213	0	0	0	0	1	1,456	1	1,456	0	1,456	1	1,456	0	1
XPD	ASC	1,517	1	1,517	0	0	0	1	0	1,820	1	1,820	0	1,820	1	1,820	0	1
XPE	COLO	1,517	1	1,517	0	0	0	1	0	1,820	1	1,820	0	1,820	1	1,820	0	1
Totals		45,297	11		2	6	2	4	2	21,806	7		1	21,806	5		2	19

PORTLAND (ME) DISTRICT

Site Code	Type of ASC	FP Capacity	FP W/S	Staff Capacity	Guard	FP Tech	FP QA	FP Sup	Part-Time Positions	Bio Capacity	Bio W/S	Staff Capacity	Bio Tech	190 Capacity	190 W/S	Staff Capacity	190 Tech	Total Positions
XPJ	COLO	1,213	1	1,213	0	0	0	0	1	1,456	1	1,456	0	1,456	1	1,456	0	1
XPK	COLO	1,517	1	1,517	0	0	0	1	1	1,820	1	1,820	0	1,820	1	1,820	0	2
	COLO	10,000	1	0	0	0	0	0	0	0	0	0	0	0	0	0	0	0
Totals		12,730	3		0	0	0	1	2	3,276	2		0	3,276	2		0	3

* Note - INS staffs POE

SAN JUAN DISTRICT

Site Code	Type of ASC	FP Capacity	FP W/S	Staff Capacity	Guard	FP Tech	FP QA	FP Sup	Part-Time Positions	Bio Capacity	Bio W/S	Staff Capacity	Bio Tech	190 Capacity	190 W/S	Staff Capacity	190 Tech	Total Positions
XPM	ASC	6,067	2	6,067	1	1	0	1	0	7,279	2	7,279	1	7,279	1	7,279	1	5
XPO	COLO	1,517	1	1,517	0	0	0	1	0	1,820	1	1,820	0	1,820	1	1,820	0	1
XPP	COLO	1,517	1	1,517	0	0	0	1	0	1,820	1	1,820	0	1,820	1	1,820	0	1
Totals		9,101	4		1	1	0	3	0	10,919	4		1	10,919	3		1	7

WASHINGTON DISTRICT

Site Code	Type of ASC	FP Capacity	FP W/S	Staff Capacity	Guard	FP Tech	FP QA	FP Sup	Part-Time Positions	Bio Capacity	Bio W/S	Staff Capacity	Bio Tech	190 Capacity	190 W/S	Staff Capacity	190 Tech	Total Positions
XBE	ASC	56,250	6	9,375	1	7	3	2	1	22,500	5	11,250	2	11,250	1	11,250	1	17
XBF	COLO	3,033	1	3,033	0	1	0	1	1	3,640	1	3,640	0	3,640	1	3,640	0	3
Totals		59,283	7		1	8	3	3	2	26,140	6		2	14,890	2		1	20

Eastern Region Grand Totals		1,089,309	192	33	144	48	58	63	37	40,266	86	33	416
-----------------------------	--	-----------	-----	----	-----	----	----	----	----	--------	----	----	-----

INS ASCS Central Region

CHICAGO DISTRICT

Site Code	Location	Type of ASC	FP Capacity	FP W/S	Staff Capacity	Guard	FP Tech	FP Tech QA	FP Tech Sub	Part-Time Positions	Bio Capacity	Bio W/S	Staff Capacity	Bio Tech	1-90 Capacity	1-90 W/S	Staff Capacity	1-90 Tech	Total Positions
XGA	Chicago-Norridge	ASC	37,500	4	9,375	1	5	2	1	1	33,750	3	11,250	3	11,250	1	11,250	1	14
XGB	Chicago-Pulaski	ASC	37,500	4	9,375	1	5	2	1	1	33,750	3	11,250	3	11,250	2	11,250	1	14
XGC	Chicago-Broadway	ASC	28,125	4	9,375	1	4	2	1	1	22,500	3	11,250	2	11,250	1	11,250	1	12
XGD	Naperville	ASC	28,125	4	9,375	1	4	2	1	1	22,500	3	11,250	2	11,250	1	11,250	1	12
XGE	Waukegan	ASC	6,067	3	6,067	1	1	0	1	1	7,279	1	7,279	1	7,279	1	7,279	1	6
XGF	Hammond	ASC	4,549	2	4,549	0	1	0	1	1	5,460	1	5,460	0	5,460	1	5,460	0	5
XGG	Indianapolis	COLO	3,033	1	3,033	0	1	0	1	1	3,640	1	3,640	0	3,640	1	3,640	0	3
XGH	Milwaukee	COLO	6,067	2	6,067	0	1	0	1	1	7,279	1	7,279	1	7,279	1	7,279	1	5
XHC	O'Hare Airport POE	COLO	9,100	3	9,100	0	1	0	1	2	0	0	0	0	0	0	0	0	4
		Totals	160,068	27	66,231	6	23	8	9	10	139,158	18	63,658	13	63,658	9	63,658	6	75

DALLAS DISTRICT

Site Code	Location	Type of ASC	FP Capacity	FP W/S	Staff Capacity	Guard	FP Tech	FP Tech QA	FP Tech Sub	Part-Time Positions	Bio Capacity	Bio W/S	Staff Capacity	Bio Tech	1-90 Capacity	1-90 W/S	Staff Capacity	1-90 Tech	Total Positions
XDA	Dallas North	ASC	46,875	5	9,375	1	6	3	2	1	45,000	4	11,250	4	33,750	3	11,250	3	20
XDB	Dallas South	ASC	28,125	3	9,375	1	4	1	1	0	11,250	1	11,250	1	11,250	1	11,250	1	9
XDC	Ft. Worth	ASC	18,750	3	9,375	1	3	2	1	1	22,500	2	11,250	2	22,500	2	11,250	2	12
XDD	Lubbock	ASC	3,033	2	3,033	1	1	0	1	1	3,640	2	3,640	0	3,640	1	3,640	0	4
XDE	Oklahoma City	COLO	4,549	1	4,549	0	1	0	1	1	5,460	1	5,460	0	5,460	1	5,460	0	4
		Totals	101,332	14	46,875	4	15	6	6	4	87,850	10	67,850	8	76,900	8	76,900	6	49

DENVER DISTRICT

Site Code	Location	Type of ASC	FP Capacity	FP W/S	Staff Capacity	Guard	FP Tech	FP Tech QA	FP Tech Sub	Part-Time Positions	Bio Capacity	Bio W/S	Staff Capacity	Bio Tech	1-90 Capacity	1-90 W/S	Staff Capacity	1-90 Tech	Total Positions
XDF	Denver	ASC	37,500	4	9,375	1	5	2	1	1	22,500	2	11,250	2	11,250	2	11,250	1	13
XDG	Grand Junction	ASC	1,517	1	1,517	0	0	0	1	0	1,820	1	1,820	0	1,820	1	1,820	0	1
XDH	Casper	COLO	1,213	1	1,213	0	0	0	0	1	1,456	1	1,456	0	1,456	1	1,456	0	1
XDI	Salt Lake City/Taylorville	ASC	6,067	2	6,067	1	1	0	1	1	7,279	1	7,279	1	7,279	1	7,279	1	6
		Totals	46,297	8	26,172	2	6	2	3	3	33,055	5	33,055	3	21,805	5	21,805	2	21

EL PASO DISTRICT

Site Code	Location	Type of ASC	FP Capacity	FP W/S	Staff Capacity	Guard	FP Tech	FP Tech QA	FP Tech Sub	Part-Time Positions	Bio Capacity	Bio W/S	Staff Capacity	Bio Tech	1-90 Capacity	1-90 W/S	Staff Capacity	1-90 Tech	Total Positions
XEA	El Paso	ASC	37,500	4	9,375	1	5	2	1	1	22,500	4	11,250	2	11,250	2	11,250	1	13
XEB	Odessa	ASC	4,549	1	4,549	1	1	0	1	1	5,460	1	5,460	1	5,460	1	5,460	0	5
XEC	Albuquerque	ASC	9,375	1	9,375	1	2	1	1	0	11,250	1	11,250	1	11,250	1	11,250	1	7
		Totals	51,424	6	23,299	3	8	3	2	2	39,210	6	39,210	4	27,960	4	27,960	2	25

HARLINGEN DISTRICT

Site Code	Location	Type of ASC	FP Capacity	FP W/S	Staff Capacity	Guard	FP Tech	FP Tech QA	FP Tech Sub	Part-Time Positions	Bio Capacity	Bio W/S	Staff Capacity	Bio Tech	1-90 Capacity	1-90 W/S	Staff Capacity	1-90 Tech	Total Positions
XFA	McAllen	ASC	18,750	2	9,375	1	3	1	1	1	11,250	2	11,250	1	11,250	1	11,250	1	9
XFB	Brownsville	ASC	6,067	2	6,067	1	1	0	1	1	7,279	2	7,279	1	7,279	1	7,279	1	6
		Totals	24,817	4	15,442	2	4	1	2	2	18,529	4	18,529	2	18,529	2	18,529	2	15

**INS ASCs
Central Region**

HELENA DISTRICT

Site Code	Location	Type of ASC	FP Capacity	FP W/S	Staff Capacity	Guard	Tech	FP	FP	Part-Time Positions	Bio Capacity	Bio W/S	Staff Capacity	Bio Tech	1-90 Capacity	1-90 W/S	Staff Capacity	1-90 Tech	Total Positions
XHC	Helena	COLO	1,213	1	1,213	0	0	0	0	1	1,456	1	1,456	0	1,456	1	1,456	0	1
XHD	Boise	COLO	1,517	1	1,517	0	0	0	1	1	1,820	1	1,820	0	1,820	0	1,820	0	2
XHE	Idaho Falls	COLO	1,213	1	1,213	0	0	0	0	1	1,456	1	1,456	0	1,456	1	1,456	0	1
	Totals		3,943	3		0	0	0	1	3	4,732	3	4,732	0	4,732	3		0	4

HOUSTON DISTRICT

Site Code	Location	Type of ASC	FP Capacity	FP W/S	Staff Capacity	Guard	Tech	FP	FP	Part-Time Positions	Bio Capacity	Bio W/S	Staff Capacity	Bio Tech	1-90 Capacity	1-90 W/S	Staff Capacity	1-90 Tech	Total Positions
XHF	Houston-Southeast	ASC	46,875	5	9,375	1	6	2	1	1	11,250	3	11,250	1	22,500	2	11,250	2	14
XHI	Houston-Southwest	ASC	46,875	5	9,375	1	6	3	2	1	33,750	3	11,250	3	22,500	2	11,250	2	18
XHU	Houston-Northwest	ASC	37,500	4	9,375	1	5	1	1	0	11,250	1	11,250	1	11,250	1	11,250	1	10
	Totals		131,250	14		3	17	6	4	2	56,250	7		5	56,250	5		5	42

KANSAS CITY DISTRICT

Site Code	Location	Type of ASC	FP Capacity	FP W/S	Staff Capacity	Guard	Tech	FP	FP	Part-Time Positions	Bio Capacity	Bio W/S	Staff Capacity	Bio Tech	1-90 Capacity	1-90 W/S	Staff Capacity	1-90 Tech	Total Positions
XKA	Kansas City	COLO	4,550	1	4,550	0	1	0	1	0	5,460	1	5,460	1	5,460	1	5,460	0	3
XKE	Wichita	COLO	1,517	1	1,517	0	0	0	1	1	1,820	1	1,820	0	1,820	1	1,820	0	2
XKC	St. Louis	COLO	3,033	1	3,033	0	1	0	1	0	3,640	1	3,640	0	3,640	1	3,640	0	2
	Totals		9,100	3		0	2	0	3	1	10,920	3		1	10,920	3		0	7

OMAHA DISTRICT

Site Code	Location	Type of ASC	FP Capacity	FP W/S	Staff Capacity	Guard	Tech	FP	FP	Part-Time Positions	Bio Capacity	Bio W/S	Staff Capacity	Bio Tech	1-90 Capacity	1-90 W/S	Staff Capacity	1-90 Tech	Total Positions
XOA	Omaha	COLO	3,033	1	3,033	0	1	0	1	1	3,640	1	3,640	0	3,640	1	3,640	0	3
XOB	Des Moines	COLO	3,033	1	3,033	0	1	0	1	0	3,640	1	3,640	0	3,640	1	3,640	0	2
	Totals		6,066	2		0	2	0	2	1	7,280	2		0	7,280	2		0	5

SAN ANTONIO DISTRICT

Site Code	Location	Type of ASC	FP Capacity	FP W/S	Staff Capacity	Guard	Tech	FP	FP	Part-Time Positions	Bio Capacity	Bio W/S	Staff Capacity	Bio Tech	1-90 Capacity	1-90 W/S	Staff Capacity	1-90 Tech	Total Positions
XSA	San Antonio	ASC	28,125	4	9,375	1	4	2	1	1	33,750	3	11,250	3	22,500	2	11,250	2	14
XSX	Laredo	ASC	1,517	1	1,517	0	0	0	1	1	1,820	1	1,820	0	1,820	1	1,820	0	2
	Totals		29,642	5		1	4	2	2	2	35,570	4		3	24,320	3		2	16

**INS ASCs
Central Region**

ST. PAUL DISTRICT

Site	Location	Type of ASC	FP Capacity	FP W/S	Staff Capacity	Guard	Tech	QA	Sup	Part-Time Positions	Bio Capacity	Bio W/S	Staff Capacity	Bio Tech	I-90 Capacity	I-90 W/S	Staff Capacity	I-90 Tech	Total Positions
XS	St. Paul	ASC	18,750	3	9,375	1	3	1	1	1	11,250	1	11,250	1	11,250	1	11,250	1	9
XS	Rapid City	COLO	1,213	1	1,213	0	0	0	0	1	1,456	1	1,456	0	1,456	1	1,456	0	1
XS	Fargo	COLO	1,213	1	1,213	0	0	0	0	1	1,456	1	1,456	0	1,456	1	1,456	0	1
XS	Sioux Falls	COLO	1,213	1	1,213	0	0	0	0	1	1,456	1	1,456	0	1,456	1	1,456	0	1
XS	Duluth	COLO	1,213	1	1,213	0	0	0	0	1	1,456	1	1,456	0	1,456	1	1,456	0	1
Totals:			23,802	7		1	3	1	1	5	17,074	5	17,074	1	17,074	5	17,074	1	13
Central Region Grand Totals			587,539	93		22	84	29	36	35	446,828	55	446,828	40	334,128	49	334,128	25	272

INS ASCS
Western Region

ANCHORAGE DISTRICT

Site Code	Location	Type of ASC	FP Capacity	FP W/S	FP Capacity	FP Tech	FP OA	FP Sup	Part-Time Positions	Bio Capacity	Bio W/S	Staff Capacity	Bio Tech	I-90 Capacity	I-90 W/S	Staff Capacity	I-90 Tech	Total Positions
XAA	Anchorage	COLO	3,033	1	3,033	0	1	0	0	3,640	1	3,640	0	3,640	1	3,640	0	2
Totals			3,033	1	3,033	0	1	0	0	3,640	1	3,640	0	3,640	1	3,640	0	2

HONOLULU DISTRICT

Site Code	Location	Type of ASC	FP Capacity	FP W/S	FP Capacity	FP Tech	FP OA	FP Sup	Part-Time Positions	Bio Capacity	Bio W/S	Staff Capacity	Bio Tech	I-90 Capacity	I-90 W/S	Staff Capacity	I-90 Tech	Total Positions
XPF	Honolulu	ASC	6,067	2	6,067	1	1	0	1	7,279	1	7,279	1	7,279	1	7,279	1	6
XHC	Agana	COLO	3,033	1	3,033	0	1	0	0	3,640	1	3,640	0	3,640	1	3,640	0	2
Totals			9,100	3	9,100	1	2	0	1	10,919	2	10,919	1	10,919	2	10,919	1	8

LOS ANGELES DISTRICT

Site Code	Location	Type of ASC	FP Capacity	FP W/S	FP Capacity	FP Tech	FP OA	FP Sup	Part-Time Positions	Bio Capacity	Bio W/S	Staff Capacity	Bio Tech	I-90 Capacity	I-90 W/S	Staff Capacity	I-90 Tech	Total Positions
XUB	Pomona	ASC	28,125	4	9,375	1	4	1	0	11,250	1	11,250	1	11,250	1	11,250	1	9
XLO	El Monte	ASC	75,000	8	9,375	2	9	4	1	67,500	6	11,250	6	33,750	3	11,250	3	27
XLO	Gardena	ASC	46,875	5	9,375	2	6	3	2	45,000	4	11,250	4	22,500	3	11,250	2	20
XLE	Van Nuys	ASC	56,250	6	9,375	2	7	3	2	67,500	7	11,250	6	33,750	3	11,250	3	25
XLF	Belflower	ASC	37,500	4	9,375	2	5	3	2	33,750	4	11,250	3	22,500	3	11,250	2	18
XLG	Fairfax	ASC	28,125	3	9,375	1	4	2	1	11,250	2	11,250	2	11,250	1	11,250	1	12
XUH	Santa Ana	ASC	84,375	9	9,375	2	10	3	2	33,750	5	11,250	3	22,500	2	11,250	2	24
XLI	Buena Park	ASC	37,500	4	9,375	1	5	2	1	22,500	3	11,250	2	11,250	1	11,250	1	13
XLI	Riverside	ASC	56,250	6	9,375	2	7	3	2	33,750	5	11,250	3	22,500	3	11,250	2	21
XLK	Oxnard	ASC	18,750	4	9,375	1	3	1	1	11,250	1	11,250	1	11,250	1	11,250	1	8
XLL	Goleta	ASC	9,375	2	9,375	1	2	1	1	11,250	1	11,250	1	11,250	1	11,250	1	8
XLM	Whshire	ASC	65,625	7	9,375	2	8	3	2	33,750	6	11,250	3	22,500	2	11,250	2	21
XRB	LAX Airport POE	COLO	9,100	6	9,100	0	1	0	1	0	0	0	0	0	0	0	0	10
Totals			552,850	63	19,375	19	71	29	20	382,500	45	238,750	33	238,750	24	238,750	21	216

PHOENIX DISTRICT

Site Code	Location	Type of ASC	FP Capacity	FP W/S	FP Capacity	FP Tech	FP OA	FP Sup	Part-Time Positions	Bio Capacity	Bio W/S	Staff Capacity	Bio Tech	I-90 Capacity	I-90 W/S	Staff Capacity	I-90 Tech	Total Positions
XPF	Las Vegas	ASC	28,125	3	9,375	1	4	2	1	22,500	2	11,250	2	11,250	2	11,250	1	12
XBG	Tucson	ASC	6,067	2	6,067	1	1	0	1	7,279	2	7,279	1	7,279	1	7,279	1	6
XPH	Reno	COLO	3,033	1	3,033	0	1	0	0	3,640	1	3,640	0	3,640	1	3,640	0	2
XPI	Yuma	ASC	3,033	1	3,033	0	1	0	0	3,640	1	3,640	0	3,640	1	3,640	0	2
XPD	Phoenix	ASC	37,500	4	9,375	1	5	2	1	11,250	4	11,250	1	11,250	2	11,250	1	11
Totals			77,768	11	33,750	3	12	4	5	48,308	10	37,069	4	37,069	7	37,069	3	33

PORTLAND (OR) DISTRICT

Site Code	Location	Type of ASC	FP Capacity	FP W/S	FP Capacity	FP Tech	FP OA	FP Sup	Part-Time Positions	Bio Capacity	Bio W/S	Staff Capacity	Bio Tech	I-90 Capacity	I-90 W/S	Staff Capacity	I-90 Tech	Total Positions
XPL	Portland, OR	ASC	37,500	4	9,375	1	5	1	1	11,250	2	11,250	1	11,250	2	11,250	1	10
Totals			37,500	4	9,375	1	6	1	1	11,250	2	11,250	1	11,250	2	11,250	1	10

**INS ASCs
Western Region**

• Two FP workstations are manual (ink) vice DBI.
SAN DIEGO DISTRICT

Site Code	Location	Type of ASC	FP Capacity	FP W/S	Staff Capacity	Guard	FP Tech	QA	Sup	Part-Time Positions	Bio Capacity	Bio W/S	Staff Capacity	Bio Tech	1-90 Capacity	1-90 W/S	Staff Capacity	1-90 Tech	Total Positions
XSB	San Diego	ASC	37,500	4	9,375	1	5	2	1	1	33,750	4	11,250	3	11,250	2	11,250	1	14
XSC	San Marcos	ASC	18,750	2	9,375	1	3	1	1	1	11,250	2	11,250	1	11,250	1	11,250	1	9
XSD	Calexico	COLO	1,517	1	1,517	0	0	0	1	1	1,820	1	1,820	0	1,820	1	1,820	0	2
Totals			57,767	7	19,269	2	8	3	3	3	46,820	7	24,320	4	24,320	4	24,320	2	25

SAN FRANCISCO DISTRICT

Site Code	Location	Type of ASC	FP Capacity	FP W/S	Staff Capacity	Guard	FP Tech	QA	Sup	Part-Time Positions	Bio Capacity	Bio W/S	Staff Capacity	Bio Tech	1-90 Capacity	1-90 W/S	Staff Capacity	1-90 Tech	Total Positions
XFB	Oakland	ASC	46,875	6	9,375	1	6	2	1	1	22,500	3	11,250	2	11,250	1	11,250	1	14
XFD	Santa Rosa	ASC	6,067	2	6,067	1	1	0	1	0	7,279	1	7,279	1	7,279	1	7,279	1	5
XFE	Salinas	ASC	9,375	2	9,375	1	2	1	1	1	11,250	1	11,250	1	11,250	2	11,250	1	8
XFF	Sacramento	ASC	37,500	4	9,375	1	5	2	1	1	11,250	2	11,250	1	11,250	1	11,250	1	12
XFG	Modesto	ASC	6,067	2	6,067	1	1	0	1	0	7,279	2	7,279	1	7,279	2	7,279	1	5
XFH	Fresno	ASC	37,500	4	9,375	1	5	2	1	1	22,500	3	11,250	2	11,250	2	11,250	1	13
XFI	Bakersfield	ASC	6,067	2	6,067	1	1	0	1	0	7,279	1	7,279	1	7,279	2	7,279	1	5
XFJ	San Francisco	ASC	56,250	10	9,375	2	7	2	2	2	11,250	3	11,250	1	11,250	2	11,250	1	17
XFK	San Jose	ASC	65,625	7	9,375	1	8	3	2	1	33,750	3	11,250	3	11,250	2	11,250	1	19
Totals			271,325	39	69,375	10	38	12	11	7	134,337	19	69,337	15	69,337	15	69,337	9	95

SEATTLE DISTRICT

Site Code	Location	Type of ASC	FP Capacity	FP W/S	Staff Capacity	Guard	FP Tech	QA	Sup	Part-Time Positions	Bio Capacity	Bio W/S	Staff Capacity	Bio Tech	1-90 Capacity	1-90 W/S	Staff Capacity	1-90 Tech	Total Positions
XSE	Seattle	ASC	37,500	4	9,375	1	5	2	1	0	22,500	4	11,250	2	11,250	1	11,250	1	12
XSF	Spokane	COLO	1,517	1	1,517	0	0	0	1	1	1,820	1	1,820	0	1,820	1	1,820	0	2
XSG	Richland	COLO	1,517	1	1,517	0	0	0	1	0	1,820	1	1,820	0	1,820	1	1,820	0	1
XSH	Yakima	COLO	3,033	1	3,033	0	1	0	1	0	3,640	1	3,640	0	3,640	1	3,640	0	2
Totals			43,567	7	15,262	1	6	2	4	1	28,780	7	28,780	2	28,780	4	28,780	1	17

Western Region Grand Totals

Western Region Grand Totals			1,052,901	140	267,555	37	141	51	47	35	857,555	91	431,305	59	431,305	59	431,305	38	409
------------------------------------	--	--	------------------	------------	----------------	-----------	------------	-----------	-----------	-----------	----------------	-----------	----------------	-----------	----------------	-----------	----------------	-----------	------------

AMENDMENT OF SOLICITATION/MODIFICATION OF CONTRACT			1. CONTRACT ID CODE	PAGE OF PAGES 1 2
---	--	--	---------------------	------------------------

2. AMENDMENT/MODIFICATION NO. 039	3. EFF. DATE 06/04/2002	4. REQUISITION/PURCHASE REQ. NO. PRO-2-00000	5. PROJECT NO. (If applicable)
--------------------------------------	----------------------------	---	--------------------------------

6. ISSUED BY Immigration & Naturalization Svc Headquarters Procurement 425 I Street NW Room 2208 Washington, D.C. 20536	CODE HQPRO	7. ADMINISTERED BY (If other than Item 6) Immigration & Naturalization Svc Headquarters Procurement Div 425 I Street, NW Room 2208 Washington, D.C. 20536	CODE HQPRO
---	---------------	---	---------------

8. NAME AND ADDRESS OF CONTRACTOR (No., street, county, State and Zip Code) VINNELL CORPORATION TIN: 541467670 Attn: Michael Uster 12150 E. Monument Drive Suite 800 FairFax VA 22033	9A. AMENDMENT OF SOLICITATION NO.
	9B. DATED (SEE ITEM 11)
	10A. MODIFICATION OF CONTRACT/ORDER NO. COW-9-C-0015 /
	10B. DATED (SEE ITEM 13) 07/01/1999

11. THIS ITEM ONLY APPLIES TO AMENDMENTS OF SOLICITATIONS

The above numbered solicitation is amended as set forth in Item 14. The hour and date specified for receipt of Offers is extended, is not extended. Offers must acknowledge receipt of this amendment prior to the hour and date specified in the solicitation or as amended, by one of the following methods:

(a) By completing Items 8 and 15, and returning _____ copies of the amendment; (b) By acknowledging receipt of this amendment on each copy of the offer submitted; or (c) By separate letter or telegram which includes a reference to the solicitation and amendment numbers. FAILURE OF YOUR ACKNOWLEDGEMENT TO BE RECEIVED AT THE PLACE DESIGNATED FOR THE RECEIPT OF OFFERS PRIOR TO THE HOUR AND DATE SPECIFIED MAY RESULT IN REJECTION OF YOUR OFFER. If by virtue of this amendment you desire to change an offer already submitted, such change may be made by telegram or letter, provided each telegram or letter makes reference to the solicitation and this amendment, and is received prior to the opening hour and date specified.

12. ACCOUNTING AND APPROPRIATION DATA (If required)
N/A

NET CHANGES: \$ 0.00

13. THIS ITEM APPLIES ONLY TO MODIFICATIONS OF CONTRACTS/ORDERS, IT MODIFIES THE CONTRACT/ORDER NO. AS DESCRIBED IN ITEM 14.

A. THIS CHANGE ORDER IS ISSUED PURSUANT TO: (Specify authority) THE CHANGES SET FORTH IN ITEM 14 ARE MADE IN THE CONTRACT ORDER NO. IN ITEM 10A.
X B. THE ABOVE NUMBERED CONTRACT/ORDER IS MODIFIED TO REFLECT THE ADMINISTRATIVE CHANGES (Such as changes in paying office, appropriation date, etc.) SET FORTH IN ITEM 14, PURSUANT TO THE AUTHORITY OF FAR 43.103 (b).
C. THIS SUPPLEMENTAL AGREEMENT IS ENTERED INTO PURSUANT TO AUTHORITY OF:
D. OTHER (Specify type of modification and authority) Mutual Agreement of the Parties


E. IMPORTANT: Contractor is not is required to sign this document and return 2 copies to issuing office.

14. DESCRIPTION OF AMENDMENT/MODIFICATION (Organized by UCF section headings, including solicitation/contract subject matter where feasible.)

This modification revises Attachment (3) and replaces one (1) Key Personnel.

1. Revised Attachment (3), dated 5/28/2002, is hereby incorporated into and made part of COW-9-C-0015 replacing all previous versions of Attachment (3). The revised attachment changes the total number of Vinnell staff from 1,097 to 1,099 for a net increase of two (2) contractor staff. One part-time fingerprint technician is added to Albany and one guard is added to Laredo. The changes are specified in the attached separate sheet.

2. Pursuant to the provisions of Clause H-2, "Key Personnel" of the contract, Except as provided herein, all terms and conditions of the document referenced in Item 9A or 10A, as heretofore changed, remains unchanged and in full force and effect.

15A. NAME AND TITLE OF SIGNER (Type or print)	16A. NAME AND TITLE OF CONTRACTING OFFICER (Type or print) JOHN A. RUSSO, JR., CHIEF, IT BRANCH
15B. CONTRACTOR/OFFEROR (Signature of person authorized to sign)	15C. DATE SIGNED
16B. UNITED STATES OF AMERICA BY  (Signature of Contracting Officer)	16C. DATE SIGNED 6/4/02

Vendor Official Requestor
 Receiving G104 Oblig. Other

STANDARD FORM 30 (REV. 10-83)
Prescribed by GSA FAR (48 CFR) 53.243

AMENDMENT OF SOLICITATION/MODIFICATION OF CONTRACT - Continuation			1. CONTRACT ID CODE	
2. AMENDMENT/MODIFICATION NO. 039	3. EFF. DATE 06/04/2002	4. REQUISITION/PURCHASE REQ. NO. PRO-2-00000	PAGE OF	PAGES
			2	2

14. DESCRIPTION OF AMENDMENT/MODIFICATION (Organized by UCF section headings, including solicitation/contract subject matter where feasible.)

the parties hereby agree to the following substitution: Mr. Tom Wilson becomes the On-Site Program Manager in place of Mr. Chandler Robbins.

3. All other terms and conditions remain unchanged.

4. Point of contact for this modification is Jeanette Housen, (202) 305-3113.

Summary of Contract Modifications

Site	Workstation Modifications				Comment
	DBI	Manual (Ink)	Biometrics	E-90	
None					
Total	0	0	0	0	

Site	Staffing Modifications					Comment
	Site Supervisor	QA Specialist	FP Tech	Guard	Part Time	
Albany						
Laredo				1		Fingerprint technician
Total	0	0	0	1	1	

Other Modifications

INS Fingerprint Program Summary

EASTERN	ASC COLO Total			FP Capacity	FP W/S	FP				Part-Time Positions	Bio Capacity	Bio W/S	Bio Tech	I-90 Capacity	I-90 W/S	I-90 Tech	Total Positions
	ASC	COLO	Total	Capacity	W/S	Guard	Tech	QA	Sup		Capacity	W/S	Tech	Capacity	W/S	Tech	
Atlanta	2	2	4	49,909	11	2	7	3	4	3	26,140	6	2	26,140	5	2	23
Baltimore	1	2	3	48,088	7	1	7	3	2	2	35,206	5	3	23,956	3	2	20
Boston	3	1	4	82,582	14	3	12	4	5	3	42,850	6	3	31,600	4	3	33
Buffalo	0	3	3	6,067	3	0	1	0	3	2	7,280	3	0	7,280	3	0	6
Cleveland	1	2	3	11,444	4	0	2	0	3	2	13,732	3	1	10,919	2	1	9
Detroit	2	1	3	44,192	6	2	5	2	2	1	29,779	3	3	18,529	2	2	17
Miami	7	2	9	209,008	37	7	30	10	9	12	104,890	17	9	82,390	8	7	84
New Orleans	0	6	6	14,008	7	2	3	0	5	6	16,810	6	0	14,560	5	0	16
New York	7	1	8	356,250	56	9	45	16	10	16	101,250	16	9	101,250	9	9	114
Newark	2	1	3	140,350	22	3	17	5	4	11	33,750	9	3	33,750	3	3	46
Philadelphia	3	2	5	46,297	11	2	6	2	4	2	21,806	7	1	21,806	5	2	19
Portland (ME)	0	3	3	12,730	3	0	0	0	1	2	3,276	2	0	3,276	2	0	3
San Juan	1	2	3	9,101	4	1	1	0	3	0	10,919	4	1	10,919	3	1	7
Washington DC	1	1	2	59,283	7	1	8	3	3	2	26,140	6	2	14,890	2	1	20
Sub-total	30	29	59	1,089,309	192	33	144	78	58	64	473,828	93	37	401,265	56	33	417

CENTRAL	ASC COLO Total			FP Capacity	FP W/S	FP				Part-Time Positions	Bio Capacity	Bio W/S	Bio Tech	I-90 Capacity	I-90 W/S	I-90 Tech	Total Positions
	ASC	COLO	Total	Capacity	W/S	Guard	Tech	QA	Sup		Capacity	W/S	Tech	Capacity	W/S	Tech	
Chicago	6	3	9	160,066	27	6	23	8	9	10	136,158	16	13	68,658	9	6	75
Dallas	4	1	5	101,332	14	4	15	6	6	4	87,850	10	8	76,600	8	6	49
Denver	3	1	4	46,297	8	2	6	2	3	3	33,055	5	3	21,805	5	2	21
El Paso	3	0	3	51,424	6	3	8	3	3	2	39,210	6	4	27,960	4	2	25
Harlingen	2	0	2	24,817	4	2	4	1	2	2	18,529	4	2	18,529	2	2	15
Helena	0	3	3	3,943	3	0	0	0	1	3	4,732	3	0	4,732	3	0	4
Houston	3	0	3	131,250	14	3	17	6	4	2	56,250	7	5	56,250	5	5	42
Kansas City	0	3	3	9,100	3	0	2	0	3	1	10,920	3	1	10,920	3	0	7
Omaha	0	2	2	6,066	2	0	2	0	2	1	7,280	2	0	7,280	2	0	5
San Antonio	2	0	2	29,642	5	2	4	2	2	2	35,570	4	3	24,320	3	2	17
St. Paul	1	4	5	23,602	7	1	3	1	1	5	17,074	5	1	17,074	5	1	13
Sub-total	24	17	41	587,539	93	23	84	29	36	35	446,628	65	40	334,126	49	26	273

WESTERN	ASC COLO Total			FP Capacity	FP W/S	FP				Part-Time Positions	Bio Capacity	Bio W/S	Bio Tech	I-90 Capacity	I-90 W/S	I-90 Tech	Total Positions
	ASC	COLO	Total	Capacity	W/S	Guard	Tech	QA	Sup		Capacity	W/S	Tech	Capacity	W/S	Tech	
Anchorage	0	1	1	3,033	1	0	1	0	1	0	3,640	1	0	3,640	1	0	2
Honolulu	1	1	2	9,100	3	1	2	0	2	1	10,919	2	1	10,919	2	1	8
Los Angeles	12	1	13	552,850	68	19	71	29	20	21	382,500	45	35	236,250	24	21	216
Phoenix	4	1	5	77,758	11	3	12	4	5	2	48,309	10	4	37,059	7	3	33
Portland (OR)	1	0	1	37,500	4	1	5	1	1	0	11,250	2	1	11,250	2	1	10
San Diego	2	1	3	57,767	7	2	8	3	3	3	46,820	7	4	24,320	4	2	25
San Francisco	9	0	9	271,326	39	10	36	12	11	7	134,337	19	13	89,337	15	9	98
Seattle	1	3	4	43,567	7	1	6	2	4	1	29,780	7	2	18,530	4	1	17
Sub-total	30	8	38	1,052,901	140	37	141	51	47	35	667,555	93	60	431,305	59	38	409

GRAND TOTAL	ASC COLO Total			FP Capacity	FP W/S	FP				Part-Time Positions	Bio Capacity	Bio W/S	Bio Tech	I-90 Capacity	I-90 W/S	I-90 Tech	Total Positions
	ASC	COLO	Total	Capacity	W/S	Guard	Tech	QA	Sup		Capacity	W/S	Tech	Capacity	W/S	Tech	
GRAND TOTAL	64	54	138	2,729,749	425	93	369	128	141	134	1,588,011	251	137	1,166,698	164	97	1,099

Notes:

1. Two DBI machines in storage at Wilshire.

INS ASCs Eastern Region

ATLANTA DISTRICT

Site Code	Location	Type of ASC	FP Capacity	FP W/S	Staff Capacity	Guard	Tech	QA	Sup	Part-Time Positions	Bio Capacity	Bio W/S	Staff Capacity	Bio Tech	I-90 Capacity	I-90 W/S	Staff Capacity	I-90 Tech	Total Positions
XAB	Birmingham	COLO	1,517	1	1,517	0	0	0	1	1	1,820	1	1,820	0	1,820	1	1,820	0	2
XAC	Atlanta	ASC	37,500	6	9,375	1	5	2	1	1	11,250	3	11,250	1	11,250	2	11,250	1	12
XAD	Charlotte	ASC	9,375	3	9,375	1	2	1	1	0	11,250	1	11,250	1	11,250	1	11,250	1	7
XAE	Charleston, SC	COLO	1,517	1	1,517	0	0	0	1	1	1,820	1	1,820	0	1,820	1	1,820	0	2
Totals			49,909	11		2	7	3	4	3	26,140	6		2	26,140	5		2	23

BALTIMORE DISTRICT

Site Code	Location	Type of ASC	FP Capacity	FP W/S	Staff Capacity	Guard	Tech	QA	Sup	Part-Time Positions	Bio Capacity	Bio W/S	Staff Capacity	Bio Tech	I-90 Capacity	I-90 W/S	Staff Capacity	I-90 Tech	Total Positions
XBA	Baltimore	COLO	18,750	2	9,375	0	3	1	1	0	11,250	2	11,250	1	11,250	1	11,250	1	7
XBB	Glenmont	ASC	28,125	4	9,375	1	4	2	1	1	22,500	2	11,250	2	11,250	1	11,250	1	12
XBC	Salisbury	COLO	1,213	1	1,213	0	0	0	0	1	1,456	1	1,456	0	1,456	1	1,456	0	1
Totals			48,088	7		1	7	3	2	2	35,206	5		3	23,956	3		2	20

BOSTON DISTRICT

Site Code	Location	Type of ASC	FP Capacity	FP W/S	Staff Capacity	Guard	Tech	QA	Sup	Part-Time Positions	Bio Capacity	Bio W/S	Staff Capacity	Bio Tech	I-90 Capacity	I-90 W/S	Staff Capacity	I-90 Tech	Total Positions
XBD	Boston	ASC	65,625	7	9,375	1	8	3	2	1	22,500	3	11,250	2	11,250	1	11,250	1	18
XBE	Hartford	ASC	9,375	3	9,375	1	2	1	1	1	11,250	1	11,250	1	11,250	1	11,250	1	8
XBF	Providence	ASC	4,549	3	4,549	0	1	0	1	1	5,460	1	5,460	0	5,460	1	5,460	1	5
XBG	Manchester	COLO	3,033	1	3,033	0	1	0	1	0	3,640	1	3,640	0	3,640	1	3,640	0	2
Totals			82,582	14		3	12	4	5	3	42,850	6		3	31,600	4		3	33

BUFFALO DISTRICT

Site Code	Location	Type of ASC	FP Capacity	FP W/S	Staff Capacity	Guard	Tech	QA	Sup	Part-Time Positions	Bio Capacity	Bio W/S	Staff Capacity	Bio Tech	I-90 Capacity	I-90 W/S	Staff Capacity	I-90 Tech	Total Positions
XBH	Buffalo	COLO	3,033	1	3,033	0	1	0	1	0	3,640	1	3,640	0	3,640	1	3,640	0	2
XBI	Albany	COLO	1,517	1	1,517	0	0	0	1	1	1,820	1	1,820	0	1,820	1	1,820	0	2
XBJ	Syracuse	COLO	1,517	1	1,517	0	0	0	1	1	1,820	1	1,820	0	1,820	1	1,820	0	2
Totals			6,067	3		0	1	0	3	2	7,280	3		0	7,280	3		0	6

CLEVELAND DISTRICT

Site Code	Location	Type of ASC	FP Capacity	FP W/S	Staff Capacity	Guard	Tech	QA	Sup	Part-Time Positions	Bio Capacity	Bio W/S	Staff Capacity	Bio Tech	I-90 Capacity	I-90 W/S	Staff Capacity	I-90 Tech	Total Positions
XCI	Cleveland	ASC	6,067	2	6,067	0	1	0	1	1	7,279	1	7,279	1	7,279	1	7,279	1	5
XGJ	Cincinnati	COLO	3,033	1	3,033	0	1	0	1	0	3,640	1	3,640	0	3,640	1	3,640	0	2
XGK	Columbus	COLO	2,344	1	2,344	0	0	0	1	1	2,813	1	2,813	0	2,813	1	2,813	0	2
Totals			11,444	4		0	2	0	3	2	13,732	3		1	10,919	2		1	9

**INS ASCS
Eastern Region**

DETROIT DISTRICT

Site Code	Location	Type of ASC	FP Capacity	FP W/S	Staff Capacity	Guard	FP Tech	QA	Sup	Part-Time Positions	Bio Capacity	Bio W/S	Staff Capacity	Bio Tech	I-90 Capacity	I-90 W/S	Staff Capacity	I-90 Tech	Total Positions
XDK	Detroit	ASC	28,125	3	9,375	1	4	2	1	1	22,500	2	11,250	2	11,250	1	11,250	1	12
XDM	Grand Rapids	ASC	6,067	2	6,067	1	1	0	1	0	7,279	1	7,279	1	7,279	1	7,279	1	5
	*Sault St. Marie POE	COLO	10,000	1	0	0	0	0	0	0	0	0	0	0	0	0	0	0	0
	Totals		44,192	6		2	5	2	2	1	29,779	3		3	18,529	2		2	17

* Note - INS staffs POE

MIAMI DISTRICT

Site Code	Location	Type of ASC	FP Capacity	FP W/S	Staff Capacity	Guard	FP Tech	QA	Sup	Part-Time Positions	Bio Capacity	Bio W/S	Staff Capacity	Bio Tech	I-90 Capacity	I-90 W/S	Staff Capacity	I-90 Tech	Total Positions
XMA	Miami - Hialeah	ASC	37,500	8	9,375	1	5	2	1	2	11,250	4	11,250	1	11,250	1	11,250	1	13
XMB	Miami - Biscayne	ASC	46,875	6	9,375	1	6	2	1	1	22,500	4	11,250	2	11,250	1	11,250	1	14
XMC	Miami - Sweetwater	ASC	28,125	5	9,375	1	4	1	1	2	11,250	2	11,250	1	11,250	1	11,250	1	11
XMD	FL Lauderdale	ASC	37,500	5	9,375	1	5	2	1	1	22,500	3	11,250	2	11,250	1	11,250	1	13
XME	Orlando	ASC	18,750	3	9,375	1	3	1	1	0	11,250	1	11,250	1	11,250	1	11,250	1	8
XMF	Tampa	ASC	18,750	2	9,375	1	3	1	1	0	11,250	1	11,250	1	11,250	1	11,250	1	8
XMG	Jacksonville	COLO	3,033	1	3,033	0	1	0	1	0	3,640	1	3,640	0	3,640	1	3,640	0	2
XMH	West Palm Beach	ASC	9,375	3	9,375	1	2	1	1	1	11,250	1	11,250	1	11,250	1	11,250	1	8
XRD	Miami Airport POE	COLO	9,100	4	9,100	0	1	0	1	5	0	0	0	0	0	0	0	0	7
	Totals		209,008	37		7	30	10	9	12	104,890	17		9	82,390	8		7	84

NEW ORLEANS DISTRICT

Site Code	Location	Type of ASC	FP Capacity	FP W/S	Staff Capacity	Guard	FP Tech	QA	Sup	Part-Time Positions	Bio Capacity	Bio W/S	Staff Capacity	Bio Tech	I-90 Capacity	I-90 W/S	Staff Capacity	I-90 Tech	Total Positions
XNA	New Orleans	COLO	3,033	2	3,033	1	1	0	1	1	3,640	1	3,640	0	3,640	1	3,640	0	4
XNB	Ft. Smith	COLO	1,517	1	1,517	0	0	0	1	1	1,820	1	1,820	0	1,820	1	1,820	0	2
XNC	Jackson, MS	COLO	1,875	1	1,875	0	0	0	0	1	2,250	1	2,250	0	0	0	0	0	1
XND	Memphis	COLO	1,517	1	1,517	0	0	0	1	1	1,820	1	1,820	0	1,820	1	1,820	0	2
XNE	Nashville	COLO	3,033	1	3,033	1	1	0	1	1	3,640	1	3,640	0	3,640	1	3,640	0	4
XNF	Louisville	COLO	3,033	1	3,033	0	1	0	1	1	3,640	1	3,640	0	3,640	1	3,640	0	3
	Totals		14,008	7		2	3	0	5	6	16,810	6		0	14,560	5		0	16

NEW YORK DISTRICT

Site Code	Location	Type of ASC	FP Capacity	FP W/S	Staff Capacity	Guard	FP Tech	QA	Sup	Part-Time Positions	Bio Capacity	Bio W/S	Staff Capacity	Bio Tech	I-90 Capacity	I-90 W/S	Staff Capacity	I-90 Tech	Total Positions
XNG	New Rochelle	ASC	28,125	4	9,375	1	4	1	1	1	11,250	2	11,250	1	11,250	1	11,250	1	10
XNI	Brooklyn	ASC	103,125	14	9,375	2	12	4	2	3	22,500	3	11,250	2	33,750	3	11,250	3	28
XNJ	Bronx	ASC	37,500	6	9,375	1	5	2	1	1	11,250	3	11,250	1	11,250	1	11,250	1	12
XNK	Manhattan	ASC	37,500	6	9,375	0	5	2	1	1	22,500	2	11,250	2	11,250	1	11,250	1	12
XNL	Hempstead	ASC	18,750	3	9,375	1	3	1	1	1	11,250	2	11,250	1	11,250	1	11,250	1	9
XNM	Queens/Jamaica	ASC	56,250	9	9,375	2	7	2	2	2	11,250	2	11,250	1	11,250	1	11,250	1	17
XNN	Jackson Heights	ASC	37,500	6	9,375	2	5	2	1	1	11,250	2	11,250	1	11,250	1	11,250	1	13
XRA	JFK Airport POE	COLO	37,500	8	9,375	0	4	2	1	6	0	0	0	0	0	0	0	0	13
	Totals		356,250	56		9	45	16	10	16	101,250	16		9	101,250	9		9	114

INS ASCs Eastern Region

NEWARK DISTRICT

Site Code	Location	Type of ASC	FP Capacity	FP W/S	Staff Capacity	Guard	Tech	QA	Sup	Part-Time Positions	Bio Capacity	Bio W/S	Staff Capacity	Bio Tech	I-90 Capacity	I-90 W/S	Staff Capacity	I-90 Tech	Total Positions
XND	Newark *	ASC	112,500	12	9,375	2	13	4	2	2	22,500	8	11,250	2	22,500	2	11,250	2	27
XNP	Hackensack	ASC	18,750	2	9,375	1	3	1	1	0	11,250	0	11,250	1	11,250	0	0	0	8
XRE	Newark Airport POE	COLO	9,100	8	9,100	0	1	0	1	9	0	0	0	0	0	0	0	0	11
Totals			140,350	22	9,100	3	17	5	4	11	33,750	9	33,750	3	33,750	3	0	3	46

* Two FP workstations are manual (ink) vice DBI.

PHILADELPHIA DISTRICT

Site Code	Location	Type of ASC	FP Capacity	FP W/S	Staff Capacity	Guard	Tech	QA	Sup	Part-Time Positions	Bio Capacity	Bio W/S	Staff Capacity	Bio Tech	I-90 Capacity	I-90 W/S	Staff Capacity	I-90 Tech	Total Positions
XPA	Philadelphia	ASC	37,500	6	9,375	1	5	2	1	1	11,250	3	11,250	1	11,250	1	11,250	1	12
XPB	Pittsburgh	ASC	4,550	2	4,550	1	1	0	1	0	5,460	1	5,460	0	5,460	1	5,460	1	4
XPC	Charleston, WV	COLO	1,213	1	1,213	0	0	0	0	0	1,456	1	1,456	0	1,456	1	1,456	0	1
XPD	Dover	ASC	1,517	1	1,517	0	0	0	1	0	1,820	1	1,820	0	1,820	1	1,820	0	1
XPE	York	COLO	1,517	1	1,517	0	0	0	1	0	1,820	1	1,820	0	1,820	1	1,820	0	1
Totals			46,297	11	1,517	2	6	2	4	2	21,806	7	21,806	2	21,806	5	0	2	19

PORTLAND (ME) DISTRICT

Site Code	Location	Type of ASC	FP Capacity	FP W/S	Staff Capacity	Guard	Tech	QA	Sup	Part-Time Positions	Bio Capacity	Bio W/S	Staff Capacity	Bio Tech	I-90 Capacity	I-90 W/S	Staff Capacity	I-90 Tech	Total Positions
XPJ	Portland, ME	COLO	1,213	1	1,213	0	0	0	0	1	1,456	1	1,456	0	1,456	1	1,456	0	1
XPK	St Albans, VT	COLO	1,517	1	1,517	0	0	0	1	1	1,820	1	1,820	0	1,820	1	1,820	0	2
XPL	Houlton Port of Entry	COLO	10,000	1	0	0	0	0	0	0	0	0	0	0	0	0	0	0	0
Totals			12,730	3	0	0	0	0	1	2	3,276	2	3,276	0	3,276	2	0	0	3

* Note - INS staffs POE

SAN JUAN DISTRICT

Site Code	Location	Type of ASC	FP Capacity	FP W/S	Staff Capacity	Guard	Tech	QA	Sup	Part-Time Positions	Bio Capacity	Bio W/S	Staff Capacity	Bio Tech	I-90 Capacity	I-90 W/S	Staff Capacity	I-90 Tech	Total Positions
XPM	San Juan	ASC	6,067	2	6,067	1	1	0	1	0	7,279	2	7,279	1	7,279	1	7,279	1	5
XPO	St. Thomas	COLO	1,517	1	1,517	0	0	0	1	0	1,820	1	1,820	0	1,820	1	1,820	0	1
XPP	St. Croix	COLO	1,517	1	1,517	0	0	0	1	0	1,820	1	1,820	0	1,820	1	1,820	0	1
Totals			9,101	4	1,517	1	1	0	3	0	10,919	4	10,919	1	10,919	3	0	1	7

WASHINGTON DISTRICT

Site Code	Location	Type of ASC	FP Capacity	FP W/S	Staff Capacity	Guard	Tech	QA	Sup	Part-Time Positions	Bio Capacity	Bio W/S	Staff Capacity	Bio Tech	I-90 Capacity	I-90 W/S	Staff Capacity	I-90 Tech	Total Positions
XDE	Huntington/Alexandria	ASC	56,250	6	9,375	1	7	3	2	1	22,500	5	11,250	2	11,250	1	11,250	1	17
XDF	Norfolk	COLO	3,033	1	3,033	0	1	0	1	1	3,640	1	3,640	0	3,640	1	3,640	0	3
Totals			59,283	7	3,033	1	8	3	3	2	26,140	6	14,890	2	14,890	2	0	1	20
Eastern Region Grand Totals			1,089,309	192	1,089,309	33	144	48	58	64	473,828	93	473,828	37	401,265	56	0	33	417

**INS ASCS
Central Region**

CHICAGO DISTRICT

Site Code	Location	Type of ASC	FP Capacity	FP W/S	Staff Capacity	Guard	Tech	QA	Sup	Part-Time Positions	Bio Capacity	Bio W/S	Staff Capacity	Bio Tech	I-90 Capacity	I-90 W/S	Staff Capacity	I-90 Tech	Total Positions
XCA	Chicago-Norridge	ASC	37,500	4	9,375	1	5	2	1	1	33,750	3	11,250	3	11,250	1	11,250	1	14
XCB	Chicago-Pulaski	ASC	37,500	4	9,375	1	5	2	1	1	33,750	3	11,250	3	11,250	2	11,250	1	14
XCC	Chicago-Broadway	ASC	28,125	4	9,375	1	4	2	1	1	22,500	3	11,250	2	11,250	1	11,250	1	12
XCD	Naperville	ASC	28,125	4	9,375	1	4	2	1	1	22,500	3	11,250	2	11,250	1	11,250	1	12
XCE	Waukegan	ASC	6,067	3	6,067	1	1	0	1	1	7,279	1	7,279	1	7,279	1	7,279	1	6
XCF	Hammond	ASC	4,549	2	4,549	1	1	0	1	1	5,460	1	5,460	1	5,460	1	5,460	0	5
XCG	Indianapolis	COLO	3,033	1	3,033	0	1	0	1	1	3,640	1	3,640	0	3,640	1	3,640	0	3
XCH	Milwaukee	COLO	6,067	2	6,067	0	1	0	1	1	7,279	1	7,279	1	7,279	1	7,279	1	5
XRC	O'Hare Airport POE	COLO	9,100	3	9,100	0	1	0	1	2	0	0	0	0	0	0	0	0	4
Totals			160,066	27		6	23	8	9	10	136,156	16		13	68,658	9		6	75

DALLAS DISTRICT

Site Code	Location	Type of ASC	FP Capacity	FP W/S	Staff Capacity	Guard	Tech	QA	Sup	Part-Time Positions	Bio Capacity	Bio W/S	Staff Capacity	Bio Tech	I-90 Capacity	I-90 W/S	Staff Capacity	I-90 Tech	Total Positions
XDA	Dallas North	ASC	46,875	5	9,375	1	6	3	2	1	45,000	4	11,250	4	33,750	3	11,250	3	20
XDL	Dallas South	ASC	28,125	3	9,375	1	4	1	1	0	11,250	1	11,250	1	11,250	1	11,250	1	9
XDB	Ft. Worth	ASC	18,750	3	9,375	1	3	2	1	1	22,500	2	11,250	2	22,500	2	11,250	2	12
XDC	Lubbock	ASC	3,033	2	3,033	1	1	0	1	1	3,640	2	3,640	0	3,640	1	3,640	0	4
XDD	Oklahoma City	COLO	4,549	1	4,549	0	1	0	1	1	5,460	1	5,460	0	5,460	1	5,460	0	4
Totals			101,332	14		4	15	6	6	4	87,850	10		8	76,600	8		6	49

DENVER DISTRICT

Site Code	Location	Type of ASC	FP Capacity	FP W/S	Staff Capacity	Guard	Tech	QA	Sup	Part-Time Positions	Bio Capacity	Bio W/S	Staff Capacity	Bio Tech	I-90 Capacity	I-90 W/S	Staff Capacity	I-90 Tech	Total Positions
XDG	Denver	ASC	37,500	4	9,375	1	5	2	1	1	22,500	2	11,250	2	11,250	2	11,250	1	13
XDH	Grand Junction	ASC	1,517	1	1,517	0	0	0	1	0	1,820	1	1,820	0	1,820	1	1,820	0	1
XDI	Casper	COLO	1,213	1	1,213	0	0	0	0	1	1,456	1	1,456	0	1,456	1	1,456	0	1
XDJ	Salt Lake City/Taylorville	ASC	6,067	2	6,067	1	1	0	1	1	7,279	1	7,279	1	7,279	1	7,279	1	6
Totals			46,297	8		2	6	2	3	3	33,055	5		3	21,805	5		2	21

EL PASO DISTRICT

Site Code	Location	Type of ASC	FP Capacity	FP W/S	Staff Capacity	Guard	Tech	QA	Sup	Part-Time Positions	Bio Capacity	Bio W/S	Staff Capacity	Bio Tech	I-90 Capacity	I-90 W/S	Staff Capacity	I-90 Tech	Total Positions
XEA	El Paso	ASC	37,500	4	9,375	1	5	2	1	1	22,500	4	11,250	2	11,250	2	11,250	1	13
XEB	Odessa	ASC	4,549	1	4,549	1	1	0	1	1	5,460	1	5,460	1	5,460	1	5,460	0	5
XEC	Albuquerque	ASC	9,375	1	9,375	1	2	1	1	0	11,250	1	11,250	1	11,250	1	11,250	1	7
Totals			51,424	6		3	8	3	3	2	39,210	6		4	27,960	4		2	25

HARLINGEN DISTRICT

Site Code	Location	Type of ASC	FP Capacity	FP W/S	Staff Capacity	Guard	Tech	QA	Sup	Part-Time Positions	Bio Capacity	Bio W/S	Staff Capacity	Bio Tech	I-90 Capacity	I-90 W/S	Staff Capacity	I-90 Tech	Total Positions
XHA	McAllen	ASC	18,750	2	9,375	1	3	1	1	1	11,250	2	11,250	1	11,250	1	11,250	1	9
XHB	Brownsville	ASC	6,067	2	6,067	1	1	0	1	1	7,279	2	7,279	1	7,279	1	7,279	1	6
Totals			24,817	4		2	4	1	2	2	18,529	4		2	18,529	2		2	15

**INS ASCs
Central Region**

HELENA DISTRICT

Site Code	Location	Type of ASC	FP Capacity	FP W/S	FP	Staff Capacity	Guard	Tech	QA	Sup	Part-Time Positions	Bio Capacity	Bio W/S	Staff Capacity	Bio Tech	I-90 Capacity	I-90 W/S	Staff Capacity	I-90 Tech	Total Positions
XHC	Helena	COLO	1,213	1	1,213	1,213	0	0	0	0	1	1,456	1	1,456	0	1,456	1	1,456	0	1
XHD	Boise	COLO	1,517	1	1,517	1,517	0	0	0	1	1	1,820	1	1,820	0	1,820	1	1,820	0	2
XHE	Idaho Falls	COLO	1,213	1	1,213	1,213	0	0	0	0	1	1,456	1	1,456	0	1,456	1	1,456	0	1
Totals			3,943	3			0	0	0	1	3	4,732	3	4,732	0	4,732	3		0	4

HOUSTON DISTRICT

Site Code	Location	Type of ASC	FP Capacity	FP W/S	FP	Staff Capacity	Guard	Tech	QA	Sup	Part-Time Positions	Bio Capacity	Bio W/S	Staff Capacity	Bio Tech	I-90 Capacity	I-90 W/S	Staff Capacity	I-90 Tech	Total Positions
XIH	Houston-Southeast	ASC	46,875	5	9,375	9,375	1	6	2	1	1	11,250	3	11,250	1	22,500	2	11,250	2	14
XHI	Houston-Southwest	ASC	46,875	5	9,375	9,375	1	6	3	2	1	33,750	3	11,250	3	22,500	2	11,250	2	18
XHJ	Houston-Northwest	ASC	37,500	4	9,375	9,375	1	5	1	1	0	11,250	1	11,250	1	11,250	1	11,250	1	10
Totals			131,250	14			3	17	6	4	2	56,250	7		5	56,250	5		5	42

KANSAS CITY DISTRICT

Site Code	Location	Type of ASC	FP Capacity	FP W/S	FP	Staff Capacity	Guard	Tech	QA	Sup	Part-Time Positions	Bio Capacity	Bio W/S	Staff Capacity	Bio Tech	I-90 Capacity	I-90 W/S	Staff Capacity	I-90 Tech	Total Positions
XKA	Kansas City	COLO	4,550	1	4,550	4,550	0	1	0	1	0	5,460	1	5,460	1	5,460	1	5,460	0	3
XKB	Wichita	COLO	1,517	1	1,517	1,517	0	0	0	1	1	1,820	1	1,820	0	1,820	1	1,820	0	2
XKC	St. Louis	COLO	3,033	1	3,033	3,033	0	1	0	1	0	3,640	1	3,640	0	3,640	1	3,640	0	2
Totals			9,100	3			0	2	0	3	1	10,920	3		1	10,920	3		0	7

OMAHA DISTRICT

Site Code	Location	Type of ASC	FP Capacity	FP W/S	FP	Staff Capacity	Guard	Tech	QA	Sup	Part-Time Positions	Bio Capacity	Bio W/S	Staff Capacity	Bio Tech	I-90 Capacity	I-90 W/S	Staff Capacity	I-90 Tech	Total Positions
XOA	Omaha	COLO	3,033	1	3,033	3,033	0	1	0	1	1	3,640	1	3,640	0	3,640	1	3,640	0	3
XOB	Des Moines	COLO	3,033	1	3,033	3,033	0	1	0	1	0	3,640	1	3,640	0	3,640	1	3,640	0	2
Totals			6,066	2			0	2	0	2	1	7,280	2		0	7,280	2		0	5

SAN ANTONIO DISTRICT

Site Code	Location	Type of ASC	FP Capacity	FP W/S	FP	Staff Capacity	Guard	Tech	QA	Sup	Part-Time Positions	Bio Capacity	Bio W/S	Staff Capacity	Bio Tech	I-90 Capacity	I-90 W/S	Staff Capacity	I-90 Tech	Total Positions
XSA	San Antonio	ASC	28,125	4	9,375	9,375	1	4	2	1	1	33,750	3	11,250	3	22,500	2	11,250	2	14
XJX	Laredo	ASC	1,517	1	1,517	1,517	1	0	0	1	1	1,820	1	1,820	0	1,820	1	1,820	0	3
Totals			29,642	5			2	4	2	2	2	35,570	4		3	24,320	3		2	17

**INS ASCs
Central Region**

ST. PAUL DISTRICT

Site Code	Location	Type of ASC	FP Capacity	FP W/S	Staff Capacity	Guard	FP Tech	FP Sup	Part-Time Positions	Bio Capacity	Bio W/S	Staff Capacity	Bio Tech	1-90 Capacity	1-90 W/S	Staff Capacity	1-90 Tech	Total Positions
XSI	St. Paul	ASC	18,750	3	9,375	1	3	1	1	11,250	1	11,250	1	11,250	1	11,250	1	9
XSI	Rapid City	COLO	1,213	1	1,213	0	0	0	1	1,456	1	1,456	0	1,456	1	1,456	0	1
XSK	Fargo	COLO	1,213	1	1,213	0	0	0	1	1,456	1	1,456	0	1,456	1	1,456	0	1
XSL	Sioux Falls	COLO	1,213	1	1,213	0	0	0	1	1,456	1	1,456	0	1,456	1	1,456	0	1
XSM	Duluth	COLO	1,213	1	1,213	0	0	0	1	1,456	1	1,456	0	1,456	1	1,456	0	1
Totals			23,602	7	11,213	1	3	1	5	17,074	5	17,074	1	17,074	5	17,074	1	13
Central Region Grand Totals			587,539	93		23	84	29	36	446,628	65		40	334,128	49		26	273

**INS ASCS
Western Region**

ANCHORAGE DISTRICT

Site Code	Location	Type of ASC	FP Capacity	FP W/S	Staff Capacity	Guard	Tech	FP	QA	Sup	Part-Time Positions	Bio Capacity	Bio W/S	Staff Capacity	Bio Tech	I-90 Capacity	I-90 W/S	Staff Capacity	I-90 Tech	Total Positions
XXAA	Anchorage	COLO	3,033	1	3,033	0	1	0	0	1	0	3,640	1	3,640	0	3,640	1	3,640	0	2
Totals			3,033	1	3,033	0	1	0	0	1	0	3,640	1	3,640	0	3,640	1	3,640	0	2

HONOLULU DISTRICT

Site Code	Location	Type of ASC	FP Capacity	FP W/S	Staff Capacity	Guard	Tech	FP	QA	Sup	Part-Time Positions	Bio Capacity	Bio W/S	Staff Capacity	Bio Tech	I-90 Capacity	I-90 W/S	Staff Capacity	I-90 Tech	Total Positions
XHF	Honolulu	ASC	6,067	2	6,067	1	1	0	1	1	1	7,279	1	7,279	1	7,279	1	7,279	1	6
XHG	Agana	COLO	3,033	1	3,033	0	1	0	1	0	0	3,640	1	3,640	0	3,640	1	3,640	0	2
Totals			9,100	3	9,100	1	2	0	2	1	1	10,919	2	10,919	1	10,919	2	10,919	1	8

LOS ANGELES DISTRICT

Site Code	Location	Type of ASC	FP Capacity	FP W/S	Staff Capacity	Guard	Tech	FP	QA	Sup	Part-Time Positions	Bio Capacity	Bio W/S	Staff Capacity	Bio Tech	I-90 Capacity	I-90 W/S	Staff Capacity	I-90 Tech	Total Positions
XLB	Pomona	ASC	28,125	4	9,375	1	4	1	1	1	0	11,250	1	11,250	1	11,250	1	11,250	1	9
XLC	El Monte	ASC	75,000	8	9,375	2	9	4	2	1	1	67,500	6	11,250	6	33,750	3	11,250	3	27
XLD	Gardena	ASC	46,875	5	9,375	2	6	3	2	1	1	45,000	4	11,250	4	22,500	3	11,250	2	20
XLE	Van Nuys	ASC	56,250	6	9,375	2	7	3	2	2	2	65,000	7	11,250	6	33,750	3	11,250	3	25
XLF	Bellflower	ASC	37,500	4	9,375	2	5	3	2	1	1	33,750	4	11,250	3	22,500	3	11,250	2	18
XLG	Fairfax	ASC	28,125	3	9,375	1	4	2	1	1	1	11,250	2	11,250	2	11,250	1	11,250	1	12
XLH	Santa Ana	ASC	84,375	9	9,375	2	10	3	2	1	2	33,750	5	11,250	3	22,500	2	11,250	2	24
XLI	Buena Park	ASC	37,500	4	9,375	1	5	2	1	1	1	22,500	3	11,250	2	11,250	1	11,250	1	13
XLJ	Riverside	ASC	56,250	6	9,375	2	7	3	2	2	2	33,750	5	11,250	3	22,500	3	11,250	2	21
XLK	Oxnard	ASC	18,750	4	9,375	1	3	1	1	1	0	11,250	1	11,250	1	11,250	1	11,250	1	8
XLL	Goleta	ASC	9,375	2	9,375	1	2	1	1	1	1	11,250	1	11,250	1	11,250	1	11,250	1	8
XLN	Wilshire	ASC	65,625	7	9,375	2	8	3	2	1	1	11,250	6	11,250	3	22,500	2	11,250	2	21
XLR	LAX Airport POE	COLO	9,100	6	9,100	0	1	0	1	8	8	0	0	0	0	0	0	0	0	10
Totals			552,850	68	552,850	19	71	29	20	21	21	382,500	45	382,500	35	236,250	24	236,250	21	216

PHOENIX DISTRICT

Site Code	Location	Type of ASC	FP Capacity	FP W/S	Staff Capacity	Guard	Tech	FP	QA	Sup	Part-Time Positions	Bio Capacity	Bio W/S	Staff Capacity	Bio Tech	I-90 Capacity	I-90 W/S	Staff Capacity	I-90 Tech	Total Positions
XPF	Las Vegas	ASC	28,125	3	9,375	1	4	2	1	1	1	22,500	2	11,250	2	11,250	2	11,250	1	12
XPG	Tucson	ASC	6,067	2	6,067	1	1	0	1	1	1	7,279	1	7,279	1	7,279	1	7,279	1	6
XPH	Reno	COLO	3,033	1	3,033	0	1	0	1	0	0	3,640	1	3,640	0	3,640	1	3,640	0	2
XPI	Yuma	ASC	3,033	1	3,033	0	1	0	1	0	0	3,640	1	3,640	0	3,640	1	3,640	0	2
XPO	Phoenix	ASC	37,500	4	9,375	1	5	2	1	1	0	11,250	4	11,250	1	11,250	2	11,250	1	11
Totals			77,758	11	77,758	3	12	4	5	2	2	45,309	10	45,309	4	37,059	7	37,059	3	33

PORTLAND (OR) DISTRICT

Site Code	Location	Type of ASC	FP Capacity	FP W/S	Staff Capacity	Guard	Tech	FP	QA	Sup	Part-Time Positions	Bio Capacity	Bio W/S	Staff Capacity	Bio Tech	I-90 Capacity	I-90 W/S	Staff Capacity	I-90 Tech	Total Positions
XPL	Portland, OR	ASC	37,500	4	9,375	1	5	1	1	1	0	11,250	2	11,250	1	11,250	2	11,250	1	10
Totals			37,500	4	37,500	1	5	1	1	1	0	11,250	2	11,250	1	11,250	2	11,250	1	10

**INS ASCS
Western Region**

* Two FP workstations are manual (ink) vice DBI.

SAN DIEGO DISTRICT

Site Code	Location	Type of ASC	FP Capacity	FP W/S	FP Staff Capacity	Guard	Tech	QA	Sup	Part-Time Positions	Bio Capacity	Bio W/S	Staff Capacity	Bio Tech	I-90 Capacity	I-90 W/S	Staff Capacity	I-90 Tech	Total Positions
XSB	San Diego	ASC	37,500	4	9,375	1	5	2	1	1	33,750	4	11,250	3	11,250	2	11,250	1	14
XSC	San Marcos	ASC	18,750	2	9,375	1	3	1	1	1	11,250	2	11,250	1	11,250	1	11,250	1	9
XSD	Calixico	COLO	1,517	1	1,517	0	0	0	1	1	1,820	1	1,820	0	1,820	1	1,820	0	2
Totals			57,767	7		2	8	3	3	3	46,820	7		4	24,320	4		2	25

SAN FRANCISCO DISTRICT

Site Code	Location	Type of ASC	FP Capacity	FP W/S	FP Staff Capacity	Guard	Tech	QA	Sup	Part-Time Positions	Bio Capacity	Bio W/S	Staff Capacity	Bio Tech	I-90 Capacity	I-90 W/S	Staff Capacity	I-90 Tech	Total Positions
XFB	Oakland	ASC	46,875	6	9,375	1	6	2	1	1	22,500	3	11,250	2	11,250	1	11,250	1	14
XFC	Santa Rosa	ASC	6,067	2	6,067	1	1	0	1	0	7,279	1	7,279	1	7,279	1	7,279	1	5
XFD	Saltinas	ASC	9,375	2	9,375	1	2	1	1	1	11,250	1	11,250	1	11,250	2	11,250	1	8
XFE	Sacramento	ASC	37,500	4	9,375	1	5	2	1	1	11,250	2	11,250	1	11,250	1	11,250	1	12
XFF	Modesto	ASC	6,067	2	6,067	1	1	0	1	0	7,279	2	7,279	1	7,279	2	7,279	1	5
XFG	Fresno	ASC	37,500	4	9,375	1	5	2	1	1	22,500	3	11,250	2	11,250	2	11,250	1	13
XFI	Bakersfield	ASC	6,067	2	6,067	1	1	0	1	0	7,279	1	7,279	1	7,279	2	7,279	1	5
XTD	San Francisco	ASC	56,250	10	9,375	2	7	2	2	2	11,250	3	11,250	1	11,250	2	11,250	1	17
XTE	San Jose	ASC	65,625	7	9,375	1	8	3	2	1	33,750	3	11,250	3	11,250	2	11,250	1	19
Totals			271,326	39		10	36	12	11	7	134,337	19		13	89,337	15		9	98

SEATTLE DISTRICT

Site Code	Location	Type of ASC	FP Capacity	FP W/S	FP Staff Capacity	Guard	Tech	QA	Sup	Part-Time Positions	Bio Capacity	Bio W/S	Staff Capacity	Bio Tech	I-90 Capacity	I-90 W/S	Staff Capacity	I-90 Tech	Total Positions
XSE	Seattle	ASC	37,500	4	9,375	1	5	2	1	0	22,500	4	11,250	2	11,250	1	11,250	1	12
XSF	Spokane	COLO	1,517	1	1,517	0	0	0	1	1	1,820	1	1,820	0	1,820	1	1,820	0	2
XSG	Richland	COLO	1,517	1	1,517	0	0	0	1	0	1,820	1	1,820	0	1,820	1	1,820	0	2
XSH	Yakima	COLO	3,033	1	3,033	0	1	0	1	0	3,640	1	3,640	0	3,640	1	3,640	0	2
Totals			43,567	7		1	6	2	4	1	29,780	7		2	18,530	4		1	17

Western Region Grand Totals																			
			1,052,901	140		37	141	51	47	35	667,555	93		60	431,305	59		38	409

AMENDMENT OF SOLICITATION/MODIFICATION OF CONTRACT		1. CONTRACT ID CODE	PAGE OF PAGES
			1 2

2. AMENDMENT/MODIFICATION NO. 040	3. EFF. DATE 09/23/2002	4. REQUISITION/PURCHASE REQ. NO. PRO-2-00000	5. PROJECT NO. (If applicable)
--------------------------------------	----------------------------	---	--------------------------------

6. ISSUED BY Immigration & Naturalization Svc Headquarters Procurement 425 I Street NW Room 2208 Washington, D.C. 20536	CODE HQPRO	7. ADMINISTERED BY (If other than Item 6) Immigration & Naturalization Svc Headquarters Procurement Div 425 I Street, NW Room 2208 Washington, D.C. 20536	CODE HQPRO
---	---------------	---	---------------

8. NAME AND ADDRESS OF CONTRACTOR (No., street, county, State and Zip Code) VINNELL CORPORATION TIN: 541467670 Attn: Michael Uster 12150 E. Monument Drive Suite 800 FairFax VA 22033	9A. AMENDMENT OF SOLICITATION NO.
	9B. DATED (SEE ITEM 11)
	10A. MODIFICATION OF CONTRACT/ORDER NO. X COW-9-C-0015 /
CODE	10B. DATED (SEE ITEM 13) 07/01/1999
FACILITY CODE	

11. THIS ITEM ONLY APPLIES TO AMENDMENTS OF SOLICITATIONS

The above numbered solicitation is amended as set forth in Item 14. The hour and date specified for receipt of Offers is extended, is not extended. Offers must acknowledge receipt of this amendment prior to the hour and date specified in the solicitation or as amended, by one of the following methods:

(a) By completing Items 8 and 15, and returning _____ copies of the amendment; (b) By acknowledging receipt of this amendment on each copy of the offer submitted; or (c) By separate letter or telegram which includes a reference to the solicitation and amendment numbers. FAILURE OF YOUR ACKNOWLEDGEMENT TO BE RECEIVED AT THE PLACE DESIGNATED FOR THE RECEIPT OF OFFERS PRIOR TO THE HOUR AND DATE SPECIFIED MAY RESULT IN REJECTION OF YOUR OFFER. If by virtue of this amendment you desire to change an offer already submitted, such change may be made by telegram or letter, provided each telegram or letter makes reference to the solicitation and this amendment, and is received prior to the opening hour and date specified.

12. ACCOUNTING AND APPROPRIATION DATA (If required)

NET CHANGES: \$ 0.00

13. THIS ITEM APPLIES ONLY TO MODIFICATIONS OF CONTRACTS/ORDERS, IT MODIFIES THE CONTRACT/ORDER NO. AS DESCRIBED IN ITEM 14.

	A. THIS CHANGE ORDER IS ISSUED PURSUANT TO: (Specify authority) THE CHANGES SET FORTH IN ITEM 14 ARE MADE IN THE CONTRACT ORDER NO. IN ITEM 10A.
X	B. THE ABOVE NUMBERED CONTRACT/ORDER IS MODIFIED TO REFLECT THE ADMINISTRATIVE CHANGES (Such as changes in paying office, appropriation date, etc.) SET FORTH IN ITEM 14, PURSUANT TO THE AUTHORITY OF FAR 43.103 (b).
	C. THIS SUPPLEMENTAL AGREEMENT IS ENTERED INTO PURSUANT TO AUTHORITY OF:
	D. OTHER (Specify type of modification and authority) Mutual Agreement of the Parties
E. IMPORTANT: Contractor <input checked="" type="checkbox"/> is not <input type="checkbox"/> is required to sign this document and return _____ copies to issuing office.	

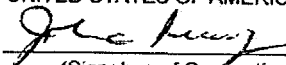
14. DESCRIPTION OF AMENDMENT/MODIFICATION (Organized by UCF section headings, including solicitation/contract subject matter where feasible.)

ADP Support Services

1. This modification revises Attachment (3).

2. Revised Attachment (3), dated 9/08/2002, is hereby incorporated into and made part of COW-9-C-0015 replacing all previous versions of Attachment (3). The revised attachment changes the total number of Vinnell staff from 1,099 to 1,094 for a net decrease of six (6) contractor staff. Specifically, one Fingerprint Technician is added to Ft. Smith, Memphis, Modesto, and Charlotte. One Quality Assurance Specialist is added to Modesto and ten (10) Fingerprint

Except as provided herein, all terms and conditions of the document referenced in Item 9A or 10A, as heretofore changed, remains unchanged and in full force and effect.

15A. NAME AND TITLE OF SIGNER (Type or print)	16A. NAME AND TITLE OF CONTRACTING OFFICER (Type or print) John A. Russo, Jr., Chief, IT Branch
15B. CONTRACTOR/OFFEROR (Signature of person authorized to sign)	15C. DATE SIGNED
16B. UNITED STATES OF AMERICA BY  (Signature of Contracting Officer)	16C. DATE SIGNED 9/23/02

<input type="checkbox"/> Vendor	<input type="checkbox"/> Official	<input type="checkbox"/> Requestor
<input type="checkbox"/> Receiving	<input type="checkbox"/> G104 Oblig.	<input type="checkbox"/> Other

AMENDMENT OF SOLICITATION/MODIFICATION OF CONTRACT - Continuation			1. CONTRACT ID CODE	
--	--	--	---------------------	--

2. AMENDMENT/MODIFICATION NO. 040	3. EFF. DATE 09/23/2002	4. REQUISITION/PURCHASE REQ. NO. PRO-2-00000	PAGE OF 2	PAGES 2
--------------------------------------	----------------------------	---	--------------	------------

14. DESCRIPTION OF AMENDMENT/MODIFICATION (Organized by UCF section headings, including solicitation/contract subject matter where feasible.)

Technicians are deleted at various locations. The changes are specified in the attached summary.

3. All other terms and conditions of the contract remain unchanged.

4. Point of contact for this modification is Jeanette Housen, (202) 305-3113.

Summary of Contract Modifications

Site	DBI	Workstation Modifications			Comment
		Manual (ink)	Biometrics	I-90	
Boston				1	
Sacramento				1	
Total	0	0	0	2	

Site	Site Supervisor	QA Specialist	Staffing Modifications			Part Time	Comment
			FP Tech	Guard			
Charlotte			1				
Baltimore			-1				
Glenmount			-1				
Albuquerque			-1				
Houston NW			-1				
Honolulu			-1				
Gardena			-2				
Sacramento			-1				
San Jose			-1				
Salt Lake City			-1				
Ft. Smith			1				
Memphis			1				
Modesto		1	1				
Total	0	1	-6	0	0		

Other Modifications

INS Fingerprint Program Summary

EASTERN	ASC COLO			Total	FP				Part-Time Positions	Bio			I-90			Total Positions	
	ASC	COLO			Capacity	W/S	Guard	Tech		QA	Sup	Capacity	W/S	Tech	Capacity		W/S
Allanta	2	2	4	59,284	11	2	8	3	4	3	26,140	6	2	26,140	5	2	24
Baltimore	1	2	3	38,713	7	1	6	3	2	2	23,956	5	2	23,956	3	2	18
Boston	3	1	4	82,582	14	3	12	4	5	3	31,600	6	2	42,850	5	4	33
Buffalo	0	3	3	6,067	3	0	1	0	3	2	7,280	3	0	7,280	3	0	6
Cleveland	1	2	3	11,444	4	0	2	0	3	2	13,732	3	1	10,919	2	1	9
Detroit	2	1	3	44,192	6	2	5	2	2	1	29,779	3	3	18,529	2	2	17
Miami	7	2	9	227,758	37	7	32	10	9	12	82,390	17	7	82,390	8	7	84
New Orleans	0	6	6	17,040	7	2	5	0	5	6	20,450	6	0	18,200	5	0	18
New York	7	1	8	384,375	56	9	48	16	10	16	78,750	16	7	90,000	9	8	114
Newark	2	1	3	140,350	22	3	17	5	4	11	33,750	9	3	33,750	3	3	46
Philadelphia	3	2	5	46,297	11	2	6	2	4	2	21,806	7	1	21,806	5	2	19
Portland (ME)	0	3	3	12,730	3	0	0	0	1	2	3,276	2	0	3,276	2	0	3
San Juan	1	2	3	9,101	4	1	1	0	3	0	10,919	4	1	10,919	3	1	7
Washington DC	1	1	2	59,283	7	1	8	3	3	2	26,140	6	2	14,890	2	1	20
Sub-total	30	29	59	1,139,216	192	33	161	48	58	64	409,968	93	31	404,905	67	33	416

CENTRAL	ASC COLO			Total	FP				Part-Time Positions	Bio			I-90			Total Positions	
	ASC	COLO			Capacity	W/S	Guard	Tech		QA	Sup	Capacity	W/S	Tech	Capacity		W/S
Chicago	6	3	9	178,816	27	6	25	8	9	10	113,658	16	11	68,658	9	6	75
Dallas	4	1	5	110,707	14	4	16	6	6	4	76,600	10	7	76,600	8	6	49
Denver	3	1	4	44,779	8	2	6	2	3	3	31,236	5	2	19,986	5	2	20
El Paso	3	0	3	48,116	6	3	7	3	3	2	35,239	6	4	23,989	4	2	24
Hartlingen	2	0	2	24,817	4	2	4	1	2	2	18,529	4	2	18,529	2	2	15
Helena	0	3	3	3,943	3	0	0	0	1	3	4,732	3	0	4,732	3	0	4
Houston	3	0	3	121,875	14	3	16	6	4	2	56,250	7	5	56,250	5	5	41
Kansas City	0	3	3	9,100	3	0	2	0	3	1	10,920	3	1	10,920	3	0	7
Omaha	0	2	2	6,066	2	0	2	0	2	1	7,280	2	0	7,280	2	0	5
San Antonio	2	0	2	39,017	5	2	5	2	2	2	24,320	4	2	24,320	3	2	17
St. Paul	1	4	5	23,602	7	1	3	1	1	5	17,074	5	1	17,074	5	1	13
Sub-total	24	17	41	610,638	93	23	86	29	36	36	395,638	65	35	328,338	49	26	270

WESTERN	ASC COLO			Total	FP				Part-Time Positions	Bio			I-90			Total Positions	
	ASC	COLO			Capacity	W/S	Guard	Tech		QA	Sup	Capacity	W/S	Tech	Capacity		W/S
Anchorage	0	1	1	3,033	1	0	1	0	1	0	3,640	1	0	3,640	1	0	2
Honolulu	1	1	2	7,582	3	1	2	0	2	1	9,100	2	0	9,100	2	1	7
Los Angeles	12	1	13	552,850	68	19	71	29	20	21	360,000	45	33	236,250	24	21	214
Phoenix	4	1	5	77,758	11	3	12	4	5	2	48,309	10	4	37,059	7	3	33
Portland (OR)	1	0	1	37,500	4	1	5	1	1	0	11,250	2	1	11,250	2	1	10
San Diego	2	1	3	57,767	7	2	8	3	3	3	46,820	7	4	24,320	4	2	25
San Francisco	9	0	9	274,634	39	10	37	13	11	7	115,808	19	11	93,308	16	9	98
Seattle	1	3	4	43,567	7	1	6	2	4	1	29,780	7	2	18,530	4	1	17
Sub-total	30	8	38	1,054,591	140	37	142	52	47	35	624,707	93	55	433,457	60	38	406

GRAND TOTAL	ASC COLO			Total	FP				Part-Time Positions	Bio			I-90			Total Positions	
	ASC	COLO			Capacity	W/S	Guard	Tech		QA	Sup	Capacity	W/S	Tech	Capacity		W/S
GRAND TOTAL	24	54	138	2,504,745	425	83	379	129	141	134	1,430,613	251	121	1,166,700	166	97	1,054

Notes:

1. Two DBI machines in storage at Wilshire.

INS ASCs Eastern Region

ATLANTA DISTRICT

Site Code	Location	Type of ASC	FP Capacity	FP W/S	Staff Capacity	Guard	Tech	QA	Sup	Part-Time Positions	Bio Capacity	Bio W/S	Staff Capacity	Bio Tech	I-90 Capacity	I-90 W/S	Staff Capacity	I-90 Tech	Total Positions
XAB	Birmingham	COLO	1,517	1	1,517	0	0	0	1	1	1,820	1	1,820	0	1,820	1	1,820	0	2
XAC	Atlanta	ASC	37,500	6	9,375	1	5	2	1	1	11,250	3	11,250	1	11,250	2	11,250	1	12
XAD	Charlotte	ASC	18,750	3	9,375	1	3	1	1	0	11,250	1	11,250	1	11,250	1	11,250	1	8
XAE	Charleston, SC	COLO	1,517	1	1,517	0	0	0	1	1	1,820	1	1,820	0	1,820	1	1,820	0	2
Totals			59,284	11	59,284	2	8	3	4	3	26,140	6	26,140	2	26,140	5	26,140	2	24

BALTIMORE DISTRICT

Site Code	Location	Type of ASC	FP Capacity	FP W/S	Staff Capacity	Guard	Tech	QA	Sup	Part-Time Positions	Bio Capacity	Bio W/S	Staff Capacity	Bio Tech	I-90 Capacity	I-90 W/S	Staff Capacity	I-90 Tech	Total Positions
XBA	Baltimore	COLO	9,375	2	9,375	0	2	1	1	0	11,250	2	11,250	1	11,250	1	11,250	1	6
XBB	Glenmont	ASC	28,125	4	9,375	1	4	2	1	1	11,250	2	11,250	1	11,250	1	11,250	1	11
XBC	Salisbury	COLO	1,213	1	1,213	0	0	0	0	1	1,456	1	1,456	0	1,456	1	1,456	0	1
Totals			38,713	7	38,713	1	6	3	2	2	23,966	5	23,966	2	23,966	3	23,966	2	18

BOSTON DISTRICT

Site Code	Location	Type of ASC	FP Capacity	FP W/S	Staff Capacity	Guard	Tech	QA	Sup	Part-Time Positions	Bio Capacity	Bio W/S	Staff Capacity	Bio Tech	I-90 Capacity	I-90 W/S	Staff Capacity	I-90 Tech	Total Positions
XBD	Boston	ASC	65,625	7	9,375	1	8	3	2	1	11,250	3	11,250	1	22,500	2	11,250	2	18
XBE	Hartford	ASC	9,375	3	9,375	1	2	1	1	1	11,250	1	11,250	1	11,250	1	11,250	1	8
XBF	Providence	ASC	4,549	3	4,549	1	1	0	1	1	5,460	1	5,460	0	5,460	1	5,460	1	5
XBG	Manchester	COLO	3,033	1	3,033	0	1	0	1	0	3,640	1	3,640	0	3,640	1	3,640	0	2
Totals			82,582	14	82,582	3	12	4	5	3	37,600	6	37,600	2	42,860	5	42,860	4	33

BUFFALO DISTRICT

Site Code	Location	Type of ASC	FP Capacity	FP W/S	Staff Capacity	Guard	Tech	QA	Sup	Part-Time Positions	Bio Capacity	Bio W/S	Staff Capacity	Bio Tech	I-90 Capacity	I-90 W/S	Staff Capacity	I-90 Tech	Total Positions
XBH	Buffalo	COLO	3,033	1	3,033	0	1	0	1	0	3,640	1	3,640	0	3,640	1	3,640	0	2
XBI	Albany	COLO	1,517	1	1,517	0	0	0	1	1	1,820	1	1,820	0	1,820	1	1,820	0	2
XBJ	Syracuse	COLO	1,517	1	1,517	0	0	0	1	1	1,820	1	1,820	0	1,820	1	1,820	0	2
Totals			6,067	3	6,067	0	1	0	3	2	7,280	3	7,280	0	7,280	3	7,280	0	6

CLEVELAND DISTRICT

Site Code	Location	Type of ASC	FP Capacity	FP W/S	Staff Capacity	Guard	Tech	QA	Sup	Part-Time Positions	Bio Capacity	Bio W/S	Staff Capacity	Bio Tech	I-90 Capacity	I-90 W/S	Staff Capacity	I-90 Tech	Total Positions
XCL	Cleveland	ASC	6,067	2	6,067	0	1	0	1	1	7,279	1	7,279	1	7,279	1	7,279	1	5
XCM	Cincinnati	COLO	3,033	1	3,033	0	1	0	1	0	3,640	1	3,640	0	3,640	1	3,640	0	2
XCN	Columbus	COLO	2,344	1	2,344	0	0	0	1	1	2,813	1	2,813	0	2,813	1	2,813	0	2
Totals			11,444	4	11,444	0	2	0	3	2	13,732	3	13,732	1	13,732	2	13,732	1	9

INS ASCs Eastern Region

DETROIT DISTRICT

Site Code	Location	Type of ASC	FP Capacity	FP W/S	Staff Capacity	Guard	FP Tech	QA	Sup	Part-Time Positions	Bio Capacity	Bio W/S	Staff Capacity	Bio Tech	I-90 Capacity	I-90 W/S	Staff Capacity	I-90 Tech	Total Positions
XDC	Detroit	ASC	28,125	3	9,375	1	4	2	1	1	22,500	2	11,250	2	11,250	1	11,250	1	12
XDN	Grand Rapids	ASC	6,067	2	6,067	1	1	0	1	0	7,279	1	7,279	1	7,279	1	7,279	1	5
	*Sault St. Marie POE	COLO	10,000	1	0	0	0	0	0	0	0	0	0	0	0	0	0	0	0
	Totals		44,192	6	0	2	5	2	2	1	29,779	3	18,529	3	18,529	2	0	2	17

* Note - INS staffs POE

MIAMI DISTRICT

Site Code	Location	Type of ASC	FP Capacity	FP W/S	Staff Capacity	Guard	FP Tech	QA	Sup	Part-Time Positions	Bio Capacity	Bio W/S	Staff Capacity	Bio Tech	I-90 Capacity	I-90 W/S	Staff Capacity	I-90 Tech	Total Positions
XWA	Miami - Hialeah	ASC	37,500	6	9,375	1	5	2	1	2	11,250	4	11,250	1	11,250	1	11,250	1	13
XWF	Miami - Biscayne	ASC	56,250	6	9,375	1	7	2	1	1	11,250	4	11,250	1	11,250	1	11,250	1	14
XMC	Miami - Sweetwater	ASC	28,125	5	9,375	1	4	1	1	2	11,250	2	11,250	1	11,250	1	11,250	1	11
XMD	Ft Lauderdale	ASC	46,875	5	9,375	1	6	2	1	1	11,250	3	11,250	1	11,250	1	11,250	1	13
XMR	Orlando	ASC	18,750	3	9,375	1	3	1	1	0	11,250	1	11,250	1	11,250	1	11,250	1	8
XMF	Tampa	ASC	18,750	2	9,375	1	3	1	1	0	11,250	1	11,250	1	11,250	1	11,250	1	8
XMG	Jacksonville	COLO	3,033	1	3,033	0	1	0	1	0	3,640	1	3,640	0	3,640	1	3,640	0	2
XMH	West Palm Beach	ASC	9,375	3	9,375	1	2	1	1	1	11,250	1	11,250	1	11,250	1	11,250	1	8
XRD	Miami Airport POE	COLO	9,100	4	9,100	0	1	0	1	5	0	0	0	0	0	0	0	0	7
	Totals		227,758	37	0	7	32	10	9	12	82,390	17	82,390	7	82,390	6	0	7	84

NEW ORLEANS DISTRICT

Site Code	Location	Type of ASC	FP Capacity	FP W/S	Staff Capacity	Guard	FP Tech	QA	Sup	Part-Time Positions	Bio Capacity	Bio W/S	Staff Capacity	Bio Tech	I-90 Capacity	I-90 W/S	Staff Capacity	I-90 Tech	Total Positions
XVA	New Orleans	COLO	3,033	2	3,033	1	1	0	1	1	3,640	1	3,640	0	3,640	1	3,640	0	4
XNB	Ft. Smith	COLO	3,033	1	3,033	0	1	0	1	1	3,640	1	3,640	0	3,640	1	3,640	0	3
XNC	Jackson, MS	COLO	1,875	1	1,875	0	0	0	0	1	2,250	1	2,250	0	0	0	0	0	1
XND	Memphis	COLO	3,033	1	3,033	0	1	0	1	1	3,640	1	3,640	0	3,640	1	3,640	0	3
XNE	Nashville	COLO	3,033	1	3,033	1	1	0	1	1	3,640	1	3,640	0	3,640	1	3,640	0	4
XNF	Louisville	COLO	3,033	1	3,033	0	1	0	1	1	3,640	1	3,640	0	3,640	1	3,640	0	3
	Totals		17,040	7	0	2	5	0	5	6	20,450	6	20,450	0	16,200	5	0	0	18

NEW YORK DISTRICT

Site Code	Location	Type of ASC	FP Capacity	FP W/S	Staff Capacity	Guard	FP Tech	QA	Sup	Part-Time Positions	Bio Capacity	Bio W/S	Staff Capacity	Bio Tech	I-90 Capacity	I-90 W/S	Staff Capacity	I-90 Tech	Total Positions
XNG	New Rochelle	ASC	28,125	4	9,375	1	4	1	1	1	11,250	2	11,250	1	11,250	1	11,250	1	10
XNI	Brooklyn	ASC	121,875	14	9,375	2	14	4	2	3	11,250	3	11,250	1	22,500	3	11,250	2	28
XNJ	Bronx	ASC	37,500	6	9,375	1	5	2	1	1	11,250	3	11,250	1	11,250	1	11,250	1	12
XNK	Manhattan	ASC	46,875	6	9,375	0	6	2	1	1	11,250	2	11,250	1	11,250	1	11,250	1	12
XNL	Hempstead	ASC	18,750	3	9,375	1	3	1	1	1	11,250	2	11,250	1	11,250	1	11,250	1	9
XNM	Queens/Jamaica	ASC	56,250	9	9,375	2	7	2	2	2	11,250	2	11,250	1	11,250	1	11,250	1	17
XNN	Jackson Heights	ASC	37,500	6	9,375	2	5	2	1	1	11,250	2	11,250	1	11,250	1	11,250	1	13
XRA	JFK Airport POE	COLO	37,500	8	9,375	0	4	2	1	6	0	0	0	0	0	0	0	0	13
	Totals		384,375	65	0	9	48	16	10	16	79,750	16	79,750	7	90,000	9	0	6	114

INS ASCs Eastern Region

NEWARK DISTRICT

Site Code	Location	Type of ASC	FP Capacity	FP W/S	Staff Capacity	Guard	FP Tech	QA	Sup	Part-Time Positions	Bio Capacity	Bio W/S	Staff Capacity	Bio Tech	1-90 Capacity	1-90 W/S	Staff Capacity	1-90 Tech	Total Positions
XNO	Newark *	ASC	112,500	12	9,375	2	13	4	2	2	22,500	8	11,250	2	22,500	2	11,250	2	27
XNP	Hackensack	ASC	18,750	2	9,375	1	3	1	1	0	11,250	1	11,250	1	11,250	1	11,250	1	8
XRE	Newark Airport POE	COLO	9,100	8	9,100	0	1	0	1	9	0	0	0	0	0	0	0	0	11
Totals			140,350	22		3	17	5	4	11	33,750	9		3	33,750	3		3	46

* Two FP workstations are manual (mk) vice DBI.

PHILADELPHIA DISTRICT

Site Code	Location	Type of ASC	FP Capacity	FP W/S	Staff Capacity	Guard	FP Tech	QA	Sup	Part-Time Positions	Bio Capacity	Bio W/S	Staff Capacity	Bio Tech	1-90 Capacity	1-90 W/S	Staff Capacity	1-90 Tech	Total Positions
XPA	Philadelphia	ASC	37,500	6	9,375	1	5	2	1	1	11,250	3	11,250	1	11,250	1	11,250	1	12
XPB	Pittsburgh	ASC	4,550	2	4,550	1	1	0	1	0	5,460	1	5,460	0	5,460	1	5,460	0	4
XPC	Charleston, WV	COLO	1,213	1	1,213	0	0	0	0	1	1,456	1	1,456	0	1,456	1	1,456	0	1
XPD	Dover	ASC	1,517	1	1,517	0	0	0	1	0	1,820	1	1,820	0	1,820	1	1,820	0	1
XPE	York	COLO	1,517	1	1,517	0	0	0	1	0	1,820	1	1,820	0	1,820	1	1,820	0	1
Totals			46,297	11		2	6	2	4	2	21,806	7		1	21,806	5		2	19

PORTLAND (ME) DISTRICT

Site Code	Location	Type of ASC	FP Capacity	FP W/S	Staff Capacity	Guard	FP Tech	QA	Sup	Part-Time Positions	Bio Capacity	Bio W/S	Staff Capacity	Bio Tech	1-90 Capacity	1-90 W/S	Staff Capacity	1-90 Tech	Total Positions
XPJ	Portland, ME	COLO	1,213	1	1,213	0	0	0	0	1	1,456	1	1,456	0	1,456	1	1,456	0	1
XPK	St Albans, VT	COLO	1,517	1	1,517	0	0	0	1	1	1,820	1	1,820	0	1,820	1	1,820	0	2
XPL	Houlton Port of Entry	COLO	10,000	1	0	0	0	0	0	0	0	0	0	0	0	0	0	0	0
Totals			12,730	3		0	0	0	1	2	3,276	2		0	3,276	2		0	3

* Note - INS staffs POE

SAN JUAN DISTRICT

Site Code	Location	Type of ASC	FP Capacity	FP W/S	Staff Capacity	Guard	FP Tech	QA	Sup	Part-Time Positions	Bio Capacity	Bio W/S	Staff Capacity	Bio Tech	1-90 Capacity	1-90 W/S	Staff Capacity	1-90 Tech	Total Positions
XPM	San Juan	ASC	6,067	2	6,067	1	1	0	1	0	7,279	2	7,279	1	7,279	1	7,279	1	5
XPO	St. Thomas	COLO	1,517	1	1,517	0	0	0	1	0	1,820	1	1,820	0	1,820	1	1,820	0	1
XPP	St. Croix	COLO	1,517	1	1,517	0	0	0	1	0	1,820	1	1,820	0	1,820	1	1,820	0	1
Totals			9,101	4		1	1	0	3	0	10,919	4		1	10,919	3		1	7

WASHINGTON DISTRICT

Site Code	Location	Type of ASC	FP Capacity	FP W/S	Staff Capacity	Guard	FP Tech	QA	Sup	Part-Time Positions	Bio Capacity	Bio W/S	Staff Capacity	Bio Tech	1-90 Capacity	1-90 W/S	Staff Capacity	1-90 Tech	Total Positions
XDE	Huntington/Alexandria	ASC	56,250	6	9,375	1	7	3	2	1	22,500	5	11,250	2	11,250	1	11,250	1	17
XDF	Norfolk	COLO	3,033	1	3,033	0	1	0	1	1	3,640	1	3,640	0	3,640	1	3,640	0	3
Totals			59,283	7		1	8	3	3	2	26,140	6		2	14,890	2		1	20

Eastern Region Grand Totals			1,139,216	192		33	161	48	58	64	408,968	93		31	404,805	57		33	418
------------------------------------	--	--	------------------	------------	--	-----------	------------	-----------	-----------	-----------	----------------	-----------	--	-----------	----------------	-----------	--	-----------	------------

**INS ASCs
Central Region**

CHICAGO DISTRICT

Site Code	Location	Type of ASC	FP Capacity	FP W/S	Staff Capacity	Guard	Tech	OA	Sup	Part-Time Positions	Bio Capacity	Bio W/S	Staff Capacity	Bio Tech	I-90 Capacity	I-90 W/S	Staff Capacity	I-90 Tech	Total Positions
XGA	Chicago-Norridge	ASC	37,500	4	9,375	1	5	2	1	1	33,750	3	11,250	3	11,250	1	11,250	1	14
XGB	Chicago-Pulaski	ASC	37,500	4	9,375	1	5	2	1	1	33,750	3	11,250	3	11,250	2	11,250	1	14
XGC	Chicago-Broadway	ASC	37,500	4	9,375	1	5	2	1	1	11,250	3	11,250	1	11,250	1	11,250	1	12
XGD	Naperville	ASC	37,500	4	9,375	1	5	2	1	1	11,250	3	11,250	1	11,250	1	11,250	1	12
XGE	Waukegan	ASC	6,067	3	6,067	1	1	0	1	1	7,279	1	7,279	1	7,279	1	7,279	1	6
XGF	Hammond	ASC	4,549	2	4,549	1	1	0	1	1	5,460	1	5,460	1	5,460	1	5,460	0	5
XGG	Indianapolis	COLO	3,033	1	3,033	0	1	0	1	1	3,640	1	3,640	0	3,640	1	3,640	0	3
XGH	Milwaukee	COLO	6,067	2	6,067	0	1	0	1	1	7,279	1	7,279	1	7,279	1	7,279	1	5
XHC	O'Hare Airport POE	COLO	9,100	3	9,100	0	1	0	1	2	0	0	0	0	0	0	0	0	4
Totals			178,816	27		6	25	8	9	10	113,858	15		11	68,658	9		6	75

DALLAS DISTRICT

Site Code	Location	Type of ASC	FP Capacity	FP W/S	Staff Capacity	Guard	Tech	OA	Sup	Part-Time Positions	Bio Capacity	Bio W/S	Staff Capacity	Bio Tech	I-90 Capacity	I-90 W/S	Staff Capacity	I-90 Tech	Total Positions
XDA	Dallas North	ASC	46,875	5	9,375	1	6	3	2	1	45,000	4	11,250	4	33,750	3	11,250	3	20
XDB	Dallas South	ASC	28,125	3	9,375	1	4	1	1	0	11,250	1	11,250	1	11,250	1	11,250	1	9
XDE	Ft. Worth	ASC	28,125	3	9,375	1	4	2	1	1	11,250	2	11,250	1	22,500	2	11,250	2	12
XDC	Lubbock	ASC	3,033	2	3,033	1	1	0	1	1	3,640	2	3,640	0	3,640	1	3,640	0	4
XDD	Oklahoma City	COLO	4,549	1	4,549	0	1	0	1	1	5,460	1	5,460	1	5,460	1	5,460	0	4
Totals			110,707	14		4	16	6	6	4	76,600	10		7	76,600	8		6	49

DENVER DISTRICT

Site Code	Location	Type of ASC	FP Capacity	FP W/S	Staff Capacity	Guard	Tech	OA	Sup	Part-Time Positions	Bio Capacity	Bio W/S	Staff Capacity	Bio Tech	I-90 Capacity	I-90 W/S	Staff Capacity	I-90 Tech	Total Positions
XDC	Denver	ASC	37,500	4	9,375	1	5	2	1	1	22,500	2	11,250	2	11,250	2	11,250	1	13
XDH	Grand Junction	ASC	1,517	1	1,517	0	0	0	1	0	1,820	1	1,820	0	1,820	1	1,820	0	1
XDJ	Casper	COLO	1,213	1	1,213	0	0	0	0	1	1,456	1	1,456	0	1,456	1	1,456	0	1
XDJ	Salt Lake City/Taylorville	ASC	4,549	2	4,549	1	1	0	1	1	5,460	1	5,460	0	5,460	1	5,460	1	5
Totals			44,779	8		2	6	2	3	3	31,236	5		2	19,986	5		2	20

EL PASO DISTRICT

Site Code	Location	Type of ASC	FP Capacity	FP W/S	Staff Capacity	Guard	Tech	OA	Sup	Part-Time Positions	Bio Capacity	Bio W/S	Staff Capacity	Bio Tech	I-90 Capacity	I-90 W/S	Staff Capacity	I-90 Tech	Total Positions
XEA	El Paso	ASC	37,500	4	9,375	1	5	2	1	1	22,500	4	11,250	2	11,250	2	11,250	1	13
XEB	Odessa	ASC	4,549	1	4,549	1	1	0	1	1	5,460	1	5,460	1	5,460	1	5,460	0	5
XEC	Albuquerque	ASC	6,067	1	6,067	1	1	1	1	0	7,279	1	7,279	1	7,279	1	7,279	1	6
Totals			48,116	6		3	7	3	3	2	35,239	6		4	23,989	4		2	24

HARLINGEN DISTRICT

Site Code	Location	Type of ASC	FP Capacity	FP W/S	Staff Capacity	Guard	Tech	OA	Sup	Part-Time Positions	Bio Capacity	Bio W/S	Staff Capacity	Bio Tech	I-90 Capacity	I-90 W/S	Staff Capacity	I-90 Tech	Total Positions
XHA	McAllen	ASC	18,750	2	9,375	1	3	1	1	1	11,250	2	11,250	1	11,250	1	11,250	1	9
XHB	Brownsville	ASC	6,067	2	6,067	1	1	0	1	1	7,279	2	7,279	1	7,279	1	7,279	1	6
Totals			24,817	4		2	4	1	2	2	18,529	4		2	18,529	2		2	15

**INS ASCS
Central Region**

HELENA DISTRICT

Site Code	Type of ASC	Location	FP Capacity	FP W/S	FP Capacity	Staff Capacity	Guard	Tech	QA	Sup	Part-Time Positions	Bio Capacity	Bio W/S	Staff Capacity	Bio Tech	I-90 Capacity	I-90 W/S	Staff Capacity	I-90 Tech	Total Positions
XHC	COLO	Helena	1,213	1	1,213	1,456	0	0	0	0	1	1,456	1	1,456	0	1,456	1	1,456	0	1
XHO	COLO	Boise	1,517	1	1,517	1,820	0	0	0	1	1	1,820	1	1,820	0	1,820	1	1,820	0	2
XHE	COLO	Idaho Falls	1,213	1	1,213	1,456	0	0	0	0	1	1,456	1	1,456	0	1,456	1	1,456	0	1
Totals			3,943	3		4,732	0	0	0	1	3	4,732	3		0	4,732	3		0	4

HOUSTON DISTRICT

Site Code	Type of ASC	Location	FP Capacity	FP W/S	FP Capacity	Staff Capacity	Guard	Tech	QA	Sup	Part-Time Positions	Bio Capacity	Bio W/S	Staff Capacity	Bio Tech	I-90 Capacity	I-90 W/S	Staff Capacity	I-90 Tech	Total Positions
XHE	ASC	Houston-Southeast	46,875	5	9,375	9,375	1	6	2	1	1	11,250	3	11,250	1	22,500	2	11,250	2	14
XHI	ASC	Houston-Southwest	46,875	5	9,375	9,375	1	6	3	2	1	33,750	3	11,250	3	22,500	2	11,250	2	18
XHU	ASC	Houston-Northwest	28,125	4	9,375	9,375	1	4	1	1	0	11,250	1	11,250	1	11,250	1	11,250	1	9
Totals			121,875	14		28,125	3	16	6	4	2	56,250	7		5	66,250	5		5	41

KANSAS CITY DISTRICT

Site Code	Type of ASC	Location	FP Capacity	FP W/S	FP Capacity	Staff Capacity	Guard	Tech	QA	Sup	Part-Time Positions	Bio Capacity	Bio W/S	Staff Capacity	Bio Tech	I-90 Capacity	I-90 W/S	Staff Capacity	I-90 Tech	Total Positions
XKA	COLO	Kansas City	4,550	1	4,550	5,460	0	1	0	1	0	5,460	1	5,460	1	5,460	1	5,460	0	3
XKS	COLO	Wichita	1,517	1	1,517	1,820	0	0	0	1	1	1,820	1	1,820	0	1,820	1	1,820	0	2
XKC	COLO	St. Louis	3,033	1	3,033	3,640	0	1	0	1	0	3,640	1	3,640	0	3,640	1	3,640	0	2
Totals			9,100	3		10,920	0	2	0	3	1	10,920	3		1	10,920	3		0	7

OMAHA DISTRICT

Site Code	Type of ASC	Location	FP Capacity	FP W/S	FP Capacity	Staff Capacity	Guard	Tech	QA	Sup	Part-Time Positions	Bio Capacity	Bio W/S	Staff Capacity	Bio Tech	I-90 Capacity	I-90 W/S	Staff Capacity	I-90 Tech	Total Positions
XOA	COLO	Omaha	3,033	1	3,033	3,640	0	1	0	1	1	3,640	1	3,640	0	3,640	1	3,640	0	3
XOB	COLO	Des Moines	3,033	1	3,033	3,640	0	1	0	1	0	3,640	1	3,640	0	3,640	1	3,640	0	2
Totals			6,066	2		7,280	0	2	0	2	1	7,280	2		0	7,280	2		0	5

SAN ANTONIO DISTRICT

Site Code	Type of ASC	Location	FP Capacity	FP W/S	FP Capacity	Staff Capacity	Guard	Tech	QA	Sup	Part-Time Positions	Bio Capacity	Bio W/S	Staff Capacity	Bio Tech	I-90 Capacity	I-90 W/S	Staff Capacity	I-90 Tech	Total Positions
XSA	ASC	San Antonio	37,500	4	9,375	9,375	1	5	2	1	1	22,500	3	11,250	2	22,500	2	11,250	2	14
XJX	ASC	Laredo	1,517	1	1,517	1,820	1	0	0	1	1	1,820	1	1,820	0	1,820	1	1,820	0	3
Totals			39,017	5		24,920	2	5	2	2	2	24,920	4		2	24,920	3		2	17

**INS ASCs
Central Region**

ST. PAUL DISTRICT

Site Code	Location	Type of ASC	FP Capacity	FP W/S	FP Staff Capacity	Guard	Tech	QA	Sup	Part-Time Positions	Bio Capacity	Bio W/S	Staff Capacity	Bio Tech	I-90 Capacity	I-90 W/S	Staff Capacity	I-90 Tech	Total Positions
X3	St. Paul	ASC	18,750	3	9,375	1	3	1	1	1	11,250	1	11,250	1	11,250	1	11,250	1	9
X83	Rapid City	COLO	1,213	1	1,213	0	0	0	0	1	1,456	1	1,456	0	1,456	1	1,456	0	1
XSK	Fargo	COLO	1,213	1	1,213	0	0	0	0	1	1,456	1	1,456	0	1,456	1	1,456	0	1
X3	Sioux Falls	COLO	1,213	1	1,213	0	0	0	0	1	1,456	1	1,456	0	1,456	1	1,456	0	1
XSM	Duluth	COLO	1,213	1	1,213	0	0	0	0	1	1,456	1	1,456	0	1,456	1	1,456	0	1
Totals			23,602	7		1	3	1	1	5	17,074	5	17,074	1	17,074	5	17,074	1	13

Central Region Grand Totals	610,838	93	23	86	29	36	35	395,838	66	35	328,338	49	26	270
------------------------------------	----------------	-----------	-----------	-----------	-----------	-----------	-----------	----------------	-----------	-----------	----------------	-----------	-----------	------------

INS ASCs
Western Region

ANCHORAGE DISTRICT

Site Code	Location	Type of ASC	FP Capacity	FP W/S	Staff Capacity	Guard	Tech	QA	Sup	Part-Time Positions	Bio Capacity	Bio W/S	Staff Capacity	Bio Tech	1-90 Capacity	1-90 W/S	Staff Capacity	1-90 Tech	Total Positions
XAA	Anchorage	COLO	3,033	1	3,033	0	1	0	1	0	3,640	1	3,640	0	3,640	1	3,640	0	2
Totals			3,033	1	3,033	0	1	0	1	0	3,640	1	3,640	0	3,640	1	3,640	0	2

HONOLULU DISTRICT

Site Code	Location	Type of ASC	FP Capacity	FP W/S	Staff Capacity	Guard	Tech	QA	Sup	Part-Time Positions	Bio Capacity	Bio W/S	Staff Capacity	Bio Tech	1-90 Capacity	1-90 W/S	Staff Capacity	1-90 Tech	Total Positions
XHF	Honolulu	ASC	4,549	2	4,549	1	1	0	1	1	5,460	1	5,460	0	5,460	1	5,460	1	5
XHG	Agana	COLO	3,033	1	3,033	0	1	0	1	0	3,640	1	3,640	0	3,640	1	3,640	0	2
Totals			7,582	3	7,582	1	2	0	2	1	9,100	2	9,100	0	9,100	2	9,100	1	7

LOS ANGELES DISTRICT

Site Code	Location	Type of ASC	FP Capacity	FP W/S	Staff Capacity	Guard	Tech	QA	Sup	Part-Time Positions	Bio Capacity	Bio W/S	Staff Capacity	Bio Tech	1-90 Capacity	1-90 W/S	Staff Capacity	1-90 Tech	Total Positions
XLB	Pomona	ASC	28,125	4	9,375	1	4	1	1	0	11,250	1	11,250	1	11,250	1	11,250	1	9
XLC	El Monte	ASC	75,000	8	9,375	2	9	4	2	1	67,500	6	11,250	6	33,750	3	11,250	3	27
XLD	Gardena	ASC	46,875	5	9,375	2	6	3	2	1	22,500	4	11,250	2	22,500	3	11,250	2	18
XLE	Van Nuys	ASC	56,250	6	9,375	2	7	3	2	2	67,500	7	11,250	6	33,750	3	11,250	3	25
XLF	Belflower	ASC	37,500	4	9,375	2	5	3	2	1	33,750	4	11,250	3	22,500	3	11,250	2	18
XLG	Fairfax	ASC	28,125	3	9,375	1	4	2	1	1	11,250	2	11,250	2	11,250	1	11,250	1	12
XLH	Santa Ana	ASC	84,375	9	9,375	2	10	3	2	2	33,750	5	11,250	3	22,500	2	11,250	2	24
XLI	Buena Park	ASC	37,500	4	9,375	1	5	2	1	1	22,500	3	11,250	2	11,250	1	11,250	1	13
XLI	Riverside	ASC	56,250	6	9,375	2	7	3	2	2	33,750	5	11,250	3	22,500	3	11,250	2	21
XLK	Oxnard	ASC	18,750	4	9,375	1	3	1	1	0	11,250	1	11,250	1	11,250	1	11,250	1	8
XLL	Goleta	ASC	9,375	2	9,375	1	2	1	1	1	11,250	1	11,250	1	11,250	1	11,250	1	8
XLM	Wilshire	ASC	65,625	7	9,375	2	8	3	2	1	33,750	6	11,250	3	22,500	2	11,250	2	21
XRB	LAX Airport POE	COLO	9,100	6	9,100	0	1	0	1	8	0	0	0	0	0	0	0	0	10
Totals			582,850	68	19,711	19	71	29	20	21	360,000	45	33,750	33	336,250	24	33,750	21	214

PHOENIX DISTRICT

Site Code	Location	Type of ASC	FP Capacity	FP W/S	Staff Capacity	Guard	Tech	QA	Sup	Part-Time Positions	Bio Capacity	Bio W/S	Staff Capacity	Bio Tech	1-90 Capacity	1-90 W/S	Staff Capacity	1-90 Tech	Total Positions
XPF	Las Vegas	ASC	28,125	3	9,375	1	4	2	1	1	22,500	2	11,250	2	11,250	2	11,250	1	12
XPG	Tucson	ASC	6,067	2	6,067	1	1	0	1	1	7,279	1	7,279	1	7,279	1	7,279	1	6
XPH	Reno	COLO	3,033	1	3,033	0	1	0	1	0	3,640	1	3,640	0	3,640	1	3,640	0	2
XPI	Yuma	ASC	3,033	1	3,033	0	1	0	1	0	3,640	1	3,640	0	3,640	1	3,640	0	2
XPO	Phoenix	ASC	37,500	4	9,375	1	5	2	1	0	11,250	4	11,250	1	11,250	2	11,250	1	11
Totals			77,758	11	33,122	3	12	4	5	2	48,309	10	48,309	4	48,309	7	48,309	3	33

INS ASCS
Western Region

PORTLAND (OR) DISTRICT

Site Code	Location	Type of ASC	FP Capacity	FP W/S	Staff Capacity	Guard	FP Tech	QA	Sup	Part-Time Positions	Bio Capacity	Bio W/S	Staff Capacity	Bio Tech	1-90 Capacity	1-90 W/S	Staff Capacity	1-90 Tech	Total Positions
XPL	Portland, OR	ASC	37,500	4	9,375	1	5	1	1	0	11,250	2	11,250	1	11,250	2	11,250	1	10
Totals			37,500	4		1	5	1	1	0	11,250	2	11,250	1	11,250	2	11,250	1	10

* Two FP workstations are manual (ink) vice DBI.

SAN DIEGO DISTRICT

Site Code	Location	Type of ASC	FP Capacity	FP W/S	Staff Capacity	Guard	FP Tech	QA	Sup	Part-Time Positions	Bio Capacity	Bio W/S	Staff Capacity	Bio Tech	1-90 Capacity	1-90 W/S	Staff Capacity	1-90 Tech	Total Positions
XSB	San Diego	ASC	37,500	4	9,375	1	5	2	1	1	33,750	4	11,250	3	11,250	2	11,250	1	14
XSC	San Marcos	ASC	18,750	2	9,375	1	3	1	1	1	11,250	2	11,250	1	11,250	1	11,250	1	9
XSD	Calxico	COLO	1,517	1	1,517	0	0	0	1	1	1,820	1	1,820	0	1,820	1	1,820	0	2
Totals			57,767	7		2	8	3	3	3	46,820	7		4	24,320	4		2	25

SAN FRANCISCO DISTRICT

Site Code	Location	Type of ASC	FP Capacity	FP W/S	Staff Capacity	Guard	FP Tech	QA	Sup	Part-Time Positions	Bio Capacity	Bio W/S	Staff Capacity	Bio Tech	1-90 Capacity	1-90 W/S	Staff Capacity	1-90 Tech	Total Positions
XFB	Oakland	ASC	56,250	6	9,375	1	7	2	1	1	11,250	3	11,250	1	11,250	1	11,250	1	14
XFC	Santa Rosa	ASC	6,067	2	6,067	1	1	0	1	0	7,279	1	7,279	1	7,279	1	7,279	1	5
XFD	Salinas	ASC	9,375	2	9,375	1	2	1	1	1	11,250	1	11,250	1	11,250	2	11,250	1	8
XFE	Sacramento	ASC	28,125	4	9,375	1	4	2	1	1	11,250	2	11,250	1	11,250	2	11,250	1	11
XFF	Modesto	ASC	9,375	2	9,375	1	2	1	1	0	11,250	2	11,250	1	11,250	2	11,250	1	7
XFG	Fresno	ASC	37,500	4	9,375	1	5	2	1	1	22,500	3	11,250	2	11,250	2	11,250	1	13
XFH	Bakersfield	ASC	6,067	2	6,067	1	1	0	1	0	7,279	1	7,279	1	7,279	2	7,279	1	5
XFI	San Francisco	ASC	56,250	10	9,375	2	7	2	2	2	11,250	3	11,250	1	11,250	2	11,250	1	17
XFJ	San Jose	ASC	65,625	7	9,375	1	8	3	2	1	22,500	3	11,250	2	11,250	2	11,250	1	18
Totals			274,634	39		10	37	13	11	7	115,808	19		11	93,308	16		9	98

SEATTLE DISTRICT

Site Code	Location	Type of ASC	FP Capacity	FP W/S	Staff Capacity	Guard	FP Tech	QA	Sup	Part-Time Positions	Bio Capacity	Bio W/S	Staff Capacity	Bio Tech	1-90 Capacity	1-90 W/S	Staff Capacity	1-90 Tech	Total Positions
XSE	Seattle	ASC	37,500	4	9,375	1	5	2	1	0	22,500	4	11,250	2	11,250	1	11,250	1	12
XSF	Spokane	COLO	1,517	1	1,517	0	0	0	1	1	1,820	1	1,820	0	1,820	1	1,820	0	2
XSG	Richland	COLO	1,517	1	1,517	0	0	0	1	0	1,820	1	1,820	0	1,820	1	1,820	0	1
XSH	Yakima	COLO	3,033	1	3,033	0	1	0	1	0	3,640	1	3,640	0	3,640	1	3,640	0	2
Totals			43,567	7		1	6	2	4	1	29,760	7		2	18,630	4		1	17
Western Region Grand Totals			1,064,691	140		37	142	52	47	35	624,707	93		55	433,457	60		38	406

AMENDMENT OF SOLICITATION/MODIFICATION OF CONTRACT 1. CONTRACT DE PAGE OF PAGES

2. AMENDMENT/MODIFICATION NO. 041 3. EFF. DATE 10/01/2002 4. REQUISITION/PURCHASE REQ. NO. PRO-2-00000 5. PROJECT NO. (If applicable)

6. ISSUED BY CODE HQPRO
 Immigration & Naturalization Svc
 Headquarters Procurement
 425 I Street NW Room 2208
 Washington, D.C. 20536

7. ADMINISTERED BY (If other than Item 6) CODE HQPRO
 Immigration & Naturalization Svc
 Headquarters Procurement Div
 425 I Street, NW Room 2208
 Washington, D.C. 20536

8. NAME AND ADDRESS OF CONTRACTOR (No., street, county, State and Zip Code)
 VINNELL CORPORATION TIN: 541467670
 Attn: Michael Uster
 12150 E. Monument Drive
 Suite 800
 FairFax VA 22033

9A. AMENDMENT OF SOLICITATION NO.
 9B. DATED (SEE ITEM 11)
 10A. MODIFICATION OF CONTRACT/ORDER NO. COW-9-C-0015 /
 10B. DATED (SEE ITEM 13) 07/01/1999

11. THIS ITEM ONLY APPLIES TO AMENDMENTS OF SOLICITATIONS
 The above numbered solicitation is amended as set forth in Item 14. The hour and date specified for receipt of Offers is extended, is not extended. Offers must acknowledge receipt of this amendment prior to the hour and date specified in the solicitation or as amended, by one of the following methods:
 (a) By completing Items 8 and 15, and returning _____ copies of the amendment; (b) By acknowledging receipt of this amendment on each copy of the offer submitted; or (c) By separate letter or telegram which includes a reference to the solicitation and amendment numbers. FAILURE OF YOUR ACKNOWLEDGEMENT TO BE RECEIVED AT THE PLACE DESIGNATED FOR THE RECEIPT OF OFFERS PRIOR TO THE HOUR AND DATE SPECIFIED MAY RESULT IN REJECTION OF YOUR OFFER. If by virtue of this amendment you desire to change an offer already submitted, such change may be made by telegram or letter, provided each telegram or letter makes reference to the solicitation and this amendment, and is received prior to the opening hour and date specified.

12. ACCOUNTING AND APPROPRIATION DATA (If required)
 N/A

NET CHANGES: \$ 0.00
 13. THIS ITEM APPLIES ONLY TO MODIFICATIONS OF CONTRACTS/ORDERS, IT MODIFIES THE CONTRACT/ORDER NO. AS DESCRIBED IN ITEM 14.

A. THIS CHANGE ORDER IS ISSUED PURSUANT TO: (Specify authority) THE CHANGES SET FORTH IN ITEM 14 ARE MADE IN THE CONTRACT ORDER NO. IN ITEM 10A.
 B. THE ABOVE NUMBERED CONTRACT/ORDER IS MODIFIED TO REFLECT THE ADMINISTRATIVE CHANGES (Such as changes in paying office, appropriation date, etc.) SET FORTH IN ITEM 14, PURSUANT TO THE AUTHORITY OF FAR 43.103 (b).
 C. THIS SUPPLEMENTAL AGREEMENT IS ENTERED INTO PURSUANT TO AUTHORITY OF:
 D. OTHER (Specify type of modification and authority)
 X Mutual Agreement of the Parties
 E. IMPORTANT: Contractor is not is required to sign this document and return _____ copies to issuing office.

14. DESCRIPTION OF AMENDMENT/MODIFICATION (Organized by UCF section headings, including solicitation/contract subject matter where feasible.)
 1. The purpose of this modification is to exercise Option III under contract COW-9-C-0015. Pursuant to FAR Part 52-217-9, "Option to Extend the Term of the Contract MAR 1989" found under Section I.2 in the above contract is hereby exercised to extend the period of performance from October 1, 2002 through September 30, 2003. Funding for this contract beyond September 30, 2002 is contingent upon the availability of funds for Fiscal Year 2003 (FY-03).
 2. As a result of the Department of Labor's Determination, Health and Welfare Benefits have increased by \$.13 an hour from \$2.02 to \$2.15. All non-exempt wages have increased accordingly. Additionally, certain non-exempt wages in
 Except as provided herein, all terms and conditions of the document referenced in Item 9A or 10A, as heretofore changed, remains unchanged and in full force and effect.

15A. NAME AND TITLE OF SIGNER (Type or print)
 16A. NAME AND TITLE OF CONTRACTING OFFICER (Type or print)
 John A. Russo, Jr., Chief, IT Branch

15B. CONTRACTOR/OFFEROR (Signature of person authorized to sign)
 15C. DATE SIGNED
 16B. UNITED STATES OF AMERICA BY *John A. Russo, Jr.* (Signature of Contracting Officer)
 16C. DATE SIGNED 7/30/02

Vendor Official Requestor
 Receiving G104 Oblig. Other

AMENDMENT OF SOLICITATION/MODIFICATION OF CONTRACT - Continuation			1. CONTRACT ID CODE	
2. AMENDMENT/MODIFICATION NO. 041	3. EFF. DATE 10/01/2002	4. REQUISITION/PURCHASE REQ. NO. PRO-2-00000	PAGE OF	PAGES
14. DESCRIPTION OF AMENDMENT/MODIFICATION <i>(Organized by UCF section headings, including solicitation/contract subject matter where feasible.)</i>			2	2

various geographical locations have increased due to the Department of Labor's determination. All increases have been incorporated into the rates. See attached for the new fully loaded wage rates in Option Year 3. The non-exempt wages affected by the changes are the following:

- I-90 Lead Processing Clerk
- I-90 Processing Clerk
- Quality Assurance Specialist
- Fingerprint Technician
- Guard

3. Funding shall be provided through issuance of a Task Order.
4. The estimated total dollar value for Option Year 3 is \$74,197,903.90. All other terms and conditions remain unchanged.
5. Revised "Section B. Schedule of Supplies or Services" dated 9/12/02, attached hereto, is hereby incorporated into and made part of the above numbered contract, replacing all previous versions of "Schedule B. Schedule of Supplies or Services."
6. Point of contact for this modification is Jeanette Housen, (202) 305-3113.

Section B. Schedule of Supplies or Services

Contract COW-9-C-0015 Modification 041					
Option 3 (Year 4)					
Period of Performance 10/01/02 through 9/30/03					
CLIN	Description	Estimate Max Qty	Unit	Proposed Unit Price	Extended Price
4001	Site Supervisor - Atlanta	8,400	Hr		
4002 b	I-90 Processing Clerk	4,200	Hr		
4002	Quality Assurance Specialist	6,300	Hr		
4003	Fingerprint Technician	24,150	Hr		
4004	Guard	4,200	Hr		
4005	Site Supervisor - Baltimore	5,880	Hr		
4006 b	I-90 Processing Clerk	4,200	Hr		
4006	Quality Assurance Specialist	6,300	Hr		
4007	Fingerprint Technician	17,850	Hr		
4008	Guard	2,100	Hr		
4009	Site Supervisor - Boston	10,500	Hr		
4010 b	I-90 Processing Clerk	6,300	Hr		
4010	Quality Assurance Specialist	8,400	Hr		
4011	Fingerprint Technician	34,650	Hr		
4012	Guard	6,300	Hr		
4013	Site Supervisor - Buffalo	6,300	Hr		
4014 b	I-90 Processing Clerk	-	Hr		
4014	Quality Assurance Specialist	250	Hr		
4015	Fingerprint Technician	4,200	Hr		
4016	Guard	-	Hr		
4017	Site Supervisor - Cleveland	6,300	Hr		
4018 b	I-90 Processing Clerk	2,100	Hr		
4018	Quality Assurance Specialist	250	Hr		
4019	Fingerprint Technician	8,400	Hr		
4020	Guard	6,300	Hr		
4021	Site Supervisor - Detroit	4,200	Hr		
4022 b	I-90 Processing Clerk	4,200	Hr		
4022	Quality Assurance Specialist	4,200	Hr		
4023	Fingerprint Technician	17,850	Hr		
4024	Guard	4,200	Hr		
4025	Site Supervisor - Miami	18,900	Hr		
4026 b	I-90 Processing Clerk	14,700	Hr		
4026	Quality Assurance Specialist	23,100	Hr		
4027	Fingerprint Technician	92,400	Hr		
4028	Guard	14,700	Hr		
4029	Site Supervisor - New Orleans	12,180	Hr		
4030 b	I-90 Processing Clerk	-	Hr		
4030	Quality Assurance Specialist	250	Hr		
4031	Fingerprint Technician	15,750	Hr		
4032	Guard	4,200	Hr		
4033	Site Supervisor - New York	22,680	Hr		
4034 b	I-90 Processing Clerk	18,900	Hr		
4034	Quality Assurance Specialist	34,650	Hr		
4035	Fingerprint Technician	128,100	Hr		
4036	Guard	18,900	Hr		
4037	Site Supervisor - Newark	8,400	Hr		
4038 b	I-90 Processing Clerk	6,300	Hr		

(b)(4)

Section B. Schedule of Supplies or Services

Contract COW-9-C-0015 Modification 041					
Option 3 (Year 4)					
Period of Performance 10/01/02 through 9/30/03					
CLIN	Description	Estimate Max Qty	Unit	Proposed Unit Price	Extended Price
4038	Quality Assurance Specialist	12,600	Hr		
4039	Fingerprint Technician	51,450	Hr		
4040	Guard	6,300	Hr		
4041	Site Supervisor - Philadelphia	10,080	Hr		
4042 b	I-90 Processing Clerk	4,200	Hr		
4042	Quality Assurance Specialist	4,200	Hr		
4043	Fingerprint Technician	15,750	Hr		
4044	Guard	4,200	Hr		
4045	Site Supervisor - Portland	3,780	Hr		
4046 b	I-90 Processing Clerk	-	Hr		
4046	Quality Assurance Specialist	250	Hr		
4047	Fingerprint Technician	1,050	Hr		
4048	Guard	-	Hr		
4049	Site Supervisor - San Juan	6,300	Hr		
4050 b	I-90 Processing Clerk	2,100	Hr		
4050	Quality Assurance Specialist	250	Hr		
4051	Fingerprint Technician	4,200	Hr		
4052	Guard	2,100	Hr		
4053	Site Supervisor - Washington	6,300	Hr		
4054 b	I-90 Processing Clerk	2,100	Hr		
4054	Quality Assurance Specialist	6,300	Hr		
4055	Fingerprint Technician	23,100	Hr		
4056	Guard	2,100	Hr		
4057	Site Supervisor - Chicago	18,900	Hr		
4058 b	I-90 Processing Clerk	12,600	Hr		
4058	Quality Assurance Specialist	16,800	Hr		
4059	Fingerprint Technician	86,100	Hr		
4060	Guard	12,600	Hr		
4061	Site Supervisor - Dallas	12,600	Hr		
4062 b	I-90 Processing Clerk	12,600	Hr		
4062	Quality Assurance Specialist	14,700	Hr		
4063	Fingerprint Technician	52,500	Hr		
4064	Guard	8,400	Hr		
4065	Site Supervisor - Denver	7,980	Hr		
4066 b	I-90 Processing Clerk	4,200	Hr		
4066	Quality Assurance Specialist	6,300	Hr		
4067	Fingerprint Technician	18,900	Hr		
4068	Guard	4,200	Hr		
4069	Site Supervisor - El Paso	6,300	Hr		
4070 b	I-90 Processing Clerk	4,200	Hr		
4070	Quality Assurance Specialist	8,400	Hr		
4071	Fingerprint Technician	25,200	Hr		
4072	Guard	6,300	Hr		
4073	Site Supervisor - Harlingen	4,200	Hr		
4074 b	I-90 Processing Clerk	4,200	Hr		
4074	Quality Assurance Specialist	4,200	Hr		
4075	Fingerprint Technician	14,700	Hr		
4076	Guard	4,200	Hr		

(b)(4)

Section B. Schedule of Supplies or Services

Contract COW-9-C-0015 Modification 041					
Option 3 (Year 4)					
Period of Performance 10/01/02 through 9/30/03					
CLIN	Description	Estimate Max Qty	Unit	Proposed Unit Price	Extended Price
4077	Site Supervisor - Helena	5,460	Hr		
4078 b	I-90 Processing Clerk	-	Hr		
4078	Quality Assurance Specialist	250	Hr		
4079	Fingerprint Technician	1,050	Hr		
4080	Guard	-	Hr		
4081	Site Supervisor - Houston	8,400	Hr		
4082 b	I-90 Processing Clerk	10,500	Hr		
4082	Quality Assurance Specialist	12,600	Hr		
4083	Fingerprint Technician	46,200	Hr		
4084	Guard	6,300	Hr		
4085	Site Supervisor - Kansas City	6,300	Hr		
4086 b	I-90 Processing Clerk	-	Hr		
4086	Quality Assurance Specialist	250	Hr		
4087	Fingerprint Technician	7,350	Hr		
4088	Guard	-	Hr		
4089	Site Supervisor - Omaha	4,200	Hr		
4090 b	I-90 Processing Clerk	-	Hr		
4090	Quality Assurance Specialist	250	Hr		
4091	Fingerprint Technician	5,250	Hr		
4092	Guard	-	Hr		
4093	Site Supervisor - San Antonio	4,200	Hr		
4094 b	I-90 Processing Clerk	4,200	Hr		
4094	Quality Assurance Specialist	4,200	Hr		
4095	Fingerprint Technician	16,800	Hr		
4096	Guard	4,200	Hr		
4097	Site Supervisor - St. Paul	8,820	Hr		
4098 b	I-90 Processing Clerk	2,100	Hr		
4098	Quality Assurance Specialist	2,100	Hr		
4099	Fingerprint Technician	9,450	Hr		
4100	Guard	2,100	Hr		
4101	Site Supervisor - Anchorage	2,100	Hr		
4102 b	I-90 Processing Clerk	-	Hr		
4102	Quality Assurance Specialist	250	Hr		
4103	Fingerprint Technician	2,100	Hr		
4104	Guard	-	Hr		
4105	Site Supervisor - Honolulu	4,200	Hr		
4106 b	I-90 Processing Clerk	2,100	Hr		
4106	Quality Assurance Specialist	250	Hr		
4107	Fingerprint Technician	5,250	Hr		
4108	Guard	2,100	Hr		
4109	Site Supervisor - Los Angeles	42,000	Hr		
4110 b	I-90 Processing Clerk	44,100	Hr		
4110	Quality Assurance Specialist	60,900	Hr		
4111	Fingerprint Technician	240,450	Hr		
4112	Guard	39,900	Hr		
4113	Site Supervisor - Phoenix	10,500	Hr		
4114 b	I-90 Processing Clerk	6,300	Hr		
4114	Quality Assurance Specialist	8,400	Hr		

(b)(4)

Section B. Schedule of Supplies or Services

Contract COW-9-C-0015 Modification 041					
Option 3 (Year 4)					
Period of Performance 10/01/02 through 9/30/03					
CLIN	Description	Estimate Max Qty	Unit	Proposed Unit Price	Extended Price
4115	Fingerprint Technician	35,700	Hr		
4116	Guard	6,300	Hr		
4117	Site Supervisor - Portland	2,100	Hr		
4118 b	I-90 Processing Clerk	2,100	Hr		
4118	Quality Assurance Specialist	2,100	Hr		
4119	Fingerprint Technician	12,600	Hr		
4120	Guard	2,100	Hr		
4121	Site Supervisor - San Diego	6,300	Hr		
4122 b	I-90 Processing Clerk	4,200	Hr		
4122	Quality Assurance Specialist	6,300	Hr		
4123	Fingerprint Technician	28,350	Hr		
4124	Guard	4,200	Hr		
4125	Site Supervisor - San Francisc	23,100	Hr		
4126 b	I-90 Processing Clerk	18,900	Hr		
4126	Quality Assurance Specialist	31,500	Hr		
4127	Fingerprint Technician	108,150	Hr		
4128	Guard	21,000	Hr		
4129	Site Supervisor - Seattle	8,400	Hr		
4130 b	I-90 Processing Clerk	2,100	Hr		
4130	Quality Assurance Specialist	4,200	Hr		
4131	Fingerprint Technician	17,850	Hr		
4132	Guard	2,100	Hr		
Estimated Total Labor		2,185,660			
4133	Leases / Facility Costs		lot	NTE	15,750,000.00
4134	Equipment		lot	NTE	1,000,000.00
4135	Supplies		lot	NTE	1,500,000.00
4136	Travel		lot	NTE	1,622,112.45
Estimated Total ODC					19,872,112.45
4137	ODC Handling Fee				
Total Estimate for the Period					\$ 74,197,903.90

(b)(4)

(b)(4)