

AMENDMENT OF SOLICITATION/MODIFICATION OF CONTRACT

2. AMENDMENT/MODIFICATION NO. P00056		3. EFFECTIVE DATE 10/29/2004	4. REQUISITION/PURCHASE REQ NO.	5. PROJECT NO. (If applicable) 1 2
6. ISSUED BY CIS Contracting Office Department of Homeland Security 70 Kimball Avenue South Burlington VT 05403		CODE CIS	7. ADMINISTERED BY (If other than item 6) CIS Contracting Office Department of Homeland Security 70 Kimball Avenue South Burlington VT 05403	

8. NAME AND ADDRESS OF CONTRACTOR (No., street, county, State and ZIP Code) VIANNEL CORPORATION 12150 MONUMENT DR STE 800 FAIRFAX VA 220334064		9A. AMENDMENT OF SOLICITATION NO. (X)
CODE 0069039000000 FACILITY CODE		9B. DATED (SEE ITEM 11)
		10A. MODIFICATION OF CONTRACT/ORDER NO. HSSCCG-05-D-0008 (X)
		10B. DATED (SEE ITEM 13) 10/01/1999

11. THIS ITEM ONLY APPLIES TO AMENDMENTS OF SOLICITATIONS

The above numbered solicitation is amended as set forth in item 14. The hour and date specified for receipt of Offers is extended, is not extended. Offers must acknowledge receipt of this amendment prior to the hour and date specified in the solicitation or as amended, by one of the following methods: (a) By completing items 8 and 19, and returning _____ copies of the amendment; (b) By acknowledging receipt of this amendment on each copy of the offer submitted; or (c) By separate letter or telegram which includes a reference to the solicitation and amendment number. FAILURE OF YOUR ACKNOWLEDGEMENT TO BE RECEIVED AT THE PLACE DESIGNATED FOR THE RECEIPT OF OFFERS PRIOR TO THE HOUR AND DATE SPECIFIED MAY RESULT IN REJECTION OF YOUR OFFER. If by virtue of this amendment you desire to change an offer already submitted, such change may be made by telegram or letter, provided each telegram or letter makes reference to the solicitation and this amendment, and is received prior to the opening hour and date specified.

12. ACCOUNTING AND APPROPRIATION DATA (If required.)
See Schedule

13. THIS ITEM APPLIES ONLY TO MODIFICATIONS OF CONTRACT/ORDERS. IT MODIFIES THE CONTRACT/ORDER NO. AS DESCRIBED IN ITEM 14.

(a)	A. THIS CHANGE ORDER IS ISSUED PURSUANT TO: (Specify authority) THE CHANGES SET FORTH IN ITEM 14 ARE MADE IN THE CONTRACT ORDER NO. IN ITEM 10A.
	B. THE ABOVE NUMBERED CONTRACT/ORDER IS MODIFIED TO REFLECT THE ADMINISTRATIVE CHANGES (such as changes in paying office, appropriation data, etc.) SET FORTH IN ITEM 14, PURSUANT TO THE AUTHORITY OF FAR 43.103(b).
X	C. THIS SUPPLEMENTAL AGREEMENT IS ENTERED INTO PURSUANT TO THE AUTHORITY OF: 52.222-43, Fair Labor Standards Act and Service Contract Act-Price Adjustment
	D. OTHER (Specify type of modification and authority)

E. IMPORTANT: Contractor is not, is required to sign this document and return 1 copies to the issuing office.

14. DESCRIPTION OF AMENDMENT/MODIFICATION (Organized by UCF section headings, including solicitation/contract subject matter where feasible.)
Tax ID Number: 951473529
DUNS Number: 006903900
The purpose of this modification is to definitize modification X055 to CON-9-C-0015, the previous contract number of this contract.

a. The attached Section B, Schedule of Supplies or Services is incorporated into the contract. Rates are effective for the period 10/1/04 through 3/31/05.

b. The estimated total price of the extension period is stated as \$27,700,000.00 in modification X055. This estimate is corrected to read \$28,669,229.16, based on 992 hours per FTE. By incorporating revised rates, the estimated amount of the extension is Continued ...

Except as provided herein, all terms and conditions of the document referenced in item 8A or 10A, as heretofore changed, remains unchanged and is full force and effect.

15A. NAME AND TITLE OF SIGNER (Type or print) Alan R. Cocks Vice President, Operations	18A. NAME AND TITLE OF CONTRACTING OFFICER (Type or print) Laura B. Zuchowski
15B. CONTRACTOR OFFICER 	18B. UNITED STATES OF AMERICA
15C. DATE SIGNED 11/24/04	18C. DATE SIGNED 11/29/04

CONTINUATION SHEET

REFERENCE NO. OF DOCUMENT BEING CONTINUED
 HSSCCG-05-D-0008/P00058

PAGE OF
 2 2

NAME OF OFFEROR OR CONTRACTOR
 VINNELL CORPORATION

ITEM NO (A)	SUPPLIES/SERVICES (B)	QUANTITY (C)	UNIT (D)	UNIT PRICE (E)	AMOUNT (F)
	<p>\$28,888,824.44 an increase of \$219,595.95.</p> <p>c. Funding to be provided on delivery order HSSCCG-05-J-0004.</p> <p>d. This modification represents full and final adjustment for increases to Service Contract Wage Determinations incorporated in modification X055.</p>				

SECTION B, SCHEDULE OF SUPPLIES OR SERVICES
 CONTRACT COW-9-0015 Extension
 FOR THE PERIOD 10/01/04 - 03/31/05

CLIN	Description	Estimate		Proposed Unit Price	Extended Price
		Max Qty	Unit		
6001	ATLANTA	Site Supervisor	4,960	Hr	(b)(4)
6002		Quality Assurance Specialist	2,976	Hr	
6002B		I-90 Processing Clerk	1,984	Hr	
6003		Fingerprint Technician	12,896	Hr	
6004		Guard	2,976	Hr	
6005	BALTIMORE	Site Supervisor	2,976	Hr	
6006		Quality Assurance Specialist	2,976	Hr	
6006B		I-90 Processing Clerk	1,984	Hr	
6007		Fingerprint Technician	5,456	Hr	
6008		Guard	992	Hr	
6009	BOSTON	Site Supervisor	4,960	Hr	
6010		Quality Assurance Specialist	3,968	Hr	
6010B		I-90 Processing Clerk	2,976	Hr	
6011		Fingerprint Technician	12,400	Hr	
6012		Guard	2,976	Hr	
6013	BUFFALO	Site Supervisor	2,976	Hr	
6014		Quality Assurance Specialist	-	Hr	
6014B		I-90 Processing Clerk	-	Hr	
6015		Fingerprint Technician	3,472	Hr	
6016		Guard	-	Hr	
6017	CLEVELAND	Site Supervisor	2,976	Hr	
6018		Quality Assurance Specialist	-	Hr	
6018B		I-90 Processing Clerk	992	Hr	
6019		Fingerprint Technician	4,960	Hr	
6020		Guard	-	Hr	
6021	DETROIT	Site Supervisor	1,984	Hr	
6022		Quality Assurance Specialist	1,984	Hr	
6022B		I-90 Processing Clerk	992	Hr	
6023		Fingerprint Technician	5,952	Hr	
6024		Guard	1,984	Hr	
6025	MIAMI	Site Supervisor	8,928	Hr	
6026		Quality Assurance Specialist	8,920	Hr	
6026B		I-90 Processing Clerk	6,944	Hr	
6027		Fingerprint Technician	35,712	Hr	
6028		Guard	8,944	Hr	
6029	NEW ORLEANS	Site Supervisor	4,960	Hr	
6030		Quality Assurance Specialist	-	Hr	
6030B		I-90 Processing Clerk	-	Hr	
6031		Fingerprint Technician	8,432	Hr	
6032		Guard	1,984	Hr	
6033	NEW YORK	Site Supervisor	9,920	Hr	
6034		Quality Assurance Specialist	15,872	Hr	
6034B		I-90 Processing Clerk	6,944	Hr	

6035		Fingerprint Technician	52,080	Hr
6036		Guard	8,928	Hr
6037	NEWARK	Site Supervisor	3,968	Hr
6038		Quality Assurance Specialist	5,952	Hr
6038B		I-90 Processing Clerk	1,984	Hr
6039		Fingerprint Technician	16,352	Hr
6040		Guard	2,976	Hr
6041	PHILADELPHIA	Site Supervisor	4,960	Hr
6042		Quality Assurance Specialist	1,984	Hr
6042B		I-90 Processing Clerk	1,984	Hr
6043		Fingerprint Technician	6,448	Hr
6044		Guard	2,976	Hr
6045	PORTLAND ME	Site Supervisor	1,984	Hr
6046		Quality Assurance Specialist	-	Hr
6046B		I-90 Processing Clerk	-	Hr
6047		Fingerprint Technician	992	Hr
6048		Guard	-	Hr
6049	SAN JUAN	Site Supervisor	2,976	Hr
6050		Quality Assurance Specialist	-	Hr
6050B		I-90 Processing Clerk	992	Hr
6051		Fingerprint Technician	992	Hr
6052		Guard	992	Hr
6053	WASHINGTON	Site Supervisor	2,976	Hr
6054		Quality Assurance Specialist	2,976	Hr
6054B		I-90 Processing Clerk	992	Hr
6055		Fingerprint Technician	9,920	Hr
6056		Guard	992	Hr
6057	CHICAGO	Site Supervisor	8,928	Hr
6058		Quality Assurance Specialist	7,936	Hr
6058B		I-90 Processing Clerk	7,936	Hr
6059		Fingerprint Technician	25,296	Hr
6060		Guard	5,952	Hr
6061	DALLAS	Site Supervisor	5,952	Hr
6062		Quality Assurance Specialist	5,952	Hr
6062B		I-90 Processing Clerk	5,952	Hr
6063		Fingerprint Technician	15,376	Hr
6064		Guard	3,968	Hr
6065	DENVER	Site Supervisor	3,968	Hr
6066		Quality Assurance Specialist	992	Hr
6066B		I-90 Processing Clerk	1,984	Hr
6067		Fingerprint Technician	4,960	Hr
6068		Guard	1,984	Hr
6069	EL PASO	Site Supervisor	1,984	Hr
6070		Quality Assurance Specialist	2,976	Hr
6070B		I-90 Processing Clerk	992	Hr
6071		Fingerprint Technician	5,952	Hr
6072		Guard	1,984	Hr
6073	HARLINGEN	Site Supervisor	1,984	Hr
6074		Quality Assurance Specialist	992	Hr

(b)(4)

6074B		I-90 Processing Clerk	1,984	Hr
6075		Fingerprint Technician	3,472	Hr
6076		Guard	1,984	Hr
6077	HELENA	Site Supervisor	1,984	Hr
6078		Quality Assurance Specialist	-	Hr
6078B		I-90 Processing Clerk	-	Hr
6079		Fingerprint Technician	992	Hr
6080		Guard	-	Hr
6081	HOUSTON	Site Supervisor	3,968	Hr
6082		Quality Assurance Specialist	5,952	Hr
6082B		I-90 Processing Clerk	4,960	Hr
6083		Fingerprint Technician	15,872	Hr
6084		Guard	2,976	Hr
6085	KANSAS CITY	Site Supervisor	2,976	Hr
6086		Quality Assurance Specialist	-	Hr
6086B		I-90 Processing Clerk	-	Hr
6087		Fingerprint Technician	2,480	Hr
6088		Guard	-	Hr
6089	OMAHA	Site Supervisor	1,984	Hr
6090		Quality Assurance Specialist	-	Hr
6090B		I-90 Processing Clerk	-	Hr
6091		Fingerprint Technician	2,480	Hr
6092		Guard	-	Hr
6093	SAN ANTONIO	Site Supervisor	1,984	Hr
6094		Quality Assurance Specialist	1,984	Hr
6094B		I-90 Processing Clerk	992	Hr
6095		Fingerprint Technician	5,458	Hr
6096		Guard	1,984	Hr
6097	ST. PAUL	Site Supervisor	3,968	Hr
6098		Quality Assurance Specialist	992	Hr
6098B		I-90 Processing Clerk	992	Hr
6099		Fingerprint Technician	3,968	Hr
6100		Guard	992	Hr
6101	ANCHORAGE	Site Supervisor	992	Hr
6102		Quality Assurance Specialist	-	Hr
6102B		I-90 Processing Clerk	-	Hr
6103		Fingerprint Technician	992	Hr
6104		Guard	-	Hr
6105	HONOLULU	Site Supervisor	1,984	Hr
6106		Quality Assurance Specialist	-	Hr
6106B		I-90 Processing Clerk	992	Hr
6107		Fingerprint Technician	3,472	Hr
6108		Guard	992	Hr
6109	LOS ANGELES	Site Supervisor	19,840	Hr
6110		Quality Assurance Specialist	25,792	Hr
6110B		I-90 Processing Clerk	10,912	Hr
6111		Fingerprint Technician	72,416	Hr
6112		Guard	17,856	Hr
6113	PHOENIX	Site Supervisor	4,960	Hr

(b)(4)

6114		Quality Assurance Specialist	2,976	Hr
6114B		I-90 Processing Clerk	2,976	Hr
6115		Fingerprint Technician	10,912	Hr
6116		Guard	2,976	Hr
6117	PORTLAND OR	Site Supervisor	992	Hr
6118		Quality Assurance Specialist	992	Hr
6118B		I-90 Processing Clerk	992	Hr
6119		Fingerprint Technician	3,968	Hr
6120		Guard	992	Hr
6121	SAN DIEGO	Site Supervisor	2,976	Hr
6122		Quality Assurance Specialist	2,976	Hr
6122B		I-90 Processing Clerk	1,984	Hr
6123		Fingerprint Technician	7,440	Hr
6124		Guard	1,984	Hr
6125	SAN FRANCISCO	Site Supervisor	10,912	Hr
6126		Quality Assurance Specialist	12,896	Hr
6126B		I-90 Processing Clerk	7,936	Hr
6127		Fingerprint Technician	31,248	Hr
6128		Guard	9,920	Hr
6129	SEATTLE	Site Supervisor	3,968	Hr
6130		Quality Assurance Specialist	992	Hr
6130B		I-90 Processing Clerk	992	Hr
6131		Fingerprint Technician	5,952	Hr
6132		Guard	992	Hr


Total Labor 845,184

6133	Leases / Facility Costs	lot
6134	Equipment	lot
6135	Supplies	lot
6136	Travel	lot


Total ODC

6137 ODC Handling Fee

Total Estimate for the Period



(b)(4)



(b)(4)

\$ 28,888,824.44

AMENDMENT OF SOLICITATION/MODIFICATION OF CONTRACT		1 CONTRACT ID CODE	PAGE OF PAGES 1 2	
2 AMENDMENT/MODIFICATION NO P00059	3 EFFECTIVE DATE 12/01/2004	4 REQUISITION/PURCHASE REQ NO CIS-5-RQ108	5 PROJECT NO (If applicable)	
6 ISSUED BY CIS Contracting Office Department of Homeland Security 70 Kimball Avenue South Burlington VT 05403	CODE CIS	7 ADMINISTERED BY (If other than Item 6) CIS Contracting Office Department of Homeland Security 70 Kimball Avenue South Burlington VT 05403	CODE CIS	
8 NAME AND ADDRESS OF CONTRACTOR (Firm, Street, County, State and ZIP Code) VINNELL CORPORATION 12150 MONUMENT DR STE 800 FAIRFAX VA 220334064		(a) 9A AMENDMENT OF SOLICITATION NO		
CODE 0069039000000 FACILITY CODE		9B DATED (SEE ITEM 11)		
		X 10A MODIFICATION OF CONTRACT/ORDER NO HSSCCG-05-D-0008		
		10B DATED (SEE ITEM 13) 10/01/1999		

11. THIS ITEM ONLY APPLIES TO AMENDMENTS OF SOLICITATIONS

The above numbered solicitation is amended as set forth in Item 14. The hour and date specified for receipt of Offers. is extended. is not extended. Offers must acknowledge receipt of this amendment prior to the hour and date specified in the solicitation or as amended, by one of the following methods: (a) By completing Items 8 and 15, and returning _____ copies of the amendment; (b) By acknowledging receipt of this amendment on each copy of the offer submitted; or (c) By separate letter or telegram which includes a reference to the solicitation and amendment number. FAILURE OF YOUR ACKNOWLEDGEMENT TO BE RECEIVED AT THE PLACE DESIGNATED FOR THE RECEIPT OF OFFERS PRIOR TO THE HOUR AND DATE SPECIFIED MAY RESULT IN REJECTION OF YOUR OFFER. If by virtue of this amendment you desire to change an offer already submitted, such change may be made by telegram or letter provided each telegram or letter makes reference to the solicitation and this amendment, and is received prior to the opening hour and date specified.

12. ACCOUNTING AND APPROPRIATION DATA (If required.)
See Schedule

13. THIS ITEM APPLIES ONLY TO MODIFICATIONS OF CONTRACT/ORDERS. IT MODIFIES THE CONTRACT/ORDER NO. AS DESCRIBED IN ITEM 14.

(a)	A. THIS CHANGE ORDER IS ISSUED PURSUANT TO: (Specify authority) THE CHANGES SET FORTH IN ITEM 14 ARE MADE IN THE CONTRACT ORDER NO. IN ITEM 10A.
	B. THE ABOVE NUMBERED CONTRACT/ORDER IS MODIFIED TO REFLECT THE ADMINISTRATIVE CHANGES (such as changes in paying office, appropriation date, etc.) SET FORTH IN ITEM 14, PURSUANT TO THE AUTHORITY OF FAR 43.103(b).
X	C. THIS SUPPLEMENTAL AGREEMENT IS ENTERED INTO PURSUANT TO THE AUTHORITY OF Mutual Agreement
	D. OTHER (Specify type of modification and authority)

IMPORTANT: Contractor is not is required to sign this document and return 1 copies to the issuing office.

14. DESCRIPTION OF AMENDMENT/MODIFICATION (Organized by UCF section headings, including solicitation/contract subject matter where feasible.)

Tax ID Number: 951473529
DUNS Number: 006903900
The purpose of this modification is to revise staffing and to provide pricing for overtime work.

- a. Revised Attachment 3, dated 12/01/04 is hereby incorporated into this contract and replaces all previous versions of Attachment 3. This action completely revises the staffing plan, adding 150 positions. Contractor positions change from 1,014 to 1,164
 - b. Revised Section B, identified by "P00059" in the lower left corner is incorporated and replaces existing Section B, and includes additional hours for revised staffing plan
- Continued ...

Except as provided herein, all terms and conditions of the document referenced in Item 8A or 10A, as heretofore changed, remains unchanged and in full force and effect.

15A NAME AND TITLE OF SIGNER (Type or print) George R. Petleys, Jr. President & CEO	15B CONTRACTOR OFFICER	15C DATE SIGNED	16A NAME AND TITLE OF CONTRACTING OFFICER (Type or print) Peter M. Dietrich	16C DATE SIGNED 12/21/04
<small>(Signature of person authorized to sign)</small>			<small>(Signature of Contracting Officer)</small>	

NSN 7540-01-102-0070
Previous edition unusable

STANDARD FORM 30 (REV 10-88)
Prescribed by GSA
FAR (48 CFR) 53.243

CONTINUATION SHEET

REFERENCE NO. OF DOCUMENT BEING CONTINUED
HSSCCG-05-D-0008/P00059

PAGE 2 OF 2

NAME OF OFFEROR OR CONTRACTOR
VINNELL CORPORATION

ITEM NO (A)	SUPPLIES/SERVICES (B)	QUANTITY (C)	UNIT (D)	UNIT PRICE (E)	AMOUNT (F)
	<p>CLINS 6138 through 6141, Overtime Rates, are included in the revised Section B. Before using overtime hours, the Contractor shall submit an estimate of the hours and cost to the COTR. No overtime hours shall be used without written approval from the COTR.</p> <p>c. The estimated impact of this modification is an increase of \$1,864,144.80 for revised staffing and \$1,996,826.00 for overtime. Total estimated amount of six month extension, for the period 10/1/04 through 3/31/05, is \$32,749,795.24.</p> <p>d. Funding for this action to be provided on delivery order HSSCCG-05-J-0004.</p>				

New CIS ASC Program Annual Capacity Summary

Region	ASC COLO Total			BIO Capacity	BIO W/S	Staff Capacity	Guard	FP Tech	QA	Sub	Part-Time Positions	1:90 Capacity	1:90 W/S	Staff Capacity	1:90 Tech	Total Positions
	ASC	COLO	Total													
EASTERN	31	30	61	2,345,250	253	2,584,500	35	238	67	72	61	457,500	51	291,250	33	564
Atlanta	1	2	3	202,500	18	180,750	3	20	5	6	4	45,000	6	25,000	3	41
Baltimore	1	2	3	123,750	11	118,500	1	13	3	3	1	22,500	3	16,250	2	23
Boston	3	1	4	213,750	19	178,750	3	20	5	5	3	37,500	5	32,000	4	40
Buffalo	0	3	3	67,500	6	30,000	0	6	0	3	3	22,500	3	6,000	0	12
Cleveland	1	2	3	90,000	8	65,000	0	8	2	3	4	22,500	3	13,500	2	19
Detroit	2	1	3	78,750	7	70,000	2	9	1	2	2	15,000	2	12,500	1	17
Miami	7	3	10	562,500	50	555,000	7	61	14	13	10	80,000	8	56,000	7	112
New Orleans	0	6	6	112,500	10	58,500	2	11	0	5	5	45,000	6	12,750	0	23
New York	7	1	8	753,750	67	753,750	9	78	22	14	15	67,500	9	60,000	8	146
Newark	2	1	3	258,750	23	258,750	3	26	8	4	7	30,000	4	22,500	3	51
Philadelphia	3	2	5	180,000	16	134,250	3	16	3	6	3	37,500	5	14,750	1	32
Portland (ME)	0	2	2	22,500	2	12,000	0	2	0	2	2	15,000	2	2,500	0	6
San Juan	1	2	3	56,250	5	33,000	1	3	1	3	0	22,500	3	6,500	1	9
Washington DC	1	1	2	123,750	11	116,250	1	13	3	3	2	15,000	2	11,000	1	23
Sub-total	31	30	61	2,345,250	253	2,584,500	35	238	67	72	61	457,500	51	291,250	33	564
CENTRAL	23	17	40	1,182,500	106	685,250	22	103	19	38	27	387,500	45	211,250	22	236
Chicago	6	3	9	360,000	32	245,000	6	33	4	9	9	67,500	9	44,000	4	65
Dallas	4	1	5	157,500	14	132,500	4	17	4	4	3	60,000	8	49,000	5	39
Denver	3	1	4	112,500	10	79,500	2	8	2	4	3	37,500	5	25,000	3	22
El Paso	2	0	2	67,500	6	55,000	2	7	1	2	2	22,500	3	17,000	2	16
Harlingen	2	0	2	56,250	5	40,000	2	7	1	2	1	15,000	2	8,500	0	13
Helena	0	3	3	33,750	3	10,500	0	0	0	2	2	30,000	4	2,000	0	4
Houston	3	0	3	146,250	13	135,000	3	15	4	3	2	37,500	5	30,000	4	31
Kansas City	0	3	3	56,250	5	26,000	0	5	0	3	2	22,500	3	5,250	0	9
Omaha	0	2	2	45,000	4	20,000	0	4	0	2	1	15,000	2	4,000	0	7
San Antonio	2	0	2	67,500	6	62,250	2	7	2	2	1	22,500	3	16,250	2	16
St. Paul	1	4	5	90,000	8	59,500	1	5	1	4	2	37,500	5	10,250	1	14
Sub-total	23	17	40	1,182,500	106	685,250	22	103	19	38	27	387,500	45	211,250	22	236
WESTERN	30	8	38	1,923,750	171	1,653,750	35	183	51	48	28	487,500	51	240,500	29	374
Anchorage	0	1	1	11,250	1	6,000	0	1	0	1	0	7,500	1	1,250	0	2
Honolulu	1	1	2	45,000	4	21,000	1	4	1	2	1	15,000	2	4,750	0	9
Los Angeles	12	1	13	888,750	79	857,500	18	89	28	20	14	180,000	24	125,000	17	186
Phoenix	4	1	5	191,250	17	139,500	3	17	4	5	2	52,500	7	21,000	2	33
Portland (OR)	1	0	1	45,000	4	33,750	1	4	1	1	0	15,000	2	7,500	1	8
San Diego	2	1	3	112,500	10	96,000	2	11	2	3	2	37,500	5	16,250	2	22
San Francisco	9	0	9	528,750	47	433,750	10	49	14	12	7	120,000	16	54,000	6	98
Seattle	1	3	4	101,250	9	72,250	0	8	1	4	2	30,000	4	10,750	1	16
Sub-total	30	8	38	1,923,750	171	1,653,750	35	183	51	48	28	487,500	51	240,500	29	374
GRAND TOTAL	94	65	139	5,982,500	530	5,088,500	92	577	137	156	116	1,282,500	171	743,000	84	1,164

New CIS ASCs Western Region Annual Capacities

ANCHORAGE DISTRICT										11,250	6/hr	7,500										4/hr
Site Code	Location	Type of ASC	BIO Capacity	Bio W/S	Staff Capability	Guard	Tech	QA	Sup	Part-Time Positions	1-90 Capacity	1-90 W/S	Staff Capability	1-90 Tech	Total Positions							
XAA	Anchorage	COLO	11,250	1	6,000	0	1	0	1	0	7,500	1	1,250	0	2							
Totals			11,250	1	6,000	0	1	0	1	0	7,500	1	1,250	0	2							

HONOLULU DISTRICT										15,000										4
Site Code	Location	Type of ASC	BIO Capacity	Bio W/S	Staff Capability	Guard	Tech	QA	Sup	Part-Time Positions	1-90 Capacity	1-90 W/S	Staff Capability	1-90 Tech	Total Positions					
XHF	Honolulu	ASC	33,750	3	15,000	1	3	1	1	1	7,500	1	3,500	0	7					
X	Agana	COLO	11,250	1	6,000	0	1	0	1	0	7,500	1	1,250	0	2					
Totals			45,000	4	21,000	1	4	1	2	1	15,000	2	4,750	0	9					

LOS ANGELES DISTRICT										888,750										79	857,500										18	89	28	20	14	180,000										24	125,000										17	186									
Site Code	Location	Type of ASC	BIO Capacity	Bio W/S	Staff Capability	Guard	Tech	QA	Sup	Part-Time Positions	1-90 Capacity	1-90 W/S	Staff Capability	1-90 Tech	Total Positions																																																				
XLB	Pomona	ASC	33,750	3	33,750	1	4	1	1	0	7,500	1	7,500	1	8																																																				
XLG	El Monte	ASC	112,500	10	112,500	2	11	3	2	1	22,500	3	15,000	2	21																																																				
XLD	Gardena	ASC	78,750	7	78,750	2	8	3	2	1	22,500	3	15,000	2	18																																																				
XLE	Van Nuys	ASC	112,500	10	112,500	2	11	3	2	1	22,500	3	15,000	2	21																																																				
XLF	Bellflower	ASC	56,250	5	56,250	2	6	3	2	0	22,500	3	15,000	2	15																																																				
XLG	Fairfax	ASC	45,000	4	45,000	1	5	2	1	1	7,500	1	7,500	1	11																																																				
XLH	Santa Ana	ASC	101,250	9	101,250	2	10	3	2	2	15,000	2	15,000	2	21																																																				
XLI	Buena Park	ASC	67,500	6	67,500	1	7	2	1	1	7,500	1	7,500	1	13																																																				
XLJ	Riverside	ASC	101,250	9	90,000	1	9	3	2	2	22,500	3	7,500	1	18																																																				
XLK	Oxnard	ASC	45,000	4	33,750	1	4	1	1	0	7,500	1	7,500	1	8																																																				
	Goleta	ASC	33,750	3	25,000	1	3	1	1	1	7,500	1	5,000	1	8																																																				
	Wishire	ASC	101,250	9	101,250	2	10	3	2	0	15,000	2	7,500	1	18																																																				
XRB	LAX Airport POE	COLO	0	0	0	0	1	0	1	4	0	0	7,500	1	6																																																				
Totals			888,750	79	857,500	18	89	28	20	14	180,000	24	125,000	17	186																																																				

PHOENIX DISTRICT										191,250										47	139,500										3	47	4	5	52,500										7	21,000										2	33									
Site Code	Location	Type of ASC	BIO Capacity	Bio W/S	Staff Capability	Guard	Tech	QA	Sup	Part-Time Positions	1-90 Capacity	1-90 W/S	Staff Capability	1-90 Tech	Total Positions																																																			
XPF	Las Vegas	ASC	45,000	4	33,750	1	4	1	1	1	15,000	2	7,500	1	9																																																			
XPG	Tucson	ASC	33,750	3	15,000	1	3	1	1	1	7,500	1	3,500	0	7																																																			
XPH	Reno	COLO	11,250	1	6,000	0	1	0	1	0	7,500	1	1,250	0	2																																																			
XPI	Yuma	ASC	11,250	1	6,000	0	1	0	1	0	7,500	1	1,250	0	2																																																			
XPD	Phoenix	ASC	90,000	8	78,750	1	8	2	1	0	15,000	2	7,500	1	13																																																			
Totals			191,250	47	139,500	3	47	4	5	2	52,500	7	21,000	2	33																																																			

New CIS ASCs Western Region Annual Capacities

PORTLAND (OR) DISTRICT

Site Code	Location	Type of ASC	BIO Capacity	Bio W/S	Staff Capacity	Guard	Tech	QA	Sup	Part-Time Positions	1-90 Capacity	1-90 W/S	Staff Capacity	1-90 Tech	Total Positions
XPL	Portland, OR	ASC	45,000	4	33,750	1	4	1	1	0	15,000	2	7,500	1	8
Totals			45,000	4	33,750	1	4	1	1	0	15,000	2	7,500	1	8

SAN DIEGO DISTRICT

Site Code	Location	Type of ASC	BIO Capacity	Bio W/S	Staff Capacity	Guard	Tech	QA	Sup	Part-Time Positions	1-90 Capacity	1-90 W/S	Staff Capacity	1-90 Tech	Total Positions
a	San Diego	ASC	56,250	5	56,250	1	6	1	1	1	15,000	2	7,500	1	11
XSC	San Marcos	ASC	45,000	4	33,750	1	4	1	1	1	15,000	2	7,500	1	9
XSD	Calexico	COLO	11,250	1	6,000	0	1	0	1	0	7,500	1	1,250	0	2
Totals			112,500	10	96,000	2	11	2	3	2	37,500	5	16,250	2	22

SAN FRANCISCO DISTRICT

Site Code	Location	Type of ASC	BIO Capacity	Bio W/S	Staff Capacity	Guard	Tech	QA	Sup	Part-Time Positions	1-90 Capacity	1-90 W/S	Staff Capacity	1-90 Tech	Total Positions
XFB	Oakland	ASC	101,250	9	78,750	1	8	2	2	1	7,500	1	7,500	1	15
XFC	Santa Rosa	ASC	33,750	3	10,000	1	2	0	1	1	7,500	1	2,000	0	5
XFD	Salinas	ASC	22,500	2	15,000	1	3	1	1	0	15,000	2	3,500	0	6
XFE	Sacramento	ASC	67,500	6	56,250	1	6	2	1	1	15,000	2	7,500	1	12
XFF	Modesto	ASC	45,000	4	33,750	1	4	1	1	0	15,000	2	7,500	1	8
XFG	Fresno	ASC	67,500	6	56,250	1	6	2	1	0	15,000	2	7,500	1	11
XFI	Bakersfield	ASC	22,500	2	15,000	1	3	1	1	1	15,000	2	3,500	0	7
XFJ	San Francisco	ASC	101,250	9	101,250	2	10	3	2	2	15,000	2	7,500	1	20
XFK	San Jose	ASC	67,500	6	67,500	1	7	2	2	1	15,000	2	7,500	1	14
Totals			528,750	47	433,750	10	49	14	12	7	120,000	16	54,000	6	98

FATTLE DISTRICT

Site Code	Location	Type of ASC	BIO Capacity	Bio W/S	Staff Capacity	Guard	Tech	QA	Sup	Part-Time Positions	1-90 Capacity	1-90 W/S	Staff Capacity	1-90 Tech	Total Positions
XSE	Seattle	ASC	67,500	6	56,250	0	6	1	1	0	7,500	1	7,500	1	9
XSF	Spokane	COLO	11,250	1	6,000	0	1	0	1	1	7,500	1	1,250	0	3
XSG	Richland	COLO	11,250	1	4,000	0	0	0	1	0	7,500	1	750	0	1
XSH	Yakima	COLO	11,250	1	6,000	0	1	0	1	1	7,500	1	1,250	0	3
Totals			101,250	9	72,250	0	8	1	4	2	30,000	4	10,750	1	16

Western Region Grand Totals		1,923,750	171	1,659,750	35	183	51	48	28	457,500	61	240,500	29	374
-----------------------------	--	-----------	-----	-----------	----	-----	----	----	----	---------	----	---------	----	-----

**NewCIS ASCs
Central Region Annual Capacities**

CHICAGO DISTRICT															
Site Code	Location	Type of ASC	BIO Capacity	Bio W/S	Staff Capability	Guard	FP Tech	QA	Sup	Part-Time Positions	I-90 Capacity	I-90 W/S	Staff Capability	I-90 Tech	Total Positions
XCA	Chicago-Norridge	ASC	56,250	5	45,000	1	5	1	1	1	7,500	1	7,500	1	10
XCB	Chicago-Pulaski	ASC	56,250	5	45,000	1	5	1	1	1	15,000	2	7,500	1	10
XCC	Chicago-Broadway	ASC	56,250	5	45,000	1	5	1	1	1	7,500	1	7,500	1	10
XCD	Naperville	ASC	56,250	5	45,000	1	5	1	1	1	7,500	1	7,500	1	10
XCE	Waukegan	ASC	45,000	4	25,000	1	4	0	1	0	7,500	1	5,000	0	6
XCF	Hammond	ASC	33,750	3	15,000	1	3	0	1	1	7,500	1	3,500	0	6
XCG	Indianapolis	COLO	22,500	2	10,000	0	2	0	1	1	7,500	1	2,000	0	4
XCH	Milwaukee	COLO	33,750	3	15,000	0	3	0	1	1	7,500	1	3,500	0	5
XCI	Of Hare Airport POE	COLO	0	0	0	0	0	0	1	2	0	0	0	0	4
XCR		COLO	0	0	0	0	0	0	1	1	0	0	0	0	4
Totals			360,000	32	245,000	6	33	4	9	9	67,500	9	44,000	4	65

LAS DISTRICT															
Site Code	Location	Type of ASC	BIO Capacity	Bio W/S	Staff Capability	Guard	FP Tech	QA	Sup	Part-Time Positions	I-90 Capacity	I-90 W/S	Staff Capability	I-90 Tech	Total Positions
XDA	Dallas North	ASC	56,250	5	45,000	1	5	2	1	1	22,500	3	22,500	3	13
XDB	Ft Worth	ASC	33,750	3	33,750	1	4	1	1	1	15,000	2	15,000	2	10
XDC	Lubbock	ASC	22,500	2	10,000	1	2	0	1	1	7,500	1	2,000	0	5
XDD	Oklahoma City	COLO	11,250	1	10,000	0	2	0	1	0	7,500	1	2,000	0	3
XDE	Dallas South	ASC	33,750	3	33,750	1	4	1	1	0	7,500	1	7,500	1	8
Totals			157,500	14	132,500	4	17	4	5	3	60,000	8	49,000	6	39

DENVER DISTRICT															
Site Code	Location	Type of ASC	BIO Capacity	Bio W/S	Staff Capability	Guard	FP Tech	QA	Sup	Part-Time Positions	I-90 Capacity	I-90 W/S	Staff Capability	I-90 Tech	Total Positions
XDG	Denver	ASC	56,250	5	33,750	1	4	1	1	1	15,000	2	15,000	2	10
XDH	Grand Junction	ASC	11,250	1	6,000	0	0	0	1	1	7,500	1	1,250	0	2
XDI	Casper	COLO	11,250	1	6,000	0	0	0	1	0	7,500	1	1,250	0	1
XDJ	Salt Lake City/Taylorville	ASC	33,750	3	33,750	1	4	1	1	1	7,500	1	7,500	1	9
Totals			112,500	10	79,500	2	8	2	4	3	37,500	5	25,000	3	22

ASO DISTRICT															
Site Code	Location	Type of ASC	BIO Capacity	Bio W/S	Staff Capability	Guard	FP Tech	QA	Sup	Part-Time Positions	I-90 Capacity	I-90 W/S	Staff Capability	I-90 Tech	Total Positions
XEA	El Paso	ASC	45,000	4	45,000	1	5	1	1	1	15,000	2	15,000	2	11
XEB	Albuquerque	ASC	22,500	2	10,000	1	2	0	1	1	7,500	1	2,000	0	5
Totals			67,500	6	55,000	2	7	1	2	2	22,500	3	17,000	2	16

HARLINGEN DISTRICT															
Site Code	Location	Type of ASC	BIO Capacity	Bio W/S	Staff Capability	Guard	FP Tech	QA	Sup	Part-Time Positions	I-90 Capacity	I-90 W/S	Staff Capability	I-90 Tech	Total Positions
XHA	McAllen	ASC	33,750	3	25,000	1	4	1	1	0	7,500	1	5,000	0	7
XHB	Brownsville	ASC	22,500	2	15,000	1	3	0	1	1	7,500	1	3,500	0	6
Totals			56,250	5	40,000	2	7	1	2	1	15,000	2	8,500	0	13

**NewCIS ASCs
Central Region Annual Capacities**

Site Code	Location	Type of ASC	BIO Capacity	Bio W/S	Staff Capability	Guard	FP Tech	QA	Sup	Part-Time Positions	1-90 Capacity	1-90 W/S	Staff Capability	1-90 Tech	Total Positions
XHC	Helena	COLO	11,250	1	2,500	0	0	0	0	1	7,500	1	500	0	1
XHD	Boise	COLO	11,250	1	4,000	0	0	0	1	1	15,000	2	750	0	2
XHE	Idaho Falls	COLO	11,250	1	4,000	0	0	0	1	0	7,500	1	750	0	1
Totals			33,750	3	10,500	0	0	0	2	2	30,000	4	2,000	0	4

Site Code	Location	Type of ASC	BIO Capacity	Bio W/S	Staff Capability	Guard	FP Tech	QA	Sup	Part-Time Positions	1-90 Capacity	1-90 W/S	Staff Capability	1-90 Tech	Total Positions
XHH	Houston-Southeast	ASC	45,000	4	45,000	1	5	1	1	1	15,000	2	7,500	1	10
XHS	Houston-Southwest	ASC	56,250	5	56,250	1	6	2	1	1	15,000	2	15,000	2	13
XHT	Houston-Northwest	ASC	45,000	4	33,750	1	4	1	1	0	7,500	1	7,500	1	8
Totals			146,250	13	135,000	3	15	4	3	2	37,500	5	30,000	4	31

Site Code	Location	Type of ASC	BIO Capacity	Bio W/S	Staff Capability	Guard	FP Tech	QA	Sup	Part-Time Positions	1-90 Capacity	1-90 W/S	Staff Capability	1-90 Tech	Total Positions
XKA	Kansas City	COLO	22,500	2	10,000	0	2	0	1	0	7,500	1	2,000	0	3
XKB	Wichita	COLO	11,250	1	6,000	0	1	0	1	1	7,500	1	1,250	0	3
XKC	St. Louis	COLO	22,500	2	10,000	0	2	0	1	0	7,500	1	2,000	0	3
Totals			56,250	5	26,000	0	5	0	3	1	22,500	3	5,250	0	9

Site Code	Location	Type of ASC	BIO Capacity	Bio W/S	Staff Capability	Guard	FP Tech	QA	Sup	Part-Time Positions	1-90 Capacity	1-90 W/S	Staff Capability	1-90 Tech	Total Positions
XOA	Omaha	COLO	22,500	2	10,000	0	2	0	1	1	7,500	1	2,000	0	4
XOB	Des Moines	COLO	22,500	2	10,000	0	2	0	1	0	7,500	1	2,000	0	3
Totals			45,000	4	20,000	0	4	0	2	1	15,000	2	4,000	0	7

Site Code	Location	Type of ASC	BIO Capacity	Bio W/S	Staff Capability	Guard	FP Tech	QA	Sup	Part-Time Positions	1-90 Capacity	1-90 W/S	Staff Capability	1-90 Tech	Total Positions
XSA	Laredo	ASC	11,250	1	6,000	1	1	0	1	1	7,500	1	1,250	0	4
XSB	San Antonio	ASC	56,250	5	56,250	1	6	2	1	0	15,000	2	15,000	2	12
Totals			67,500	6	62,250	2	7	2	2	1	22,500	3	16,250	2	16

Site Code	Location	Type of ASC	BIO Capacity	Bio W/S	Staff Capability	Guard	FP Tech	QA	Sup	Part-Time Positions	1-90 Capacity	1-90 W/S	Staff Capability	1-90 Tech	Total Positions
XSI	St. Paul	ASC	45,000	4	45,000	1	5	1	1	1	7,500	1	7,500	1	10
XSK	Rapid City	COLO	11,250	1	4,000	0	0	0	1	0	7,500	1	750	0	1
XSL	Fargo	COLO	11,250	1	4,000	0	0	0	1	0	7,500	1	750	0	1
XSM	Sioux Falls	COLO	11,250	1	4,000	0	0	0	1	0	7,500	1	750	0	1
XSN	Durith	COLO	11,250	1	2,500	0	0	0	0	1	7,500	1	500	0	1
Totals			90,000	8	59,500	1	5	1	4	2	37,500	5	10,250	1	14

**NewCIS ASCs
Central Region Annual Capacities**

Central Region Grand Totals	1,192,600	106	865,250	22	108	419	38	27	367,500	49	211,250	22	236
-----------------------------	-----------	-----	---------	----	-----	-----	----	----	---------	----	---------	----	-----

New CIS ASCs Eastern Region Annual Capacities

ATLANTA DISTRICT															
Site Code	Location	Type of ASC	Bio Capacity	Bio W/S	Staff Capacity	Guard	FP Tech	QA	Sup	Part-Time Positions	1-90 Capacity	1-90 W/S	Staff Capacity	1-90 Tech	Total Positions
XAB	Birmingham	ASC	22,500	2	6,000	1	1	0	1	1	7,500	1	1,250	0	4
XAC	Atlanta	ASC	112,500	10	112,500	1	11	3	2	2	15,000	2	15,000	2	21
XAD	Charlotte	ASC	56,250	5	56,250	1	6	2	1	0	15,000	2	7,500	1	11
XAE	Charleston, SC	COLO	11,250	1	6,000	0	1	0	1	1	7,500	1	1,250	0	3
XAF	Atlanta POE	COLO	0	0	0	0	1	0	1	0	0	0	0	0	2
Totals			202,500	18	180,750	3	20	5	6	4	45,000	6	25,000	3	41
BALTIMORE DISTRICT															
* Note: Site Supervisor is Assistant Site Supervisor at Atlanta ASC. FP tech augments Atlanta ASC staffing.															
BALTIMORE DISTRICT															
Site Code	Location	Type of ASC	Bio Capacity	Bio W/S	Staff Capacity	Guard	FP Tech	QA	Sup	Part-Time Positions	1-90 Capacity	1-90 W/S	Staff Capacity	1-90 Tech	Total Positions
XBA	Baltimore	COLO	45,000	4	45,000	0	5	1	1	0	7,500	1	7,500	1	8
XBB	Glenmont	ASC	67,500	6	67,500	1	7	2	1	1	7,500	1	7,500	1	13
XBC	Salisbury	COLO	11,250	1	6,000	0	1	0	1	0	7,500	1	1,250	0	2
Totals			123,750	11	118,500	1	13	3	3	1	22,500	3	16,250	2	23

BOSTON DISTRICT															
Site Code	Location	Type of ASC	Bio Capacity	Bio W/S	Staff Capacity	Guard	FP Tech	QA	Sup	Part-Time Positions	1-90 Capacity	1-90 W/S	Staff Capacity	1-90 Tech	Total Positions
XBD	Boston	ASC	101,250	9	101,250	1	10	3	2	1	15,000	2	15,000	2	19
XBE	Hartford	ASC	45,000	4	33,750	1	4	1	1	1	7,500	1	7,500	1	9
XBF	Providence	ASC	45,000	4	33,750	1	4	1	1	1	7,500	1	7,500	1	9
XBG	Manchester	COLO	22,500	2	10,000	0	2	0	1	0	7,500	1	2,000	0	3
Totals			213,750	19	178,750	3	20	5	5	3	37,500	5	32,000	4	46

BUFFALO DISTRICT															
Site Code	Location	Type of ASC	Bio Capacity	Bio W/S	Staff Capacity	Guard	FP Tech	QA	Sup	Part-Time Positions	1-90 Capacity	1-90 W/S	Staff Capacity	1-90 Tech	Total Positions
XBF	Buffalo	COLO	22,500	2	10,000	0	2	0	1	1	7,500	1	2,000	0	4
XBF	Albany	COLO	22,500	2	10,000	0	2	0	1	1	7,500	1	2,000	0	4
XBF	Syracuse	COLO	22,500	2	10,000	0	2	0	1	1	7,500	1	2,000	0	4
Totals			67,500	6	30,000	0	6	0	3	3	22,500	3	6,000	0	12

CLEVELAND DISTRICT															
Site Code	Location	Type of ASC	Bio Capacity	Bio W/S	Staff Capacity	Guard	FP Tech	QA	Sup	Part-Time Positions	1-90 Capacity	1-90 W/S	Staff Capacity	1-90 Tech	Total Positions
XCL	Cleveland	ASC	33,750	3	25,000	0	3	1	1	1	7,500	1	5,000	1	7
XCL	Cincinnati	COLO	22,500	2	15,000	0	2	0	1	1	7,500	1	3,500	0	4
XCK	Columbus	COLO	33,750	3	25,000	0	3	1	1	2	7,500	1	5,000	1	8
Totals			90,000	8	65,000	0	8	2	3	4	22,500	3	13,500	2	19

New CIS ASCs Eastern Region Annual Capacities

DETROIT DISTRICT

Site Code	Location	Type of ASC	Bio Capacity	Bio W/S	Staff Capacity	Guard	FP Tech	QA	Sup	Part-Time Positions	1-90 Capacity	1-90 W/S	Staff Capacity	1-90 Tech	Total Positions
XDK	Detroit	ASC	45,000	4	45,000	1	5	1	1	1	7,500	1	7,500	1	10
XPM	Grand Rapids	ASC	33,750	3	26,000	1	4	0	1	1	7,500	1	5,000	0	7
	*Sault St. Marie POE	COLO	0	0	0	0	0	0	0	0	0	0	0	0	0
	Totals		78,750	7	70,000	2	9	1	2	2	15,000	2	12,500	1	17

* Note - USCIS staffs POE

MIAMI DISTRICT

Site Code	Location	Type of ASC	Bio Capacity	Bio W/S	Staff Capacity	Guard	FP Tech	QA	Sup	Part-Time Positions	1-90 Capacity	1-90 W/S	Staff Capacity	1-90 Tech	Total Positions
XMB	Miami - Hialeah	ASC	123,750	11	123,750	1	12	3	2	2	7,500	1	7,500	1	21
XMC	Miami - Biscayne	ASC	90,000	8	90,000	1	11	3	2	1	7,500	1	7,500	1	19
XMD	Miami - Sweetwater	ASC	78,750	7	78,750	1	8	2	2	2	7,500	1	7,500	1	16
XME	Ft Lauderdale	ASC	90,000	8	90,000	1	9	3	2	1	7,500	1	7,500	1	17
XMF	Orlando	ASC	45,000	4	45,000	1	5	1	1	0	7,500	1	7,500	1	9
XMG	Tampa	ASC	45,000	4	45,000	1	5	1	1	0	7,500	1	7,500	1	9
XMH	Jacksonville	ASC	22,500	2	15,000	0	3	0	1	1	7,500	1	3,500	0	5
XMI	West Palm Beach	ASC	45,000	4	45,000	1	5	1	1	1	7,500	1	7,500	1	10
XMO	*Miami District Office	COLO	22,500	2	22,500	0	2	0	0	0	0	0	0	0	2
XMP	Miami Airport POE	COLO	0	0	0	0	1	0	1	2	0	0	0	0	4
	Totals		562,500	50	555,000	7	61	14	13	10	60,000	8	56,000	7	112

*Using old CMS machines

NEW ORLEANS DISTRICT

Site Code	Location	Type of ASC	Bio Capacity	Bio W/S	Staff Capacity	Guard	FP Tech	QA	Sup	Part-Time Positions	1-90 Capacity	1-90 W/S	Staff Capacity	1-90 Tech	Total Positions
XNA	New Orleans	COLO	22,500	2	15,000	1	3	0	1	1	7,500	1	3,500	0	6
XNB	Ft Smith	COLO	11,250	1	6,000	0	0	0	1	0	7,500	1	1,250	0	2
XNC	Jackson MS	COLO	11,250	1	2,500	0	0	0	0	1	7,500	1	500	0	1
	Memphis	COLO	22,500	2	10,000	0	2	0	1	1	7,500	1	2,000	0	4
	Nashville	COLO	22,500	2	15,000	1	3	0	1	1	7,500	1	3,500	0	6
	Louisville	COLO	22,500	2	10,000	0	2	0	1	1	7,500	1	2,000	0	4
	Totals		112,500	10	58,500	2	11	0	5	5	45,000	6	12,750	0	23

NEW YORK DISTRICT

Site Code	Location	Type of ASC	Bio Capacity	Bio W/S	Staff Capacity	Guard	FP Tech	QA	Sup	Part-Time Positions	1-90 Capacity	1-90 W/S	Staff Capacity	1-90 Tech	Total Positions
XNG	New Rochelle	ASC	78,750	7	78,750	1	8	2	2	1	7,500	1	7,500	1	15
XNL	Brooklyn	ASC	157,500	14	157,500	2	15	4	2	3	22,500	3	15,000	2	28
XNU	Bronx	ASC	101,250	9	101,250	1	10	3	2	2	7,500	1	7,500	1	19
XNV	Manhattan	ASC	123,750	11	123,750	0	12	3	2	1	7,500	1	7,500	1	19
XNW	Hempstead	ASC	67,500	6	67,500	2	7	2	1	1	7,500	1	7,500	1	13
XNX	Queens/Jamaica	ASC	123,750	11	123,750	1	12	3	2	3	7,500	1	7,500	1	23
XNY	Jackson Heights	ASC	101,250	9	101,250	2	10	3	2	2	7,500	1	7,500	1	20
XRA	JFK Airport POE	COLO	0	0	0	0	4	2	1	2	0	0	0	0	9

New CIS ASCs
Eastern Region Annual Capacities

Totals	753,750	67	753,750	9	73	22	14	15	67,500	9	60,000	8	146
--------	---------	----	---------	---	----	----	----	----	--------	---	--------	---	-----

New CIS ASCs Eastern Region Annual Capacities

NEWARK DISTRICT															
Site Code	Location	Type of ASC	Bio Capacity	Bio W/S	Staff Capability	Guard	FP Tech	QA	Sup	Part-Time Positions	1-90 Capacity	1-90 W/S	Staff Capability	1-90 Tech	Total Positions
XNO	Newark	ASC	225,000	20	225,000	2	21	6	2	2	15,000	2	15,000	2	35
XNP	Hackensack	ASC	33,750	3	33,750	1	4	1	1	0	15,000	2	7,500	1	8
1	Newark Airport POE	COLO	0	0	0	0	1	1	1	5	0	0	0	0	8
Totals			258,750	23	258,750	3	26	8	4	7	30,000	4	22,500	3	51

PHILADELPHIA DISTRICT															
Site Code	Location	Type of ASC	Bio Capacity	Bio W/S	Staff Capability	Guard	FP Tech	QA	Sup	Part-Time Positions	1-90 Capacity	1-90 W/S	Staff Capability	1-90 Tech	Total Positions
XE	Philadelphia	ASC	101,250	9	101,250	1	10	3	2	1	7,500	1	7,500	1	18
XFB	Pittsburgh	ASC	22,500	2	15,000	1	3	0	1	0	7,500	1	3,500	0	5
XFC	Charleston, WV	COLO	11,250	1	6,000	0	1	0	1	0	7,500	1	1,250	0	2
XFD	Dover	ASC	22,500	2	6,000	1	1	0	1	1	7,500	1	1,250	0	4
XFE	York	COLO	22,500	2	6,000	0	1	0	1	1	7,500	1	1,250	0	3
Totals			180,000	16	134,250	3	16	3	6	3	37,500	5	14,750	1	32

PORTLAND (ME) DISTRICT															
Site Code	Location	Type of ASC	Bio Capacity	Bio W/S	Staff Capability	Guard	FP Tech	QA	Sup	Part-Time Positions	1-90 Capacity	1-90 W/S	Staff Capability	1-90 Tech	Total Positions
XPJ	Portland, ME	COLO	11,250	1	6,000	0	1	0	1	1	7,500	1	1,250	0	3
XPK	St Albans, VT	COLO	11,250	1	6,000	0	1	0	1	1	7,500	1	1,250	0	3
XPL	Houlton Port of Entry	COLO	0	0	0	0	0	0	0	0	0	0	0	0	0
Totals			22,500	2	12,000	0	2	0	2	2	15,000	2	2,500	0	6

* Note - USCIS staffs POE


SAN JUAN DISTRICT															
Site Code	Location	Type of ASC	Bio Capacity	Bio W/S	Staff Capability	Guard	FP Tech	QA	Sup	Part-Time Positions	1-90 Capacity	1-90 W/S	Staff Capability	1-90 Tech	Total Positions
XSM	San Juan	ASC	33,750	3	25,000	1	3	1	1	0	7,500	1	5,000	1	7
XPO	St. Thomas	COLO	11,250	1	4,000	0	0	0	1	0	7,500	1	750	0	1
XPP	St Croix	COLO	11,250	1	4,000	0	0	0	1	0	7,500	1	750	0	1
Totals			56,250	5	33,000	1	3	1	3	0	22,500	3	6,500	1	9

WASHINGTON DISTRICT															
Site Code	Location	Type of ASC	Bio Capacity	Bio W/S	Staff Capability	Guard	FP Tech	QA	Sup	Part-Time Positions	1-90 Capacity	1-90 W/S	Staff Capability	1-90 Tech	Total Positions
XDE	Alexandria	ASC	101,250	9	101,250	1	10	3	2	1	7,500	1	7,500	1	18
XDF	Norfolk	COLO	22,500	2	15,000	0	3	0	1	1	7,500	1	3,500	0	5
Totals			123,750	11	116,250	1	13	3	3	2	15,000	2	11,000	1	23

Eastern Region Grand Totals															
Site Code	Location	Type of ASC	Bio Capacity	Bio W/S	Staff Capability	Guard	FP Tech	QA	Sup	Part-Time Positions	1-90 Capacity	1-90 W/S	Staff Capability	1-90 Tech	Total Positions
Totals			2,846,250	253	2,564,500	35	288	87	72	61	457,500	61	291,250	33	554

SECTION B, SCHEDULE OF SUPPLIES OR SERVICES
 CONTRACT COW-9-0015 Extension HSSCCG-05-D-0008
 FOR THE PERIOD 10/01/04 - 03/31/05

CLIN	Description	Estimated Max Qty	Unit	Unit Price	Extended Price
6001	ATLANTA	Site Supervisor	5,296	Hr	
6002		Quality Assurance Specialist	3,648	Hr	
6002B		I-90 Processing Clerk	2,320	Hr	
6003		Fingerprint Technician	15,920	Hr	
6004		Guard	2,976	Hr	
6005	BALTIMORE	Site Supervisor	2,976	Hr	
6006		Quality Assurance Specialist	2,976	Hr	
6006B		I-90 Processing Clerk	1,984	Hr	
6007		Fingerprint Technician	8,144	Hr	
6008		Guard	992	Hr	
6009	BOSTON	Site Supervisor	4,960	Hr	
6010		Quality Assurance Specialist	4,304	Hr	
6010B		I-90 Processing Clerk	3,312	Hr	
6011		Fingerprint Technician	15,424	Hr	
6012		Guard	2,976	Hr	
6013	BUFFALO	Site Supervisor	2,976	Hr	
6014		Quality Assurance Specialist	-	Hr	
6014B		I-90 Processing Clerk	-	Hr	
6015		Fingerprint Technician	4,816	Hr	
6016		Guard	-	Hr	
6017	CLEVELAND	Site Supervisor	2,976	Hr	
6018		Quality Assurance Specialist	672	Hr	
6018B		I-90 Processing Clerk	1,328	Hr	
6019		Fingerprint Technician	6,640	Hr	
6020		Guard	-	Hr	
6021	DETROIT	Site Supervisor	1,984	Hr	
6022		Quality Assurance Specialist	1,984	Hr	
6022B		I-90 Processing Clerk	992	Hr	
6023		Fingerprint Technician	7,296	Hr	
6024		Guard	1,984	Hr	
6025	MIAMI	Site Supervisor	10,272	Hr	
6026		Quality Assurance Specialist	11,264	Hr	
6026B		I-90 Processing Clerk	6,944	Hr	
6027		Fingerprint Technician	45,792	Hr	
6028		Guard	6,944	Hr	
6029	NEW ORLEANS	Site Supervisor	4,960	Hr	
6030		Quality Assurance Specialist	-	Hr	
6030B		I-90 Processing Clerk	-	Hr	
6031		Fingerprint Technician	10,112	Hr	
6032		Guard	1,984	Hr	
6033	NEW YORK	Site Supervisor	11,264	Hr	
6034		Quality Assurance Specialist	17,888	Hr	
6034B		I-90 Processing Clerk	7,280	Hr	



(b)(4)

6035		Fingerprint Technician	63,168	Hr
6036		Guard	8,928	Hr
6037	NEWARK	Site Supervisor	3,968	Hr
6038		Quality Assurance Specialist	6,624	Hr
6038B		I-90 Processing Clerk	2,320	Hr
6039		Fingerprint Technician	22,048	Hr
6040		Guard	2,976	Hr
6041	PHILADELPHIA	Site Supervisor	5,296	Hr
6042		Quality Assurance Specialist	2,320	Hr
6042B		I-90 Processing Clerk	1,648	Hr
6043		Fingerprint Technician	10,144	Hr
6044		Guard	2,976	Hr
6045	PORTLAND ME	Site Supervisor	1,984	Hr
6046		Quality Assurance Specialist	-	Hr
6046B		I-90 Processing Clerk	-	Hr
6047		Fingerprint Technician	1,664	Hr
6048		Guard	-	Hr
6049	SAN JUAN	Site Supervisor	2,976	Hr
6050		Quality Assurance Specialist	336	Hr
6050B		I-90 Processing Clerk	992	Hr
6051		Fingerprint Technician	1,564	Hr
6052		Guard	992	Hr
6053	WASHINGTON	Site Supervisor	2,976	Hr
6054		Quality Assurance Specialist	2,976	Hr
6054B		I-90 Processing Clerk	992	Hr
6055		Fingerprint Technician	11,264	Hr
6056		Guard	992	Hr
6057	CHICAGO	Site Supervisor	8,928	Hr
6058		Quality Assurance Specialist	6,592	Hr
6058B		I-90 Processing Clerk	6,592	Hr
6059		Fingerprint Technician	29,328	Hr
6060		Guard	5,952	Hr
6061	DALLAS	Site Supervisor	5,616	Hr
6062		Quality Assurance Specialist	5,280	Hr
6062B		I-90 Processing Clerk	5,952	Hr
6063		Fingerprint Technician	16,384	Hr
6064		Guard	3,968	Hr
6065	DENVER	Site Supervisor	3,968	Hr
6066		Quality Assurance Specialist	1,328	Hr
6066B		I-90 Processing Clerk	2,320	Hr
6067		Fingerprint Technician	6,472	Hr
6068		Guard	1,984	Hr
6069	EL PASO	Site Supervisor	1,984	Hr
6070		Quality Assurance Specialist	2,304	Hr
6070B		I-90 Processing Clerk	1,328	Hr
6071		Fingerprint Technician	6,624	Hr
6072		Guard	1,984	Hr
6073	HARLINGEN	Site Supervisor	1,984	Hr
6074		Quality Assurance Specialist	992	Hr

(b)(4)

6074B		I-90 Processing Clerk	1,312	Hr
6075		Fingerprint Technician	4,816	Hr
6076		Guard	1,984	Hr
6077	HELENA	Site Supervisor	1,984	Hr
6078		Quality Assurance Specialist	-	Hr
6078B		I-90 Processing Clerk	-	Hr
6079		Fingerprint Technician	656	Hr
6080		Guard	-	Hr
6081	HOUSTON	Site Supervisor	3,632	Hr
6082		Quality Assurance Specialist	5,280	Hr
6082B		I-90 Processing Clerk	4,624	Hr
6083		Fingerprint Technician	15,872	Hr
6084		Guard	2,976	Hr
6085	KANSAS CITY	Site Supervisor	2,976	Hr
6086		Quality Assurance Specialist	-	Hr
6086B		I-90 Processing Clerk	-	Hr
6087		Fingerprint Technician	3,488	Hr
6088		Guard	-	Hr
6089	OMAHA	Site Supervisor	1,984	Hr
6090		Quality Assurance Specialist	-	Hr
6090B		I-90 Processing Clerk	-	Hr
6091		Fingerprint Technician	3,152	Hr
6092		Guard	-	Hr
6093	SAN ANTONIO	Site Supervisor	1,984	Hr
6094		Quality Assurance Specialist	1,984	Hr
6094B		I-90 Processing Clerk	1,328	Hr
6095		Fingerprint Technician	6,128	Hr
6096		Guard	1,984	Hr
6097	ST. PAUL	Site Supervisor	3,968	Hr
6098		Quality Assurance Specialist	992	Hr
6098B		I-90 Processing Clerk	992	Hr
6099		Fingerprint Technician	4,640	Hr
6100		Guard	992	Hr
6101	ANCHORAGE	Site Supervisor	992	Hr
6102		Quality Assurance Specialist	-	Hr
6102B		I-90 Processing Clerk	-	Hr
6103		Fingerprint Technician	992	Hr
6104		Guard	-	Hr
6105	HONOLULU	Site Supervisor	1,984	Hr
6106		Quality Assurance Specialist	336	Hr
6106B		I-90 Processing Clerk	656	Hr
6107		Fingerprint Technician	3,808	Hr
6108		Guard	992	Hr
6109	LOS ANGELES	Site Supervisor	19,840	Hr
6110		Quality Assurance Specialist	26,464	Hr
6110B		I-90 Processing Clerk	12,928	Hr
6111		Fingerprint Technician	80,144	Hr
6112		Guard	17,856	Hr
6113	PHOENIX	Site Supervisor	4,960	Hr

(b)(4)

6114		Quality Assurance Specialist	3,312	Hr
6114B		I-90 Processing Clerk	2,640	Hr
6115		Fingerprint Technician	13,264	Hr
6116		Guard	2,976	Hr
6117	PORTLAND OR	Site Supervisor	992	Hr
6118		Quality Assurance Specialist	992	Hr
6118B		I-90 Processing Clerk	992	Hr
6119		Fingerprint Technician	3,968	Hr
6120		Guard	992	Hr
6121	SAN DIEGO	Site Supervisor	2,976	Hr
6122		Quality Assurance Specialist	2,640	Hr
6122B		I-90 Processing Clerk	1,984	Hr
6123		Fingerprint Technician	8,952	Hr
6124		Guard	1,984	Hr
6125	SAN FRANCISCO	Site Supervisor	11,248	Hr
6126		Quality Assurance Specialist	13,232	Hr
6126B		I-90 Processing Clerk	7,264	Hr
6127		Fingerprint Technician	38,304	Hr
6128		Guard	9,920	Hr
6129	SEATTLE	Site Supervisor	3,968	Hr
6130		Quality Assurance Specialist	992	Hr
6130B		I-90 Processing Clerk	992	Hr
6131		Fingerprint Technician	6,960	Hr
6132		Guard	656	Hr

Total Labor 930,528

6133		Leases / Facility Costs		lot
6134		Equipment		lot
6135		Supplies		lot
6136		Travel		lot

Total ODC

\$6,350,000.00

6137 ODC Handling Fee

Overtime Rates

6138		Quality Assurance Specialist	9,100	Hr
6139		I-90 Processing Clerk	9,000	Hr
6140		Fingerprint Technician	36,400	Hr
6141		Guard	9,100	Hr
		Total Overtime		

Total Estimate for the Period

\$32,749,795.24

(b)(4)

(b)(4)

AMENDMENT OF SOLICITATION/MODIFICATION OF CONTRACT		1. CONTRACT ID CODE		PAGE OF PAGES 1 1	
2. AMENDMENT/MODIFICATION NO. P00060		3. EFFECTIVE DATE 12/14/2004		4. REQUISITION/PURCHASE REQ. NO.	
6. ISSUED BY CIS Contracting Office Department of Homeland Security 70 Kimball Avenue South Burlington VT 05403		7. ADMINISTERED BY (If other than Item 6) CIS Contracting Office Department of Homeland Security 70 Kimball Avenue South Burlington VT 05403		5. PROJECT NO. (If applicable)	
8. NAME AND ADDRESS OF CONTRACTOR (No., street, county, State and ZIP Code) VINNELL CORPORATION 12150 MONUMENT DR STE 800 FAIRFAX VA 220334064		9A. AMENDMENT OF SOLICITATION NO. (x)		9B. DATED (SEE ITEM 11)	
CODE 0069039000000 FACILITY CODE		10A. MODIFICATION OF CONTRACT/ORDER NO. HSSCCG-05-D-0008		10B. DATED (SEE ITEM 13) 10/01/1999	

11. THIS ITEM ONLY APPLIES TO AMENDMENTS OF SOLICITATIONS

The above numbered solicitation is amended as set forth in item 14. The hour and date specified for receipt of Offers is extended. is not extended. Offers must acknowledge receipt of this amendment prior to the hour and date specified in the solicitation or as amended, by one of the following methods: (a) By completing Items 8 and 15, and returning _____ copies of the amendment; (b) By acknowledging receipt of this amendment on each copy of the offer submitted; or (c) By separate letter or telegram which includes a reference to the solicitation and amendment number. FAILURE OF YOUR ACKNOWLEDGEMENT TO BE RECEIVED AT THE PLACE DESIGNATED FOR THE RECEIPT OF OFFERS PRIOR TO THE HOUR AND DATE SPECIFIED MAY RESULT IN REJECTION OF YOUR OFFER. If by virtue of this amendment you desire to change an offer already submitted, such change may be made by telegram or letter, provided each telegram or letter makes reference to the solicitation and this amendment, and is received prior to the opening hour and date specified.

12. ACCOUNTING AND APPROPRIATION DATA (if required.)
See Schedule

13. THIS ITEM APPLIES ONLY TO MODIFICATIONS OF CONTRACTS/ORDERS. IT MODIFIES THE CONTRACT/ORDER NO. AS DESCRIBED IN ITEM 14.


(x)	A. THIS CHANGE ORDER IS ISSUED PURSUANT TO: (Specify authority) THE CHANGES SET FORTH IN ITEM 14 ARE MADE IN THE CONTRACT ORDER NO. IN ITEM 10A.
	B. THE ABOVE NUMBERED CONTRACT/ORDER IS MODIFIED TO REFLECT THE ADMINISTRATIVE CHANGES (such as changes in paying office, appropriation date, etc.) SET FORTH IN ITEM 14, PURSUANT TO THE AUTHORITY OF FAR 43.103(b).
	C. THIS SUPPLEMENTAL AGREEMENT IS ENTERED INTO PURSUANT TO THE AUTHORITY OF:
X	D. OTHER (Specify type of modification and authority) 52.217-8, Option to Extend Services

E. IMPORTANT: Contractor is not. is required to sign this document and return _____ copies to the issuing office

14. DESCRIPTION OF AMENDMENT/MODIFICATION (Organized by UCF section headings, including solicitation/contract subject matter where feasible)
Tax ID Number: 951473529
DUNS Number: 006903900
The purpose of this modification is to correct an error on modification X055.

a. Department of Labor Service Contract Act Wage Determinations, see attached, are hereby incorporated into the contract, effective 10/1/04. This corrects modification X055 by using the proper Wage Determination Revision Numbers and Revision Dates. Any request for rate adjustment must be received within 30 days after receipt of this modification. Wage Determinations are provided on the accompanying compact disk.

Except as provided herein, all terms and conditions of the document referenced in Item 9A or 10A, as heretofore changed, remains unchanged and in full force and effect.

15A. NAME AND TITLE OF SIGNER (Type or print)		15A. NAME AND TITLE OF CONTRACTING OFFICER (Type or print) Peter M. Dietrich	
15B. CONTRACTOR/OFFEROR (Signature of person authorized to sign)	15C. DATE SIGNED	15B. UNITED STATES OF AMERICA  (Signature of Contracting Officer)	15C. DATE SIGNED 12/15/04

NSN 7540-01-152-8070
Previous edition unusable

STANDARD FORM 30 (REV. 10-83)
Prescribed by GSA
FAR (48 CFR) 53.243

Location	County	State	Wage Determination #	Revision Number	Revision Date
Birmingham	Jefferson	Alabama	94-2003	25	8/10/04
Anchorage	Anchorage	Alaska	94-2017	31	8/10/04
Phoenix	Maricopa	Arizona	94-2023	28	10/8/04
Tucson	Pima	Arizona	94-2025	30	8/16/04
Yuma	Yuma	Arizona	94-2027	23	8/6/04
Ft. Smith	Sebastian	Arkansas	94-2037	27	8/18/04
Bakersfield	Kern	California	94-2043	25	8/10/04
Fresno	Fresno	California	94-2045	21	8/16/04
Bellflower	Los Angeles	California	94-2047	25	6/17/04
Buena Park	Orange	California	94-2047	25	6/17/04
El Monte	Los Angeles	California	94-2047	25	6/17/04
Gardena	Los Angeles	California	94-2047	25	6/17/04
Pomona	Los Angeles	California	94-2047	25	6/17/04
Santa Ana	Orange	California	94-2047	25	6/17/04
Van Nuys	Los Angeles	California	94-2047	25	6/17/04
Wilshire	Los Angeles	California	94-2047	25	6/17/04
Salinas	Monterey	California	94-2049	22	6/17/04
Oakland	Alameda	California	94-2051	25	6/17/04
San Diego	San Diego	California	94-2057	35	8/5/04
Riverside	Riverside	California	94-2053	24	6/17/04
Sacramento	Sacramento	California	94-2055	24	8/4/04
Calexico	Imperial	California	94-2057	35	8/5/04
San Marcos	San Diego	California	94-2057	35	8/5/04
Fairfax	Marin	California	94-2059	24	6/17/04
San Francisco	San Francisco	California	94-2059	24	6/17/04
San Jose	Santa Clara	California	94-2061	21	6/17/04
Goleta	Santa Barbara	California	94-2063	23	8/6/04
Modesto	Stanislaus	California	94-2067	22	8/5/04
Santa Rosa	Sonoma	California	94-2069	23	6/17/04
Oxnard	Ventura	California	94-2071	23	6/17/04
Denver	Denver	Colorado	94-2081	26	8/5/04
Grand Junction	Mesa	Colorado	94-2083	21	8/19/04
Hartford	Hartford	Conneticut	94-2087	26	7/8/04
Dover	Kent	Delaware	94-2097	19	8/2/04
Alexandria	Prince William	Virginia	94-2103	32	5/27/04
Ft Lauderdale	Broward	Florida	94-2111	27	8/10/04
West Palm Beach	Palm Beach	Florida	94-2111	27	8/10/04
Jacksonville	Duval	Florida	94-2115	31	8/2/04
Miami	Dade	Florida	94-2119	25	6/17/04
Oriando	Orange	Florida	94-2123	22	6/17/04
Tampa	Hillsborough	Florida	94-2125	20	5/27/04
Atlanta	Fulton	Georgia	94-2133	26	8/9/04
Atlanta POE	Fulton	Georgia	94-2133	26	8/9/04
Agana	Guam	Guam	94-2147	24	7/22/04
Honolulu	Honolulu	Hawaii	94-2153	34	9/27/04
Boise	Ada	Idaho	94-2159	23	5/27/04
Idaho Falls	Bonneville	Idaho	94-2159	23	5/27/04

Location	County	State	Wage Determination #	Revision Number	Revision Date
Chicago	Cook	Illinois	94-2167	27	6/22/04
Naperville	Cook	Illinois	94-2167	27	6/22/04
Waukegan	Lake	Illinois	94-2167	27	6/22/04
Hammond	Lake	Indiana	94-2191	20	6/22/04
Indianapolis	Marion	Indiana	94-2193	28	6/17/04
Des Moines	Polk	Iowa	94-2205	23	6/18/04
Wichita	Sedgwick	Kansas	94-2215	24	5/27/04
Louisville	Jefferson	Kentucky	94-2223	22	7/8/04
New Orleans	Jefferson	Louisiana	94-2233	23	8/6/04
Portland	Cumberland	Maine	94-2241	26	8/17/04
Baltimore	Baltimore	Maryland	94-2247	25	5/27/04
Glenmont	Baltimore	Maryland	94-2247	25	5/27/04
Salisbury	Wicomico	Maryland	94-2095	22	8/5/04
Boston	Suffolk	Massachusetts	94-2255	22	6/23/04
Detroit	Wayne	Michigan	94-2273	27	6/23/04
Duluth	St. Louis	Minnesota	94-2285	24	8/6/04
St. Paul	Ramsey	Minnesota	94-2287	27	7/23/04
Jackson, MS	Hinds	Mississippi	94-2297	24	8/4/04
Kansas City	Wyandotte	Kansas	94-2307	27	8/4/04
St. Louis	St. Louis	Missouri	94-2309	30	8/5/04
Helena	Louis & Clark	Montana	94-2317	20	7/26/04
Omaha	Douglas	Nebraska	94-2325	28	8/10/04
Las Vegas	Clark	Nevada	94-2331	24	8/23/04
Reno	Washoe	Nevada	94-2333	25	9/15/04
Manchester	Hillsborough	New Hampshire	94-2339	23	6/28/04
Hackensack	Bergen	New Jersey	94-2347	17	8/6/04
Newark	Essex	New Jersey	94-2353	20	8/6/04
Albuquerque	Bernalillo	New Mexico	94-2361	25	8/23/04
Albany	Albany	New York	94-2367	24	8/10/04
Buffalo	Erie	New York	94-2371	24	7/21/04
Hempstead	Nassau	New York	94-2373	23	8/6/04
Bronx	Bronx	New York	94-2375	23	8/6/04
Brooklyn	Kings	New York	94-2375	23	8/6/04
Jackson Heights	Queens	New York	94-2375	23	8/6/04
Manhattan	New York	New York	94-2375	23	8/6/04
New Rochelle	Bronx	New York	94-2375	23	8/6/04
Queens/Jamaica	Queens	New York	94-2375	23	8/6/04
Syracuse	Onondaga	New York	94-2383	21	6/28/04
Charlotte	Mecklenburg	North Carolina	94-2391	20	8/18/04
Fargo	Cass	North Dakota	94-2407	23	8/30/04
Cincinnati	Hamilton	Ohio	94-2413	21	6/17/04
Cleveland	Cuyahoga	Ohio	94-2415	26	6/21/04
Columbus	Franklin	Ohio	94-2417	24	8/25/04
Oklahoma City	Oklahoma	Oklahoma	94-2431	23	7/9/04
Portland	Multnomah	Oregon	94-2441	23	8/9/04
Philadelphia	Philadelphia	Pennsylvania	94-2449	19	9/10/04
Pittsburgh	Allegheny	Pennsylvania	94-2451	26	8/4/04
York	York	Pennsylvania	94-2455	22	7/9/04
San Juan	San Juan	Puerto Rico	94-2461	25	10/21/04

Location	County	State	Wage Determination #	Revision Number	Revision Date
Providence	Providence	Rhode Island	94-2467	27	8/11/04
Charleston, SC	Charleston	South Carolina	94-2473	29	8/4/04
Rapid City	Pennington	South Dakota	94-2485	24	8/25/04
Memphis	Shelby	Tennessee	94-2495	27	8/11/04
Nashville	Davidson	Tennessee	94-2497	23	6/28/04
Dallas	Dallas	Texas	94-2509	25	8/4/04
El Paso	El Paso	Texas	94-2511	25	7/21/04
Ft. Worth	Tarrant	Texas	94-2513	25	8/4/04
Houston	Harris	Texas	94-2515	30	8/10/04
Lubbock	Lubbock	Texas	94-2517	27	7/23/04
Brownsville	Cameron	Texas	94-2519	21	8/4/04
Laredo	Webb	Texas	94-2519	21	8/4/04
McAllen	Hidalgo	Texas	94-2519	21	8/4/04
San Antonio	Bexar	Texas	94-2521	27	7/16/04
Salt Lake City	Salt Lake	Utah	94-2531	26	8/25/04
St Albans	Franklin	Vermont	94-2537	26	6/28/04
Norfolk	Isle of Wight	Virginia	94-2543	35	7/27/04
St. Croix	St. Croix	Virgin Islands	94-2553	22	7/16/04
St. Thomas	St. Thomas	Virgin Islands	94-2553	22	7/16/04
Seattle	King	Washington	94-2563	26	9/9/04
Yakima	Yakima	Washington	94-2569	22	8/9/04
Spokane	Spokane	Washington	94-2565	21	9/2/04
Richland	Franklin	Washington	94-2569	22	8/9/04
Charleston, WV	Kanawha	West Virginia	94-2573	22	5/27/04
Milwaukee	Milwaukee	Wisconsin	94-2581	26	9/30/04
Casper	Natrona	Wyoming	94-2587	23	8/19/04
Sioux Falls	Minnehaha	South Dakota	94-3025	15-13	8/10/04
Grand Rapids	Kent	Michigan	94-3029	19-8	8/4/04

AMENDMENT OF SOLICITATION/MODIFICATION OF CONTRACT

1. CONTRACT ID CODE

PAGE OF PAGES

2. AMENDMENT/MODIFICATION NO.

3. EFFECTIVE DATE

4. REQUISITION/PURCHASE REQ. NO.

5. PROJECT NO. (If applicable)

PO0061

12/30/2004

N/A

6. ISSUED BY

CODE

CIS

7. ADMINISTERED BY (If other than Item 6)

CODE

CIS

CIS Contracting Office
Department of Homeland Security
70 Kimball Avenue
South Burlington VT 05403

CIS Contracting Office
Department of Homeland Security
70 Kimball Avenue
South Burlington VT 05403

8. NAME AND ADDRESS OF CONTRACTOR (No., street, county, State and ZIP Code)

VINNELL CORPORATION
12150 MONUMENT DR STE 800
FAIRFAX VA 220334064

9A. AMENDMENT OF SOLICITATION NO.

9B. DATED (SEE ITEM 11)

X 10A. MODIFICATION OF CONTRACT/ORDER NO.
H38CCG-05-D-0008

10B. DATED (SEE ITEM 13)

10/01/1999

CODE 006903900000

FACILITY CODE

11. THIS ITEM ONLY APPLIES TO AMENDMENTS OF SOLICITATIONS

The above numbered solicitation is amended as set forth in Item 14. The hour and date specified for receipt of Offers must acknowledge receipt of this amendment prior to the hour and date specified in the solicitation or as amended, by one of the following methods: (a) By completing Items 9 and 10, and returning _____ copies of the amendment; (b) By acknowledging receipt of this amendment on each copy of the offer submitted; or (c) By separate letter or telegram which includes a reference to the solicitation and amendment number. FAILURE OF YOUR ACKNOWLEDGEMENT TO BE RECEIVED AT THE PLACE DESIGNATED FOR THE RECEIPT OF OFFERS PRIOR TO THE HOUR AND DATE SPECIFIED MAY RESULT IN REJECTION OF YOUR OFFER. If by virtue of this amendment you desire to change an offer already submitted, such change may be made by telegram or letter, provided each telegram or letter makes reference to the solicitation and this amendment, and is received prior to the opening hour and date specified.

12. ACCOUNTING AND APPROPRIATION DATA (if required.)

N/A

13. THIS ITEM APPLIES ONLY TO MODIFICATIONS OF CONTRACTS/ORDERS. IT MODIFIES THE CONTRACT/ORDER NO. AS DESCRIBED IN ITEM 1A.

- A. THIS CHANGE ORDER IS ISSUED PURSUANT TO (Specify authority) THE CHANGES SET FORTH IN ITEM 14 ARE MADE IN THE CONTRACT ORDER NO. IN ITEM 10A.
- B. THE ABOVE NUMBERED CONTRACT/ORDER IS MODIFIED TO REFLECT THE ADMINISTRATIVE CHANGES (such as changes in paying office, appropriation data, etc.) SET FORTH IN ITEM 14, PURSUANT TO THE AUTHORITY OF FAR 43.103(b).
- X C. THIS SUPPLEMENTAL AGREEMENT IS ENTERED INTO PURSUANT TO THE AUTHORITY OF:
Mutual Agreement
- D. OTHER (Specify type of modification and authority)

E. IMPORTANT: Contractor is not is required to sign this document and return _____ copies to the issuing office.

14. DESCRIPTION OF AMENDMENT/MODIFICATION (Organized by UCF action headings, including solicitation/contract subject matter where feasible.)

Tax ID Number: 951473529
DUNS Number: 006903900

The purpose of this modification is to add positions to the contract.

a. Revised Attachment 3, dated 12/27/04, is hereby incorporated into this contract and replaces all previous versions of Attachment 3. This action adds 2 Site Supervisors, 4 Quality Assurance Specialists, and 8 Fingerprint Technicians. Total positions are now 1,178.

b. The estimated impact of this modification is an increase of \$120,153.60. Total estimated amount of this six month extension is now \$32,869,948.84.

Continued ...

Except as provided herein, all terms and conditions of the document referenced in Item 9A or 10A, so heretofore changed, remain unchanged and in full force and effect.

15A. NAME AND TITLE OF SIGNER (Type or print)

Edward P. Shedlick
Vice President, Contracts

16A. NAME AND TITLE OF CONTRACTING OFFICER (Type or print)

Peter M. Dietrich

15B. CONTRACTOR OFFICER

16C. DATE SIGNED

17B. UNITED STATES OF AMERICA

18C. DATE SIGNED

(Sign only if person authorized to sign)

1/4/05

(Signature of Contracting Officer)

1-4-05

NSN 7540-01-152-8070
Previous edition unusable

STANDARD FORM 30 (REV. 10-82)
Prescribed by GSA
FAR (48 CFR) 53.243

CONTINUATION SHEET	REFERENCE NO. OF DOCUMENT BEING CONTINUED HSSCCG-05-D-0008/P00061	PAGE 2	OF 2
---------------------------	--	-----------	---------

NAME OF OFFEROR OR CONTRACTOR
VINNELL CORPORATION

ITEM NO. (A)	SUPPLIES/SERVICES (B)	QUANTITY (C)	UNIT (D)	UNIT PRICE (E)	AMOUNT (F)
	c. Funding for this action to be provided on delivery order HSSCCG-05-J-0004.				

NEW 75#0-01-102-0097

OPTIONAL FORM 336 (4-84)
Sponsored by GSA
FAR (48 CFR) 101.110

CIS ASC Program Annual Capacity Summary

Region	City	ASC		COLO	Total	BIO Capacity	BIO W/S	Start Capacity	Guard	FP Tech	QA	Sub	Part-Time Positions	I-90 Capacity	I-90 W/S	Start Capacity	I-90 Tech	Total Positions
		ASC	COLO															
EASTERN	Atlanta	3	2	5	202,500	18	180,750	3	20	5	6	4	45,000	6	25,000	3	41	
	Baltimore	1	2	3	123,750	11	118,500	1	13	3	3	1	22,500	3	16,250	2	23	
	Boston	3	1	4	213,750	19	178,750	3	20	5	5	3	37,500	5	32,000	4	40	
	Buffalo	0	3	3	67,500	6	30,000	0	6	0	3	3	22,500	3	6,000	0	12	
	Cleveland	1	2	3	90,000	8	65,000	0	8	2	3	4	22,500	3	13,500	2	19	
	Detroit	2	1	3	78,750	7	70,000	2	9	1	2	2	15,000	2	12,500	1	17	
	Miami	7	3	10	562,500	50	555,000	7	62	14	13	10	60,000	8	56,000	7	113	
	New Orleans	0	6	6	112,500	10	58,500	2	11	0	5	5	45,000	6	12,750	0	23	
	New York	7	1	8	753,750	67	753,750	9	78	22	14	15	67,500	9	60,000	8	146	
	Newark	2	1	3	258,750	23	258,750	3	26	8	4	7	30,000	4	22,500	3	51	
	Philadelphia	3	2	5	180,000	16	134,250	3	16	3	6	4	37,500	5	14,750	1	32	
	Portland (ME)	0	3	3	22,500	2	12,000	0	2	0	2	2	15,000	2	2,500	0	6	
	San Juan	1	2	3	56,250	5	33,000	1	3	1	3	3	22,500	3	6,500	1	9	
	Washington DC	1	1	2	123,750	11	116,250	1	13	3	3	3	15,000	2	11,000	1	23	
Sub-total	31	30	61	2,846,250	253	2,684,500	35	287	67	72	61	457,500	61	287,250	33	555		
CENTRAL	Chicago	6	3	9	360,000	32	245,000	6	33	4	9	9	67,500	9	44,000	4	65	
	Dallas	4	1	5	157,500	14	143,750	4	20	6	6	6	60,000	8	49,000	6	45	
	Denver	3	1	4	112,500	10	79,500	2	8	2	4	3	37,500	5	25,000	3	22	
	El Paso	2	0	2	67,500	6	55,000	2	7	1	2	2	22,500	3	17,000	2	16	
	Hartlingen	2	0	2	56,250	5	40,000	2	7	1	2	1	15,000	2	8,500	0	13	
	Helena	0	3	3	33,750	3	10,500	0	0	0	2	2	30,000	4	2,000	0	4	
	Houston	3	0	3	146,250	13	146,250	3	19	6	4	4	37,500	5	30,000	4	38	
	Kansas City	0	3	3	56,250	5	26,000	0	5	0	3	3	22,500	3	5,250	0	9	
	Omaha	0	2	2	45,000	4	20,000	0	4	0	2	2	15,000	2	4,000	0	7	
	San Antonio	2	0	2	67,500	6	62,250	2	7	2	2	2	22,500	3	16,250	2	16	
	St. Paul	1	4	5	90,000	8	59,500	1	5	1	4	4	37,500	5	10,250	1	14	
	Sub-total	23	17	40	1,192,500	108	887,750	22	115	23	40	27	367,500	49	211,250	22	215	
	WESTERN	Anchorage	0	1	1	11,250	1	6,000	0	1	0	2	0	7,500	1	1,250	0	2
		Honolulu	1	1	2	45,000	4	21,000	1	4	1	2	1	15,000	2	4,750	0	9
Los Angeles		12	1	13	888,750	79	857,500	18	89	28	20	14	180,000	24	125,000	17	186	
Phoenix		4	1	5	191,250	17	139,500	3	17	4	5	2	52,500	7	21,000	2	33	
Portland (OR)		1	0	1	45,000	4	33,750	1	4	1	1	0	15,000	2	7,500	1	8	
San Diego		2	1	3	112,500	10	96,000	2	11	2	3	2	37,500	5	16,250	2	22	
San Francisco		9	0	9	528,750	47	433,750	10	49	14	12	7	120,000	16	54,000	6	98	
Seattle		1	3	4	101,250	9	72,250	0	8	1	4	2	30,000	4	10,750	1	16	
Sub-total		30	6	36	1,923,750	171	1,659,750	35	183	51	48	28	457,500	61	240,500	29	374	
GRAND TOTAL		64	56	120	5,962,500	530	5,112,000	92	585	141	160	116	1,282,500	171	743,000	84	1,176	

Summary of Contract Modifications

Workstation Modifications

Site	Live-Scan	Manual (Ink)	Biometrics	I-90	Comment
Total	0	0	0	0	

Staffing Modifications

Site	Site Supervisor	QA Specialist	FP Tech	Guard	Part Time	Comment
Orlando			1			
Dallas North	1	1	3			
Ft Worth		1				
Houston-Southeast		1	2			
Houston-Southwest	1	1	1			
Houston-Northwest			1			
Total	2	4	8	0	0	

Other Modifications

**CIS ASCs Eastern Region
Annual Capacities**

ATLANTA DISTRICT

11,250 6/hr 7,500 4/hr

Site Code	Location	Type of ASC	Bio Capacity	Bio W/S	Staff Capacity	Guard	FP Tech	QA	Sup	Part-Time Positions	1:90 Capacity	1:90 W/S	Staff Capacity	1:90 Tech	Total Positions
XAB	Birmingham	ASC	22,500	2	6,000	1	1	0	1	1	7,500	1	1,250	0	4
XAC	Atlanta	ASC	112,500	10	112,500	1	11	3	2	2	15,000	2	15,000	2	21
XAD	Charlotte	ASC	56,250	5	56,250	1	6	2	1	0	15,000	2	7,500	1	11
XAE	Charleston, SC	COLO	11,250	1	6,000	0	1	0	1	1	7,500	1	1,250	0	3
XAF	Atlanta POE	COLO	0	0	0	0	1	0	1	0	0	0	0	0	2
Totals			202,500	18	180,750	3	20	5	6	4	45,000	6	25,000	3	41

* Note: Site Supervisor is Assistant Site Supervisor at Atlanta ASC. FP tech augments Atlanta ASC staffing.

BALTIMORE DISTRICT

Site Code	Location	Type of ASC	Bio Capacity	Bio W/S	Staff Capacity	Guard	FP Tech	QA	Sup	Part-Time Positions	1:90 Capacity	1:90 W/S	Staff Capacity	1:90 Tech	Total Positions
XBA	Baltimore	COLO	45,000	4	45,000	0	5	1	1	0	7,500	1	7,500	1	8
XBB	Glenmont	ASC	67,500	6	67,500	1	7	2	1	1	7,500	1	7,500	1	13
XBC	Salisbury	COLO	11,250	1	6,000	0	1	0	1	0	7,500	1	1,250	0	2
Totals			123,750	11	118,500	1	13	3	3	1	22,500	3	16,250	2	23

BOSTON DISTRICT

Site Code	Location	Type of ASC	Bio Capacity	Bio W/S	Staff Capacity	Guard	FP Tech	QA	Sup	Part-Time Positions	1:90 Capacity	1:90 W/S	Staff Capacity	1:90 Tech	Total Positions
XBD	Boston	ASC	101,250	9	101,250	1	10	3	2	1	15,000	2	15,000	2	19
XBE	Hartford	ASC	45,000	4	33,750	1	4	1	1	1	7,500	1	7,500	1	9
XBF	Providence	ASC	45,000	4	33,750	1	4	1	1	1	7,500	1	7,500	1	9
XBG	Manchester	COLO	22,500	2	10,000	0	2	0	1	0	7,500	1	2,000	0	3
Totals			213,750	19	178,750	3	20	5	5	3	37,500	5	32,000	4	40

BUFFALO DISTRICT

Site Code	Location	Type of ASC	Bio Capacity	Bio W/S	Staff Capacity	Guard	FP Tech	QA	Sup	Part-Time Positions	1:90 Capacity	1:90 W/S	Staff Capacity	1:90 Tech	Total Positions
XBH	Buffalo	COLO	22,500	2	10,000	0	2	0	1	1	7,500	1	2,000	0	4
XBI	Albany	COLO	22,500	2	10,000	0	2	0	1	1	7,500	1	2,000	0	4
XBJ	Syracuse	COLO	22,500	2	10,000	0	2	0	1	1	7,500	1	2,000	0	4
Totals			67,500	6	30,000	0	6	0	3	3	22,500	3	6,000	0	12

CLEVELAND DISTRICT

Site Code	Location	Type of ASC	Bio Capacity	Bio W/S	Staff Capacity	Guard	FP Tech	QA	Sup	Part-Time Positions	1:90 Capacity	1:90 W/S	Staff Capacity	1:90 Tech	Total Positions
XCL	Cleveland	ASC	33,750	3	25,000	0	3	1	1	1	7,500	1	5,000	1	7
XCI	Cincinnati	COLO	22,500	2	15,000	0	2	0	1	1	7,500	1	3,500	0	4
XCK	Columbus	COLO	33,750	3	25,000	0	3	1	1	2	7,500	1	5,000	1	8
Totals			90,000	8	65,000	0	8	2	3	4	22,500	3	13,500	2	19

**CIS ASCs Eastern Region
Annual Capacities**

DETROIT DISTRICT

Site Code	Location	Type of ASC	Bio Capacity	Bio W/S	Staff Capacity	Guard	FP Tech	QA	Sup	Part-Time Positions	1-90 Capacity	1-90 W/S	Staff Capacity	1-90 Tech	Total Positions
XDK	Detroit	ASC	45,000	4	45,000	1	5	1	1	1	7,500	1	7,500	1	10
XGM	Grand Rapids	ASC	33,750	3	25,000	1	4	0	1	1	7,500	1	5,000	0	7
	Sault St. Marie POE	COLO	0	0	0	0	0	0	0	0	0	0	0	0	
	Totals		78,750	7	70,000	2	9	1	2	2	15,000	2	12,500	1	17

* Note - USGIS staffs POE

MIAMI DISTRICT

Site Code	Location	Type of ASC	Bio Capacity	Bio W/S	Staff Capacity	Guard	FP Tech	QA	Sup	Part-Time Positions	1-90 Capacity	1-90 W/S	Staff Capacity	1-90 Tech	Total Positions
XMA	Miami - Hialeah	ASC	123,750	11	123,750	1	12	3	2	2	7,500	1	7,500	1	21
XMB	Miami - Biscayne	ASC	90,000	8	90,000	1	11	3	2	1	7,500	1	7,500	1	19
XMC	Miami - Sweetwater	ASC	78,750	7	78,750	1	8	2	2	2	7,500	1	7,500	1	16
XMD	Ft Lauderdale	ASC	90,000	8	90,000	1	9	3	2	1	7,500	1	7,500	1	17
XME	Orlando	ASC	45,000	4	45,000	1	6	1	1	0	7,500	1	7,500	1	10
XMF	Tampa	ASC	45,000	4	45,000	1	5	1	1	0	7,500	1	7,500	1	9
XMG	Jacksonville	ASC	22,500	2	15,000	0	3	0	1	1	7,500	1	3,500	0	5
XMH	West Palm Beach	ASC	45,000	4	45,000	1	5	1	1	1	7,500	1	7,500	1	10
XMI	Miami District Office	COLO	22,500	2	22,500	0	2	0	0	0	0	0	0	0	2
XMD	Miami Airport POE	COLO	0	0	0	0	1	0	1	2	0	0	0	0	4
	Totals		562,500	50	555,000	7	62	14	13	10	60,000	8	56,000	7	113

* Using old CWS machines

NEW ORLEANS DISTRICT

Site Code	Location	Type of ASC	Bio Capacity	Bio W/S	Staff Capacity	Guard	FP Tech	QA	Sup	Part-Time Positions	1-90 Capacity	1-90 W/S	Staff Capacity	1-90 Tech	Total Positions
XNA	New Orleans	COLO	22,500	2	15,000	1	3	0	1	1	7,500	1	3,500	0	6
XNB	FL Smith	COLO	11,250	1	6,000	0	1	0	1	0	7,500	1	1,250	0	2
XNC	Jackson, MS	COLO	11,250	1	2,500	0	0	0	0	1	7,500	1	500	0	1
XND	Memphis	COLO	22,500	2	10,000	0	2	0	1	1	7,500	1	2,000	0	4
XNE	Nashville	COLO	22,500	2	15,000	1	3	0	1	1	7,500	1	3,500	0	6
XNF	Louisville	COLO	22,500	2	10,000	0	2	0	1	1	7,500	1	2,000	0	4
	Totals		132,500	10	58,500	2	11	0	5	5	45,000	6	12,750	0	23

NEW YORK DISTRICT

Site Code	Location	Type of ASC	Bio Capacity	Bio W/S	Staff Capacity	Guard	FP Tech	QA	Sup	Part-Time Positions	1-90 Capacity	1-90 W/S	Staff Capacity	1-90 Tech	Total Positions
XNG	New Rochelle	ASC	78,750	7	78,750	1	8	2	2	1	7,500	1	7,500	1	15
XNL	Brooklyn	ASC	157,500	14	157,500	2	15	4	2	3	22,500	3	15,000	2	28
XNU	Bronx	ASC	101,250	9	101,250	1	10	3	2	2	7,500	1	7,500	1	19
XNK	Manhattan	ASC	123,750	11	123,750	0	12	3	2	1	7,500	1	7,500	1	19
XNL	Hempstead	ASC	67,500	6	67,500	1	7	2	1	1	7,500	1	7,500	1	13
XNM	Queens/Jamaica	ASC	123,750	11	123,750	2	12	3	2	3	7,500	1	7,500	1	23
XNN	Jackson Heights	ASC	101,250	9	101,250	2	10	3	2	2	7,500	1	7,500	1	20
XRA	JFK Airport POE	COLO	0	0	0	0	4	2	1	2	0	0	0	0	9
	Totals		753,750	67	753,750	9	78	22	14	15	67,500	9	60,000	8	146

CIS ASCs Eastern Region Annual Capacities

Site Code	Location	Type of ASC	Bio Capacity	Bio W/S	Staff Capacity	Guard	FP Tech	QA	SUP	Part-Time Positions	1-90		Total Positions
											Capacity	W/S	
XNC	Newark	ASC	225,000	20	225,000	2	21	6	2	2	15,000	2	15,000
NP	Hackensack	ASC	33,750	3	33,750	1	4	1	1	0	15,000	2	7,500
AE	Newark Airport POE	COLO	0	0	0	0	1	1	1	5	0	0	0
Totals			258,750	23	258,750	3	26	8	4	7	30,000	4	22,500

PHILADELPHIA DISTRICT

Site Code	Location	Type of ASC	Bio Capacity	Bio W/S	Staff Capacity	Guard	FP Tech	QA	SUP	Part-Time Positions	1-90		Total Positions
											Capacity	W/S	
XPA	Philadelphia	ASC	101,250	9	101,250	1	10	3	2	1	7,500	1	7,500
XPB	Pittsburgh	ASC	22,500	2	15,000	1	3	0	1	0	7,500	1	3,500
XPC	Charleston, WV	COLO	11,250	1	6,000	0	1	0	1	0	7,500	1	1,250
XPD	Dover	ASC	22,500	2	6,000	1	1	0	1	1	7,500	1	1,250
XPE	York	COLO	22,500	2	6,000	0	1	0	1	1	7,500	1	1,250
Totals			180,000	16	134,250	3	16	3	6	3	37,500	5	14,750

PORTLAND (ME) DISTRICT

Site Code	Location	Type of ASC	Bio Capacity	Bio W/S	Staff Capacity	Guard	FP Tech	QA	SUP	Part-Time Positions	1-90		Total Positions
											Capacity	W/S	
XPL	Portland, ME	COLO	11,250	1	6,000	0	1	0	1	1	7,500	1	1,250
XPK	St Albans, VT	COLO	11,250	1	6,000	0	1	0	1	1	7,500	1	1,250
XPL	* Houlton Port of Entry	COLO	0	0	0	0	0	0	0	0	0	0	0
Totals			22,500	2	12,000	0	2	0	2	2	15,000	2	2,500

* Note - USCIS staffs POE

SAN JUAN DISTRICT

Site Code	Location	Type of ASC	Bio Capacity	Bio W/S	Staff Capacity	Guard	FP Tech	QA	SUP	Part-Time Positions	1-90		Total Positions
											Capacity	W/S	
XPM	San Juan	ASC	33,750	3	25,000	1	3	1	1	0	7,500	1	5,000
XPO	St Thomas	COLO	11,250	1	4,000	0	0	0	1	0	7,500	1	750
XPS	St Croix	COLO	11,250	1	4,000	0	0	0	1	0	7,500	1	750
Totals			56,250	5	33,000	1	3	1	3	0	22,500	3	6,500

WASHINGTON DISTRICT

Site Code	Location	Type of ASC	Bio Capacity	Bio W/S	Staff Capacity	Guard	FP Tech	QA	SUP	Part-Time Positions	1-90		Total Positions
											Capacity	W/S	
XQE	Alexandria	ASC	101,250	9	101,250	1	10	3	2	1	7,500	1	7,500
XQF	Norfolk	COLO	22,500	2	15,000	0	3	0	1	1	7,500	1	3,500
Totals			123,750	11	116,250	1	13	3	3	2	15,000	2	11,000

Eastern Region Grand Totals															
			2,446,250	253	2,664,500	36	287	67	72	81	457,500	61	281,250	33	555

**CIS ASCs Central Region
Annual Capacities**

Site Code	Location	Type of ASC	BIO		BIO W/S	Staff Capacity	Guard	FP Tech	QA	Sup	Part-Time Positions	1-90		Total Positions
			Capacity	g/hr								Capacity	W/S	
CHICAGO DISTRICT														
XCA	Chicago-Norridge	ASC	56,250	5	45,000	1	5	1	1	1	1	7,500	1	10
XCB	Chicago-Pulaski	ASC	56,250	5	45,000	1	5	1	1	1	1	15,000	2	10
XCC	Chicago-Broadway	ASC	56,250	5	45,000	1	5	1	1	1	1	7,500	1	10
XCD	Naperville	ASC	56,250	5	45,000	1	5	1	1	1	1	7,500	1	10
XCE	Waukegan	ASC	45,000	4	26,000	1	4	0	1	1	0	7,500	1	6
XCF	Hammond	ASC	33,750	3	15,000	1	3	0	1	1	1	7,500	1	6
XCG	Indianapolis	COLO	22,500	2	10,000	0	2	0	1	1	1	7,500	1	4
XCH	Milwaukee	COLO	33,750	3	15,000	0	3	0	1	1	1	7,500	1	4
XCI	O'Hare Airport POE	COLO	0	0	0	0	1	0	1	1	2	0	0	5
XCR	Totals		360,000	32	245,000	6	33	4	9	9	9	67,500	9	65

Site Code	Location	Type of ASC	BIO		BIO W/S	Staff Capacity	Guard	FP Tech	QA	Sup	Part-Time Positions	1-90		Total Positions
			Capacity	g/hr								Capacity	W/S	
DALLAS DISTRICT														
XDA	Dallas North	ASC	56,250	5	56,250	1	8	3	2		1	22,500	3	18
XDB	Ft. Worth	ASC	33,750	3	33,750	1	4	2	1		1	15,000	2	11
XDC	Lubbock	ASC	22,500	2	10,000	1	2	0	1		1	7,500	1	5
XDD	Oklahoma City	COLO	11,250	1	10,000	0	2	0	1		0	7,500	1	3
XDL	Dallas South	ASC	33,750	3	33,750	1	4	1	1		0	7,500	1	8
	Totals		167,500	14	143,750	4	20	6	5		3	60,000	8	45

Site Code	Location	Type of ASC	BIO		BIO W/S	Staff Capacity	Guard	FP Tech	QA	Sup	Part-Time Positions	1-90		Total Positions
			Capacity	g/hr								Capacity	W/S	
DENVER DISTRICT														
XDG	Denver	ASC	56,250	5	33,750	1	4	1	1		1	15,000	2	10
XDH	Grand Junction	ASC	11,250	1	6,000	0	0	0	1		1	7,500	1	2
XDI	Casper	COLO	11,250	1	6,000	0	0	0	1		0	7,500	1	1
XDJ	Salt Lake City/Taylorville	ASC	33,750	3	33,750	1	4	1	1		1	7,500	1	9
	Totals		112,500	10	79,500	2	8	2	4		3	37,500	5	22

Site Code	Location	Type of ASC	BIO		BIO W/S	Staff Capacity	Guard	FP Tech	QA	Sup	Part-Time Positions	1-90		Total Positions
			Capacity	g/hr								Capacity	W/S	
EL PASO DISTRICT														
XEA	El Paso	ASC	45,000	4	45,000	1	5	1	1		1	15,000	2	11
XEB	Albuquerque	ASC	22,500	2	10,000	1	2	0	1		1	7,500	1	5
	Totals		67,500	6	55,000	2	7	1	2		2	22,500	3	16

Site Code	Location	Type of ASC	BIO		BIO W/S	Staff Capacity	Guard	FP Tech	QA	Sup	Part-Time Positions	1-90		Total Positions
			Capacity	g/hr								Capacity	W/S	
HARLINGEN DISTRICT														
XFA	McAllen	ASC	33,750	3	25,000	1	4	1	1		0	7,500	1	7
XFB	Brownsville	ASC	22,500	2	15,000	1	3	0	1		1	7,500	1	6
	Totals		56,250	5	40,000	2	7	1	2		1	15,000	2	13

**CIS ASCs Central Region
Annual Capacities**

HELENA DISTRICT

Site Code	Location	Type of ASC	BIO Capacity	Bio W/S	Staff Capability	Guard	FP Tech	QA	Sup	Part-Time Positions	1-90 Capacity	1-90 W/S	Staff Capability	1-90 Tech	Total Positions
XHE	Helena	COLO	11,250	1	2,500	0	0	0	0	1	7,500	1	500	0	1
XHD	Boise	COLO	11,250	1	4,000	0	0	0	1	1	15,000	2	750	0	2
XHE	Idaho Falls	COLO	11,250	1	4,000	0	0	0	1	0	7,500	1	750	0	1
Totals			33,750	3	10,500	0	0	0	2	2	30,000	4	2,000	0	4

HOUSTON DISTRICT

Site Code	Location	Type of ASC	BIO Capacity	Bio W/S	Staff Capability	Guard	FP Tech	QA	Sup	Part-Time Positions	1-90 Capacity	1-90 W/S	Staff Capability	1-90 Tech	Total Positions
XHE	Houston-Southeast	ASC	45,000	4	45,000	1	7	2	1	1	15,000	2	7,500	1	13
XHI	Houston-Southwest	ASC	56,250	5	56,250	1	7	3	2	1	15,000	2	15,000	2	16
XHI	Houston-Northwest	ASC	45,000	4	45,000	1	5	1	1	0	7,500	1	7,500	1	9
Totals			146,250	13	146,250	3	19	6	4	2	37,500	5	30,000	4	38

KANSAS CITY DISTRICT

Site Code	Location	Type of ASC	BIO Capacity	Bio W/S	Staff Capability	Guard	FP Tech	QA	Sup	Part-Time Positions	1-90 Capacity	1-90 W/S	Staff Capability	1-90 Tech	Total Positions
XKA	Kansas City	COLO	22,500	2	10,000	0	2	0	1	0	7,500	1	2,000	0	3
XKS	Wichita	COLO	11,250	1	6,000	0	1	0	1	1	7,500	1	1,250	0	3
XKC	St. Louis	COLO	22,500	2	10,000	0	2	0	1	0	7,500	1	2,000	0	3
Totals			56,250	5	26,000	0	5	0	3	1	22,500	3	5,250	0	9

OMAHA DISTRICT

Site Code	Location	Type of ASC	BIO Capacity	Bio W/S	Staff Capability	Guard	FP Tech	QA	Sup	Part-Time Positions	1-90 Capacity	1-90 W/S	Staff Capability	1-90 Tech	Total Positions
XOA	Omaha	COLO	22,500	2	10,000	0	2	0	1	1	7,500	1	2,000	0	4
XOB	Des Moines	COLO	22,500	2	10,000	0	2	0	1	0	7,500	1	2,000	0	3
Totals			45,000	4	20,000	0	4	0	2	1	15,000	2	4,000	0	7

SAN ANTONIO DISTRICT

Site Code	Location	Type of ASC	BIO Capacity	Bio W/S	Staff Capability	Guard	FP Tech	QA	Sup	Part-Time Positions	1-90 Capacity	1-90 W/S	Staff Capability	1-90 Tech	Total Positions
XLA	Laredo	ASC	11,250	1	6,000	1	1	0	1	1	7,500	1	1,250	0	4
XSA	San Antonio	ASC	56,250	5	56,250	1	6	2	1	0	15,000	2	15,000	2	12
Totals			67,500	6	62,250	2	7	2	2	1	22,500	3	16,250	2	16

ST. PAUL DISTRICT

Site Code	Location	Type of ASC	BIO Capacity	Bio W/S	Staff Capability	Guard	FP Tech	QA	Sup	Part-Time Positions	1-90 Capacity	1-90 W/S	Staff Capability	1-90 Tech	Total Positions
XSP	St. Paul	ASC	45,000	4	45,000	1	5	1	1	1	7,500	1	7,500	1	10
XBJ	Rapid City	COLO	11,250	1	4,000	0	0	0	1	0	7,500	1	750	0	1
XFX	Fargo	COLO	11,250	1	4,000	0	0	0	1	0	7,500	1	750	0	1
XSL	Sioux Falls	COLO	11,250	1	4,000	0	0	0	1	0	7,500	1	750	0	1
XSM	Duluth	COLO	11,250	1	2,500	0	0	0	0	1	7,500	1	500	0	1
Totals			90,000	8	59,500	1	6	1	4	2	37,500	5	10,250	1	14

**CIS ASCs Central Region
Annual Capacities**

Central Region Grand Totals	1,192,500	106	887,750	22	115	23	40	27	367,500	49	211,250	22	249
-----------------------------	-----------	-----	---------	----	-----	----	----	----	---------	----	---------	----	-----

CIS ASCs Western Region Annual Capacities

ANCHORAGE DISTRICT										11,250		6/hr		7,500		4/hr			
Site Code	Location	Type of ASC	BIO Capacity	Bio W/S	Staff Capacity	Guard	FP Tech	QA	Supp	Part-Time Positions	1-90 Capacity	1-90 W/S	Staff Capacity	1-90 Tech	Total Positions				
XAA	Anchorage	COLO	11,250	1	6,000	0	1	0	1	0	7,500	1	1,250	0	2				
Totals			11,250	1	6,000	0	1	0	1	0	7,500	1	1,250	0	2				

HONOLULU DISTRICT										45,000 <th colspan="2">21,000 <th colspan="2">15,000 <th colspan="2">7,500 <th colspan="2">1,250 </th></th></th></th>		21,000 <th colspan="2">15,000 <th colspan="2">7,500 <th colspan="2">1,250 </th></th></th>		15,000 <th colspan="2">7,500 <th colspan="2">1,250 </th></th>		7,500 <th colspan="2">1,250 </th>		1,250	
Site Code	Location	Type of ASC	BIO Capacity	Bio W/S	Staff Capacity	Guard	FP Tech	QA	Supp	Part-Time Positions	1-90 Capacity	1-90 W/S	Staff Capacity	1-90 Tech	Total Positions				
XHG	Agana	COLO	11,250	1	6,000	0	1	0	1	0	7,500	1	1,250	0	2				
XHF	Honolulu	ASC	33,750	3	15,000	1	3	1	1	1	7,500	1	3,500	0	7				
Totals			45,000	4	21,000	1	4	1	2	1	15,000	2	4,750	0	9				

LOS ANGELES DISTRICT										388,750 <th colspan="2">857,500 <th colspan="2">180,000 <th colspan="2">125,000 <th colspan="2">188 </th></th></th></th>		857,500 <th colspan="2">180,000 <th colspan="2">125,000 <th colspan="2">188 </th></th></th>		180,000 <th colspan="2">125,000 <th colspan="2">188 </th></th>		125,000 <th colspan="2">188 </th>		188	
Site Code	Location	Type of ASC	BIO Capacity	Bio W/S	Staff Capacity	Guard	FP Tech	QA	Supp	Part-Time Positions	1-90 Capacity	1-90 W/S	Staff Capacity	1-90 Tech	Total Positions				
XLB	Pomona	ASC	33,750	3	33,750	1	4	1	1	0	7,500	1	7,500	1	8				
XLC	El Monte	ASC	112,500	10	112,500	2	11	3	2	1	22,500	3	15,000	2	21				
XLD	Gardena	ASC	78,750	7	78,750	2	8	3	2	1	22,500	3	15,000	2	18				
XLE	Van Nuys	ASC	112,500	10	112,500	2	11	3	2	1	22,500	3	15,000	2	21				
XLF	Bellflower	ASC	56,250	5	56,250	2	6	3	2	0	22,500	3	15,000	2	15				
XLG	Fairfax	ASC	45,000	4	45,000	1	5	2	1	1	7,500	1	7,500	1	11				
XLH	Santa Ana	ASC	101,250	9	101,250	2	10	3	2	2	15,000	2	15,000	2	21				
XLI	Buena Park	ASC	67,500	6	67,500	1	7	2	1	1	7,500	1	7,500	1	13				
XLJ	Riverside	ASC	101,250	9	90,000	1	9	3	2	2	22,500	3	7,500	1	18				
XLK	Oxnard	ASC	45,000	4	33,750	1	4	1	1	0	7,500	1	7,500	1	8				
XLL	Goleta	ASC	33,750	3	25,000	1	3	1	1	1	7,500	1	5,000	1	8				
XLM	Wishire	ASC	101,250	9	101,250	2	10	3	2	0	15,000	2	7,500	1	18				
XRN	LAX Airport POE	COLO	0	0	0	0	1	0	1	4	0	0	7,500	0	6				
Totals			888,750	79	857,500	18	89	28	20	14	180,000	24	125,000	17	188				

PHOENIX DISTRICT										191,250 <th colspan="2">139,500 <th colspan="2">52,500 <th colspan="2">21,000 <th colspan="2">33</th> </th></th></th>		139,500 <th colspan="2">52,500 <th colspan="2">21,000 <th colspan="2">33</th> </th></th>		52,500 <th colspan="2">21,000 <th colspan="2">33</th> </th>		21,000 <th colspan="2">33</th>		33	
Site Code	Location	Type of ASC	BIO Capacity	Bio W/S	Staff Capacity	Guard	FP Tech	QA	Supp	Part-Time Positions	1-90 Capacity	1-90 W/S	Staff Capacity	1-90 Tech	Total Positions				
XPF	Las Vegas	ASC	45,000	4	33,750	1	4	1	1	1	15,000	2	7,500	1	9				
XPG	Tucson	ASC	33,750	3	15,000	1	3	1	1	1	7,500	1	3,500	0	7				
XPH	Reno	COLO	11,250	1	6,000	0	1	0	1	0	7,500	1	1,250	0	2				
XPI	Yuma	ASC	11,250	1	6,000	0	1	0	1	0	7,500	1	1,250	0	2				
XPO	Phoenix	ASC	90,000	8	78,750	1	8	2	1	0	15,000	2	7,500	1	13				
Totals			191,250	17	139,500	3	17	4	5	2	52,500	7	21,000	2	33				

CIS ASCs Western Region Annual Capacities

Site Code	Location	Type of ASC	BIO Capacity	Bio W/S	Staff Capability	Guard	Tech	QA	Sup	Part-Time Positions	1-90 Capacity	1-90 W/S	Staff Capability	1-90 Tech	Total Positions
XPL	Portland, OR	ASC	45,000	4	33,750	1	4	1	1	0	15,000	2	7,500	1	8
Totals			45,000	4	33,750	1	4	1	1	0	15,000	2	7,500	1	8

Site Code	Location	Type of ASC	BIO Capacity	Bio W/S	Staff Capability	Guard	Tech	QA	Sup	Part-Time Positions	1-90 Capacity	1-90 W/S	Staff Capability	1-90 Tech	Total Positions
XSB	San Diego	ASC	56,250	5	56,250	1	6	1	1	1	15,000	2	7,500	1	11
XSC	San Marcos	ASC	45,000	4	33,750	1	4	1	1	1	15,000	2	7,500	1	9
XSD	Calexico	COLO	11,250	1	6,000	0	1	0	1	0	7,500	1	1,250	0	2
Totals			112,500	10	96,000	2	11	2	3	2	37,500	5	16,250	2	22

Site Code	Location	Type of ASC	BIO Capacity	Bio W/S	Staff Capability	Guard	Tech	QA	Sup	Part-Time Positions	1-90 Capacity	1-90 W/S	Staff Capability	1-90 Tech	Total Positions
XFB	Oakland	ASC	101,250	9	78,750	1	8	2	2	1	7,500	1	7,500	1	15
XFC	Santa Rosa	ASC	33,750	3	10,000	1	2	0	1	1	7,500	1	2,000	0	5
XFD	Salinas	ASC	22,500	2	15,000	1	3	1	1	0	15,000	2	3,500	0	6
XFE	Sacramento	ASC	67,500	6	56,250	1	6	2	1	1	15,000	2	7,500	1	12
XFF	Modesto	ASC	45,000	4	33,750	1	4	1	1	0	15,000	2	7,500	1	8
XFG	Fresno	ASC	67,500	6	56,250	1	6	2	1	0	15,000	2	7,500	1	11
XFI	Bakersfield	ASC	22,500	2	15,000	1	3	1	1	1	15,000	2	3,500	0	7
XTD	San Francisco	ASC	101,250	9	101,250	2	10	3	2	2	15,000	2	7,500	1	20
XTE	San Jose	ASC	67,500	6	67,500	1	7	2	2	1	15,000	2	7,500	1	14
Totals			528,750	47	433,750	10	49	14	12	7	120,000	16	54,000	6	98

Site Code	Location	Type of ASC	BIO Capacity	Bio W/S	Staff Capability	Guard	Tech	QA	Sup	Part-Time Positions	1-90 Capacity	1-90 W/S	Staff Capability	1-90 Tech	Total Positions
XSE	Seattle	ASC	67,500	6	56,250	0	6	1	1	0	7,500	1	7,500	1	9
XSF	Spokane	COLO	11,250	1	6,000	0	1	0	1	1	7,500	1	1,250	0	3
XSG	Richland	COLO	11,250	1	4,000	0	0	0	1	0	7,500	1	750	0	1
XSH	Yakima	COLO	11,250	1	6,000	0	1	0	1	1	7,500	1	1,250	0	3
Totals			101,250	9	72,250	0	8	1	4	2	30,000	4	10,750	1	16
Western Region Grand Totals			1,923,750	171	1,659,750	35	183	51	48	28	457,500	61	240,500	29	374

AMENDMENT OF SOLICITATION/MODIFICATION OF CONTRACT		1. CONTRACT ID CODE		PAGE OF PAGES	
				1 2	
2. AMENDMENT/MODIFICATION NO. P00062		3. EFFECTIVE DATE 02/23/2005		4. REQUISITION/PURCHASE REQ.NO. N/A	
5. PROJECT NO. (If applicable)		6. ISSUED BY CIS		7. ADMINISTERED BY (If other than Item 6) CIS	
CIS Contracting Office Department of Homeland Security 70 Kimball Avenue South Burlington VT 05403		CIS Contracting Office Department of Homeland Security 70 Kimball Avenue South Burlington VT 05403			
8. NAME AND ADDRESS OF CONTRACTOR (No., street, county, State and ZIP Code) VINNELL CORPORATION 12150 MONUMENT DR STE 800 FAIRFAX VA 220334064		9A. AMENDMENT OF SOLICITATION NO. <input checked="" type="checkbox"/>		9B. DATED (SEE ITEM 11)	
CODE 006903900000 FACILITY CODE		10A. MODIFICATION OF CONTRACT/ORDER NO. HSSCCG-05-D-0008		10B. DATED (SEE ITEM 13) 10/01/1999	

11. THIS ITEM ONLY APPLIES TO AMENDMENTS OF SOLICITATIONS

The above numbered solicitation is amended as set forth in Item 14. The hour and date specified for receipt of offers is extended is not extended. Offers must acknowledge receipt of this amendment prior to the hour and date specified in the solicitation or as amended, by one of the following methods: (a) By completing items 8 and 15, and returning _____ copies of the amendment; (b) By acknowledging receipt of this amendment on each copy of the offer submitted; or (c) By separate letter or telegram which includes a reference to the solicitation and amendment number. FAILURE OF YOUR ACKNOWLEDGEMENT TO BE RECEIVED AT THE PLACE DESIGNATED FOR THE RECEIPT OF OFFERS PRIOR TO THE HOUR AND DATE SPECIFIED MAY RESULT IN REJECTION OF YOUR OFFER. If by virtue of this amendment you desire to change an offer already submitted, such change may be made by telegram or letter, provided each telegram or letter makes reference to the solicitation and this amendment, and is received prior to the specified hour and date specified.

12. ACCOUNTING AND APPROPRIATION DATA (If required.)

See Schedule

13. THIS ITEM APPLIES ONLY TO MODIFICATIONS OF CONTRACT ORDERS. IT MODIFIES THE CONTRACT ORDER NO. AS DESCRIBED IN ITEM 14.

(a)	A. THIS CHANGE ORDER IS ISSUED PURSUANT TO: (Specify authority) THE CHANGES SET FORTH IN ITEM 14 ARE MADE IN THE CONTRACT ORDER NO. IN ITEM 10A.
	B. THE ABOVE NUMBERED CONTRACT/ORDER IS MODIFIED TO REFLECT THE ADMINISTRATIVE CHANGES (such as changes in paying office, appropriation data, etc.) SET FORTH IN ITEM 14, PURSUANT TO THE AUTHORITY OF FAR 43.103(b).
X	C. THIS SUPPLEMENTAL AGREEMENT IS ENTERED INTO PURSUANT TO THE AUTHORITY OF: 52.222-43, Fair Labor Standards Act and Service Contract Act-Price Adjustme
	D. OTHER (Specify type of modification and authority)

B. IMPORTANT: Contractor is not is required to sign this document and return _____ 1 copies to the issuing office.

14. DESCRIPTION OF AMENDMENT/MODIFICATION (Organized by UCF section headings, including solicitation/contract subject matter where feasible.)

Tax ID Number: 951473529

DUNS Number: 006903900

The purpose of this modification is to definitize modification P00060, revising labor rates due to changes in Service Contract Act Wage Determinations incorporated in P00060.

a. The attached Section B, Schedule of Supplies or Services is incorporated into the contract. Rates are effective for the period 10/1/04 through 3/31/05.

b. The estimated total price for the period of 10/1/04 through 3/31/05 is changed to \$33,015,317.00, an increase of \$145,368.16. Funding to be provided on delivery order HSSCCG-05-J-0004.

Continued ...

Except as provided herein, all terms and conditions of the document referenced in Item 9A or 10A, as hereinafter changed, remain unchanged and in full force and effect.

15A. NAME AND TITLE OF SIGNER (Type or print)

Edward P. Shedlick Vice President

18A. NAME AND TITLE OF CONTRACTING OFFICER (Type or print)

Laura B. Zuchowski

15B. CONTRACT OFFEROR

[Signature]

18C. DATE SIGNED

2/26/05

15B. UNITED STATES OF AMERICA

[Signature]
Laura B. Zuchowski
(Signature of Contracting Officer)

18C. DATE SIGNED

3/10/05

NSN 7540-01-182-8070
Previous edition unusable

STANDARD FORM 30 (REV. 10-83)
Prescribed by GSA
FAR (48 CFR) 53.243

CONTINUATION SHEET	REFERENCE NO. OF DOCUMENT BEING CONTINUED	PAGE	OF
	HSSCCG-05-D-0008/P00062	2	2

NAME OF OFFEROR OR CONTRACTOR
VINNELL CORPORATION

ITEM NO. (A)	SUPPLIES/SERVICES (B)	QUANTITY (C)	UNIT (D)	UNIT PRICE (E)	AMOUNT (F)
	c. This modification represents full and final settlement for increases to Service Contract Act Wage Determinations incorporated in modification P00060.				

NON 784D-01-182-0087

OPTIONAL FORM 330 (4-80)
Sponsored by GSA
FAR (48 CFR) 53.110

SECTION B, SCHEDULE OF SUPPLIES OR SERVICES
CONTRACT COW-9-0015 Extension H88CCG-05-D-0098, P00062
FOR THE PERIOD 10/01/04 - 03/31/05

CLIN	Description	Estimated Max Qty	Unit	Revised Unit Price	Revised Extended Price
6001	ATLANTA Site Supervisor	5,296	Hr		
6002	Quality Assurance Specialist	3,648	Hr		
6002B	I-90 Processing Clerk	2,320	Hr		
6003	Fingerprint Technician	15,920	Hr		
6004	Guard	2,976	Hr		
6005	BALTIMORE Site Supervisor	2,976	Hr		
6006	Quality Assurance Specialist	2,976	Hr		
6006B	I-90 Processing Clerk	1,984	Hr		
6007	Fingerprint Technician	8,144	Hr		
6008	Guard	992	Hr		
6009	BOSTON Site Supervisor	4,960	Hr		
6010	Quality Assurance Specialist	4,304	Hr		
6010B	I-90 Processing Clerk	3,312	Hr		
6011	Fingerprint Technician	15,424	Hr		
6012	Guard	2,976	Hr		
6013	BUFFALO Site Supervisor	2,976	Hr		
6014	Quality Assurance Specialist	-	Hr		
6014B	I-90 Processing Clerk	-	Hr		
6015	Fingerprint Technician	4,816	Hr		
6016	Guard	-	Hr		
6017	CLEVELAND Site Supervisor	2,976	Hr		
6018	Quality Assurance Specialist	672	Hr		
6018B	I-90 Processing Clerk	1,328	Hr		
6019	Fingerprint Technician	6,640	Hr		
6020	Guard	-	Hr		
6021	DETROIT Site Supervisor	1,984	Hr		
6022	Quality Assurance Specialist	1,984	Hr		
6022B	I-90 Processing Clerk	992	Hr		
6023	Fingerprint Technician	7,296	Hr		
6024	Guard	1,984	Hr		
6025	MIAMI Site Supervisor	10,272	Hr		
6026	Quality Assurance Specialist	11,264	Hr		
6026B	I-90 Processing Clerk	6,944	Hr		
6027	Fingerprint Technician	45,792	Hr		
6028	Guard	6,944	Hr		
6029	NEW ORLEANS Site Supervisor	4,960	Hr		
6030	Quality Assurance Specialist	-	Hr		
6030B	I-90 Processing Clerk	-	Hr		
6031	Fingerprint Technician	10,112	Hr		
6032	Guard	1,984	Hr		
6033	NEW YORK Site Supervisor	11,264	Hr		
6034	Quality Assurance Specialist	17,888	Hr		
6034B	I-90 Processing Clerk	7,280	Hr		


(b)(4)

P00062

8035		Fingerprint Technician	63,158	Hr
8038		Guard	8,928	Hr
8037	NEWARK	Site Supervisor	3,968	Hr
8038		Quality Assurance Specialist	6,624	Hr
8038B		I-90 Processing Clerk	2,320	Hr
8039		Fingerprint Technician	22,048	Hr
8040		Guard	2,976	Hr
8041	PHILADELPHIA	Site Supervisor	5,296	Hr
8042		Quality Assurance Specialist	2,320	Hr
8042B		I-90 Processing Clerk	1,648	Hr
8043		Fingerprint Technician	10,144	Hr
8044		Guard	2,876	Hr
8045	PORTLAND ME	Site Supervisor	1,984	Hr
8048		Quality Assurance Specialist	-	Hr
8048B		I-90 Processing Clerk	-	Hr
8047		Fingerprint Technician	1,664	Hr
8048		Guard	-	Hr
8049	SAN JUAN	Site Supervisor	2,876	Hr
8050		Quality Assurance Specialist	336	Hr
8050B		I-90 Processing Clerk	992	Hr
8051		Fingerprint Technician	1,664	Hr
8052		Guard	992	Hr
8053	WASHINGTON	Site Supervisor	2,976	Hr
8064		Quality Assurance Specialist	2,976	Hr
8054B		I-90 Processing Clerk	992	Hr
8055		Fingerprint Technician	11,264	Hr
8058		Guard	992	Hr
8057	CHICAGO	Site Supervisor	8,928	Hr
8058		Quality Assurance Specialist	6,592	Hr
8058B		I-90 Processing Clerk	6,592	Hr
8059		Fingerprint Technician	20,328	Hr
8060		Guard	5,952	Hr
8061	DALLAS	Site Supervisor	5,616	Hr
8062		Quality Assurance Specialist	5,260	Hr
8062B		I-90 Processing Clerk	5,952	Hr
8063		Fingerprint Technician	16,384	Hr
8064		Guard	3,968	Hr
8065	DENVER	Site Supervisor	3,968	Hr
8066		Quality Assurance Specialist	1,328	Hr
8066B		I-90 Processing Clerk	2,320	Hr
8067		Fingerprint Technician	6,472	Hr
8068		Guard	1,984	Hr
8069	EL PASO	Site Supervisor	1,984	Hr
8070		Quality Assurance Specialist	2,304	Hr
8070B		I-90 Processing Clerk	1,328	Hr
8071		Fingerprint Technician	6,624	Hr
8072		Guard	1,984	Hr
8073	HARLINGEN	Site Supervisor	1,984	Hr
8074		Quality Assurance Specialist	992	Hr

(b)(4)

6074B		I-90 Processing Clerk	1,312	Hr
6075		Fingerprint Technician	4,816	Hr
6076		Guard	1,984	Hr
6077	HELENA	Site Supervisor	1,984	Hr
6078		Quality Assurance Specialist	-	Hr
6078B		I-90 Processing Clerk	-	Hr
6078		Fingerprint Technician	656	Hr
6080		Guard	-	Hr
6081	HOUSTON	Site Supervisor	3,632	Hr
6082		Quality Assurance Specialist	5,280	Hr
6082B		I-90 Processing Clerk	4,624	Hr
6083		Fingerprint Technician	15,872	Hr
6084		Guard	2,976	Hr
6085	KANSAS CITY	Site Supervisor	2,976	Hr
6086		Quality Assurance Specialist	-	Hr
6086B		I-90 Processing Clerk	-	Hr
6087		Fingerprint Technician	3,488	Hr
6088		Guard	-	Hr
6089	OMAHA	Site Supervisor	1,984	Hr
6090		Quality Assurance Specialist	-	Hr
6090B		I-90 Processing Clerk	-	Hr
6091		Fingerprint Technician	3,152	Hr
6092		Guard	-	Hr
6093	SAN ANTONIO	Site Supervisor	1,984	Hr
6094		Quality Assurance Specialist	1,984	Hr
6094B		I-90 Processing Clerk	1,328	Hr
6095		Fingerprint Technician	6,128	Hr
6096		Guard	1,984	Hr
6097	ST. PAUL	Site Supervisor	3,968	Hr
6098		Quality Assurance Specialist	992	Hr
6098B		I-90 Processing Clerk	992	Hr
6099		Fingerprint Technician	4,640	Hr
6100		Guard	992	Hr
6101	ANCHORAGE	Site Supervisor	992	Hr
6102		Quality Assurance Specialist	-	Hr
6102B		I-90 Processing Clerk	-	Hr
6103		Fingerprint Technician	992	Hr
6104		Guard	-	Hr
6105	HONOLULU	Site Supervisor	1,984	Hr
6106		Quality Assurance Specialist	336	Hr
6106B		I-90 Processing Clerk	656	Hr
6107		Fingerprint Technician	3,808	Hr
6108		Guard	992	Hr
6109	LOS ANGELES	Site Supervisor	19,840	Hr
6110		Quality Assurance Specialist	26,464	Hr
6110B		I-90 Processing Clerk	12,928	Hr
6111		Fingerprint Technician	80,144	Hr
6112		Guard	17,856	Hr
6113	PHOENIX	Site Supervisor	4,960	Hr



(b)(4)

8114		Quality Assurance Specialist	3,312	Hr
8114B		I-90 Processing Clerk	2,640	Hr
6115		Fingerprint Technician	13,284	Hr
6116		Guard	2,976	Hr
6117	PORTLAND OR	Site Supervisor	992	Hr
6118		Quality Assurance Specialist	992	Hr
6118B		I-90 Processing Clerk	992	Hr
6119		Fingerprint Technician	3,968	Hr
6120		Guard	992	Hr
6121	SAN DIEGO	Site Supervisor	2,976	Hr
6122		Quality Assurance Specialist	2,640	Hr
6122B		I-90 Processing Clerk	1,984	Hr
6123		Fingerprint Technician	8,952	Hr
6124		Guard	1,984	Hr
6125	SAN FRANCISCO	Site Supervisor	11,248	Hr
6126		Quality Assurance Specialist	13,232	Hr
6126B		I-90 Processing Clerk	7,264	Hr
6127		Fingerprint Technician	38,304	Hr
6128		Guard	9,920	Hr
6129	SEATTLE	Site Supervisor	3,968	Hr
6130		Quality Assurance Specialist	992	Hr
6130B		I-90 Processing Clerk	992	Hr
6131		Fingerprint Technician	6,960	Hr
6132		Guard	656	Hr

Total Labor 930,528

6133	Leases / Facility Costs	lot	5,500,000.00
6134	Equipment	lot	150,000.00
6135	Supplies	lot	300,000.00
6135	Travel	lot	400,000.00

Total ODC \$6,350,000.00

6137 ODC Handling Fee

Overtime Rates

6138	Quality Assurance Specialist	9,100	Hr
6139	I-90 Processing Clerk	9,000	Hr
6140	Fingerprint Technician	38,400	Hr
6141	Guard	9,100	Hr
	Total Overtime		

Total Estimate for the Period

\$33,015,317.00

(b)(4)

(b)(4)