



# Rhode Island

**Department of Justice**  
**Bureau of Alcohol, Tobacco,**  
**Firearms and Explosives**  
 Office of Strategic Intelligence and Information  
 Data Source: Firearms Tracing System

**January 1, 2006 – December 31, 2006**



# ***ATF Firearms Trace Data Disclaimer***

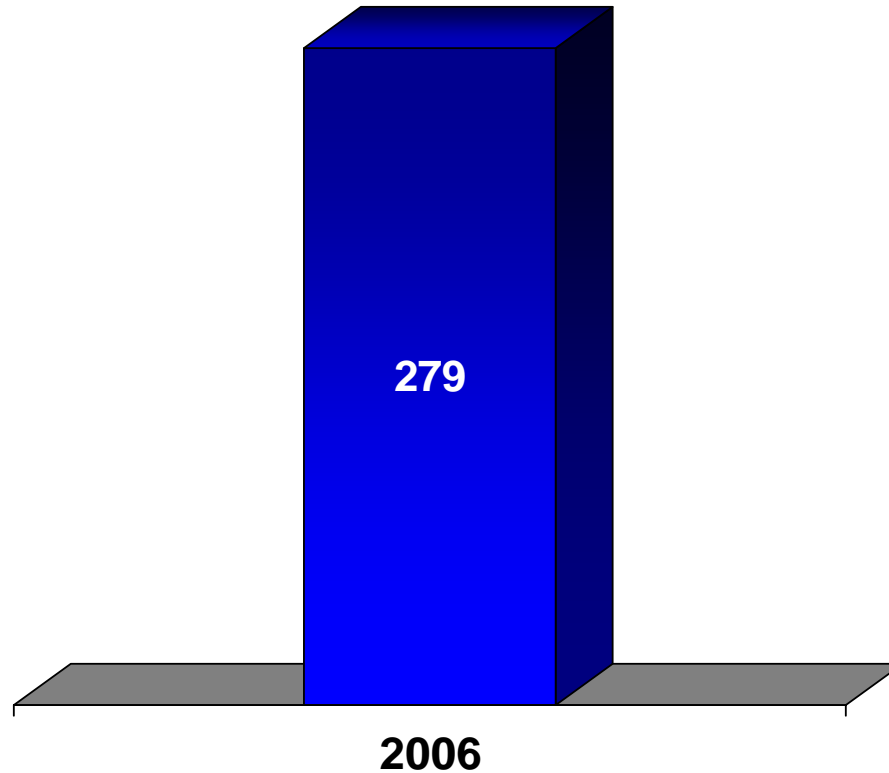


**Public L. No. 109-108, Consolidated Appropriations Act of 2006, SEC. 621**

**(1) Firearm traces are designed to assist law enforcement authorities in conducting investigations by tracking the sale and possession of specific firearms. Law enforcement agencies may request firearms traces for any reason, and those reasons are not necessarily reported to the Federal Government. Not all firearms used in crime are traced and not all firearms traced are used in crime.**

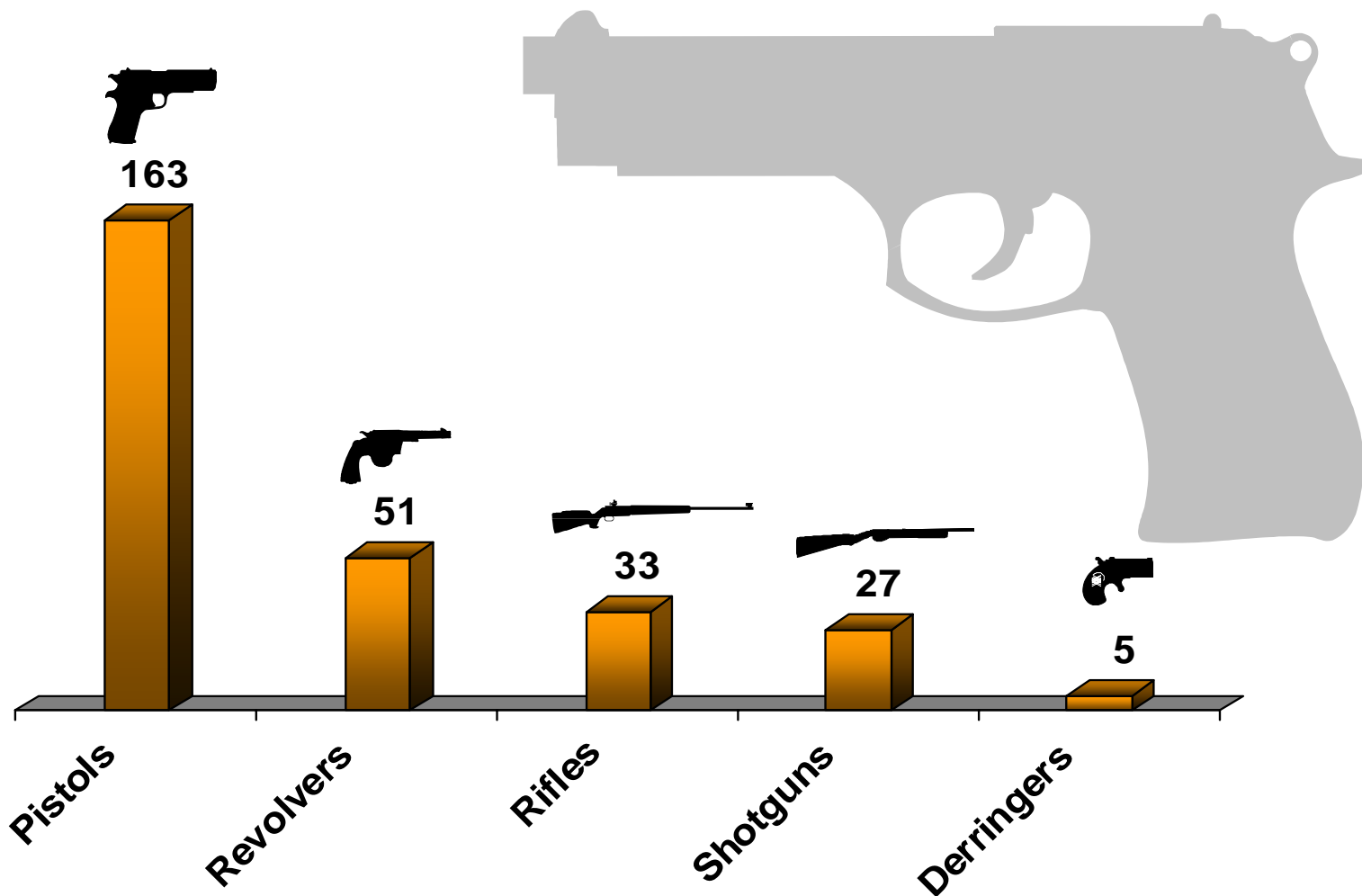
**(2) Firearms selected for tracing are not chosen for purposes of determining which types, makes or models of firearms are used for illicit purposes. The firearms selected do not constitute a random sample and should not be considered representative of the larger universe of all firearms used by criminals, or any subset of that universe. Firearms are normally traced to the first retail seller, and sources reported for firearms traced do not necessarily represent the sources or methods by which firearms in general are acquired for use in crime.**

# ***Total Number of Firearms Recovered and Traced in Rhode Island by Calendar Year***



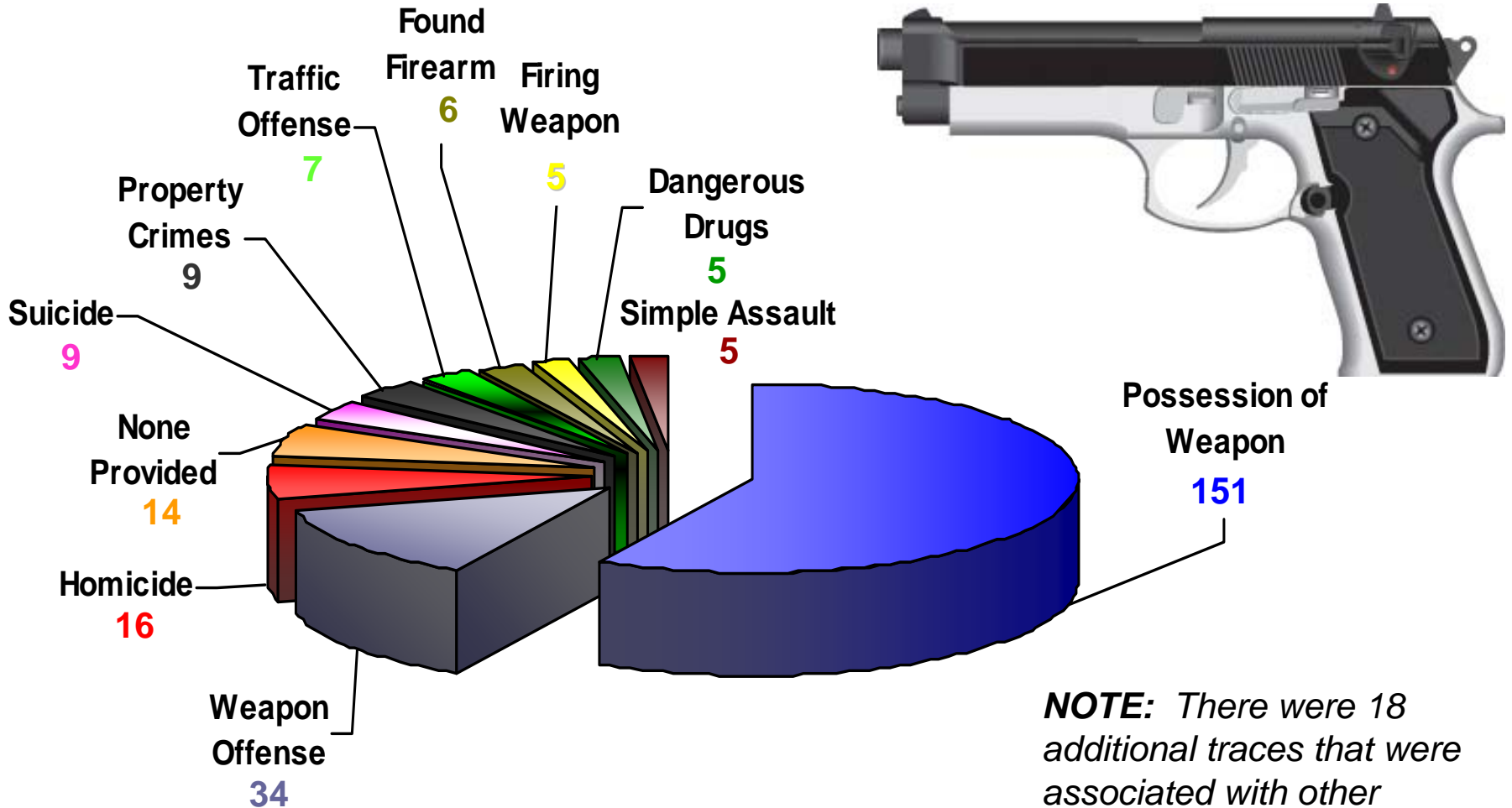
# ***Firearm Types with a Rhode Island Recovery***

***January 1, 2006 – December 31, 2006***



# Top Categories Reported on Firearm Traces with a Rhode Island Recovery

January 1, 2006 – December 31, 2006

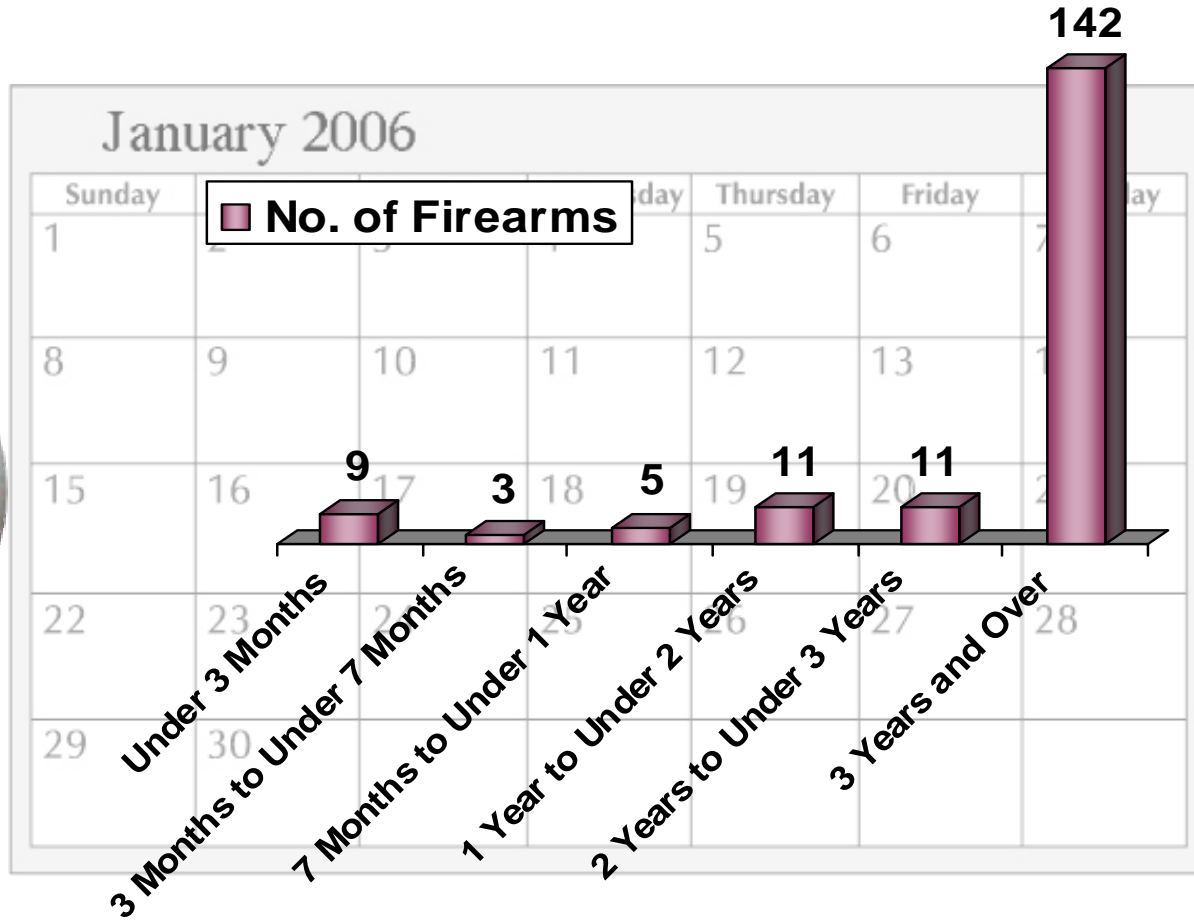


**NOTE:** There were 18 additional traces that were associated with other categories.



# Time-To-Crime Rates for Firearms with a Rhode Island Recovery

January 1, 2006 – December 31, 2006

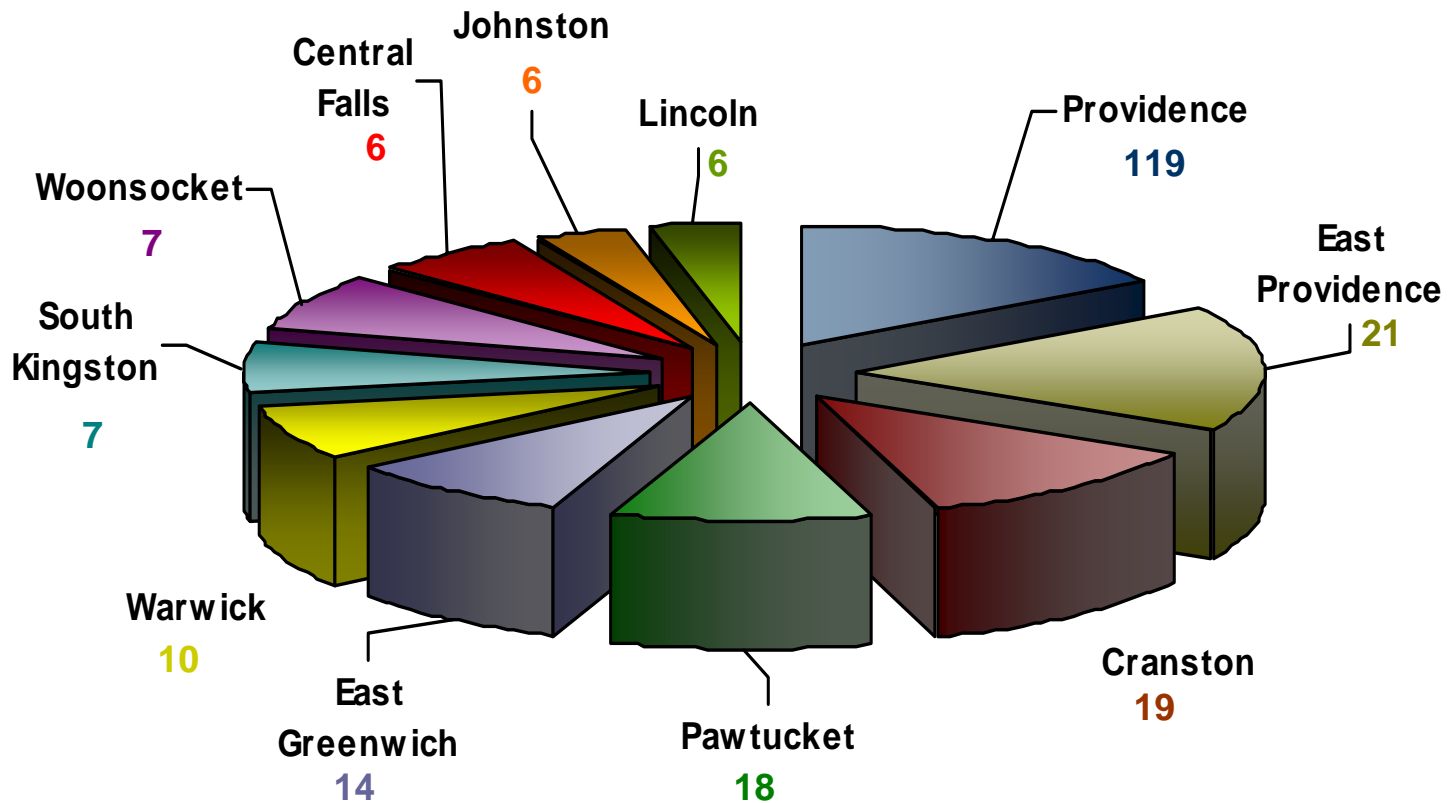


1/1/2006-12/31/2006 Rhode Island Average Time-to-Crime: **11.38 Years**

1/1/2006-12/31/2006 National Average Time-to-Crime: **10.17 Years**

# ***Top Recovery Cities for Firearms with a Rhode Island Recovery***

## ***January 1, 2006 – December 31, 2006***



**NOTE:** There were 22 additional municipalities that accounted for 46 other traces.



# ***Analytical Criteria Used to Compile the Enclosed Statistics***

## **● Total Number of Firearms Recovered and Traced**

- Includes traces with a recovery state of Rhode Island, or, if the recovery state was not provided, the requesting agency had jurisdiction only within Rhode Island.
- Includes Guns Recovered and Traced Between 1/1/2006 – 12/31/2006, or if the recovery date was blank, the trace entry date was between 1/1/2006 – 12/31/2006.
- Duplicate traces, Firearms Not Recovered, Gun Buy Back and Firearms Turned In are not included in this figure.

## **● Firearm Types with a Rhode Island Recovery**

- Includes same criteria as Total Number of Firearms Recovered and Traced.

## **● Top Categories Reported on Firearm Traces with a Rhode Island Recovery**

- Includes same criteria as Total Number of Firearms Recovered and Traced.

## **● Top Source States for Firearms with a Rhode Island Recovery**

- Includes same criteria as Total Number of Firearms Recovered and Traced.
- Traces must identify a purchaser and the state in which the final dealer is located.

## **● Time-to-Crime Rates for Firearms with a Rhode Island Recovery**

- Includes same criteria as Total Number of Firearms Recovered and Traced.
- Time-to-Crime was calculated for those traces in which the purchase date could be subtracted from the recovery date.

## **● Top Recovery Cities for Firearms with a Rhode Island Recovery**

- Includes same criteria as Total Number of Firearms Recovered and Traced.
- Includes traces with a recovery city, or, if the recovery city was not provided, the requesting agency had jurisdiction only within that city.