



# United States Bomb Data Center

Explosives Incidents, 2004			
	Incidents	Injured	Killed
Bombings	655	62	7
Attempted Bombings	129	0	0
Incendiary Bombings	173	6	1
Attempted Incendiary Bombings	71	0	0
Premature Explosions	41	51	13
Stolen Explosives	51	0	0
Recovered Explosives	2352	0	0
Hoax Devices	248	0	0
Accidental Explosions	70	144	15
<b>TOTAL EXPLOSIVES INCIDENTS</b>	<b>3790</b>	<b>263</b>	<b>36</b>



## United States Bomb Data Center

Explosive Incidents, 2005			
	Incidents	Injured	Killed
Bombing	465	18	2
Attempted Bombing	69	0	0
Incendiary Bombing	130	5	0
Attempted Incendiary	45	4	0
Premature Explosion	26	24	1
Stolen Explosives	52	0	0
Recovered Explosives	2585	0	0
Hoax Devices	287	0	0
Accidental Explosions	63	97	15
<b>TOTAL EXPLOSIVE INCIDENTS</b>	<b>3722</b>	<b>148</b>	<b>18</b>



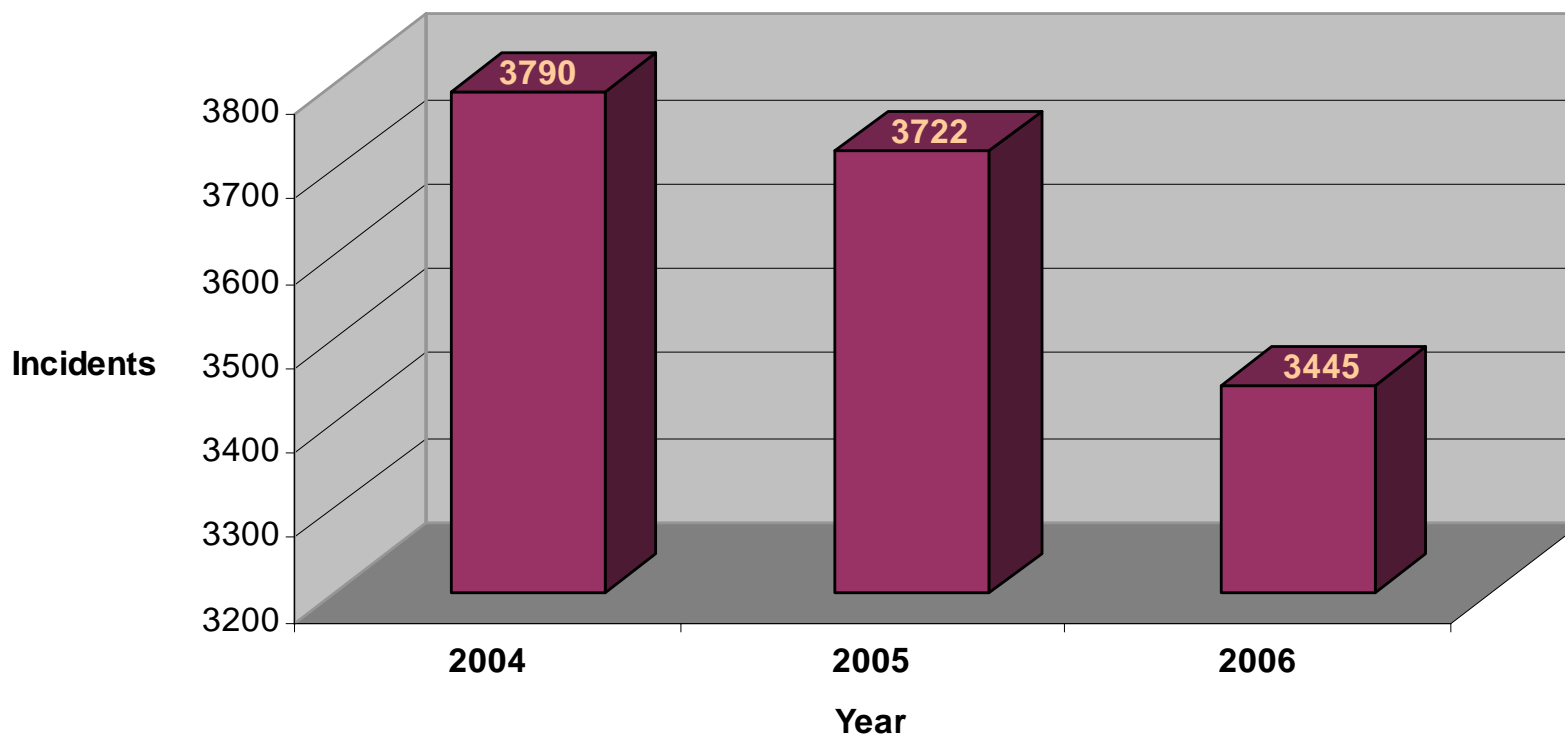
## United States Bomb Data Center

Explosive Incidents, 2006			
	Incidents	Injured	Killed
Bombing	476	28	2
Attempted Bombing	79	0	0
Incendiary Bombing	121	6	0
Attempted Incendiary	30	0	0
Premature Explosion	40	49	3
Stolen Explosives	51	0	0
Recovered Explosives*	2347	0	0
Hoax Devices	224	0	0
Accidental Explosions	77	52	9
<b>TOTAL EXPLOSIVE INCIDENTS</b>	<b>3445</b>	<b>135</b>	<b>14</b>



# United States Bomb Data Center

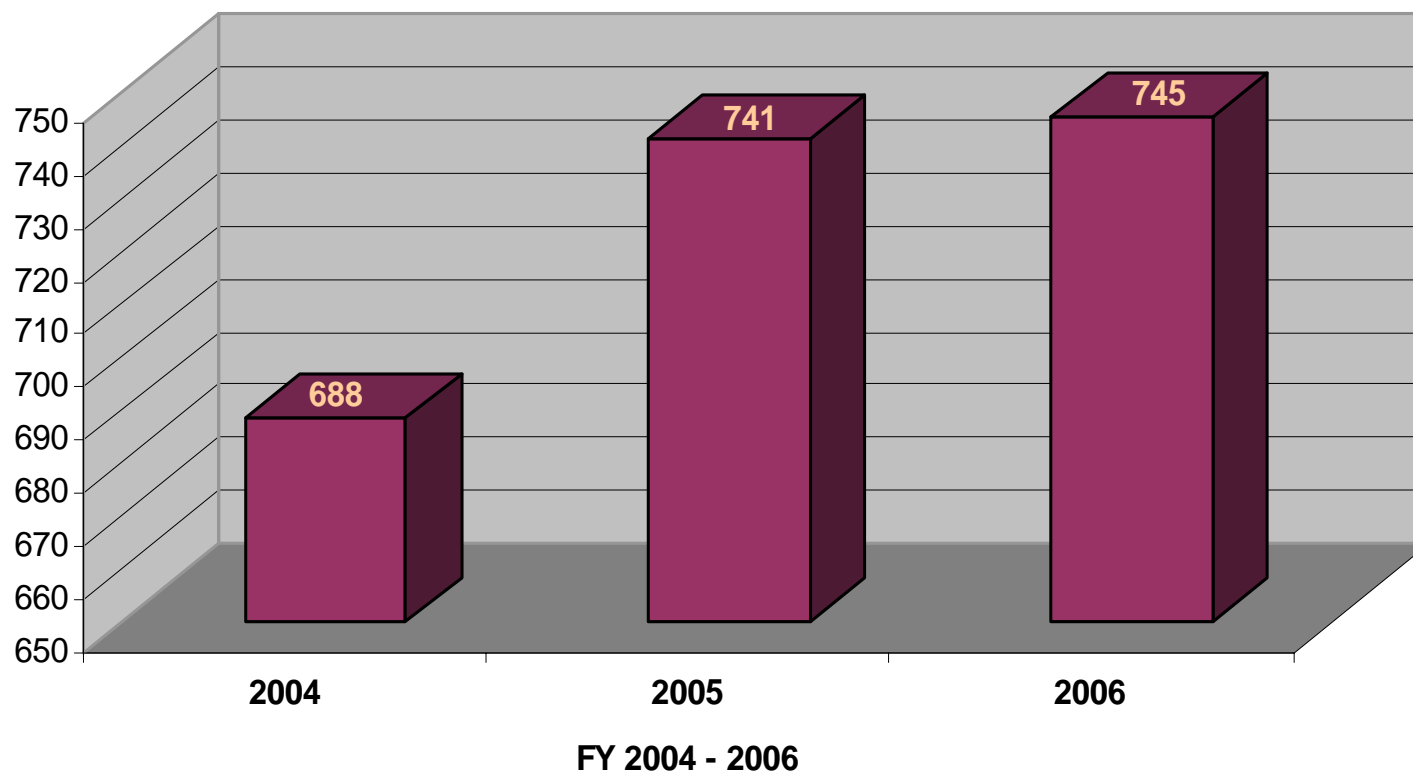
## Explosives Incidents 2004 - 2006





## 5 United States Bomb Data Center

### ATF Arson and Explosives Cases Referred for Prosecution





# United States Bomb Data Center

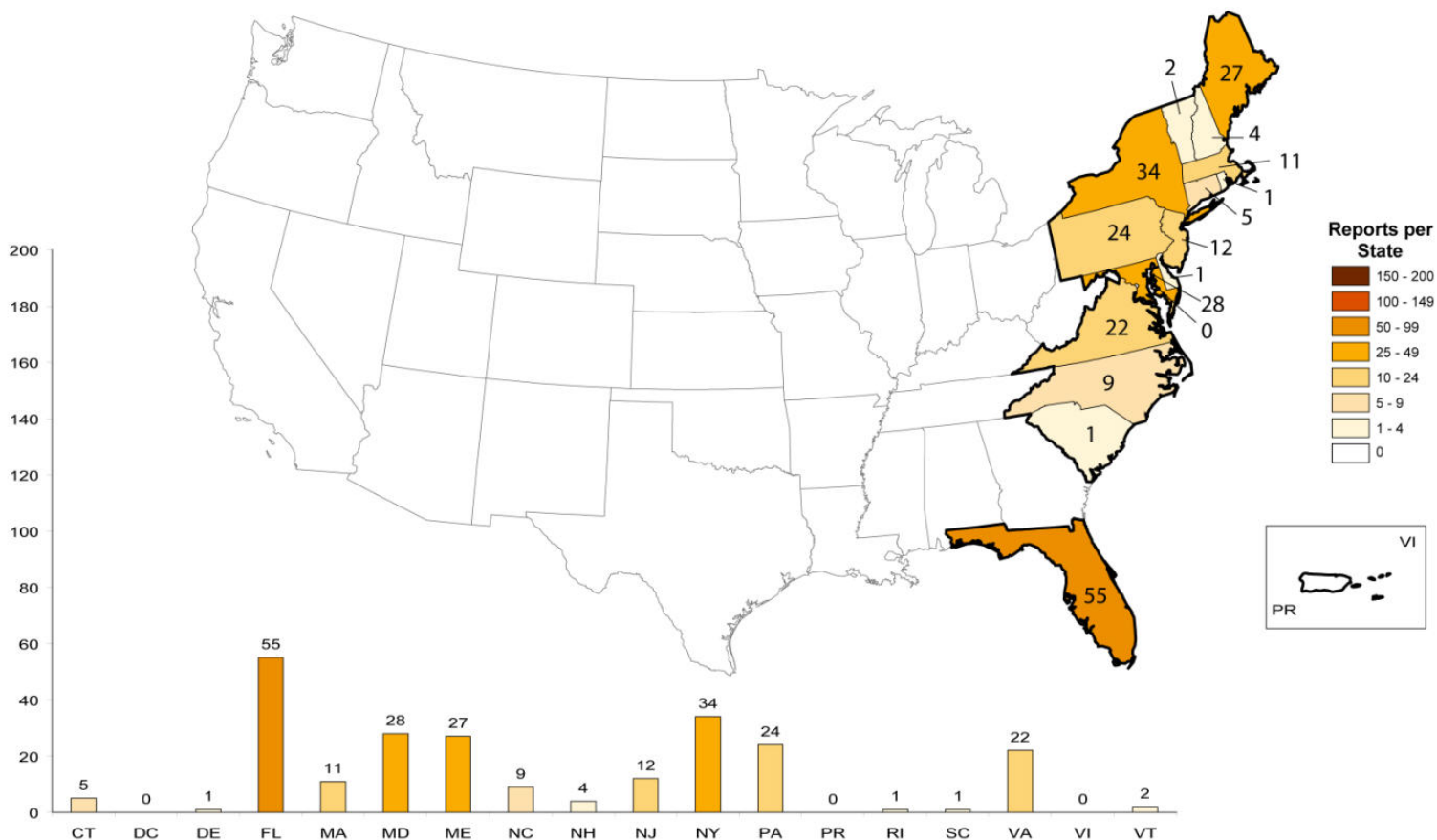
## 2004 Explosives Incidents, ATF Eastern Region

State	Bombings	Attempted Bombings	Incendiary Bombings	Attempted Incendiary Bombings	Total Bombings	Injured	Killed
Connecticut	3	0	1	1	5	4	0
Delaware	0	1	0	0	1	0	0
District of Columbia	0	0	0	0	0	0	0
Florida	39	3	10	3	55	0	0
Maine	17	0	9	1	27	0	0
Maryland	15	1	12	0	28	0	0
Massachusetts	6	1	2	2	11	2	0
New Hampshire	1	0	3	0	4	0	0
New Jersey	6	1	4	1	12	1	0
New York	17	7	5	5	34	6	0
North Carolina	6	2	0	1	9	0	0
Pennsylvania	13	7	2	2	24	3	0
Puerto Rico	0	0	0	0	0	0	0
Rhode Island	1	0	0	0	1	0	0
South Carolina	1	0	0	0	1	1	0
Vermont	1	0	0	1	2	1	0
Virgin Islands	0	0	0	0	0	0	0
Virginia	13	0	5	4	22	0	0



# United States Bomb Data Center

## Reports of Bombing Incidents ATF Eastern Region 2004





# United States Bomb Data Center

## 2005 Explosives Incidents, ATF Eastern Region

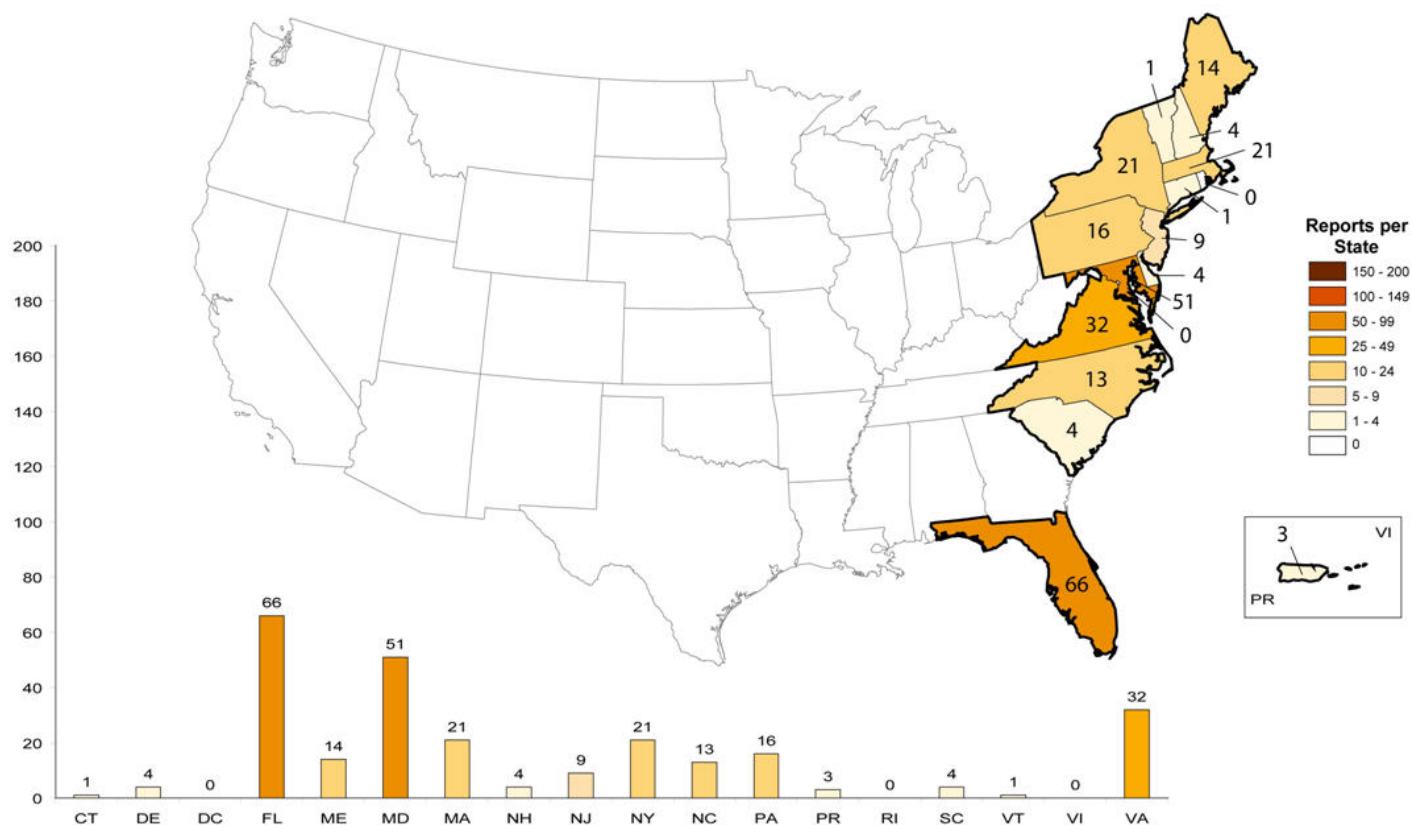
State	Bombings	Attempted Bombings	Incendiary Bombings	Attempted Incendiary Bombings	Total Bombings	Injured	Killed
Connecticut	1	0	0	0	1	0	0
Delaware	4	0	0	0	4	0	0
District of Columbia	0	0	0	0	0	0	0
Florida	53	4	5	4	66	5	0
Maine	14	0	0	0	14	1	0
Maryland	50	0	1	0	51	0	0
Massachusetts	16	1	3	1	21	3	0
New Hampshire	4	0	0	0	4	0	0
New Jersey	6	0	3	0	9	0	0
New York	19	0	1	1	21	2	0
North Carolina	9	3	1	0	13	0	0
Pennsylvania	15	1	0	0	16	0	0
Puerto Rico	3	0	0	0	3	0	0
Rhode Island	0	0	0	0	0	0	0
South Carolina	1	3	0	0	4	0	0
Vermont	1	0	0	0	1	0	
Virgin Islands	0	0	0	0	0	0	
Virginia	29	1	1	1	32	2	0





# United States Bomb Data Center

## Reports of Bombing Incidents ATF Eastern Region 2005





# United States Bomb Data Center

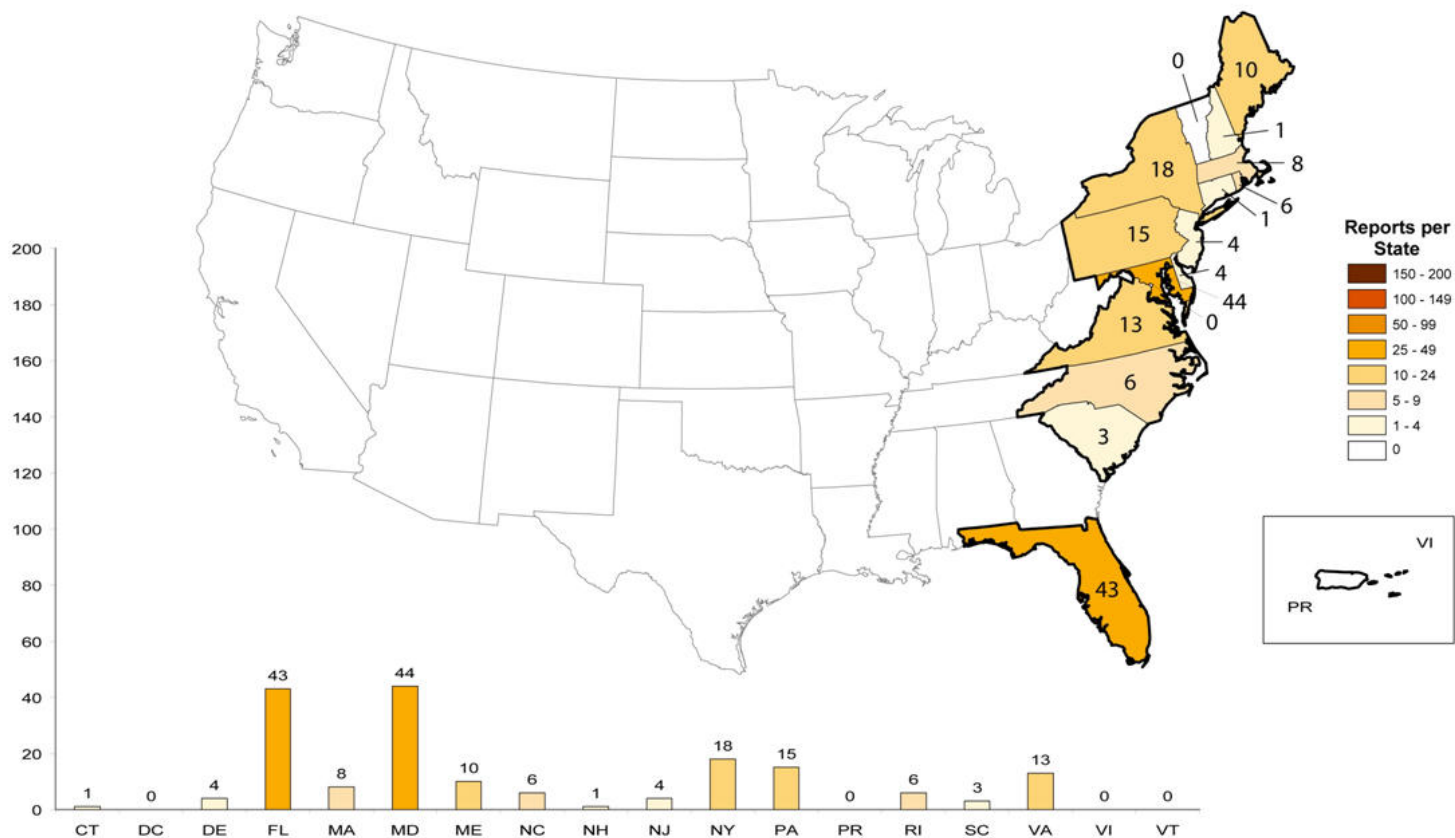
## 2006 Explosives Incidents, ATF Eastern Region

State	Bombings	Attempted Bombings	Incendiary Bombings	Attempted Incendiary Bombings	Total Bombings	Injured	Killed
Connecticut	1	0	0	0	1	0	0
Delaware	2	1	1	0	4	0	0
District of Columbia	0	0	0	0	0	0	0
Florida	31	6	5	1	43	2	0
Maine	9	0	1	0	10	10	0
Maryland	22	4	15	3	44	6	0
Massachusetts	7	1	0	0	8	0	0
New Hampshire	0	0	0	1	1	0	0
New Jersey	4	0	0	0	4	0	0
New York	12	3	3	0	18	1	0
North Carolina	5	1	0	0	6	1	0
Pennsylvania	9	4	2	0	15	0	0
Puerto Rico	0	0	0	0	0	0	0
Rhode Island	5	0	1	0	6	1	0
South Carolina	1	2	0	0	3	0	0
Vermont	0	0	0	0	0	0	0
Virgin Islands	0	0	0	0	0	0	0
Virginia	11	1	1	0	13	2	0



# United States Bomb Data Center

## Reports of Bombing Incidents ATF Eastern Region 2006





# United States Bomb Data Center

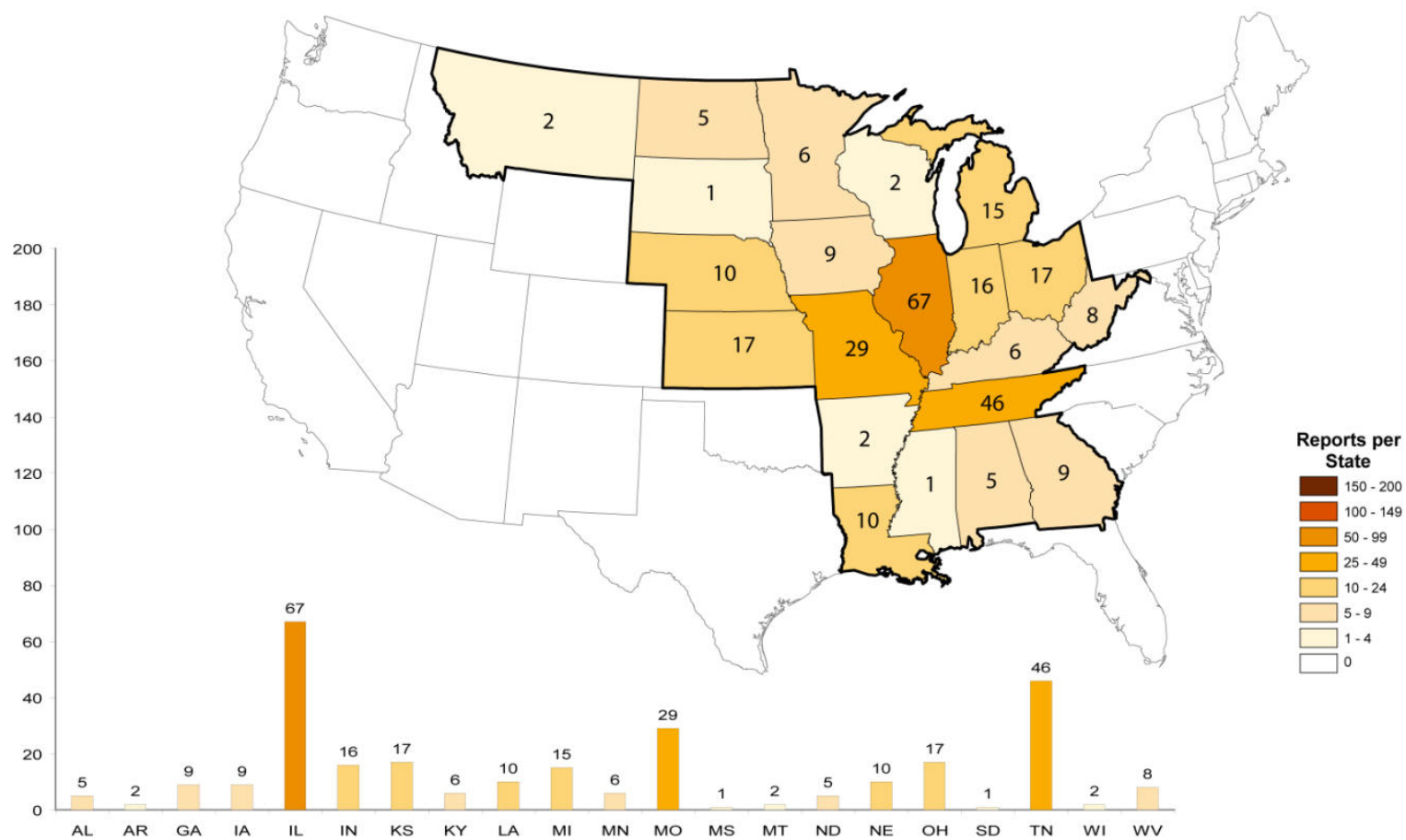
## 2004 Explosives Incidents, ATF Central Region

State	Bombings	Attempted Bombings	Incendiary Bombings	Attempted Incendiary Bombings	Total Bombings	Injured	Killed
Alabama	4	0	1	0	5	0	0
Arkansas	2	0	0	0	2	1	0
Georgia	4	1	4	0	9	1	0
Illinois	21	10	26	10	67	7	2
Indiana	9	5	2	0	16	0	0
Iowa	5	4	0	0	9	1	0
Kansas	12	2	3	0	17	2	0
Kentucky	1	4	0	1	6	0	0
Louisiana	3	0	7	0	10	0	0
Michigan	8	5	2	0	15	0	0
Minnesota	4	0	2	0	6	0	0
Mississippi	0	0	1	0	1	0	0
Missouri	20	6	3	0	29	1	2
Montana	1	0	1	0	2	0	0
Nebraska	5	4	1	0	10	0	0
North Dakota	5	0	0	0	5	0	0
Ohio	10	3	4	0	17	1	1
South Dakota	0	0	1	0	1	0	0
Tennessee	17	8	14	7	46	1	2
West Virginia	4	2	1	1	8	0	0
Wisconsin	0	2	0	0	2	0	0



# United States Bomb Data Center

Reports of Bombing Incidents  
ATF Central Region  
2004





# United States Bomb Data Center

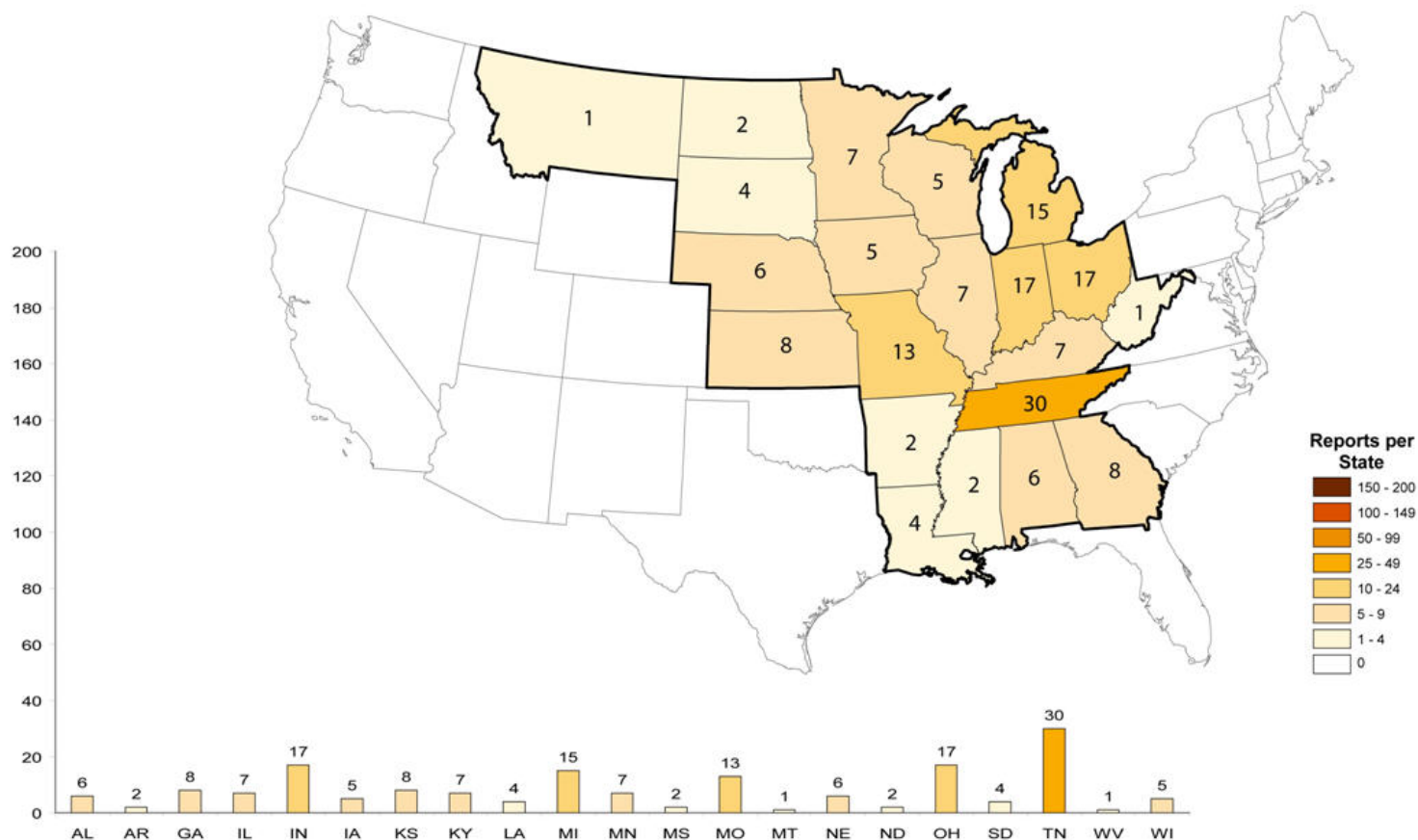
## 2005 Explosives Incidents, ATF Central Region

State	Bombings	Attempted Bombings	Incendiary Bombings	Attempted Incendiary Bombings	Total Bombings	Injured	Killed
Alabama	5	1	0	1	6	0	0
Arkansas	1	0	1	0	2	2	0
Georgia	7	0	1	0	8	0	0
Illinois	4	0	2	1	7	2	0
Indiana	16	1	0	0	17	1	0
Iowa	5	0	0	0	5	0	0
Kansas	7	0	1	0	8	3	1
Kentucky	6	1	0	0	7	3	0
Louisiana	3	0	0	1	4	0	0
Michigan	14	0	1	0	15	1	0
Minnesota	7	0	0	0	7	0	0
Mississippi	1	0	1	0	2	1	1
Missouri	11	0	2	0	13	0	0
Nebraska	6	0	0	0	6	2	0
North Dakota	2	0	0	0	2	0	0
Ohio	11	4	1	1	17	1	0
South Dakota	3	0	1	0	4	2	0
Tennessee	28	1	1	0	30	1	0
West Virginia	1	0	0	0	1	1	0
Wisconsin	5	0	0	0	5	0	0



# United States Bomb Data Center

Reports of Bombing Incidents  
ATF Central Region  
2005





# United States Bomb Data Center

## 2006 Explosives Incidents, ATF Central Region

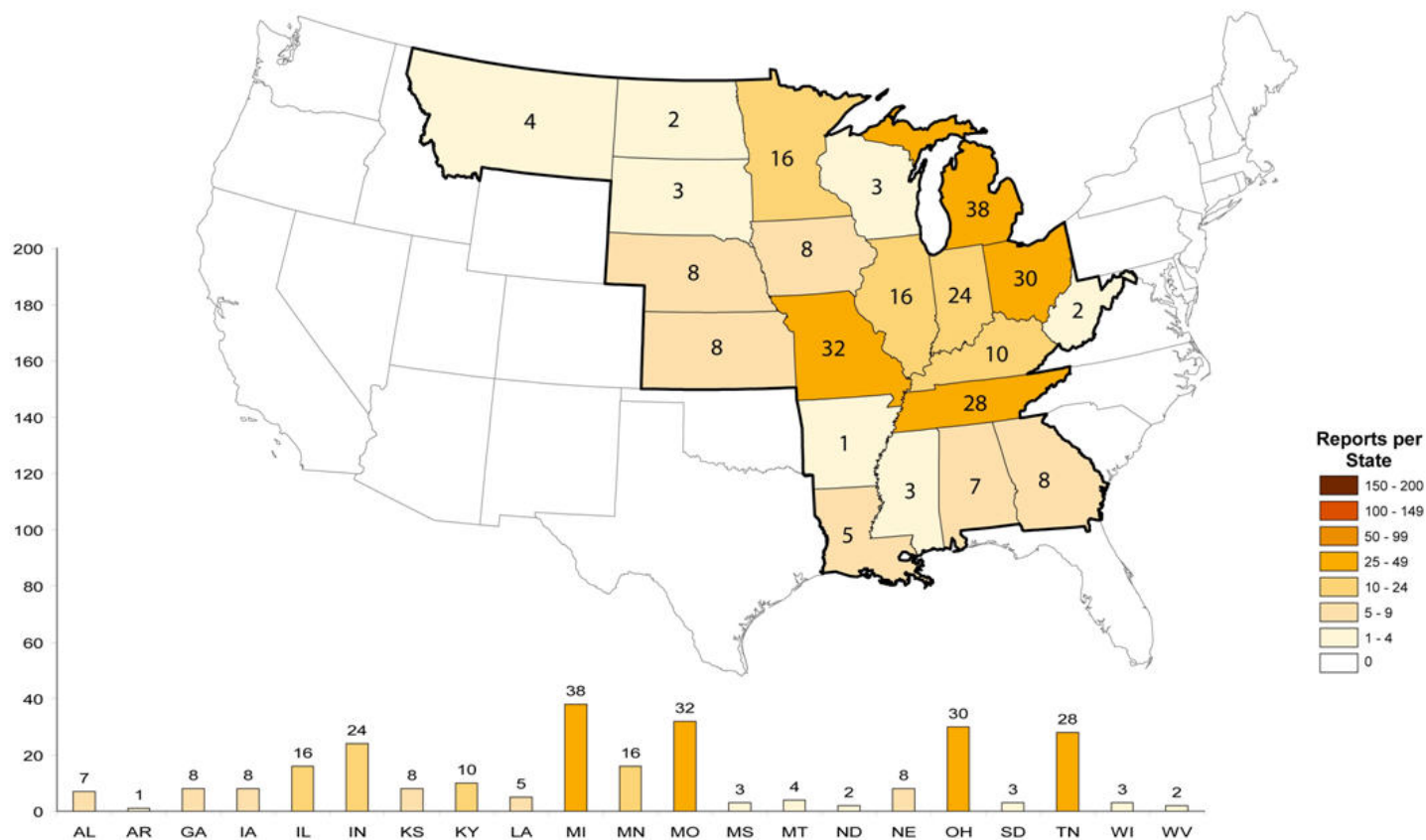
State	Bombings	Attempted Bombings	Incendiary Bombings	Attempted Incendiary Bombings	Total Bombings	Injured	Killed
Alabama	5	0	2	0	7	0	0
Arkansas	1	0	0	0	1	0	0
Georgia	3	2	3	0	8	0	0
Illinois	13	0	2	1	16	0	0
Indiana	19	1	3	1	24	0	1
Iowa	5	0	1	2	8	0	1
Kansas	5	2	1	0	8	0	0
Kentucky	9	1	0	0	10	0	0
Louisiana	0	2	2	1	5	0	0
Michigan	23	13	2	0	38	0	1
Minnesota	10	1	5	0	16	1	0
Mississippi	2	0	1	0	3	1	0
Missouri	28	0	4	0	32	3	0
Nebraska	4	0	4	0	8	0	0
North Dakota	2	0	0	0	2	0	0
Ohio	22	5	3	0	30	8	0
South Dakota	1	1	1	0	3	0	0
Tennessee	20	2	5	1	28	3	0
West Virginia	1	0	1	0	2	0	0
Wisconsin	1	0	1	1	3	0	0





# United States Bomb Data Center

Reports of Bombing Incidents  
ATF Central Region  
2006





# United States Bomb Data Center

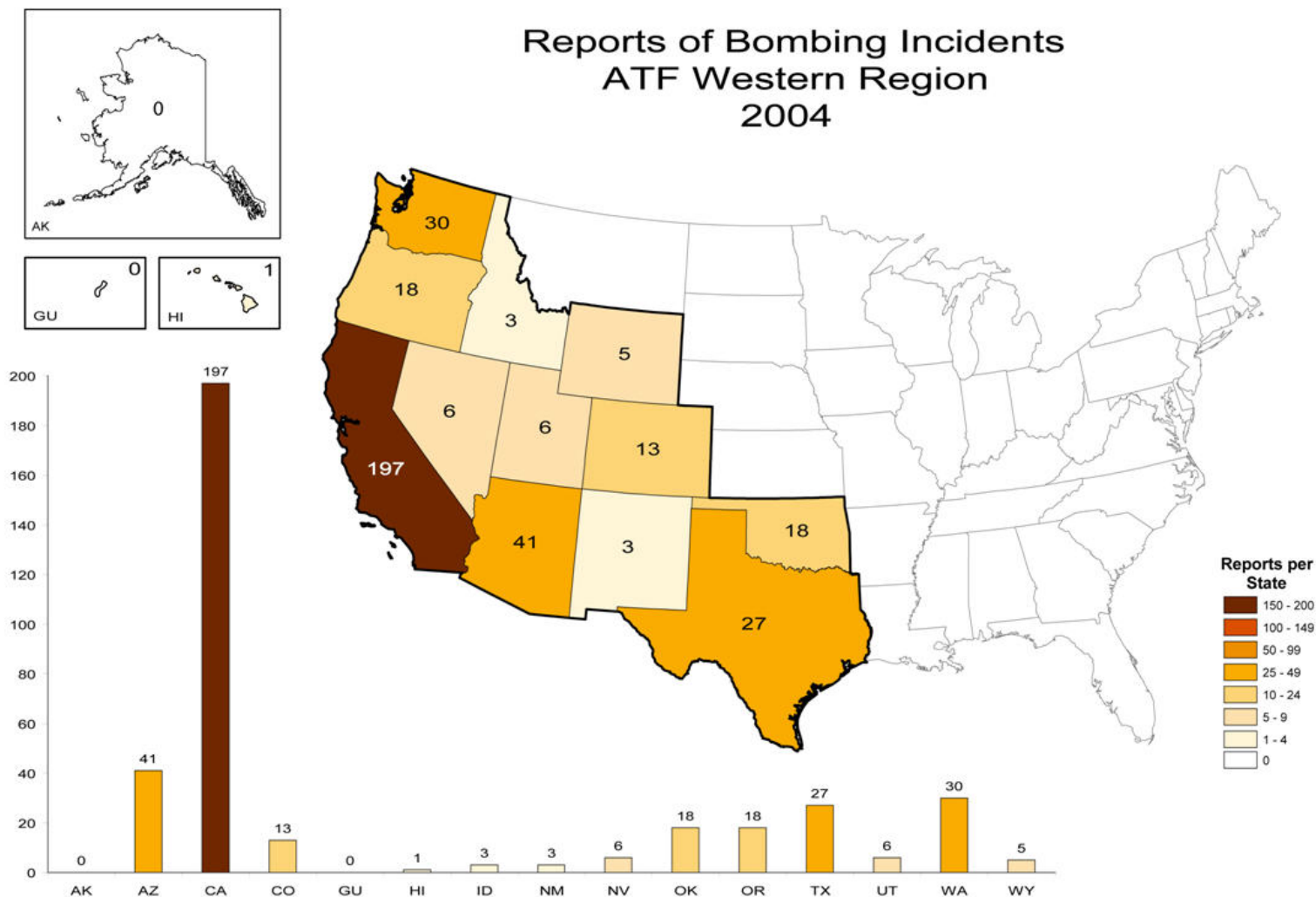
## 2004 Explosives Incidents, ATF Western Region

State	Bombings	Attempted Bombings	Incendiary Bombings	Attempted Incendiary Bombings	Total Bombings	Injured	Killed
Alaska	0	0	0	0	0	0	0
Arizona	34	1	3	3	41	7	0
California	137	22	24	14	197	9	1
Colorado	6	3	2	2	13	0	0
Guam	0	0	0	0	0	0	0
Hawaii	0	0	1	0	1	3	0
Idaho	1	1	0	1	3	0	0
Nevada	3	0	3	0	6	0	0
New Mexico	2	0	1	0	3	1	0
Oklahoma	8	3	3	4	18	0	0
Oregon	10	7	1	0	18	0	0
Texas	16	4	5	2	27	4	0
Utah	3	1	1	1	6	0	0
Washington	16	8	5	1	30	0	0
Wyoming	3	0	0	2	5	0	0



# United States Bomb Data Center

Reports of Bombing Incidents  
ATF Western Region  
2004





# United States Bomb Data Center

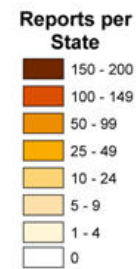
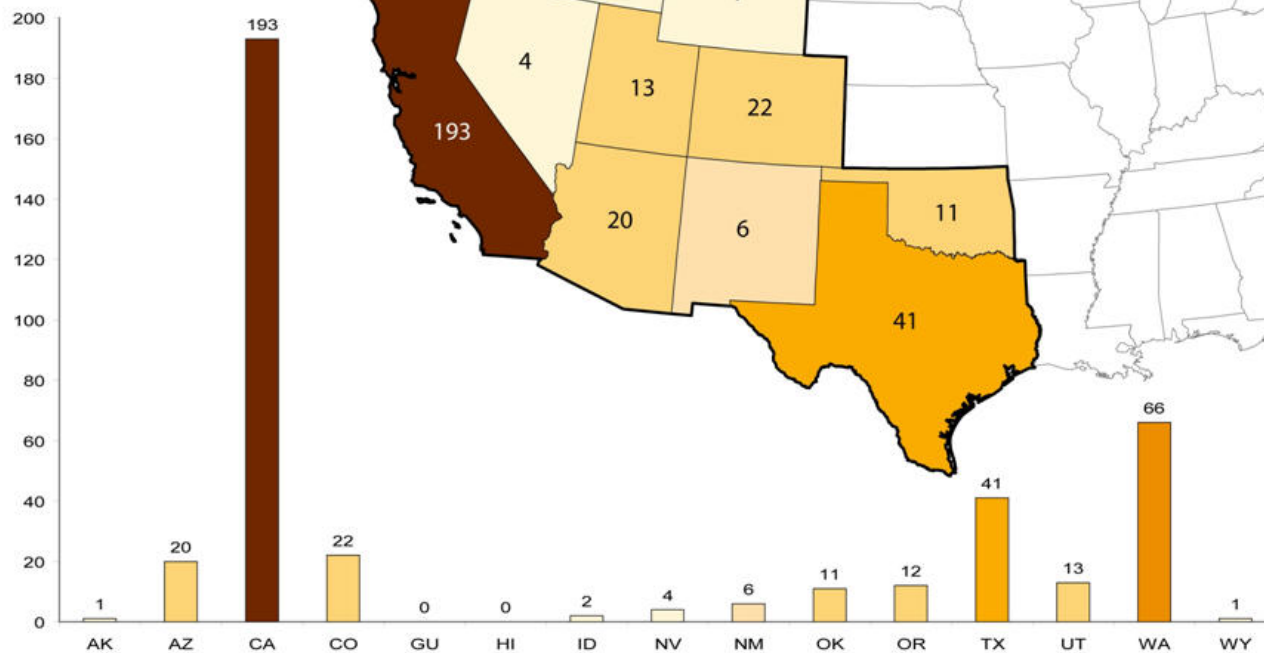


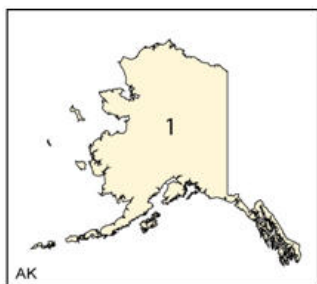
## 2005 Explosives Incidents, ATF Western Region

State	Bombings	Attempted Bombings	Incendiary Bombings	Attempted Incendiary Bombings	Total Bombings	Injured	Killed
Alaska	1	0	0	0	1	0	0
Arizona	17	1	2	0	20	1	0
California	183	4	3	3	193	20	0
Colorado	22	0	0	0	22	6	0
Guam	0	0	0	0	0	0	0
Hawaii	0	0	0	0	0	0	0
Idaho	1	0	1	0	2	0	0
Montana	1	0	0	0	1	0	0
Nevada	3	0	0	1	4	0	0
New Mexico	10	0	1	0	6	1	0
Oklahoma	8	0	3	0	11	0	0
Oregon	7	1	3	1	12	0	0
Texas	28	1	11	1	41	1	0
Utah	11	0	2	0	13	0	0
Washington	55	5	3	3	66	3	1
Wyoming	1	0	0	0	1	1	0



# United States Bomb Data Center

## Reports of Bombing Incidents ATF Western Region 2005





# United States Bomb Data Center

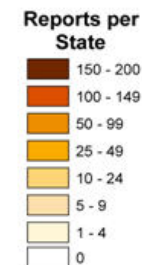
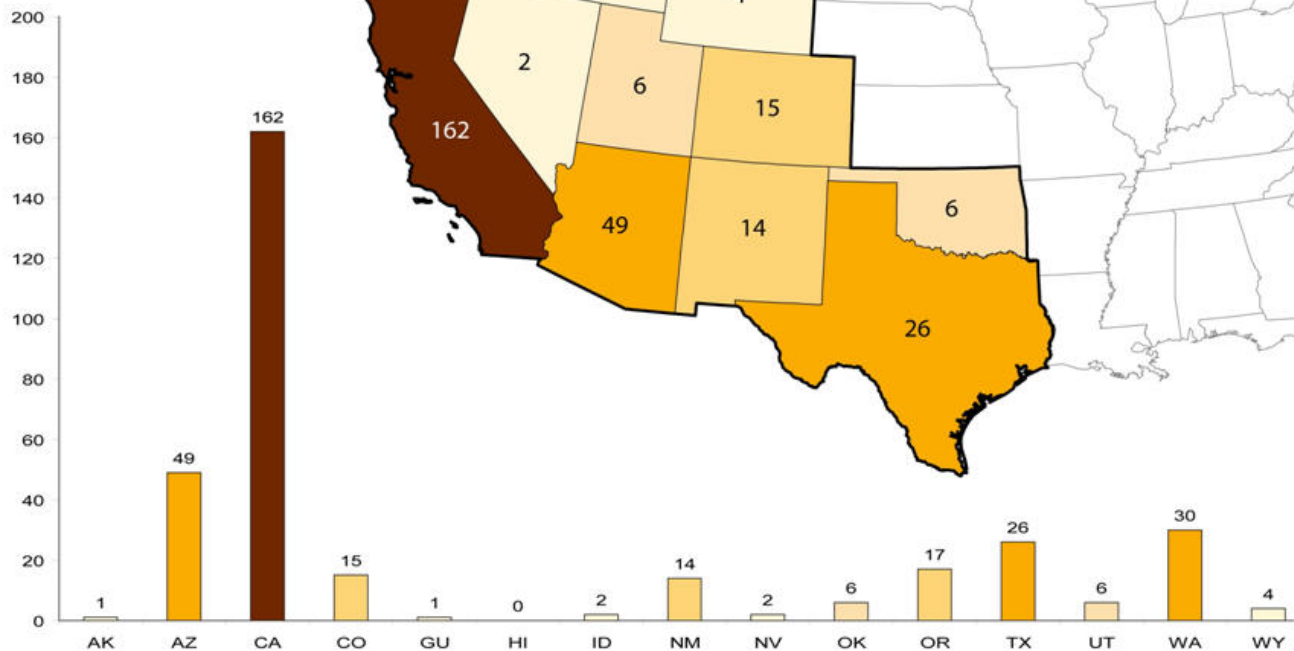
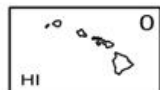

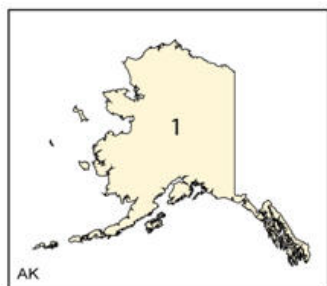
## 2006 Explosives Incidents, ATF Western Region

State	Bombings	Attempted Bombings	Incendiary Bombings	Attempted Incendiary Bombings	Total Bombings	Injured	Killed
Alaska	0	0	1	0	1	0	0
Arizona	42	0	6	1	49	18	1
California	113	13	26	10	162	5	0
Colorado	9	2	2	2	15	0	0
Guam	1	0	0	0	1	3	0
Hawaii	0	0	0	0	0	0	0
Idaho	2	0	0	0	2	0	0
Montana	1	2	1	0	4	0	0
Nevada	1	0	1	0	2	0	0
New Mexico	7	0	5	2	14	0	0
Oklahoma	4	1	1	0	6	2	0
Oregon	10	2	3	2	17	4	0
Texas	22	2	2	0	26	4	1
Utah	6	0	0	0	6	0	0
Washington	22	4	3	1	30	6	0
Wyoming	4	0	0	0	4	1	0



# United States Bomb Data Center

## Reports of Bombing Incidents ATF Western Region 2006





# United States Bomb Data Center

2004 Theft of Explosives Report	
<b>BLASTING AGENTS</b>	<b>Pounds</b>
Ammonium Nitrate	2000
ANFO	465
Other Blasting Agents	1680
<b>TOTAL</b>	<b>4145</b>
<b>HIGH EXPLOSIVES</b>	<b>Pounds</b>
Booster	54
C4	21
Deta Sheet	25
Dynamite	410
RDX	10
TNT	50
<b>TOTAL</b>	<b>570</b>
<b>LOW EXPLOSIVES</b>	<b>Pounds</b>
Black Powder (and Pyrodex)	33
Smokeless Powder	1
<b>TOTAL</b>	<b>34</b>
<b>OTHER EXPLOSIVES</b>	<b>Each</b>
Electric Detonators	1765
Non Electric Detonators	1592
<b>TOTAL</b>	<b>3357</b>
	<b>Feet</b>
Detonating Cord	2039
Safety Fuse	1705
<b>TOTAL</b>	<b>3744</b>
	<b>Each</b>
Shaped charges	7
Simulators	5
<b>TOTAL</b>	<b>12</b>


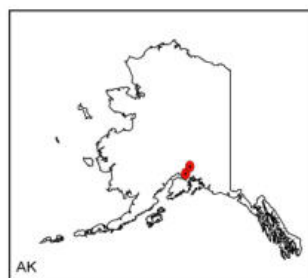
2005 Theft of Explosives Report	
<b>BLASTING AGENTS</b>	<b>Pounds</b>
ANFO	50
Other Blasting Agents	921
<b>TOTAL</b>	<b>971</b>
<b>HIGH EXPLOSIVES</b>	<b>Pounds</b>
Booster	254
C4	85
Deta Sheet	77
Dynamite	1,120
TNT	1
<b>TOTAL</b>	<b>1537</b>
<b>LOW EXPLOSIVES</b>	<b>Pounds</b>
Black Powder (and Pyrodex)	50
<b>TOTAL</b>	<b>50</b>
<b>OTHER EXPLOSIVES</b>	<b>Each</b>
Electric Detonators	2248
Non-Electric Detonators	2534
Shaped charges	78
<b>TOTAL</b>	<b>4860</b>
	<b>Feet</b>
Detonating Cord	29547
Safety Fuse	2420
<b>TOTAL</b>	<b>31967</b>

2006 Theft of Explosives Report	
<b>BLASTING AGENTS</b>	<b>Pounds</b>
Other Blasting Agents	2,807
<b>TOTAL</b>	<b>2807</b>
<b>HIGH EXPLOSIVES</b>	<b>Pounds</b>
Booster	535
C4	1
Dynamite	728
Primer	500
<b>TOTAL</b>	<b>1764</b>
<b>LOW EXPLOSIVES</b>	<b>Pounds</b>
Black Powder (and Pyrodex)	4
Smokeless Powder	7
<b>TOTAL</b>	<b>11</b>
<b>OTHER EXPLOSIVES</b>	<b>Each</b>
Electric Detonators	1,226
Non-Electric Detonators	428
Squibs/Electric Matches	4
<b>TOTAL</b>	<b>1,658</b>
	<b>Feet</b>
Detonating Cord	1,067
Ignitor Cord	3,281
Safety Fuse	538
<b>TOTAL</b>	<b>4886</b>



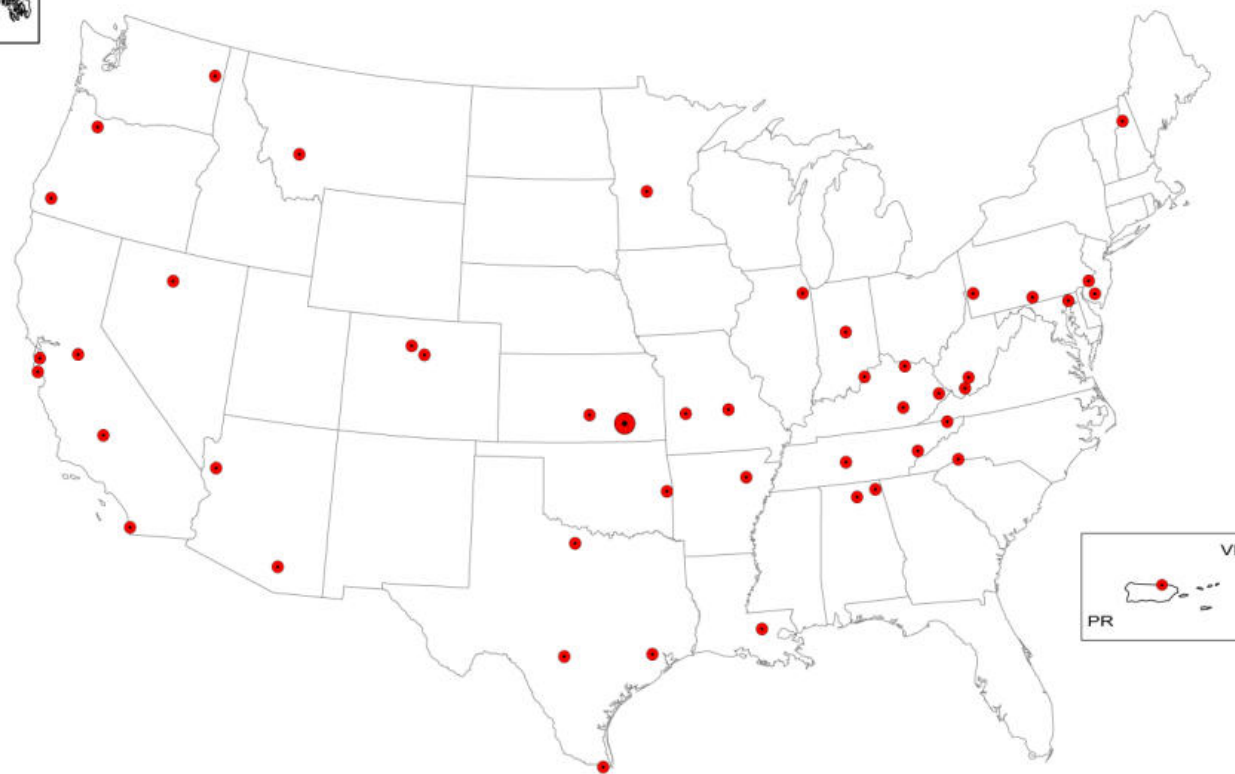


# United States Bomb Data Center



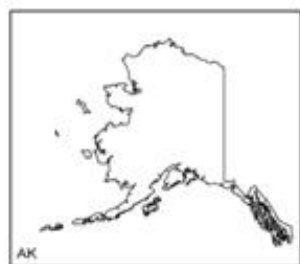
## Reports of Thefts of Explosives 2004

Reports per  
Zipcode





# United States Bomb Data Center



Reports of Thefts of Explosives  
2005

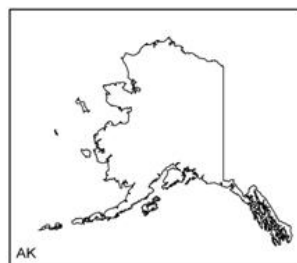
Reports per  
Zipcode

- 2
- 1






# United States Bomb Data Center



AK



HI



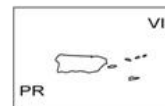
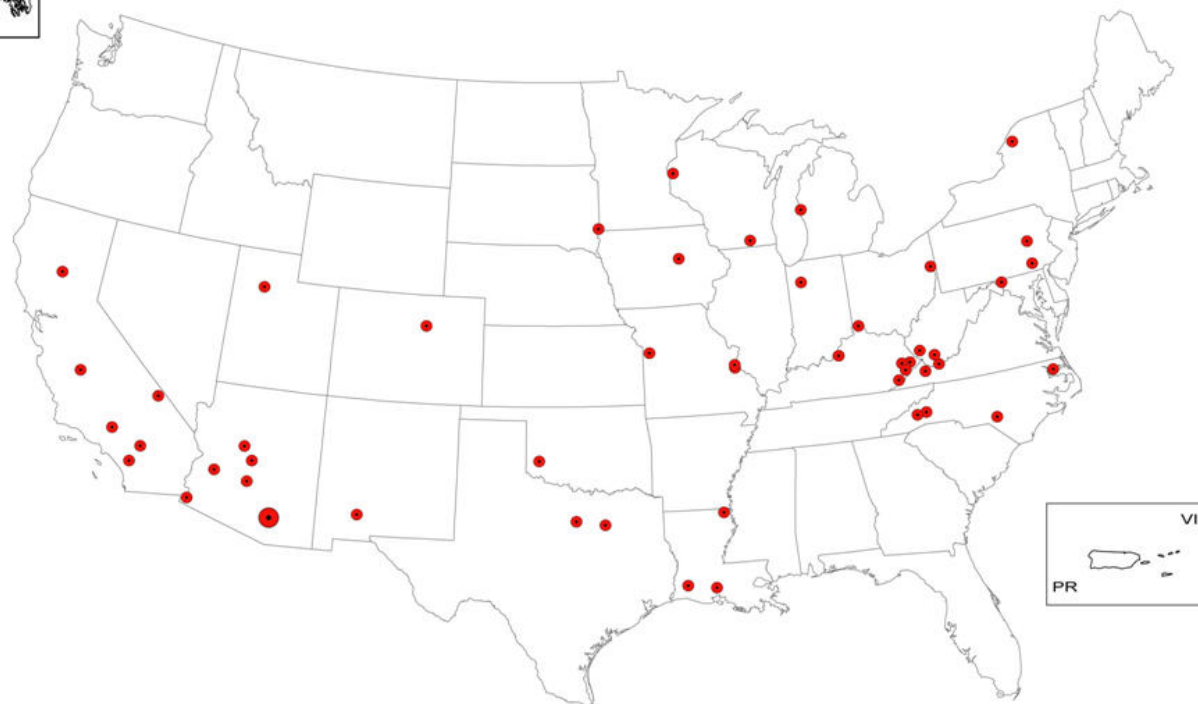
GU

## Reports of Thefts of Explosives 2006

Reports per  
Zipcode

● 2

● 1



PR

VI



# United States Bomb Data Center

## Classifications

**Bombing (Explosive or Incendiary)** – An incident in which an explosive or incendiary device has actually functioned.

**Attempted Bombing (Explosive or Incendiary)** – An incident in which an explosive or incendiary device was placed against a target and failed to function or was rendered safe prior to functioning.

**Accidental Explosion** – An explosion that is not the result of criminal intent; commonly associated with commercial manufacturing or mining.

**Premature Explosion** – The functioning of an improvised explosive device prior to its placement on a target.

**Hoax Device** – A facsimile of a device placed with the intent to replicate an actual explosive device.

**Explosives Recovery** – An event where commercial, military, or improvised explosives have been recovered, which may or may not necessarily be associated with a theft of explosives.