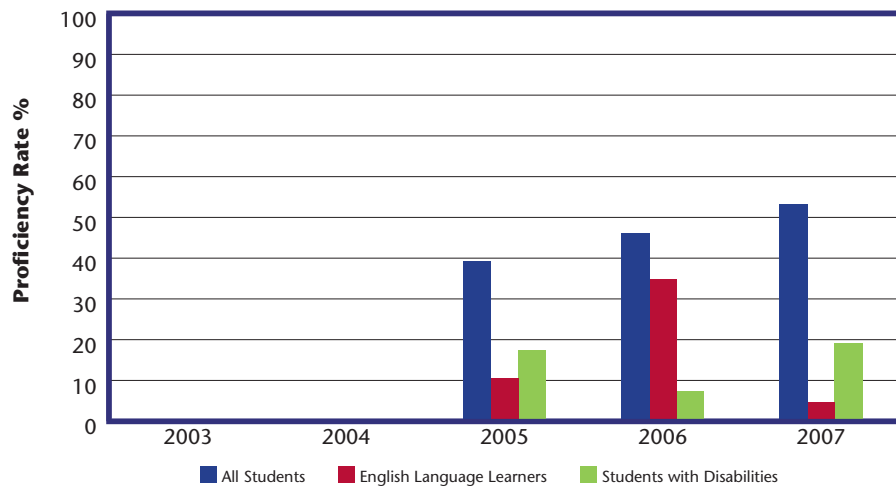


Reading First State Profile: **NEW HAMPSHIRE**



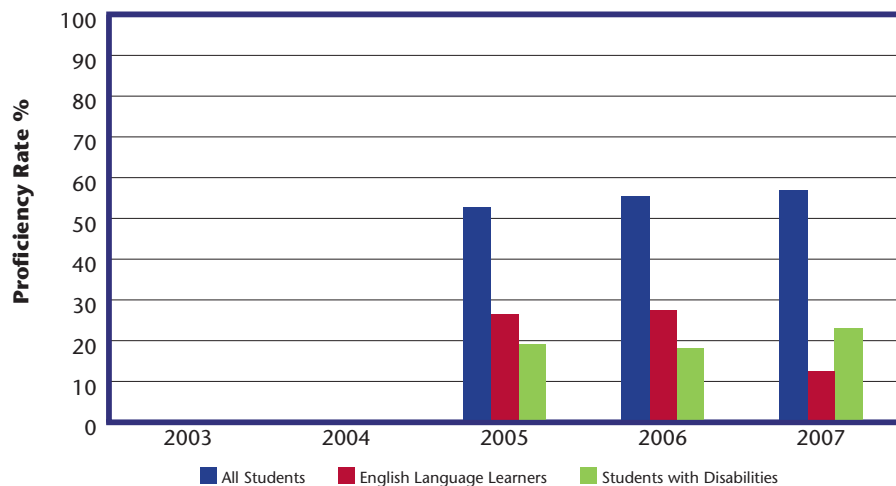
Reading First: Grade 3 Fluency Data (Cohort 1)



Fluency Assessments

Grade	Assessment	Subtest	Benchmark	LEA Gains*
Grade 1	DIBELS	Oral Reading Fluency	40 WPM	66.7%
Grade 2	DIBELS	Oral Reading Fluency	90 WPM	50.0%
Grade 3	DIBELS	Oral Reading Fluency	110 WPM	100.0%

Reading First: Grade 3 Comprehension Data (Cohort 1)



Comprehension Assessments

Grade	Assessment	Subtest	Benchmark	LEA Gains*
Grade 1	Stanford Reading First	Comprehension	40th %ile	50.0%
Grade 2	Stanford Reading First	Comprehension	40th %ile	33.3%
Grade 3	Stanford Reading First	Comprehension	40th %ile	66.7%

Source: Annual Performance Report. These graphs represent the data that the state provided. Proficiency rates where the number of students tested is 10 or fewer or where the proficiency rate is 0% or 100% are not shown. In some instances, data were not provided by the state.

* LEA Gains indicates the percentage of LEAs that showed a gain of at least 5 percentage points from the state's first year of implementation to 2007.

Reading First State Profile: **NEW HAMPSHIRE**

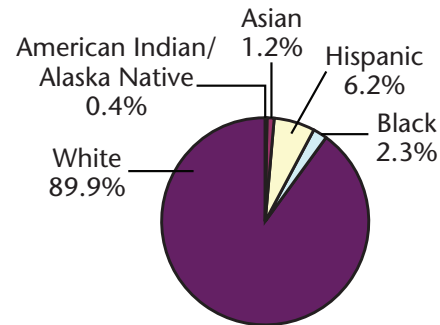


Reading First Participation

2006–2007: 2,920 students

Funded Districts and Schools		
Year	Districts	Schools
2003	N/A	N/A
2004	N/A	N/A
2005	7	12
2006	7	12
2007	8	14

Reading First Students by Race/Ethnicity



Sources: Annual Performance Report and Common Core of Data. Actual 2006–2007 participation data are not available. Enrollment figures are estimated based on 2005–2006 CCD data for students enrolled in grades K–3 in Reading First Schools for 2006–2007.

Online Resources

State Reading First Website
<http://www.ed.state.nh.us/education/doe/organization/instruction/boip/Title1.htm>

Annual Performance Report Data
<http://www.ed.gov/programs/readingfirst/data.html>

Reading First Awards Database
<http://readingfirstdataonline.org>

2007 State Evaluation Report
<http://www.ed.gov/programs/readingfirst/evaluationreports/index.html>

Selected State Evaluation Findings

- ❑ During Year 3 (2006–2007), aggregate data continued to show a general positive trend in gains in student proficiency for students in NH Reading First Cohort 1 schools.
- ❑ During Year 3 (2006–2007), aggregate data continue to show a modest positive trend in student proficiency for students with disabilities in NH Reading First Cohort 1 schools.

Source: Hezel Associates

Total Reading First Allocation

- ❑ Total state funding to date: **\$15,353,723**
- ❑ Amount of Yearly Funding

2008	■	\$935,641
2007	■	\$2,463,421
2006	■	\$2,469,053
2005	■	\$2,490,935
2004	■	\$2,451,604
2003	■	\$2,384,319
2002	■	\$2,158,750

Source: U.S. Department of Education Budget Service