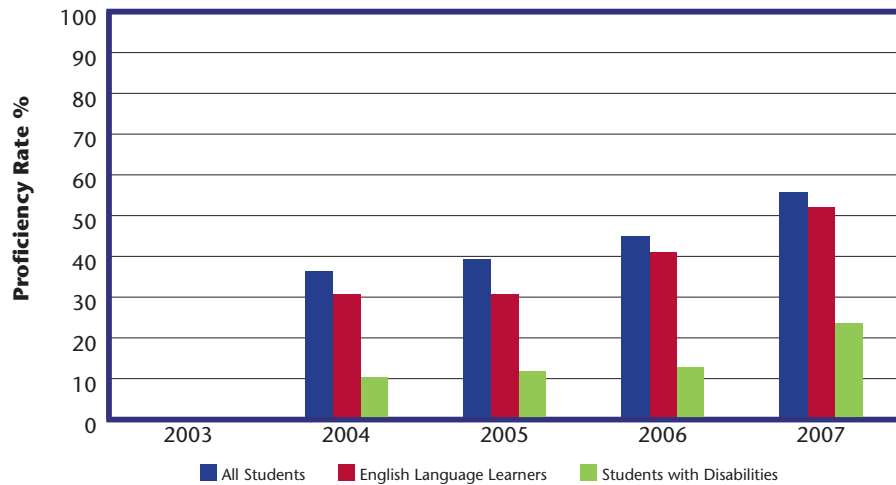


# Reading First State Profile: IOWA



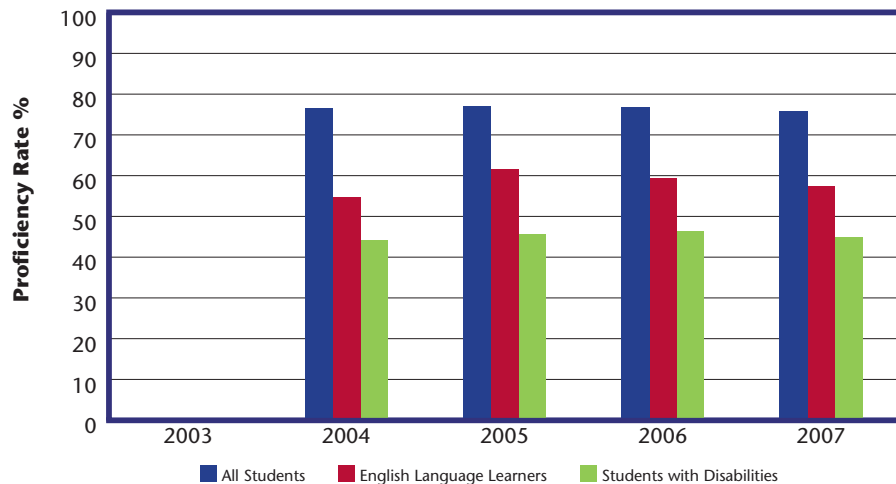
**Reading First: Grade 3 Fluency Data (Cohort 1)**



**Fluency Assessments**

Grade	Assessment	Subtest	Benchmark	LEA Gains*
Grade 1	Basic Reading Inventory	Fluency	50th %ile	84.2%
Grade 2	Basic Reading Inventory	Fluency	50th %ile	77.8%
Grade 3	Basic Reading Inventory	Fluency	50th %ile	83.3%

**Reading First: Grade 3 Comprehension Data (Cohort 1)**



**Comprehension Assessments**

Grade	Assessment	Subtest	Benchmark	LEA Gains*
Grade 1	Basic Reading Inventory	Comprehension	≥ 85 percent (Proficient)	78.9%
Grade 2	Basic Reading Inventory	Comprehension	≥ 85 percent (Proficient)	50.0%
Grade 3	Basic Reading Inventory	Comprehension	≥ 85 percent (Proficient)	27.8%

Source: Annual Performance Report. These graphs represent the data that the state provided. Proficiency rates where the number of students tested is 10 or fewer or where the proficiency rate is 0% or 100% are not shown. In some instances, data were not provided by the state.

\* LEA Gains indicates the percentage of LEAs that showed a gain of at least 5 percentage points from the state's first year of implementation to 2007.

# Reading First State Profile: IOWA

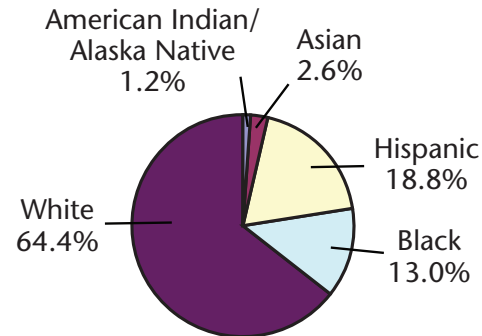


## Reading First Participation

2006–2007: 17,313 students

Funded Districts and Schools		
Year	Districts	Schools
2003	N/A	N/A
2004	28	55
2005	28	55
2006	28	55
2007	44	100

## Reading First Students by Race/Ethnicity



Sources: Annual Performance Report and Common Core of Data. Actual 2006–2007 participation data are not available. Enrollment figures are estimated based on 2005–2006 CCD data for students enrolled in grades K–3 in Reading First Schools for 2006–2007.

## Online Resources

State Reading First Website  
<http://www.iowa.gov/educate/content/view/731/1239/>

Annual Performance Report Data  
<http://www.ed.gov/programs/readingfirst/data.html>

Reading First Awards Database  
<http://readingfirstdataonline.org>

2007 State Evaluation Report  
<http://www.ed.gov/programs/readingfirst/evaluationreports/index.html>

## Selected State Evaluation Findings

- ❑ According to 2007 data, for the 2006 start-year schools, student reading proficiency increased by an average of 25 percentage points across 14 different skill areas. Student proficiency in the 2003 start-year schools increased on average by 17 percentage points across 12 measured skill areas.
- ❑ According to 2007 data, achievement gaps for students with limited English proficiency from 2006 start-year schools narrowed on 11 of 12 measures, and widened by 4 percentage points for second grade BRI comprehension.
- ❑ According to 2007 data, achievement gaps for students with disabilities in both 2005 and 2006 start-year schools narrowed for 5 out of 12 measures and widened on 7 of 12 measures.

Source: Psychology in Education Research Lab at Iowa State University

## Total Reading First Allocation

- ❑ Total state funding to date: **\$37,474,540**
- ❑ Amount of Yearly Funding

2008	■	\$2,438,207
2007	■	\$6,232,557
2006	■	\$5,822,650
2005	■	\$5,890,738
2004	■	\$5,934,866
2003	■	\$5,210,792
2002	■	\$5,944,730

Source: U.S. Department of Education Budget Service