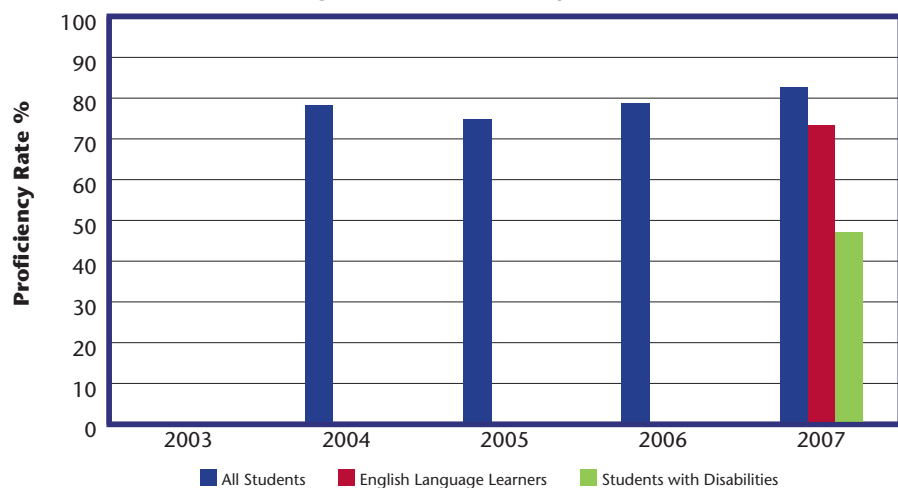


# Reading First State Profile: COLORADO



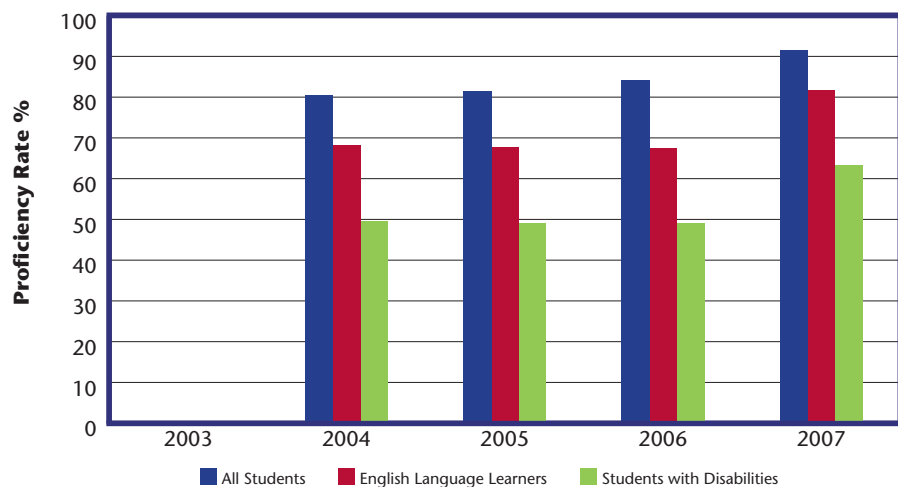
**Reading First: Grade 3 Fluency Data (Cohort 1)**



**Fluency Assessments**

Grade	Assessment	Subtest	Benchmark	LEA Gains*
Grade 1	DIBELS	Oral Reading Fluency	20 WPM	42.9%
Grade 2	DIBELS	Oral Reading Fluency	70 WPM	71.4%
Grade 3	DIBELS	Oral Reading Fluency	80 WPM	0.0%

**Reading First: Grade 3 Comprehension Data (Cohort 1)**



**Comprehension Assessments**

Grade	Assessment	Subtest	Benchmark	LEA Gains*
Grade 1	Basic Early Assessment of Reading	Comprehension	≥ 15	0.0%
Grade 2	Basic Early Assessment of Reading	Comprehension	≥ 15	25.0%
Grade 3	CO Student Assessment Program	Comprehension	≥ 466	25.0%

Source: Annual Performance Report. These graphs represent the data that the state provided. Proficiency rates where the number of students tested is 10 or fewer or where the proficiency rate is 0% or 100% are not shown. In some instances, data were not provided by the state.

\* LEA Gains indicates the percentage of LEAs that showed a gain of at least 5 percentage points from the state's first year of implementation to 2007.

# Reading First State Profile: **COLORADO**

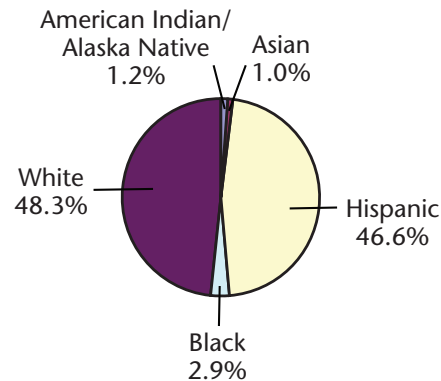


## Reading First Participation

2006–2007: 10,080 students

Funded Districts and Schools		
Year	Districts	Schools
2003	N/A	N/A
2004	19	42
2005	20	43
2006	45	80
2007	31	60

## Reading First Students by Race/Ethnicity



Sources: Annual Performance Report and Common Core of Data. Actual 2006–2007 participation data are not available. Enrollment figures are estimated based on 2005–2006 CCD data for students enrolled in grades K–3 in Reading First Schools for 2006–2007.

## Online Resources

State Reading First Website

[http://www.cde.state.co.us/cdecomp/rf\\_home.htm](http://www.cde.state.co.us/cdecomp/rf_home.htm)

Annual Performance Report Data

<http://www.ed.gov/programs/readingfirst/data.html>

Reading First Awards Database

<http://readingfirstdataonline.org>

2007 State Evaluation Report

<http://www.ed.gov/programs/readingfirst/evaluationreports/index.html>

## Selected State Evaluation Findings


- Among the eight fourth-year funded schools for the five years (2003–2007), six (75%) of the eight schools were at or above the state proficiency level in 2003 and five (63%) of the eight schools were at or above the state proficiency level in 2007. Of the 18 schools with three years funding for the five years, two (11%) of the schools were at or above the state proficiency level in 2003 and four (22%) of the schools were at or above the state proficiency level in 2007.

Source: Rose Shaw, PhD


## Total Reading First Allocation

- Total state funding to date: **\$67,854,531**

- Amount of Yearly Funding

2008  **\$4,320,985**

2007  **\$10,959,306**

2006  **\$11,256,634**

2005  **\$11,315,391**

2004  **\$11,051,022**

2003  **\$9,650,058**

2002  **\$9,301,135**

Source: U.S. Department of Education Budget Service