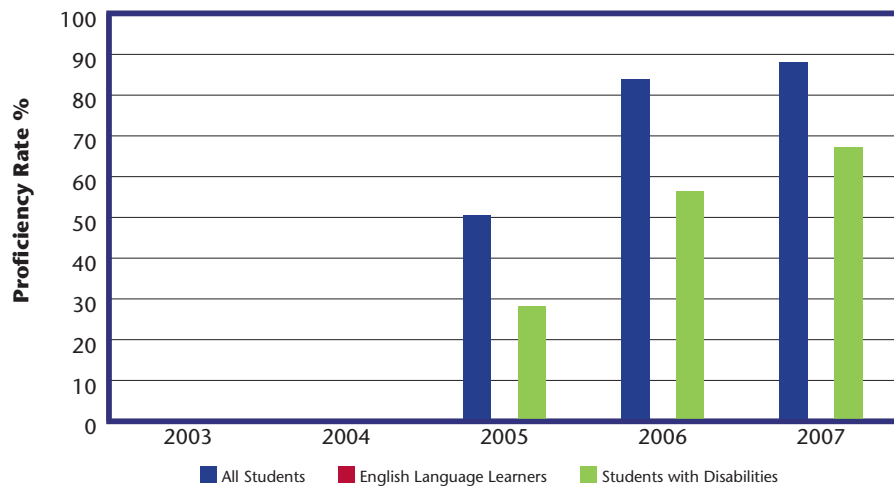


Reading First State Profile: WEST VIRGINIA



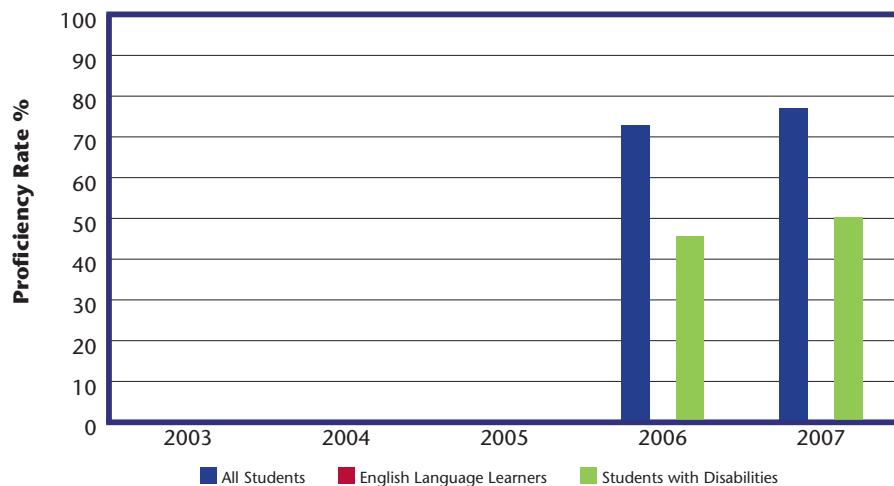
Reading First: Grade 3 Fluency Data (Cohort 1)



Fluency Assessments

Grade	Assessment	Subtest	Benchmark	LEA Gains*
Grade 1	DIBELS	Oral Reading Fluency	40 WPM	100.0%
Grade 2	DIBELS	Oral Reading Fluency	90 WPM	100.0%
Grade 3	DIBELS	Oral Reading Fluency	110 WPM	100.0%

Reading First: Grade 3 Comprehension Data (Cohort 1)



Comprehension Assessments

Grade	Assessment	Subtest	Benchmark	LEA Gains*
Grade 1	DIBELS	Retell Fluency	10 (25% of Oral Reading Fluency)	N/A
Grade 2	DIBELS	Retell Fluency	23 (25% of Oral Reading Fluency)	47.6%
Grade 3	WV Educational Standards Test	N/A	28 (25% of Oral Reading Fluency)	N/A

Source: Annual Performance Report. These graphs represent the data that the state provided. Proficiency rates where the number of students tested is 10 or fewer or where the proficiency rate is 0% or 100% are not shown. In some instances, data were not provided by the state.

* LEA Gains indicates the percentage of LEAs that showed a gain of at least 5 percentage points from the state's first year of implementation to 2007.

Reading First State Profile: WEST VIRGINIA

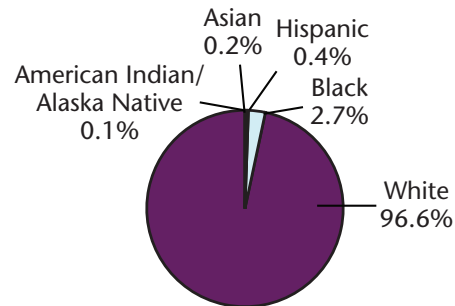


Reading First Participation

2006–2007: 7,564 students

Funded Districts and Schools		
Year	Districts	Schools
2003	N/A	N/A
2004	N/A	N/A
2005	21	36
2006	21	37
2007	25	42

Reading First Students by Race/Ethnicity



Sources: Annual Performance Report and Common Core of Data. Actual 2006–2007 participation data are not available. Enrollment figures are estimated based on 2005–2006 CCD data for students enrolled in grades K–3 in Reading First Schools for 2006–2007.

Online Resources

State Reading First Website
<http://wvde.state.wv.us/reading/readingfirst.html>

Annual Performance Report Data
<http://www.ed.gov/programs/readingfirst/data.html>

Reading First Awards Database
<http://readingfirstdataonline.org>

2007 State Evaluation Report
<http://www.ed.gov/programs/readingfirst/evaluationreports/index.html>

Selected State Evaluation Findings

- ❑ In 2006–2007, overall, 67 percent of Cohort 1 students were proficient in DIBELS Oral Reading Fluency (ORF) and 62 percent of Cohort 2 students. For Retell Fluency, 86 percent of Cohort 1 students were proficient and 84 percent of Cohort 2 students.
- ❑ In 2006–2007, on the DIBELS ORF, 70 percent of grade 1 students were at proficiency, and 64 percent of students in grades 2 and 3 were at proficiency. Between 82 and 89 percent of the students were proficient on Retell Fluency across grades 1, 2, and 3 (82 percent in grade 3, 89 percent in grade 2, and 86 percent in grade 1).

Source: By The Numbers

Total Reading First Allocation

- ❑ Total state funding to date: **\$45,377,589**
- ❑ Amount of Yearly Funding

2008	■	\$2,726,340
2007	■	\$6,442,348
2006	■	\$7,422,880
2005	■	\$7,702,834
2004	■	\$7,442,646
2003	■	\$7,308,260
2002	■	\$6,332,281

Source: U.S. Department of Education Budget Service