



# *The House that St. Louis Built*

## *Preschool Activity Guide*



Any questions or comments on this Teacher Activity Guide are welcome. Contact the Director of Education at:

Jefferson National Expansion Memorial  
11 North Fourth Street  
St. Louis, MO 63102  
(314) 655-1600

Produced by the Division of Museum Services and Interpretation,  
1998, revised 2004.



# TABLE OF CONTENTS

---



**To The Teacher** ..... 4



Pre-Visit Activity #1: **Shapes** ..... 5



Pre-Visit Activity #2: **Stories** ..... 6



Pre-Visit Activity #3: **Park Rangers** ..... 7



**Museum Experience: The House That  
St. Louis Built (REQUIRED)** ..... 8



Post-Visit Activity #1: **Old Into New (suggested)** ..... 9



Post-Visit Activity #2: **Houses (suggested)** ..... 10



Post-Visit Activity #3: **Parks** ..... 11



Appendix ..... 12



Additional Resources ..... 13



# TO THE TEACHER

---

## USING THIS GUIDE

The activities in this guide were designed to enhance preschool studies of the Old Courthouse. They can be done in groups or with individuals. Use the pre-visit activities as an introduction. Make copies of the pictures on pages 5, 10 and 12 for the student activities. Conclude with the post-visit materials, including an Internet tour of some of America's most historic National Parks.

## CROSS-CURRICULAR ACTIVITIES

The activities in this guide extend beyond social studies to all areas of the curriculum. Use these symbols to identify the learning area of each activity.



*art*



*decision making*



*language arts*



*math*



*music*



*role-playing*



*science & technology*

## CURRICULUM OBJECTIVES

The following National Standards and tested objectives for the states of Missouri and Illinois are addressed in this program and the activities in this guide:

- Apply skills of historical analysis and interpretation. (ILS 16.a; NSH 3D; MAP1.9)
- Comprehend the content of oral and visual presentations. (NSH 2G; MAP 1.5)
- Work with others and participate in discussions. (ILS 4.B & 2I; MAP 2.5 & 4.6)
- Perform or produce works in the fine and practical arts. (ILS 26.B; MAP 2.5)
- Locate and organize information using technology and other resources. (ILS 5; MAP 1.4)

ILS: Illinois Learning Standards

CA: Communication Arts

MAP: Missouri Assessment Program

NCSS: National Council for Social Studies


NSH: National Standards for History



# SHAPES (PRE-VISIT)



## THE OLD COURTHOUSE

The Old Courthouse is a very special place. There are many interesting things to see like the courtrooms and the Old Courthouse model in the giftshop. When you visit, be sure to look for different shapes both inside and out.



## HERE'S WHAT TO DO


 Color the shapes you see in the picture of the Old Courthouse.  



## STORIES (PRE-VISIT)

Read the story about Mr. Quigley's turtle who lived at the Old Courthouse. You can see the fountain where he lived and his picture on the fence when you visit the Old Courthouse.

Once upon a time there was a turtle who lived at the Old Courthouse. It belonged to a man named James Quigley who worked there, so everyone called him Quigley's turtle. 

One day, someone wrote a story about him in the newspaper. Everyone wanted to know about Quigley's turtle. Soon many people came to see the turtle who lived in the Old Courthouse fountain. He became so popular that they put his picture on all the gates around the Old Courthouse.

### HERE'S WHAT TO DO:




Think of a different name for the turtle.  
*Why did you choose this name?*



On the day of your visit, walk around the outside of the Old Courthouse. Count all the turtles you see on the gates.



After your visit, draw a picture of the turtle and his fountain. Make up a story about the turtle. Have an adult write it down in a class book.





## PARK RANGERS (PRE-VISIT)

When you visit the Old Courthouse, you will see many people. A special person you will meet is a park ranger. A park ranger is like your teacher. They will help you learn about the Old Courthouse. They will also help protect you and keep you safe. If you get lost, look for a park ranger. Park rangers wear a uniform with a gold badge and a brown patch.



### HERE'S WHAT TO DO:



*What do you see on the patch?* (Look at the patch and badge on page 12 in the Appendix.)



Color the badge yellow and the patch brown.



Write your name on the badge or patch to wear as a nametag when you come to the Old Courthouse.



Pretend you are at the Old Courthouse. Take turns with a partner acting like park rangers and visitors. Practice asking rangers for help.





# THE HOUSE THAT ST. LOUIS BUILT

## MUSEUM EXPERIENCE

### ARRIVAL

Upon arrival, register your group at the information desk in the East Wing of the Old Courthouse (the side facing the Arch) and review Museum Manners with your students. There, you will meet the park ranger assigned to your program. Don't forget to wear your park ranger name tags!

### PROGRAM ACTIVITY

In this program, students will explore the Old Courthouse, with sights and sounds, to discover what makes this house special. Students will visit parts of the building to identify shapes, hear the “big book” story *The House that St. Louis Built*, and build their own courthouse using large, colorful foam blocks.

### VOCABULARY

Students should be familiar with these words when they visit the Old Courthouse.


*courthouse* - a building where people like judges and lawyers work.

*dome* - a round roof.

*Old Courthouse* - a big, white building in St. Louis that used to be the county Courthouse. Now it is a National Park Service museum.

*rotunda* - a round room with a dome.

*trial* - when a judge listens to a problem to decide what should be done about it. The Dred Scott *trial* happened at the Old Courthouse.





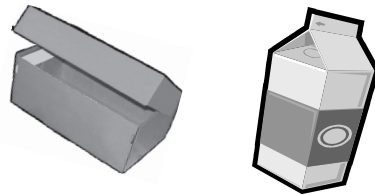


## OLD INTO NEW (POST-VISIT)

### THE OLD COURTHOUSE

The Old Courthouse is very old. Sometimes when buildings get old, people want to tear them down and build new ones. Instead of tearing this building down, people decided to fix it up. They changed an old building into a place for people to enjoy. Now it is a museum.

You can do this too. When you change something old into something new it is called recycling. Recycling is good for the Earth.



### HERE'S WHAT TO DO:



Think of some items you can recycle and use to make a model of the Old Courthouse. Collect these items.  
(Some things to use might be shoe boxes or milk cartons.)



Build your model from these recycled materials.  
(Think about the model you built during your visit.)



Make your model look beautiful by decorating it.  
(You can use recycled materials for the decorations too.)

### NOW TRY THIS:



When you have finished your model, pretend you are a Park Ranger. Tell people about your courthouse and why it is special.



Recycle whenever you can and ask your parents to do it too.





## HOUSES (POST-VISIT)

---

Almost all people live in some kind of house. Houses can be almost any shape or size. People who build houses are called construction workers. They use different materials and tools to build houses.

### HERE'S WHAT TO DO:



Pretend you are a construction worker.





Find out about the tools and materials used to build houses.



Tools may sound noisy, but if you use your imagination, the sound can be music. Find some “tools” in your classroom and make some music.



Color and cut out the shapes. Glue or tape them on another piece of paper to make a house. *Is it like the house that you live in?*





# PARKS (POST-VISIT)

Did you know that when you visited the Old Courthouse you were visiting a National Park? National Parks are very special places. St. Louis' Old Courthouse is part of a National Park called the *Jefferson National Expansion Memorial*.



## HERE'S WHAT TO DO:



Visit some National Parks on the Internet. View pictures of these parks on their home web pages.



*What is special about the buildings you see?*

*Appomattox Courthouse  
National Historical Park  
(Village Tour)*



*Harpers Ferry National  
Historical Park  
(Visitor Center Photo  
Archives)*

*Independence  
National Historical  
Park*

*White House*

*San Antonio Missions  
National Historical Park*

**NOW TRY THIS:** Visit a park or a street in your neighborhood to look at houses and other buildings.



Count the buildings you see.



Draw a picture of your favorite building.





# APPENDIX

---



**RANGER BADGE**

---



**RANGER PATCH**

---



## ADDITIONAL RESOURCES

---

### Additional Resources

To learn more, try these books:

Falconer, Elizabeth. *The House that Jack Built*. Ideals Publications Inc., 1994.

Goldman, Dara. *The Three Little Pigs*. Mahwah, New Jersey: Troll Communications, 1996.

Hoofnagle, Keith. *Park Ranger! A Book to Color*. Yellowstone, Wyoming: The Yellowstone Association and the National Park Service, 1971.

### OCH Brochure



“Old Courthouse”  
Jefferson National Expansion Memorial  
11 North Fourth Street  
St. Louis, MO 63102-1810  
(314) 655-1635

### Internet



Jefferson National Expansion Memorial  
[www.nps.gov/jeff](http://www.nps.gov/jeff)

National Park Service  
[www.nps.gov](http://www.nps.gov)



**Jefferson National Expansion Memorial  
11 North 4th Street  
St. Louis, MO 63102**



**Visit the Gateway Arch, Museum of Westward Expansion and  
Old Courthouse on the Internet: [www.nps.gov/jeff](http://www.nps.gov/jeff)  
Visit the National Park Service at:  
[www.nps.gov](http://www.nps.gov)**