

CLEAN AIR WORKING SESSION

Draft Recommendations

FOURTH MEETING OF THE NATIONAL COORDINATORS

MAY 22-24, 2007

SAN ANTONIO, TEXAS

GOAL 2: REDUCE AIR POLLUTION

OBJECTIVE	DONE	ON-GOING	CORRECTIVE ACTION	NEXT STEPS
By 2012 or sooner, reduce air emissions as much as possible toward attainment of respective national ambient air quality standards, and reduce exposure in the border region, as supported by the following interim objectives:		X		Continue efforts to address 4 APF priorities.
Interim 1: By 2003, define baseline and alternative scenarios for emissions reductions along the border, and their impacts on air quality and exposure objectives to be achieved by 2012	X		The baseline emissions inventory was published in 2005. Alternative scenarios were identified in 2004-2005	
Interim 2: By 2004, based on results from interim objective 1, define specific emission reductions strategies and air quality and exposure objectives to be achieved by 2012		X	Move target date to 2008	Continue efforts to address 4 APF priorities.



□ **Respond to Mid-Course Questions**

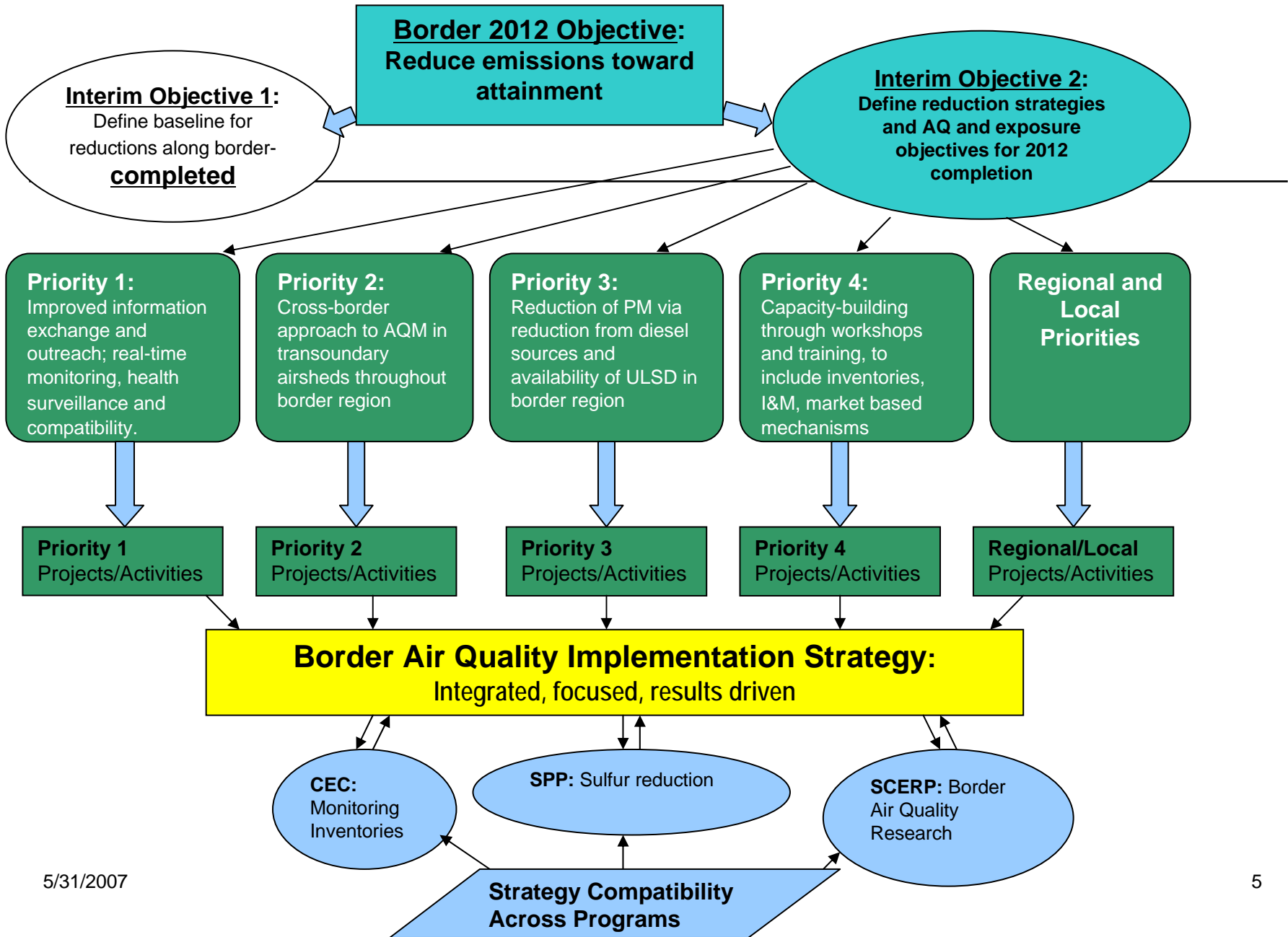

- Objectives; new or emerging issues
- Evaluation of progress; indicators
- Organizational structure; communications
- Partner leadership and leveraging of fund

□ **Continue APF Strategy Development**

- Improved information exchange
- Air quality management in binational airsheds
- Transportation – diesel emissions
- Strengthening capacity

Border 2012 Goals/Objectives

- What objectives and sub-objectives could be strengthened or modified to make them more measurable and tangible?
 - **Interim Objective 1** – defining baseline emissions and alternative emission reduction scenarios -- **is complete**.
 - **Air Policy Forum strategy, when complete, will fulfill Interim Objective 2** – define emission reduction strategies and air quality and exposure objectives to be achieved by 2012





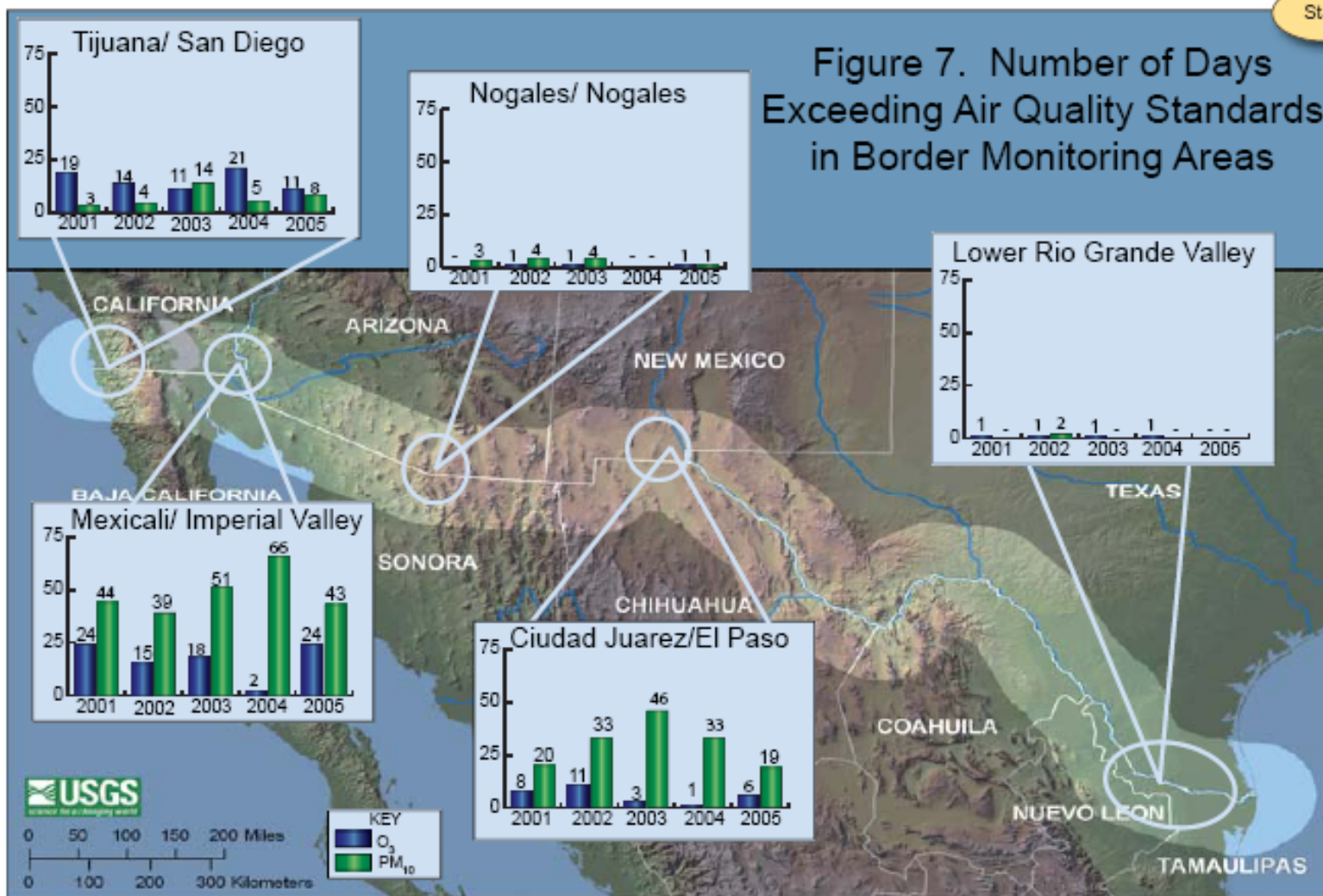
Border 2012 Goals/Objectives (cont.)

- Are there new or emerging issues/problems that should be adopted as new Border 2012 objectives?

- New or emerging issues may include:
 - **Climate change**, incorporated into what we have.

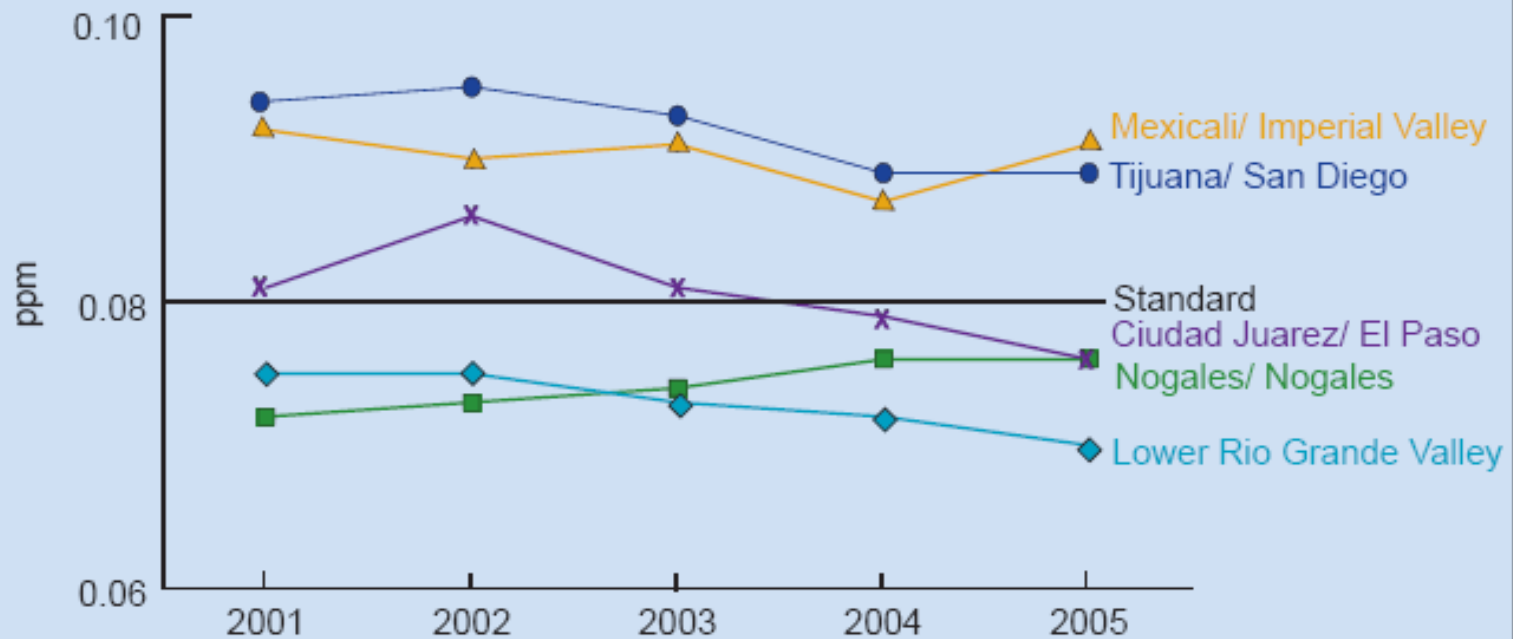
Evaluation of Progress / Indicators

- Are we evaluating and measuring our progress and accomplishments effectively?
- Are the current indicators useful or should they be revised or dropped?
- What additional indicator would be useful to decision-making and can be developed by the end of 2007? Develop a simple implementation plan for any selected priority indicator.
- What data are needed to make informed decisions? Are they or can they be collected? Specify who will collect or provide the data.
 - Current indicators working well.
 - Use of surrogated indicators for understanding underlying causes.
 - Measure overall impact of Border 2012 Program and the impact at project-level.
 - Link air quality and health.
 - Format and report indicators for general public (wider audience).



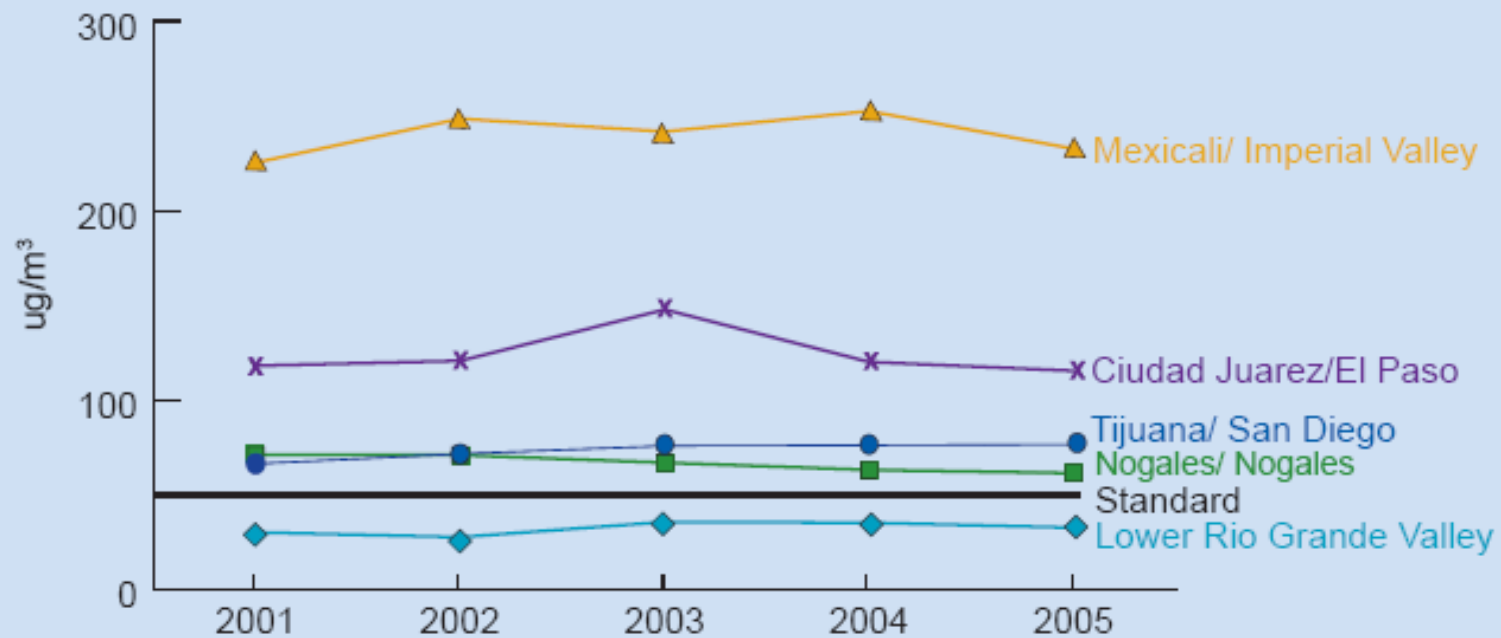
Source: U.S. EPA Air Quality System (AQS) Database. The U.S. and Mexico have the same ozone standard but different PM₁₀-24 hour average standard. The number of days any one monitor exceeded the air quality standards is based on the binational 8-hour standard for ozone (0.08 ppm) and the 24-hour U.S. standard for PM₁₀ (150 ug/m³). "-" indicates no exceedance or 'was not measured'.

Figure 8. Ozone Concentrations* in the Border Region



*Average of 4th highest value over three years

Source: EPA Air Quality Systems (AQS) Database. www.epa.gov/ttn/airs/airsaqs/sysoverview.htm.

Figure 9. PM₁₀ Concentrations* in the Border Region

*Three year average of annual mean concentrations at highest site

Source: EPA Air Quality Systems (AQS) Database. www.epa.gov/ttn/airs/airsaqs/sysoverview.htm.

Organizational Structure

- Is the current program organizational structure (regional workgroups, border-wide work groups, policy for a, task forces) effective and efficient for progress towards meeting the program goals, while maintaining the core bottom-up approach?
- Are there organizational units (e.g., RWG, BWWG, PF, TF) that need to be added, removed, joined or other wise modified?
- Structure useful for discussing border-wide issues, identifying local concerns, raising awareness, and communicating to stakeholders.
- Looking for closer coordination and better information exchange between Air Policy Forum and the Environmental Health taskforce.

Communications

- How can we engage in more effective communication, both internally and externally (e.g., between regional workgroups, policy fora, borderwide workgroups and program partners)?
- How can we better highlight our accomplishments and more success stories to the public and to other key stakeholders (e.g., Congressional / legislative stakeholders)?
- Avoid sessions overlap to enable groups to interact
 - Meeting all co-chairs to improve interaction
 - More interaction between air quality and environmental health.
- Use electronic tools to improve communication, i.e. listserv, live chat, electronic bulletins, etc.
 - But... electronic tools do not substitute personal, face-to-face interaction.
- Talk to congressional and legislative stakeholders in order to bring border wide priorities to their attention.

Partner Leadership and Leveraging of Funds

- Given increasingly limited federal funding for Border 2012 efforts, how can Partner leadership contribute to the success and accomplishments of program goals?
- Should there be stronger efforts placed on engaging with local governments to leverage leadership, staff, and monetary resources?
- What are some ideas to leverage other sources of funds to advance the goals/objectives of Border 2012?
- “Polluter pays principle”...those who cause pollution should contribute.
- Link needs to annual programs at different levels: local governments can match resources.

Air Policy Forum

- Continued discussion initiated in Juarez
- Received additional comments and suggestions that will be incorporated into the strategy
 - Emerging concerns, evolving standards, border-wide academy, etc.
- Distribute for review