

# Canaveral National Seashore Junior Ranger Activity Book

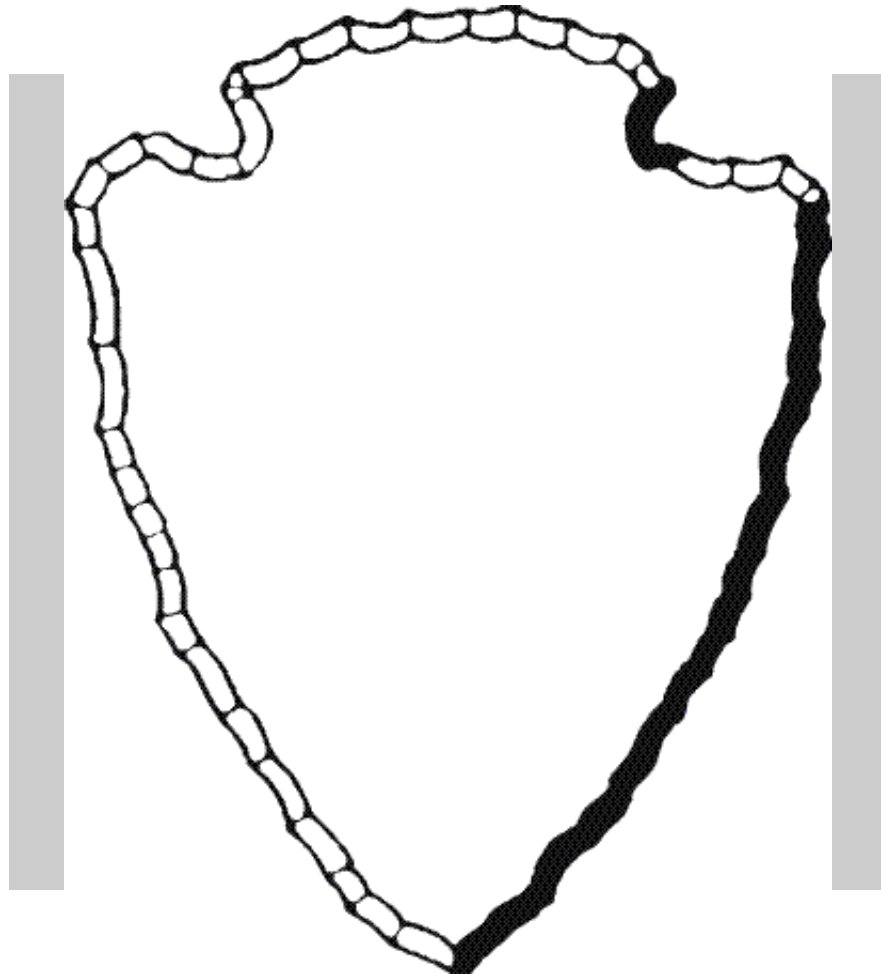


# The Arrowhead Patch

## Emblem of the National Park Service



The arrowhead is the emblem of the National Park Service. You will see it in every National Park you visit. It is found at the entrance to the park and on Information Centers and other buildings. Below is the outline of the arrowhead, but it is incomplete. Find an Arrowhead in the park and complete the drawing.



### Let's Fill in the Blanks!

Each item in the arrowhead patch emblem for the National Park Service represents a feature protected within all National Park sites. Look at the design of the patch and find the items that fit in the blanks below:







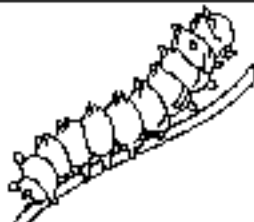


















1. The \_\_\_\_\_ represents all plants.
2. The \_\_\_\_\_ represents all animals.
3. The \_\_\_\_\_ represents land formations.
4. The \_\_\_\_\_ represents all waters.
5. The \_\_\_\_\_ represents history.

# Seashore BINGO!



Here's a Bingo game that you can play. Each of these things can be found somewhere in the park. When you find one of the items on the card below, mark it off until you get a Bingo.

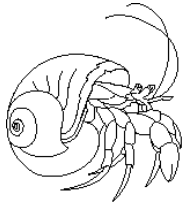
**B I N G O**

 Scallop Shell	 Seabird Tracks	 Heron	 Shrimp	 Alligator
 Coral	 Caterpillar	 Driftwood	 Pen Shell	 Grasshopper
 Armadillo	 Sandpiper	 Crab	 Starfish	 Beach Daisy
 Cactus	 Angel Shell	 Wild Pig	 Jellyfish	 Plover
 Dragonfly	 Snake	 Pelican	 Sternut Seed	 Frog

# Voyage of Discovery Finding Treasures and Trash on the Beach

Your mission, future Junior Ranger, is to go on a voyage of discovery and exploration! Like the explorers of the past who came to Canaveral seeking new lands and new peoples, you are looking for signs of animals, shapes, colors, smells and many other interesting things that you might find here. Please remember that the live plants and shells with animals in them may not be collected. Please leave them on the beach for others to enjoy.

Review the rules, look over the clues or descriptions and find something that fits each of them. Then draw or describe in words what you have found. Remember to stay sharp and keep your eyes wide open so you don't miss a single thing.



- Before you begin your hunt, remember the following park rules:
1. Every living thing is protected. Leave them for others to enjoy.
  2. Don't walk on the dunes. It kills the grasses.
  3. Don't pick living plants or remove any of the animals.



*Use the space below for notes and drawings.*

A large rectangular area for notes and drawings. On the left side, there is a graphic of a stack of papers with three binder holes, suggesting a notebook or folder. The main area is empty for the user to write or draw.



Now are you ready to start your Voyage of Discovery?  
Here are your clues. Go and find these items:

Something Round \_\_\_\_\_

Something Red \_\_\_\_\_

Three different textures \_\_\_\_\_,  
\_\_\_\_\_, \_\_\_\_\_

Two sounds in nature \_\_\_\_\_, \_\_\_\_\_

One smell \_\_\_\_\_

Something important in nature \_\_\_\_\_

Something that does not belong \_\_\_\_\_

Something younger than yourself \_\_\_\_\_

Something older than yourself \_\_\_\_\_

A home for an animal \_\_\_\_\_

Something that makes you happy \_\_\_\_\_

Something beautiful \_\_\_\_\_

Something that comes from far away \_\_\_\_\_

**Share with other members of your family things that you have found. Is there anything in nature that is not important? What should you do with the things that do not belong?**



# Discover The Lagoon

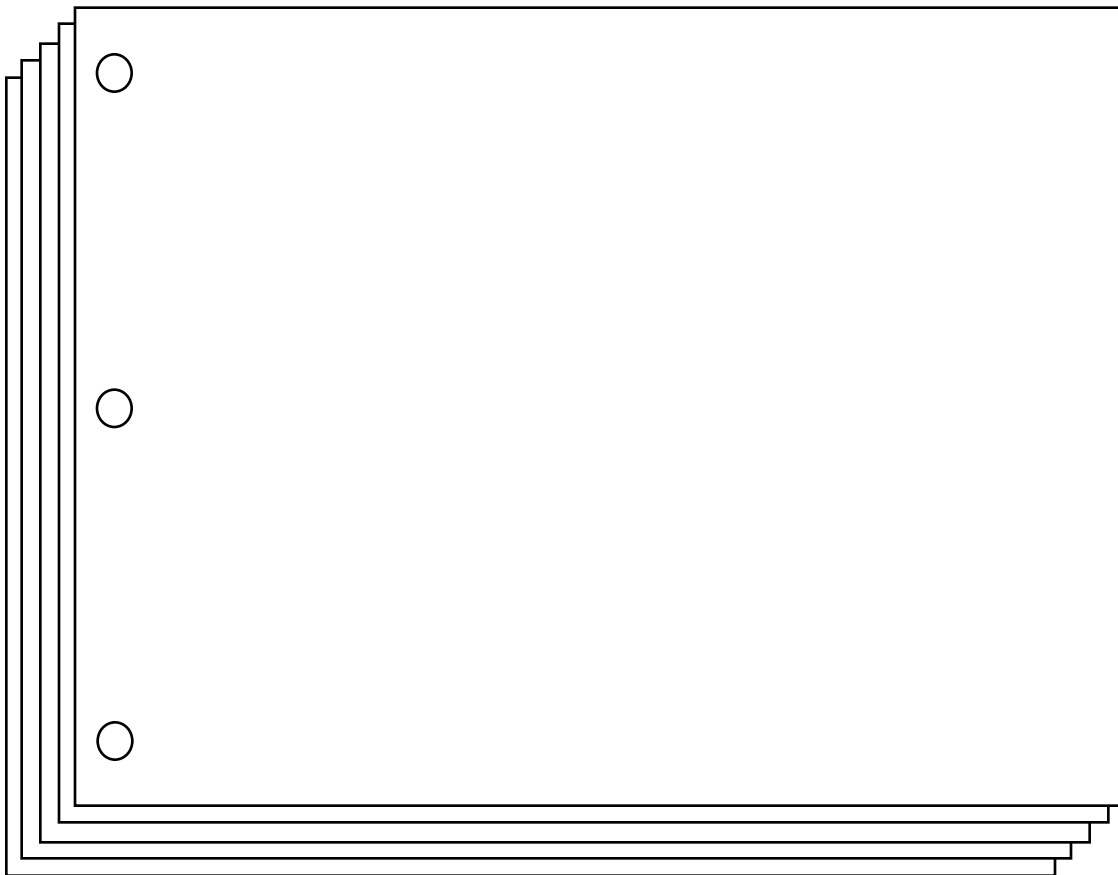
*This activity can take place at the edge of the Lagoon  
In the North District - This activity can be done at Turtle Mound  
In the South District - This activity can be done at Eddy Creek*

## At the Water's Edge

A lagoon is a body of water surrounded by land . It is separated from the ocean by a barrier island and is connected to the ocean at an inlet. The water in the lagoon is called brackish, which means it is a mixture of salt and fresh water. Many animals begin life in the lagoon, making it the cradle of the ocean. It is home to both large and small. As you look at the lagoon and walk along the waters edge, draw what you see. Try to find a tiny, clear, round object at the waters edge. It may be a worm egg case. In the tiny case are thousands of worm eggs. Leave it in place and just draw it.

The lagoon is also the home of the dolphin. Some live in the lagoon all their lives, and some migrate from the lagoon to the ocean. The dorsal fins of dolphin have a unique shape. Scientists, called Marine Biologists, identify them by using these shapes in their studies of dolphin behavior. If you see a dolphin, look carefully at the fin and try to draw it.

*Use the space below for your drawings.*




# Protecting Wild Dolphin



When you have completed this booklet you will become a Junior Ranger. Your mission is to help protect the park and everything that lives here. If you were to visit Mosquito lagoon and find dangers like those pictured below, what would you do to help?

Trash can harm wild dolphin and other animals. They can get tangled in fishing line or accidentally swallow trash. Humans feeding dolphin can cause them to become sick or make them lazy so they won't hunt for fish or other foods that are good for them. Humans swimming with dolphin might separate an infant dolphin from its mother and the infant would die. Draw a picture of two other dolphin dangers in the spaces provided next to the girl feeding the dolphin. Should she be doing this? Why?

**DOLPHIN DANGERS**




Insect Spray      Nets      Fishing Tackle

Cans      Six-pack Rings      Electrical Cords

# A Junior Ranger Crossword Challenge!

Here's a puzzle you can take home to challenge both you and your family.



## ACROSS

- |   |                                     |                                     |                               |
|---|-------------------------------------|-------------------------------------|-------------------------------|
| 1. Places like Canaveral are National _____ | 50. Staff at a national park        | 5. A fishing vessel                 | 46. Yellow beach flower       |
| 2. Noisy sea birds                          | 53. A large boat                    | 6. A short sleep                    | 49. Kept safe                 |
| 5. Another name for a rabbit                | 56. Floating logs strapped together | 7. A fish's _____                   | 51. Clean ___ a whistle       |
| 7. Fee, __, Fo, Fum                         | 59. Small drinks                    | 8. Ocean predators                  | 52. Tackle with bait attached |
| 8. I am __ tired                            | 61. Canaveral _____ Seashore        | 9. Sound a fish tail makes on water | 54. Pine tree seeds           |
| 9. Sound fish tail makes on water           | 62. Exclamation                     | 10. Every one of us                 | 55. The first number          |
| 12. Sound of water drops                    | 64. A narrow path                   | 11. Another name for Dad            | 57. Same as 29 down           |
| 15. Come on, let's __                       | 65. Standing __ the beach           | 12. Mammal in the lagoon or ocean   | 58. To slip down              |
| 16. Opposite of sad                         | 66. Studied                         | 13. Fishing gear                    | 59. Beaches are made of this  |
| 18. The Indian River is a _____             | 69. Where birds lay eggs            | 14. This __ fun                     | 60. A mosquito is a _____     |
| 21. To slide                                | 71. 2nd alphabet letter             | 15. Fish breathe with these         | 63. People who assist         |
| 22. You are __ the seashore                 | 72. A barrier _____                 | 17. Color of a beach daisy          | 67. Indian and Banana _____   |
| 23. Everyone                                | 74. Go to                           | 19. Opposite of stop                | 68. Baby's first word         |
| 24. Opposite of young                       | 76. Same as 71 across               | 20. To go by                        | 70. Towards                   |
| 25. Either __                               | 80. Same as 77 down                 | 26. Workers have these              | 71. To exist                  |
| 26. Jello-like fish                         | 81. Tall trees with needles         | 27. Opposite of no                  | 73. Small bites               |
| 30. Water that doesn't move                 | 85. Waves wash up along these       | 28. A small cut                     | 75. Tall, slender grasses     |
| 33. Make hay while the _____                | 88. Most seldom seen                | 29. A cat is __ animal              | 76. Lots to do                |
| 34. What a fisherman does at the seashore   | 89. A thought                       | 31. I will __ you will              | 77. Mound made of sand        |
| 36. Fishermen wear these                    | 90. Hither and ____                 | 32. Trash                           | 78. To stand atop             |
| 39. All of us                               | 91. Complete                        | 35. To assist                       | 79. Male child                |
| 40. Stay in the woods                       | 92. Fishing net with a handle       | 37. Group working together          | 82. A thing                   |
| 42. Catch fish in these                     |                                     | 38. The best                        | 83. Liquid dripping from tree |
| 44. The smallest                            |                                     | 41. Sea Cow                         | 84. Past tense of sit         |
| 47. Same as 3 down                          |                                     | 43. Animal that nests on the beach  | 86. Pirates say Yo Ho __      |
| 48. To break                                |                                     | 44. Plural of 18 across             | 87. How big                   |

## DOWN


1. A friend
2. A small drink
3. You are here \_\_ Canaveral
4. An oval



# Junior Ranger Certificate

After you have completed Pages 1 – 5 you are eligible to become a Junior Ranger. Take this book to the Information Center at the North District or the Entrance Station at the South District. You will receive a Junior Ranger decal and a Park Ranger or Park Volunteer will sign your booklet.

**Canaveral National Seashore**




On \_\_\_\_\_, 200\_\_\_\_, \_\_\_\_\_ became a

**Junior Ranger**  
with Canaveral National Seashore

**Junior Ranger Pledge**


I promise to help the rangers protect Canaveral National Seashore by never littering or walking on sand dunes and by not feeding any of the wildlife.

I will do my best to preserve Mosquito Lagoon and to tell my friends why barrier islands should be protected.



This Junior Ranger Activity Book was paid for with Parks As Classroom Funding. Answers to the crossword puzzle can be found on Canaveral National Seashore's website: [www.nps.gov/cana/](http://www.nps.gov/cana/)

# Canaveral National Seashore Junior Ranger Activity Book



**Thank you so much for visiting Canaveral National Seashore. It is a very special place dedicated to the preservation of the natural environment and the plants, animals and habitat that exist here. It is up to you, as a Junior Ranger, to help us protect the land, the animals and the waters of this very unique place. So spread the word and make sure everyone knows how they can help preserve this place and all who live here.**

