

ETOP Web Site Statistics

Monthly View: September 2005

September 1, 2005 12:00:00 AM – September 30, 2005 11:59:59 PM

This report was generated by WebTrends 7 - Enterprise, Version: 7.5, Build: 16366 .
Friday, October 28, 2005 12:53:19 PM
Final report conversion by WebTrends Report Exporter, Version 7.5 (build 16363)

Copyright (C) 1996-2005 WebTrends Inc. All rights reserved.

Table of Contents

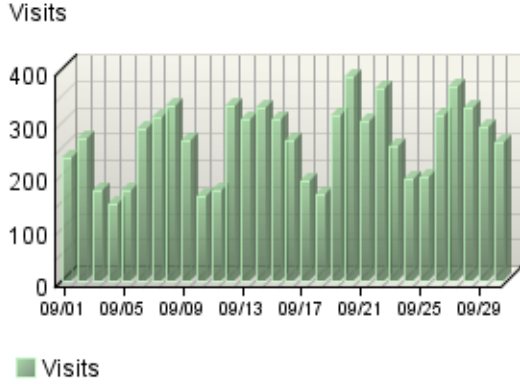
Overview Dashboard	1
Visitors Dashboard	3
Pages Dashboard	6
Navigation Dashboard	8
Technical Dashboard	9
Activity Dashboard	11
Browsers and Platforms Dashboard	13
Visitors Dashboard	15
Top Visitors	18
New vs. Return Visits	25
Visitors by Number of Visits	27
Visitors Trend	29
Visits Trend	35
Organizations	37
Authenticated Usernames	40
Domain Names	42
Top-Level Domain Types	46
Geography Dashboard	49
Regions	50
Countries	52
North American States and Provinces	56
Cities	57
Pages Dashboard	58
Pages	60
Content Groups	77
Directories	79
Files Dashboard	81

Downloaded Files	82
Accessed File Types	86
Uploaded Files	88

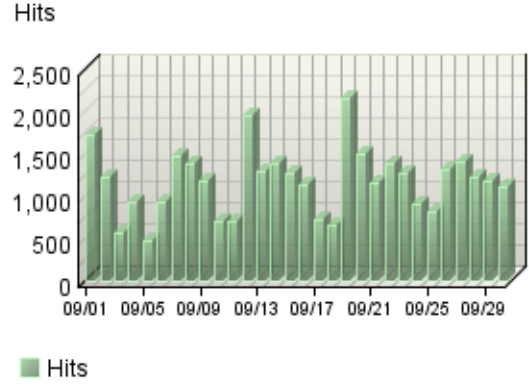
Overview Dashboard

This displays key graphs and tables that provide an overview of the entire report. When viewing through the on-demand interface, you can click on the title of a graph or table to navigate to the corresponding page.

Visits Trend



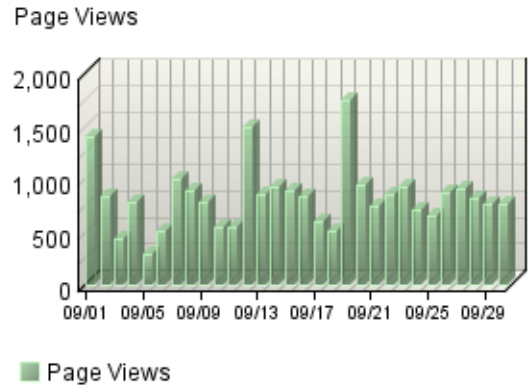
Hits Trend



Visitor Summary

Visitors	5,083
Visitors Who Visited Once	4,353
Visitors Who Visited More Than Once	730
Average Visits per Visitor	1.57

Page Views Trend



Visit Summary

Visits	7,969
Average per Day	265
Average Visit Duration	00:11:27
Median Visit Duration	00:01:04
International Visits	11.67%
Visits of Unknown Origin	22.69%
Visits from Your Country: United States (US)	65.64%

Hit Summary

Successful Hits for Entire Site	35,156
Average Hits per Day	1,171
Home Page Hits	-

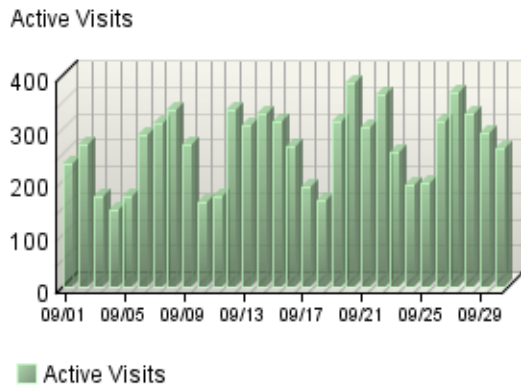
Page View Summary

Page Views	24,833
Average per Day	827
Average Page Views per Visit	3.12

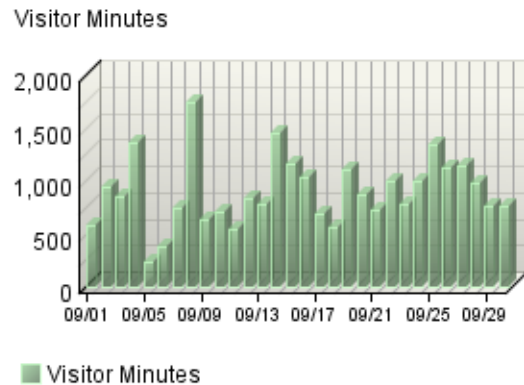
Visitors Dashboard

This displays key graphs and tables that provide an overview of the Visitors chapter. When viewing through the on-demand interface, you can click on the title of a graph or table to navigate to the corresponding page.

Active Visits Trend



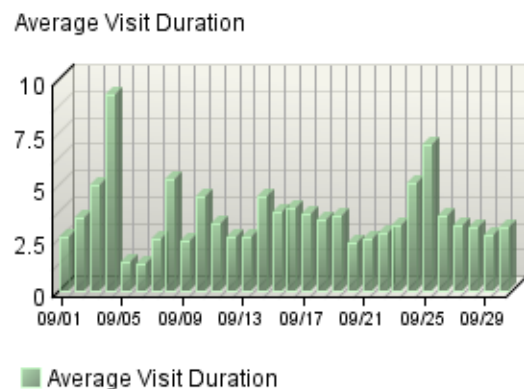
Visitor Minutes Trend



Visitor Summary

Visitors	5,083
Visitors Who Visited Once	4,353
Visitors Who Visited More Than Once	730
Average Visits per Visitor	1.57

Average Length of Visit Trend

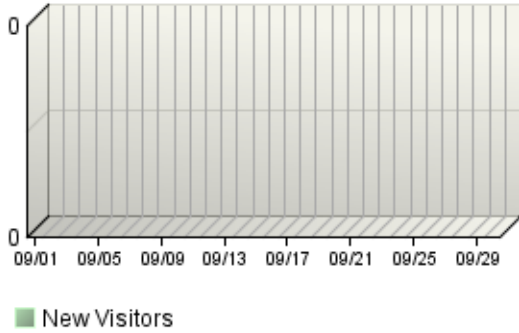


Visit Summary

Visits	7,969
Average per Day	265
Average Visit Duration	00:11:27
Median Visit Duration	00:01:04
International Visits	11.67%
Visits of Unknown Origin	22.69%
Visits from Your Country: United States (US)	65.64%

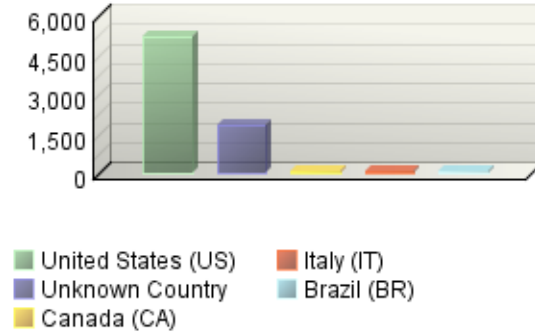
New Visitors Trend

New Visitors



Countries

Visits



Organizations

No data is available for this graph.

Authenticated Usernames

No data is available for this graph.

New vs. Return Visits

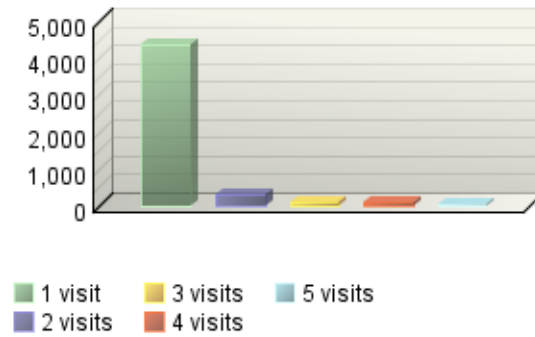
Visits



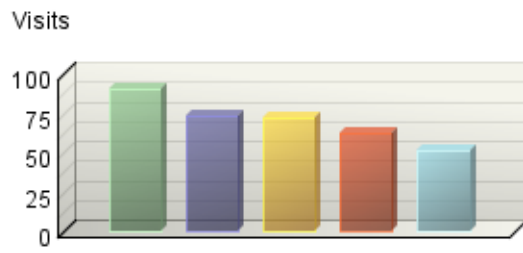
Visitors Not Accepting Cookies

Visitors by Number of Visits

Visitors



Top Visitors

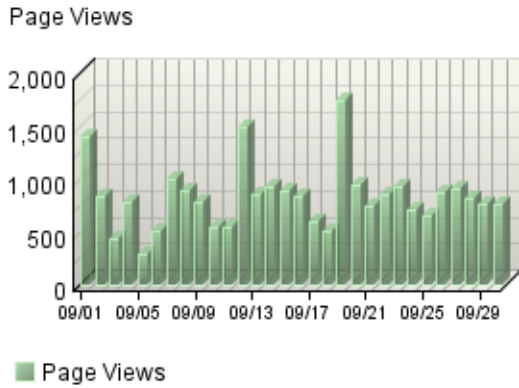


209.241.144.34_Mo... msnbot.msn.com_...
netblock-72-25-124-... egspd42212.ask.co...
kcrw305.hj.mud.yah...

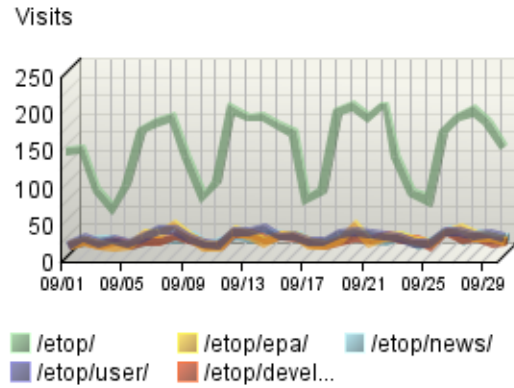
Pages Dashboard

This displays key graphs and tables that provide an overview of the Pages chapter. When viewing through the on-demand interface, you can click on the title of a graph or table to navigate to the corresponding page.

Page Views Trend



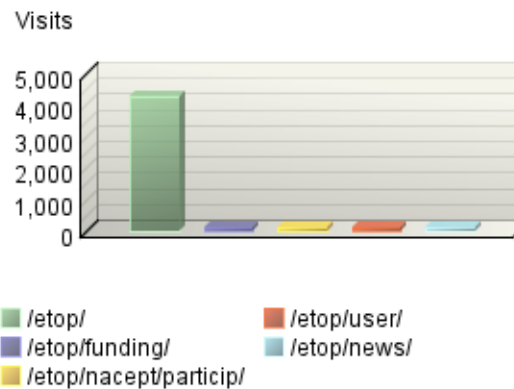
Pages Trend



Content Groups

No data is available for this graph.

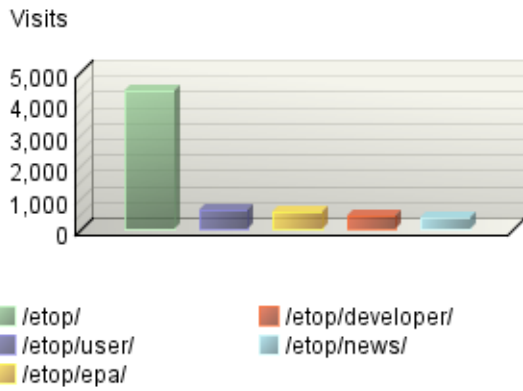
Entry Pages



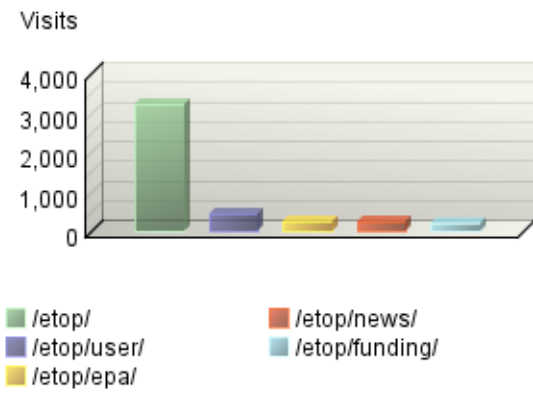
Page View Summary

Page Views	24,833
Average per Day	827
Average Page Views per Visit	3.12

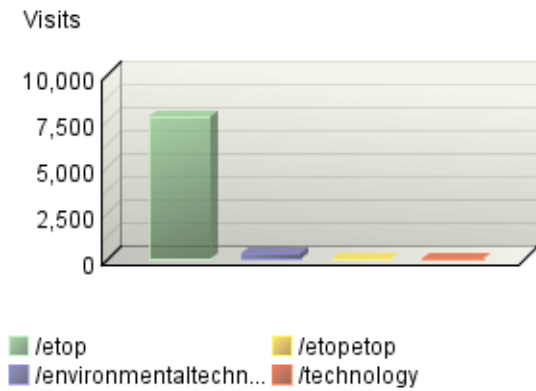
Pages



Exit Pages



Directories



Navigation Dashboard

This dashboard summarizes important information related to online navigation.

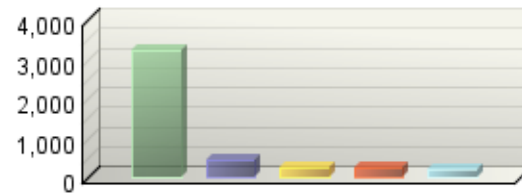
Entry Pages

Visits



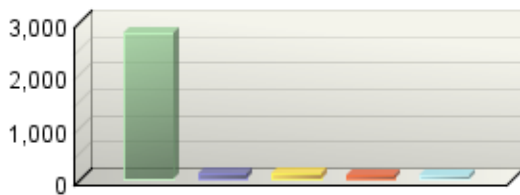
Exit Pages

Visits



Single-Page Visits

Visits

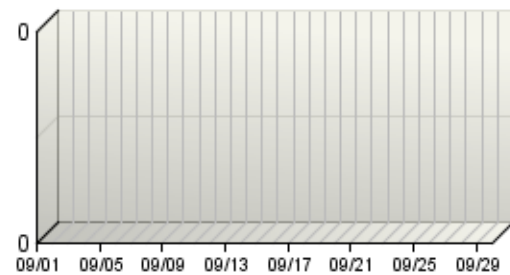


Technical Dashboard

This dashboard summarizes important information related to online technical activity.

Average Time to Serve Pages

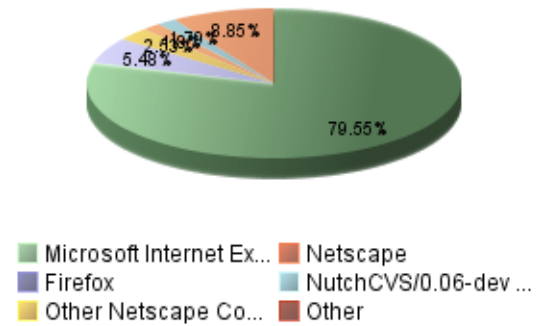
Average Time to Serve



■ Average Time to Serve

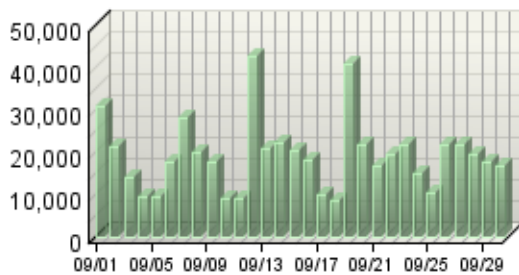
Browsers by Version

Visits



Bandwidth: Kbytes Transferred Trend

Kbytes Transferred



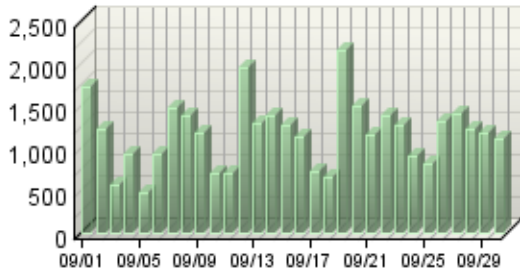
■ Kbytes Transferred

Technical Summary

Total Hits	36,519
Successful Hits	35,156
Successful Hits (as Percent)	96.27%
Failed Hits	1,363
Failed Hits (as Percent)	3.73%
Cached Hits	10,856
Cached Hits (as Percent)	29.73%

Hits Trend

Hits

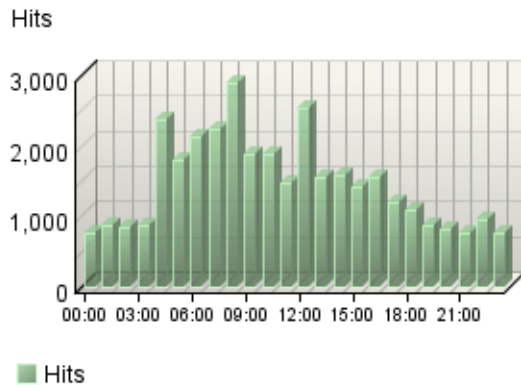


■ Hits

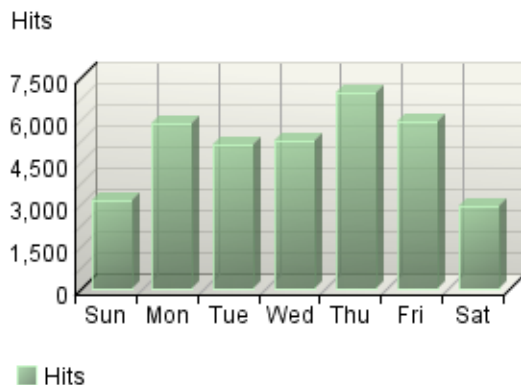
Activity Dashboard

This displays key graphs and tables that provide an overview of the Activity chapter. When viewing through the on-demand interface, you can click on the title of a graph or table to navigate to the corresponding page.

Hits by Hour of the Day



Hits by Day of the Week



Most Active Summary

Most Active Date	9/19/05
Number of Hits on Most Active Date	2,154
Most Active Day of the Week	Thursday
Most Active Hour of the Day	08:00-08:59

Least Active Summary

Least Active Date	9/5/05
Number of Hits on Least Active Date	471
Least Active Day of the Week	Saturday
Least Active Hour of the Day	23:00-23:59

Activity on Weekdays Summary

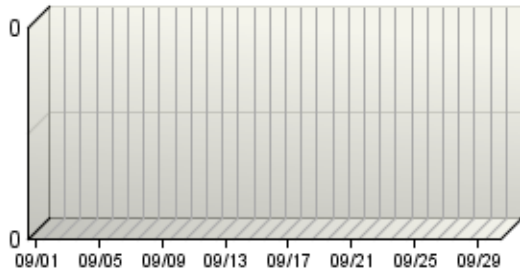
Total Hits Weekdays	29,116
Total Visits Weekdays	6,577
Average Number of Visits per day on Weekdays	298
Average Number of Hits per day on Weekdays	1,323

Activity on Weekends Summary

Total Hits Weekend	6,040
Total Visits Weekend	1,392
Average Number of Visits per Weekend	348
Average Number of Hits per Weekend	1,510

Average Time to Serve Pages

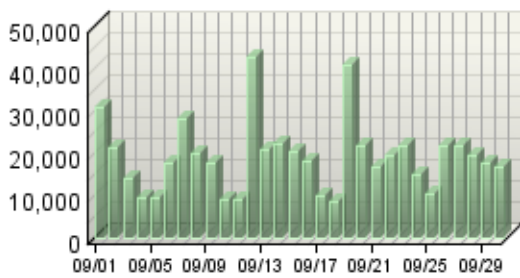
Average Time to Serve



■ Average Time to Serve

Bandwidth: Kbytes Transferred Trend

Kbytes Transferred

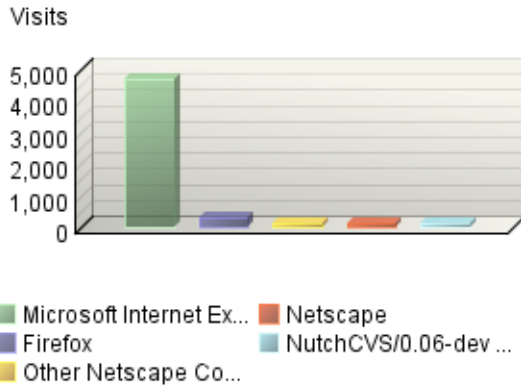


■ Kbytes Transferred

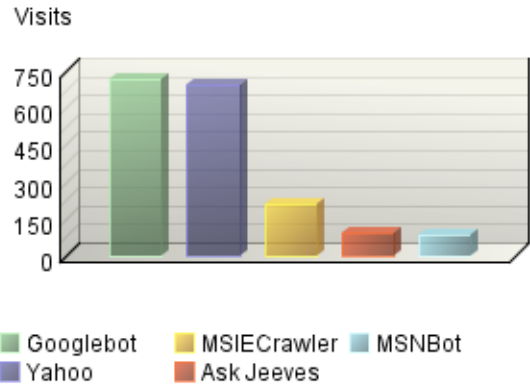
Browsers and Platforms Dashboard

This displays key graphs and tables that provide an overview of the Browsers and Platforms chapter. When viewing through the on-demand interface, you can click on the title of a graph or table to navigate to the corresponding page.

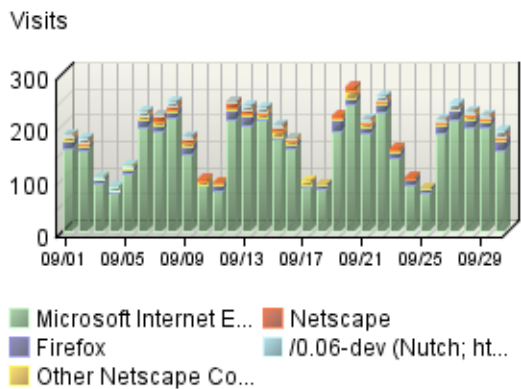
Browsers



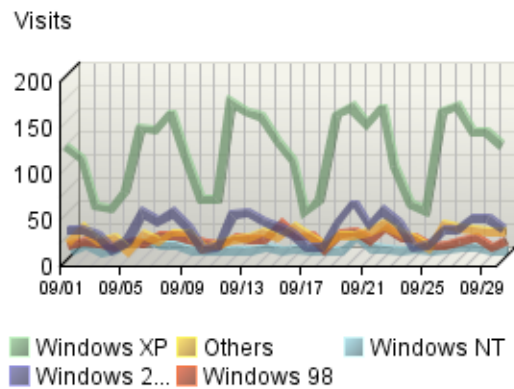
Spiders



Browsers Trend



Platforms Trend



WAP Devices

No data is available for this graph.

Palm Devices

No data is available for this graph.

WAP Browsers

No data is available for this graph.

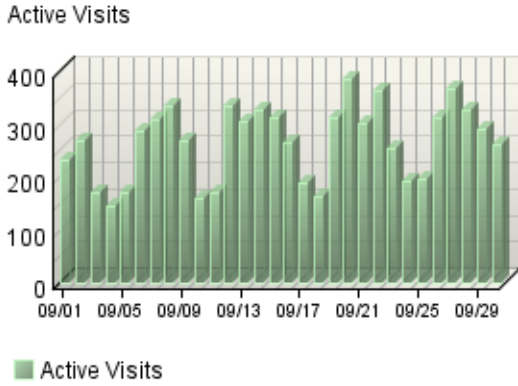
Palm Browsers

No data is available for this graph.

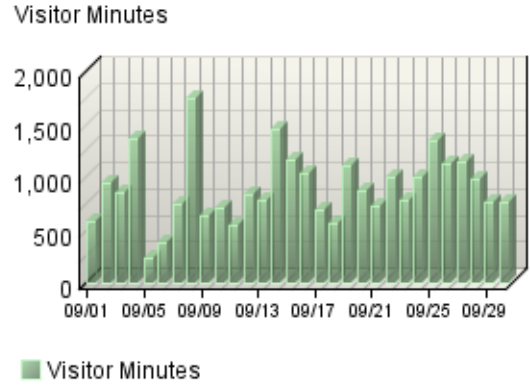
Visitors Dashboard

This displays key graphs and tables that provide an overview of the Visitors chapter. When viewing through the on-demand interface, you can click on the title of a graph or table to navigate to the corresponding page.

Active Visits Trend



Visitor Minutes Trend



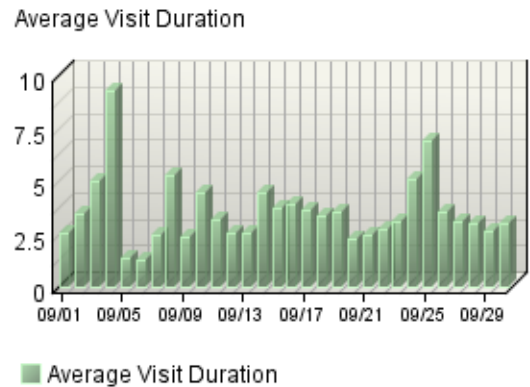
Visitor Summary

Visitors	5,083
Visitors Who Visited Once	4,353
Visitors Who Visited More Than Once	730
Average Visits per Visitor	1.57

Visit Summary

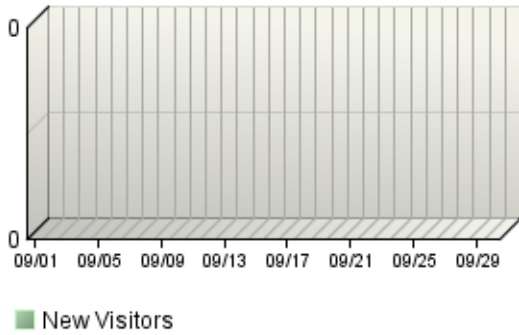
Visits	7,969
Average per Day	265
Average Visit Duration	00:11:27
Median Visit Duration	00:01:04
International Visits	11.67%
Visits of Unknown Origin	22.69%
Visits from Your Country: United States (US)	65.64%

Average Length of Visit Trend



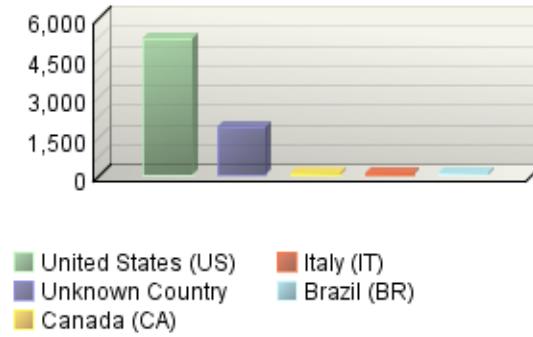
New Visitors Trend

New Visitors



Countries

Visits



Organizations

No data is available for this graph.

Authenticated Usernames

No data is available for this graph.

New vs. Return Visits

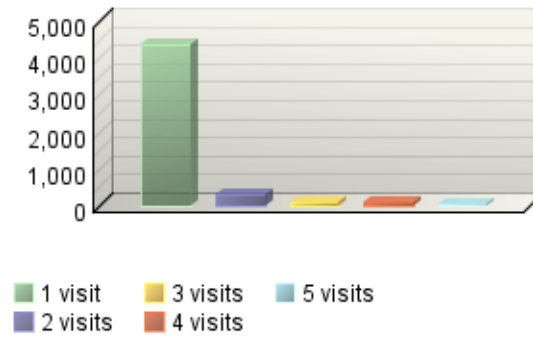
Visits



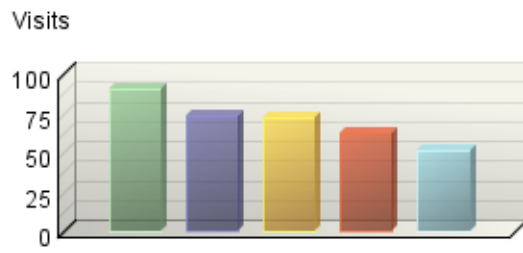
Visitors Not Accepting Cookies

Visitors by Number of Visits

Visitors



Top Visitors

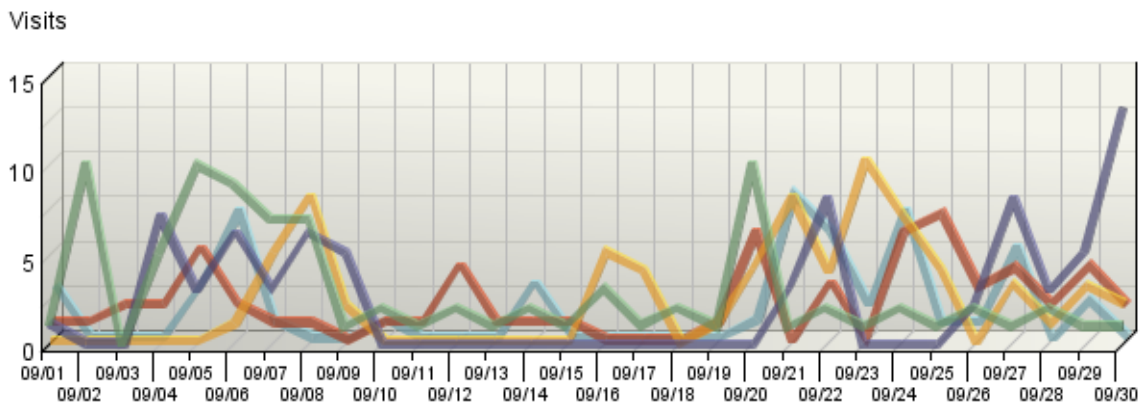


209.241.144.34_Mo... msnbot.msn.com_...
netblock-72-25-124-... egspd42212.ask.co...
kcrw305.hj.mud.yah...

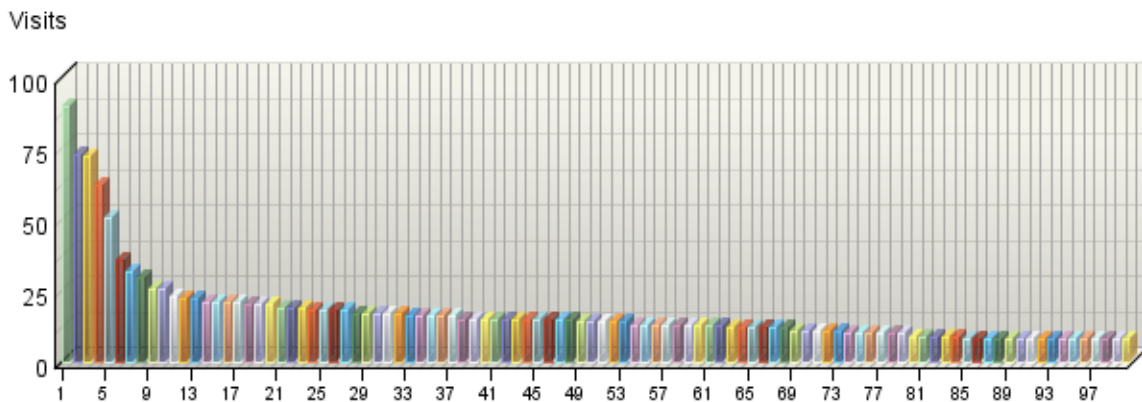
Top Visitors

This report identifies the IP address, domain name, or cookie of each visitor, and identifies the visitor's activity level on the site. If you use cookies to track visits, WebTrends can differentiate between hits from different visitors with the same IP address.

Top Visitors Trend



Top Visitors



Top Visitors

	Visitor	Visits	% Visits	Hits
■ 1.	209.241.144.34_Mozilla/4.0 (compatible; MSIE 6.0; Windows NT; MS Search 4.0 Robot)	90	1.13%	7,765

	Visitor	Visits	% Visits	Hits
2.	netblock-72-25-124-187.dslextreme.com_NutchCVS/0.06-dev73 (Nutch; http://www.nutch.org/docs/en/bot.html ; nutch-agent@lists.sourceforge.net)		0.92%	89
3.	kcrw305.hj.mud.yahoo.com_YahooSeeker/CafeKelsa (compatible; Konqueror/3.2; FreeBSD ; http://help.yahoo.com/help/hotjobs/webmaster) (KHTML, like Gecko)	72	0.90%	225
4.	msnbot.msn.com_msnbot/1.0 (+ http://search.msn.com/msnbot.htm)	62	0.78%	114
5.	egspd42212.ask.com_Mozilla/2.0 (compatible; Ask Jeeves/Teoma; + http://sp.ask.com/docs/about/tech_crawling.html)	51	0.64%	118
6.	egspd42113.ask.com_Mozilla/2.0 (compatible; Ask Jeeves/Teoma; + http://sp.ask.com/docs/about/tech_crawling.html)	36	0.45%	196
7.	64.241.25.247_National Park Service Dan Buan (301) 213-4549	32	0.40%	149
8.	c24.177.134.6.static.ncr.charter.com_aipbot/1.0 (aipbot; http://www.aipbot.com ; aipbot@aipbot.com)	30	0.38%	68
9.	64.69.51.161_Mozilla/4.0 (compatible; MSIE 5.5; Win32)	26	0.33%	26
10.	9809cr0.dal1.attens.net_FirstGov.gov Search - POC:firstgov.webmasters@gsa.gov	26	0.33%	52
11.	199.230.29.113_Mozilla/4.0 (compatible; MSIE 6.0; Windows NT 5.1; SV1)	23	0.29%	23
12.	crawl-66-249-71-53.googlebot.com_Googlebot/2.1 (+ http://www.google.com/bot.html)	22	0.28%	25
13.	crawl-66-249-66-242.googlebot.com_Mozilla/5.0 (compatible; Googlebot/2.1; + http://www.google.com/bot.html)	22	0.28%	60
14.	adsl-69-224-132-155.dsl.lsan03.pacbell.net_Mozilla/4.0 (compatible; MSIE 6.0; Windows NT 5.1; SV1; MSIECrawler)	21	0.26%	82
15.	indexer.cyberalert.com_Mozilla/2.0 (compatible; T-H-U-N-D-E-R-S-T-O-N-E)	21	0.26%	34
16.	kodiak.cs.cornell.edu_NutchCVS/0.06-dev (Nutch; http://www.nutch.org/docs/en/bot.html ; nutch-agent@lists.sourceforge.net)	21	0.26%	25
17.	webmux.bigclique.com_BigCliqueBOT/1.03-dev (bigclibot; http://www.bigclique.com ; bot@bigclique.com)	21	0.26%	21
18.	152-131-11-197.sac.net.va.gov_Mozilla/4.0 (compatible; MSIE 6.0; Win32)	20	0.25%	20
19.	crawl-66-249-64-10.googlebot.com_Googlebot/2.1 (+ http://www.google.com/bot.html)	20	0.25%	28
20.	connemara.epa.gov_NLESE USEPA	20	0.25%	812

	Visitor	Visits	% Visits	Hits
21.	crawl-66-249-71-14.googlebot.com_Googlebot/2.1 (+http://www.google.com/bot.html)	19	0.24%	22
22.	crawl-66-249-71-9.googlebot.com_Googlebot/2.1 (+http://www.google.com/bot.html)	19	0.24%	19
23.	crawl-66-249-71-57.googlebot.com_Googlebot/2.1 (+http://www.google.com/bot.html)	19	0.24%	22
24.	crawl-66-249-71-7.googlebot.com_Googlebot/2.1 (+http://www.google.com/bot.html)	18	0.23%	22
25.	crawl-66-249-66-84.googlebot.com_Mozilla/5.0 (compatible; Googlebot/2.1; +http://www.google.com/bot.html)	18	0.23%	26
26.	crawl-66-249-71-3.googlebot.com_Googlebot/2.1 (+http://www.google.com/bot.html)	18	0.23%	22
27.	crawl-66-249-71-47.googlebot.com_Googlebot/2.1 (+http://www.google.com/bot.html)	18	0.23%	25
28.	lj2180.inktomisearch.com_Mozilla/5.0 (compatible; Yahoo! Slurp; http://help.yahoo.com/help/us/ysearch/slurp)	17	0.21%	33
29.	crawl-66-249-64-13.googlebot.com_Googlebot/2.1 (+http://www.google.com/bot.html)	17	0.21%	22
30.	crawl-66-249-71-17.googlebot.com_Googlebot/2.1 (+http://www.google.com/bot.html)	17	0.21%	21
31.	fellpony.epa.gov_NLESE USEPA	17	0.21%	328
32.	sp1.allresearch.com_Mozilla/4.0 (compatible; MSIE 5.5; Windows 98)	17	0.21%	18
33.	w098.z064002199.cmh-oh.dsl.cnc.net_Mozilla/4.0 (compatible; MSIE 6.0; Windows NT 5.1; .NET CLR 1.0.3705; MSIECrawler)	16	0.20%	48
34.	crawl-66-249-64-25.googlebot.com_Googlebot/2.1 (+http://www.google.com/bot.html)	16	0.20%	18
35.	213.208.8.12_gsa-crawler (Enterprise; GIX-01912; vlarrive@boomerangpharma.com)	16	0.20%	40
36.	ip68-6-25-92.hu.sd.cox.net_Mozilla/4.0 (compatible; MSIE 6.0; Windows NT 5.1; SV1; .NET CLR 1.1.4322; .NET CLR 1.0.3705; MSIECrawler)	16	0.20%	64
37.	sv-fw.looksmart.com_Mozilla/4.0 (compatible; grub-client-2.6.0)	16	0.20%	16
38.	crawl-66-249-64-27.googlebot.com_Googlebot/2.1 (+http://www.google.com/bot.html)	15	0.19%	16
39.	134.186.81.8_Mozilla/4.0 (compatible; MSIE 6.0; Windows NT 5.1; MSIECrawler)	15	0.19%	45
40.	crawl-66-249-71-15.googlebot.com_Googlebot/2.1 (+http://www.google.com/bot.html)	15	0.19%	22
41.	198.212.223.35_Mozilla/4.0 (compatible; MSIE 6.0; Windows NT 5.1; MSIECrawler)	15	0.19%	45

	Visitor	Visits	% Visits	Hits
42.	crawl-66-249-64-50.googlebot.com_Googlebot/2.1 (+http://www.google.com/bot.html)	15	0.19%	17
43.	crawl-66-249-71-56.googlebot.com_Googlebot/2.1 (+http://www.google.com/bot.html)	15	0.19%	20
44.	crawl-66-249-71-50.googlebot.com_Googlebot/2.1 (+http://www.google.com/bot.html)	15	0.19%	17
45.	h48.111.40.69.ip.alltel.net_Mozilla/4.0 (compatible; MSIE 6.0; Windows NT 5.1; SV1; .NET CLR 1.1.4322; MSIECrawler)	15	0.19%	19
46.	crawl-66-249-71-13.googlebot.com_Googlebot/2.1 (+http://www.google.com/bot.html)	15	0.19%	16
47.	crawl-66-249-71-1.googlebot.com_Googlebot/2.1 (+http://www.google.com/bot.html)	15	0.19%	15
48.	crawl-66-249-64-35.googlebot.com_Googlebot/2.1 (+http://www.google.com/bot.html)	15	0.19%	21
49.	lj2444.inktomisearch.com_Mozilla/5.0 (compatible; Yahoo! Slurp; http://help.yahoo.com/help/us/ysearch/slurp)	14	0.18%	18
50.	pcp0011474993pcs.chrchv01.md.comcast.net_Mozilla/4.0 (compatible; MSIE 6.0; Windows NT 5.1; SV1)	14	0.18%	66
51.	198.239.85.154_Googlebot (Enterprise; GIX-02388; medwards@secstate.wa.gov)	14	0.18%	30
52.	crawl-66-249-64-54.googlebot.com_Googlebot/2.1 (+http://www.google.com/bot.html)	14	0.18%	15
53.	lj2387.inktomisearch.com_Mozilla/5.0 (compatible; Yahoo! Slurp; http://help.yahoo.com/help/us/ysearch/slurp)	14	0.18%	19
54.	crawl-66-249-64-6.googlebot.com_Googlebot/2.1 (+http://www.google.com/bot.html)	13	0.16%	20
55.	crawl-66-249-71-10.googlebot.com_Googlebot/2.1 (+http://www.google.com/bot.html)	13	0.16%	14
56.	152-130-11-197.res.net.va.gov_Mozilla/4.0 (compatible; MSIE 6.0; Win32)	13	0.16%	13
57.	crawl-66-249-64-15.googlebot.com_Googlebot/2.1 (+http://www.google.com/bot.html)	13	0.16%	18
58.	crawl-66-249-64-49.googlebot.com_Googlebot/2.1 (+http://www.google.com/bot.html)	13	0.16%	14
59.	crawl-66-249-71-69.googlebot.com_Googlebot/2.1 (+http://www.google.com/bot.html)	13	0.16%	32
60.	crawl-66-249-64-36.googlebot.com_Googlebot/2.1 (+http://www.google.com/bot.html)	13	0.16%	14
61.	h000d9321c591.ne.client2.attbi.com_Mozilla/5.0 (Macintosh; U; PPC Mac OS X; en-US) AppleWebKit/125.4 (KHTML, like Gecko, Safari) OmniWeb/v563.51	13	0.16%	54
62.	ns.cyberalert.com_Mozilla/4 (compatible; Webinator-indexer.cyberalert.com/2.56)	13	0.16%	32

	Visitor	Visits	% Visits	Hits
63.	crawl-66-249-64-4.googlebot.com_Googlebot/2.1 (+http://www.google.com/bot.html)	12	0.15%	13
64.	lj2538.inktomisearch.com_Mozilla/5.0 (compatible; Yahoo! Slurp; http://help.yahoo.com/help/us/ysearch/slurp)	12	0.15%	12
65.	crawl-66-249-71-42.googlebot.com_Googlebot/2.1 (+http://www.google.com/bot.html)	12	0.15%	16
66.	crawl-66-249-66-115.googlebot.com_Mozilla/5.0 (compatible; Googlebot/2.1; +http://www.google.com/bot.html)	12	0.15%	17
67.	64.95.64.80_NutchCVS/0.06-dev (Nutch; http://www.nutch.org/docs/en/bot.html; nutch-agent@lists.sourceforge.net)	12	0.15%	43
68.	crawl-66-249-64-7.googlebot.com_Googlebot/2.1 (+http://www.google.com/bot.html)	12	0.15%	15
69.	crawl-66-249-64-52.googlebot.com_Googlebot/2.1 (+http://www.google.com/bot.html)	11	0.14%	14
70.	196.40.18.20_Mozilla/4.0 (compatible; MSIE 5.5; Windows NT 5.0) Fetch API Request	11	0.14%	11
71.	iris.unl.edu_Mozilla/5.0 (compatible; Yahoo! Slurp; http://help.yahoo.com/help/us/ysearch/slurp)	11	0.14%	15
72.	64.4.8.94_msnbot/1.0 (+http://search.msn.com/msnbot.htm)	11	0.14%	17
73.	crawl-66-249-64-44.googlebot.com_Googlebot/2.1 (+http://www.google.com/bot.html)	11	0.14%	16
74.	65.89.233.17_Mozilla/4.0 (compatible; MSIE 6.0; Windows NT 5.1; SV1; .NET CLR 1.1.4322; MSIECrawler)	10	0.13%	31
75.	lj2092.inktomisearch.com_Mozilla/5.0 (compatible; Yahoo! Slurp; http://help.yahoo.com/help/us/ysearch/slurp)	10	0.13%	10
76.	www.nfeed.com_Mozilla/5.0 (Macintosh; U; PPC Mac OS X; en) AppleWebKit/412 (KHTML, like Gecko) Safari/412	10	0.13%	10
77.	crawl-66-249-64-14.googlebot.com_Googlebot/2.1 (+http://www.google.com/bot.html)	10	0.13%	10
78.	crawl-66-249-64-77.googlebot.com_Googlebot/2.1 (+http://www.google.com/bot.html)	10	0.13%	11
79.	211-255-21-72.rev.krline.net_-	10	0.13%	145
80.	p1.almaden.ibm.com_http://www.almaden.ibm.com/cs/crawler/9 [v08I:odrayab:9.1.64.25]		0.11%	9
81.	d161-080-222-225.dhcp.epa.gov_Mozilla/4.0 (compatible; MSIE 6.0; Windows NT 5.1; SV1; .NET CLR 1.1.4322)	9	0.11%	33
82.	crawl-66-249-71-55.googlebot.com_Googlebot/2.1 (+http://www.google.com/bot.html)	9	0.11%	9

	Visitor	Visits	% Visits	Hits
83.	crawl-66-249-71-18.googlebot.com_Googlebot/2.1 (+http://www.google.com/bot.html)	9	0.11%	18
84.	lj2011.inktomisearch.com_Mozilla/5.0 (compatible; Yahoo! Slurp; http://help.yahoo.com/help/us/ysearch/slurp)	9	0.11%	13
85.	lj2371.inktomisearch.com_Mozilla/5.0 (compatible; Yahoo! Slurp; http://help.yahoo.com/help/us/ysearch/slurp)	8	0.10%	12
86.	iris.unl.edu_ichiro/1.0 (ichiro@nttr.co.jp)	8	0.10%	25
87.	crawl-66-249-64-33.googlebot.com_Googlebot/2.1 (+http://www.google.com/bot.html)	8	0.10%	21
88.	crawl-66-249-64-47.googlebot.com_Googlebot/2.1 (+http://www.google.com/bot.html)	8	0.10%	10
89.	alabama.rtp.epa.gov_Mozilla/4.0 (compatible; MSIE 6.0; Windows NT 5.1; SV1; .NET CLR 1.1.4322)	8	0.10%	115
90.	lj2029.inktomisearch.com_Mozilla/5.0 (compatible; Yahoo! Slurp; http://help.yahoo.com/help/us/ysearch/slurp)	8	0.10%	12
91.	crawl-66-249-71-32.googlebot.com_Googlebot/2.1 (+http://www.google.com/bot.html)	8	0.10%	25
92.	62.237.48.2_Mozilla/4.0 (compatible; MSIE 6.0; Windows NT 5.1)	8	0.10%	8
93.	horseteam.org_Mozilla/4.0 (compatible; MSIE 6.0; Windows NT 5.2; .NET CLR 1.1.4322)	8	0.10%	30
94.	crawl-66-249-71-28.googlebot.com_Googlebot/2.1 (+http://www.google.com/bot.html)	8	0.10%	20
95.	crawl-66-249-64-68.googlebot.com_Googlebot/2.1 (+http://www.google.com/bot.html)	8	0.10%	16
96.	lj2439.inktomisearch.com_Mozilla/5.0 (compatible; Yahoo! Slurp; http://help.yahoo.com/help/us/ysearch/slurp)	8	0.10%	12
97.	213.208.8.12_gsa-crawler (Enterprise; GIX-01715; julian.strasser@group.novartis.com)	8	0.10%	43
98.	38.113.234.139_cf fetch/1.0	8	0.10%	9
99.	iris.unl.edu_msnbot/1.0 (+http://search.msn.com/msnbot.htm)	8	0.10%	9
100.	fuzz.cs.indiana.edu_Crawler0.1	8	0.10%	12
Subtotal for rows: 1 - 100		1,715	21.52%	12,177
Other		6,255	78.48%	22,988
Total		7,970	100.00%	35,165

items 1-100 of 200

Top Visitors - Help Card



Column Definitions

Visitor

The IP address, domain name, or cookie of the visitor.

Visits

Number of times the specified visitor visited your site. A visit is a series of actions that begins when a visitor views their first page from the server, and ends when the visitor leaves the site or remains idle beyond the idle-time limit. The default idle-time limit is thirty minutes. This time limit can be changed by the system administrator.

Hits

Number of hits attributed to the specified visitor. Each file requested by a visitor registers as a hit. There can be several hits on each page. While the volume of hits reflects the amount of server traffic, it is not an accurate reflection of the number of pages viewed.



Report Descriptions

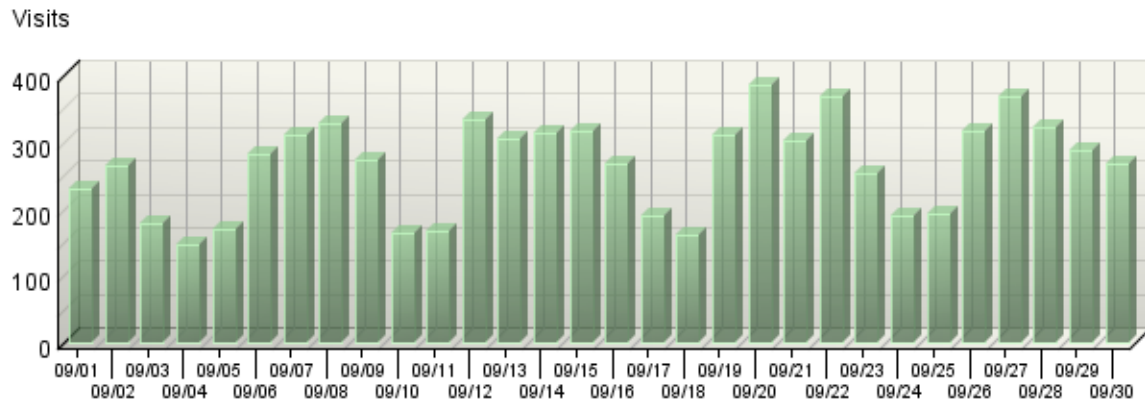
Consider the visitors who use the site most, and tailor your site to their interests and needs. If your site is an intranet, notice which employees use the site most, and find out what they like about it. You might also get feedback from those who use it the least and find out what they are looking for.

Note: If a visitor has a dynamic IP address, or if a group of visitors are behind a proxy server or firewall, this data might be misleading. In the case of a dynamic IP address, multiple IP addresses could be shown for a single visitor, and in the case of a firewall or proxy server, one IP address could be used by more than one visitor.

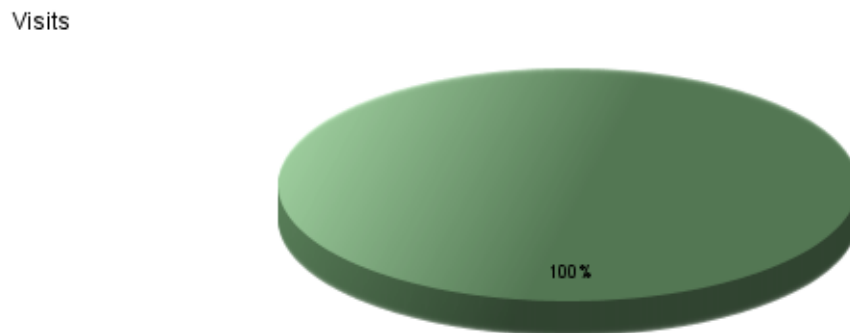
New vs. Return Visits

This report compares the number of visits by new and returning visitors to your site.

New vs. Return Visits Trend



New vs. Return Visits



■ Visitors Not Accepting Cookies

New vs. Return Visits

Visitor Type	Visits	% Visits
■ Visitors Not Accepting Cookies	7,970	100.00%
Total	7,970	100.00%

items 1-1 of 1

New vs. Return Visits - Help Card



Column Definitions

New Visitors

Visitors whose visit starts without any cookie information but acquires a cookie (or multiple cookies) during the visit. For single-page visits there is no way (without the use of SmartSource Data Collection) to distinguish a new visitor from a visitor that does not accept cookies. As a result these visits are categorized as Visitors Not Accepting Cookies.

Returning Visitors

Visitors who already had a cookie from your site when they visited.

Visitors Not Accepting Cookies

Visitors not accepting cookies from your site. There is no way to determine if these visitors are new or returning. Note that Express Analysis does not report on this information.

Visits

Number of visits by visitors who fit into the specified visitor category. A visit is a series of actions that begins when a visitor views their first page from the server, and ends when the visitor leaves the site or remains idle beyond the idle-time limit. The default idle-time limit is thirty minutes. This time limit can be changed by the system administrator.

%

Percentage of visitors who fit into the specified visitor category.



Report Descriptions

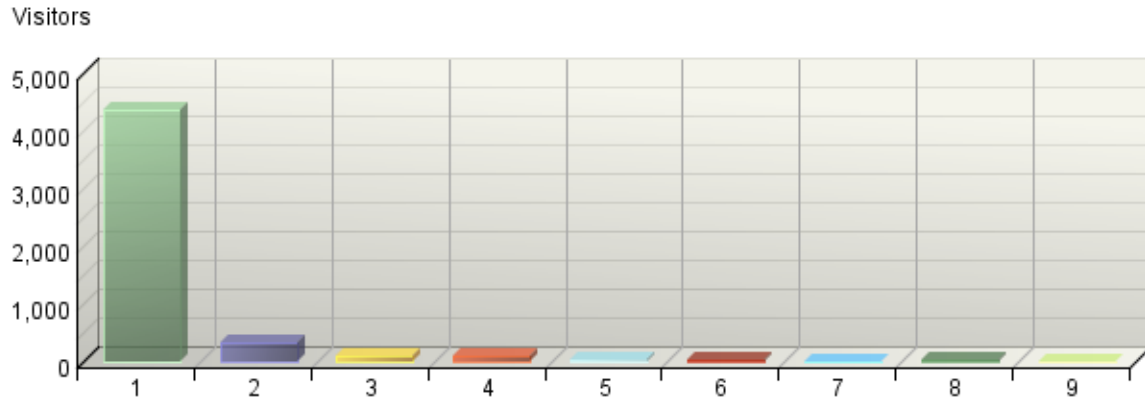
By tracking the ratio between new and return visits over a period of time, you can determine if your site is attracting enough returning visitors.

Note: This report uses only cookies to determine whether a visitor is new or returning. This information cannot therefore be correlated to visitor counts obtained using IP tracking. For example, when a visitor goes to a site that has session-based cookies but no permanent cookies, they will receive a cookie on their second hit and be labeled a new visitor. If they close their browser, wait an hour, and go back to the same site, they will have no cookies on their first hit (since the cookie they got previously was session-based) and will once again be issued a cookie on their second hit. If the site's logs are analyzed using the IP tracking method, the result is 1 unique visitor (determined using IP tracking), but 2 visits and 2 new or first-time visitors (determined using cookies).

Visitors by Number of Visits

This report shows the distribution of visitors based on how many times each visitor visited your site.

Visitors by Number of Visits



Visitors by Number of Visits

Number of Visits	Visitors	% Visitors
1 visit	4,353	85.64%
2 visits	333	6.55%
3 visits	101	1.99%
4 visits	113	2.22%
5 visits	39	0.77%
6 visits	25	0.49%
7 visits	16	0.31%
8 visits	19	0.37%
9 visits	5	0.10%
Other	79	1.55%
Total	5,083	100.00%

items 1-9 of 9

Visitors by Number of Visits - Help Card



Column Definitions

Number of Visits

The number of visits by each visitor during the period of the report.

Visitors

Number of individuals who came to your site the amount of times specified in the Number of Visits column.

%

Percentage of visitors who came to your site the amount of times specified in the Number of Visits column.



Report Descriptions

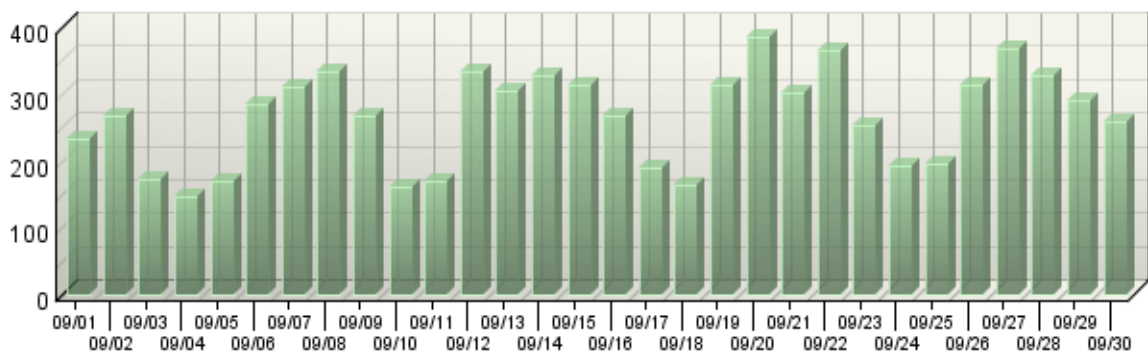
This information can indicate whether or not your site compels visitors to return. Updating web site content is one way to draw return visitors.

Visitors Trend

This report shows how many times visitors visited your web site and how long they stayed. The information is divided into time slices based on the duration of the log file. Some visits may span more than one time interval, and will be counted in each interval where they appear. The sum of visits for all intervals may therefore exceed the total visits shown in the Overview Dashboard page.

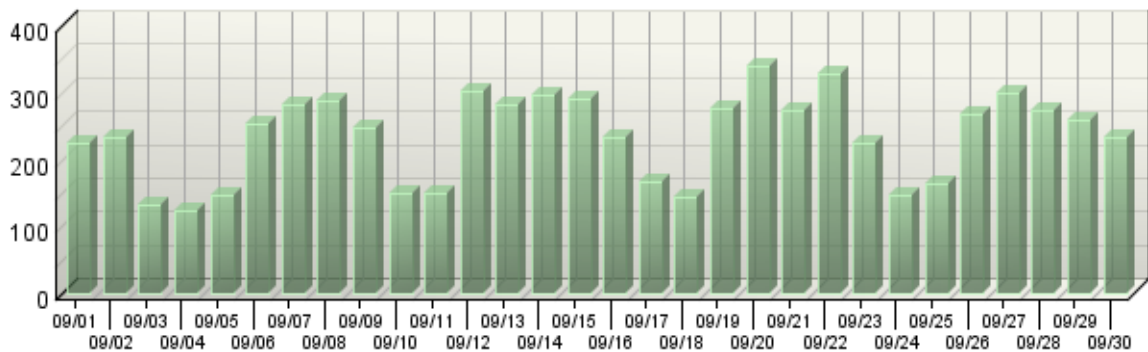
Active Visits Trend

Active Visits



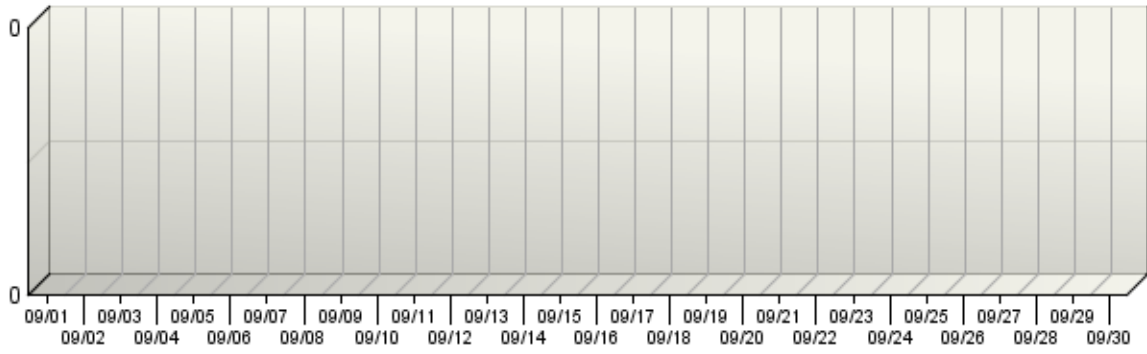
Visitors Trend

Visitors



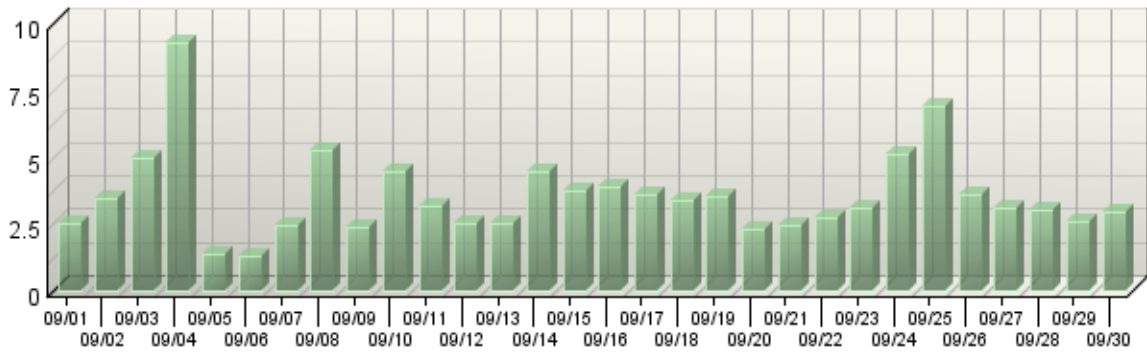
New Visitors Trend

New Visitors

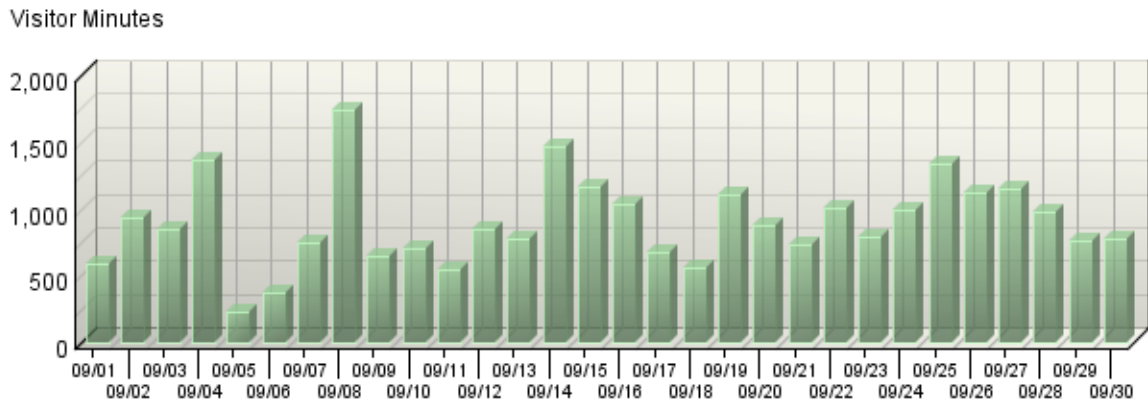


Average Length of Visit Trend

Average Visit Duration



Visitor Minutes Trend



Visitors Trend

Day	Active Visits	Visitors	New Visitors
09/01	232	225	0
09/02	269	233	0
09/03	172	132	0
09/04	147	123	0
09/05	170	147	0
09/06	286	254	0
09/07	310	282	0
09/08	333	289	0
09/09	269	248	0
09/10	160	151	0
09/11	171	151	0
09/12	334	302	0
09/13	304	282	0
09/14	329	295	0
09/15	314	292	0
09/16	267	233	0
09/17	189	167	0
09/18	164	145	0
09/19	313	276	0
09/20	386	340	0
09/21	303	273	0
09/22	365	327	0
09/23	253	225	0
09/24	194	148	0

Day	Active Visits	Visitors	New Visitors
09/25	195	165	0
09/26	314	269	0
09/27	367	300	0
09/28	327	273	0
09/29	291	260	0
09/30	260	233	0
Average	266	234	0
Total	-	-	0

items 1-30 of 30

Visitors Trend

Day	Average Visit Duration	Visitor Minutes
09/01	00:02:31	587.12
09/02	00:03:29	939.9
09/03	00:04:58	855.23
09/04	00:09:16	1,364.47
09/05	00:01:20	227.53
09/06	00:01:18	374.3
09/07	00:02:25	754.12
09/08	00:05:14	1,744.32
09/09	00:02:23	642.62
09/10	00:04:26	710
09/11	00:03:10	544.12
09/12	00:02:31	844.17
09/13	00:02:33	777.1
09/14	00:04:26	1,460.62
09/15	00:03:43	1,172.12
09/16	00:03:53	1,038.23
09/17	00:03:36	681.83
09/18	00:03:24	558.43
09/19	00:03:33	1,113.3
09/20	00:02:16	875.8
09/21	00:02:25	734.75
09/22	00:02:44	1,001.97
09/23	00:03:06	787.18
09/24	00:05:08	996.83
09/25	00:06:53	1,343.07
09/26	00:03:35	1,127.02
09/27	00:03:07	1,145.87

Day	Average Visit Duration	Visitor Minutes
09/28	00:03:00	982.62
09/29	00:02:37	762.2
09/30	00:02:58	771.92
Average	-	897.29
Total	-	26,918.73

items 1-30 of 30

Visitors Trend - Help Card



Column Definitions

Time Interval (hour, day, etc.)

A one-year report displays monthly time increments. A one-quarter report displays weekly time increments. A one-month report or a one-week report displays daily time increments. A daily report displays hourly time increments. An hour-long interval marked 12:00, for example, includes all activity between 12:00 and 12:59.

Active Visits

Number of active visits to your web site. If a visit spans multiple time intervals, it is counted in each interval. Every visit from a visitor is counted, even if the same visitor came to your web site multiple times. Also included are zero-length visits. A zero-length visit occurs when all hits for that visit are logged with the exact same time stamp.

Visitors

Number of individuals who visited your site during the report interval. For a daily report, if someone visits more than once, that person is counted only the first time he or she visits. Values of "-" indicate that the detailed data required is not available. This situation occurs when the Top Visitors report has reached its configured limit or when reports for the corresponding period are turned off. For non-daily reports, the visitor measure total is "-" since the same visitor can be counted in multiple intervals.

New Visitors

Number of visitors who had never visited your web site before.

Average Visit Duration

The average amount of time visitors spent at your site within the given time interval. The data is formatted as hh:mm:ss (hours:minutes:seconds). The average visit duration is calculated by dividing the value from the Visitor Minutes column by the value from the Active Visits column.

Visitor Minutes

Number of minutes your web site was viewed, regardless of who was viewing it.



Report Descriptions

Use this page to determine which times your web site is busiest.

Daily averages cut off visits that continue into the next day, whereas weekly averages do not. Therefore, weekly averages may appear a bit longer than daily averages.

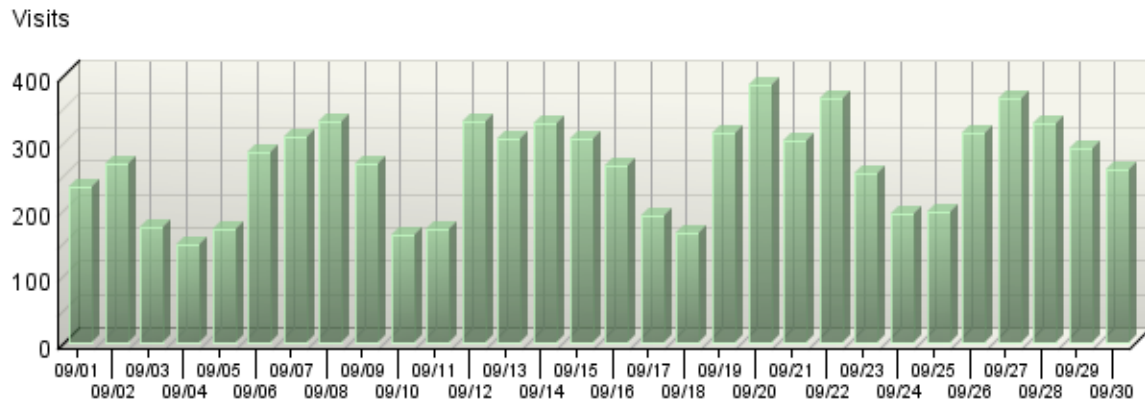
Total - The total for the column. Visits may span more than one time interval and are counted for each hour in this report. We therefore do not provide a total, which would be misleading.

Average - This row gives the average for each column.

Visits Trend

This report shows how the number of visits to your site changes over the course of the report period.

Visits Trend



Visits Trend

Day	Visits	% Visits
09/01	232	2.91%
09/02	269	3.38%
09/03	172	2.16%
09/04	147	1.84%
09/05	170	2.13%
09/06	286	3.59%
09/07	309	3.88%
09/08	332	4.17%
09/09	267	3.35%
09/10	160	2.01%
09/11	171	2.15%
09/12	332	4.17%
09/13	304	3.81%
09/14	329	4.13%
09/15	305	3.83%
09/16	265	3.33%
09/17	189	2.37%
09/18	164	2.06%
09/19	313	3.93%

Day	Visits	% Visits
09/20	386	4.84%
09/21	302	3.79%
09/22	365	4.58%
09/23	253	3.17%
09/24	194	2.43%
09/25	195	2.45%
09/26	314	3.94%
09/27	366	4.59%
09/28	327	4.10%
09/29	291	3.65%
09/30	260	3.26%
Total	7,969	100.00%

items 1-30 of 30

Visits Trend - Help Card



Column Definitions

Time Interval (hour, day, etc.)

A one-year report displays monthly time increments. A one-quarter report displays weekly time increments. A one-month report or a one-week report displays daily time increments. A daily report displays hourly time increments. An hour-long interval marked 12:00, for example, includes all activity between 12:00 and 12:59.

Visits

Number of visits to your site during the specified time interval. A visit is a series of actions that begins when a visitor views their first page from the server, and ends when the visitor leaves the site or remains idle beyond the idle-time limit. The default idle-time limit is thirty minutes. This time limit can be changed by the system administrator.

%

Percentage of visits to your site during the specified time interval compared with all visits to your site during the report period.



Report Descriptions

Periods of less activity can be considered good times for maintenance and content improvement.

Organizations

If you have enabled the WebTrends GeoTrends Database for this profile, this page will list the most active companies and other organizations visiting your web site.

Organizations

No data is available for this graph.

Organizations

No data is available for this table.

Organizations - Help Card



Column Definitions

Organization

The name of the organization, which could be a company, a government agency, a school, or any other type of organization. This name was determined by either of the following methods:

- The visitor's IP address matched an Intranet Domain configuration within the Admin Console.
- Looking up the visitor's IP address in the WebTrends GeoTrends Database.

Unknown

The organization could not be determined.

Domain Name

The text name (for example, webtrends.com) corresponding to the visitor's IP address. The domain name can be determined from any of the following methods:

- The domain was logged by the web server.
- The IP address matched an Intranet Domain configuration within the Admin Console.
- DNS resolution.

IP addresses that do not resolve to a domain by these methods are categorized as follows:

- Reserved IP Address - The IP address falls within a block of reserved addresses. For example, 192.168.x.x and 10.x.x.x addresses are reserved for private networks.
- Unresolved IP Address - Category for IP addresses that did not resolve to a domain (perhaps because DNS resolution was disabled).

The domain name shown is the second-level domain name, such as webtrends.com. For example, all visitors from sales.webtrends.com, us.sales.webtrends.com, and service.webtrends.com are combined in the statistics for webtrends.com. If the top-level domain name is a country code, then the third-level domain name is shown also (for example, anycompany.com.au).

Visits

Number of visits to your site from this organization. A visit is a series of actions that begins when a visitor views their first page from the server, and ends when the visitor leaves the site or remains idle beyond the idle-time limit. The default idle-time limit is thirty minutes. This time limit can be changed by the system administrator.

Hits

Number of hits to your site from this organization. Each file requested by a visitor registers as a hit. There can be several hits on each page. While the volume of hits reflects the amount of server traffic, it is not an accurate reflection of the number of pages viewed.



Report Descriptions

Use this information when you are interested in an organization as a whole, such as Webtrends Inc. You can identify the major domain names from each company, such as webtrends.com from WebTrends Inc.

Authenticated Usernames

This report identifies the true name and activity level of the visitors logging onto a server that requires a user name and password.

Authenticated Usernames Trend

No data is available for this graph.

Authenticated Usernames

No data is available for this graph.

Authenticated Usernames

No data is available for this table.

Authenticated Usernames - Help Card



Column Definitions

Authenticated Username

A visitor tracked by user name and password rather than by IP address. You may find more authenticated user names than total visitors because several persons may be using the same IP address. Since many ISPs dynamically assign IP addresses, and since multiple visitors may use a single IP address, authentication is a much more accurate way to identify visitors.

Visits

Number of times the specified visitor visited your site. A visit is a series of actions that begins when a visitor views their first page from the server, and ends when the visitor leaves the site or remains idle beyond the idle-time limit. The default idle-time limit is thirty minutes. This time limit can be changed by the system administrator.

Hits

Number of hits generated by the specified visitor. Each file requested by a visitor registers as a hit. There can be several hits on each page. While the volume of hits reflects the amount of server traffic, it is not an accurate reflection of the number of pages viewed.

%

Percentage of visits or hits to your site by the specified visitor out of those by all authenticated user names.



Report Descriptions

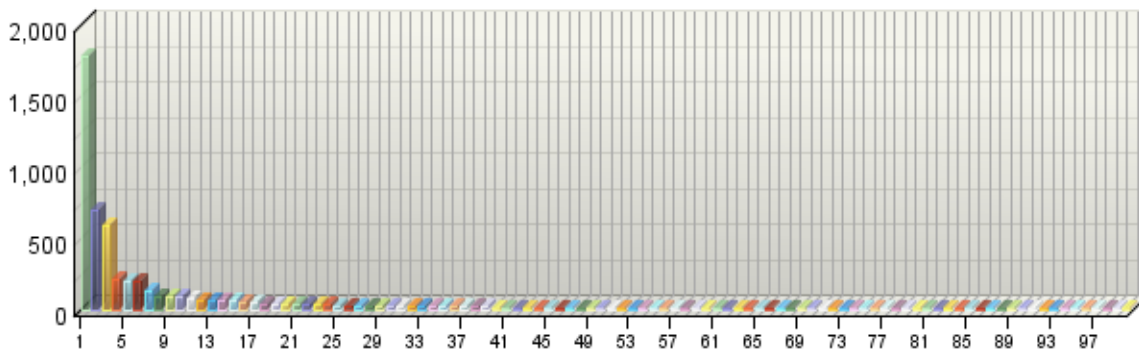
You may use this information for your marketing efforts, such as special promotions or newsletters.

Domain Names

This report lists the domain name that generates the most activity to your web site.

Domain Names

Visits



Domain Names

	Domain Name	Visits	% Visits	Hits
1.	Unresolved IP Address	1,788	22.44%	13,591
2.	googlebot.com	708	8.88%	1,165
3.	inktomisearch.com	600	7.53%	802
4.	aol.com	221	2.77%	272
5.	epa.gov	208	2.61%	4,113
6.	comcast.net	197	2.47%	762
7.	rr.com	129	1.62%	522
8.	cox.net	98	1.23%	387
9.	verizon.net	91	1.14%	401
10.	ask.com	90	1.13%	319
11.	yahoo.com	81	1.02%	244
12.	dslextreme.com	73	0.92%	89
13.	pacbell.net	72	0.90%	262
14.	msn.com	64	0.80%	119
15.	charter.com	63	0.79%	151
16.	bellsouth.net	59	0.74%	229
17.	rima-tde.net	48	0.60%	133
18.	swbell.net	47	0.59%	186
19.	ameritech.net	44	0.55%	168

	Domain Name	Visits	% Visits	Hits
20.	attbi.com	37	0.46%	170
21.	unl.edu	37	0.46%	84
22.	qwest.net	36	0.45%	157
23.	ibm.com	36	0.45%	53
24.	cyberalert.com	36	0.45%	69
25.	va.gov	33	0.41%	33
26.	adelphia.net	32	0.40%	144
27.	optonline.net	27	0.34%	101
28.	attens.net	26	0.33%	52
29.	mindspring.com	25	0.31%	98
30.	indiana.edu	25	0.31%	39
31.	hinet.net	25	0.31%	62
32.	cornell.edu	23	0.29%	36
33.	saix.net	23	0.29%	46
34.	sympatico.ca	22	0.28%	69
35.	covad.net	22	0.28%	97
36.	telesp.net.br	21	0.26%	55
37.	Level3.net	21	0.26%	73
38.	looksmart.com	21	0.26%	31
39.	bigclique.com	21	0.26%	21
40.	vsnl.net.in	20	0.25%	70
41.	af.mil	20	0.25%	120
42.	speedy.net.pe	18	0.23%	39
43.	prod-infinitem.com.mx	18	0.23%	61
44.	cnc.net	17	0.21%	57
45.	allresearch.com	17	0.21%	18
46.	army.mil	16	0.20%	60
47.	mchsi.com	16	0.20%	47
48.	alltel.net	16	0.20%	22
49.	dip0.t-ipconnect.de	16	0.20%	35
50.	become.com	15	0.19%	76
51.	bigpond.net.au	15	0.19%	67
52.	upc-a.chello.nl	15	0.19%	163
53.	theplanet.com	14	0.18%	16
54.	sify.net	14	0.18%	52
55.	asianet.co.th	13	0.16%	56
56.	speakeasy.net	13	0.16%	47
57.	bulldogdsl.com	13	0.16%	14
58.	shawcable.net	12	0.15%	47
59.	net.my	12	0.15%	49
60.	xo.net	12	0.15%	36

	Domain Name	Visits	% Visits	Hits
61.	frontiernet.net	11	0.14%	63
62.	krline.net	11	0.14%	148
63.	ttemi.com	11	0.14%	13
64.	t-dialin.net	11	0.14%	35
65.	Stanford.EDU	11	0.14%	20
66.	state.tx.us	11	0.14%	43
67.	sprint-hsd.net	11	0.14%	45
68.	virtua.com.br	10	0.13%	21
69.	btcentralplus.com	10	0.13%	31
70.	4u.com.gh	10	0.13%	13
71.	touchtelindia.net	10	0.13%	29
72.	fuse.net	10	0.13%	39
73.	idi.ntnu.no	10	0.13%	15
74.	nfeed.com	10	0.13%	10
75.	wbs.co.za	10	0.13%	32
76.	k12.co.us	9	0.11%	31
77.	singnet.com.sg	9	0.11%	10
78.	nitelnet.com	9	0.11%	32
79.	localhost	9	0.11%	70
80.	upc-h.chello.nl	9	0.11%	34
81.	wholefoods.com	9	0.11%	42
82.	dla.mil	8	0.10%	14
83.	untfd.com	8	0.10%	26
84.	picsearch.com	8	0.10%	8
85.	exabot.com	8	0.10%	9
86.	rogers.com	8	0.10%	27
87.	horseteam.org	8	0.10%	30
88.	auna.net	8	0.10%	39
89.	house.gov	8	0.10%	39
90.	home.com	8	0.10%	14
91.	btopenworld.com	7	0.09%	21
92.	ec.gc.ca	7	0.09%	23
93.	insightBB.com	7	0.09%	34
94.	battelle.org	7	0.09%	89
95.	coxinet.net	7	0.09%	10
96.	charter-stl.com	7	0.09%	27
97.	algx.net	7	0.09%	26
98.	state.pa.us	7	0.09%	24
99.	twtelecom.net	7	0.09%	32
100.	ncsu.edu	7	0.09%	26
Subtotal for rows: 1 - 100		5,905	74.10%	27,851

Domain Name	Visits	% Visits	Hits
Other	2,064	25.90%	7,305
Total	7,969	100.00%	35,156

items 1-100 of 200

Domain Names - Help Card



Column Definitions

Domain Name

The text name (for example, webtrends.com) corresponding to the visitor's IP address. The domain name can be determined from any of the following methods:

- The domain was logged by the web server.
- The IP address matched an Intranet Domain configuration within the Admin Console.
- DNS resolution.

IP addresses that do not resolve to a domain by these methods are categorized as follows:

- Reserved IP Address - The IP address falls within a block of reserved addresses. For example, 192.168.x.x and 10.x.x.x addresses are reserved for private networks.
- Unresolved IP Address - Category for IP addresses that did not resolve to a domain (perhaps because DNS resolution was disabled).

The domain name shown is the second-level domain name, such as webtrends.com. For example, all visitors from sales.webtrends.com, us.sales.webtrends.com, and service.webtrends.com are combined in the statistics for webtrends.com. If the top-level domain name is a country code, then the third-level domain name is shown also (for example, anycompany.com.au).

Visits

Number of visits to your site from this domain name. A visit is a series of actions that begins when a visitor views their first page from the server, and ends when the visitor leaves the site or remains idle beyond the idle-time limit. The default idle-time limit is thirty minutes. This time limit can be changed by the system administrator.

Hits

Number of hits to your site from this domain name. Each file requested by a visitor registers as a hit. There can be several hits on each page. While the volume of hits reflects the amount of server traffic, it is not an accurate reflection of the number of pages viewed.



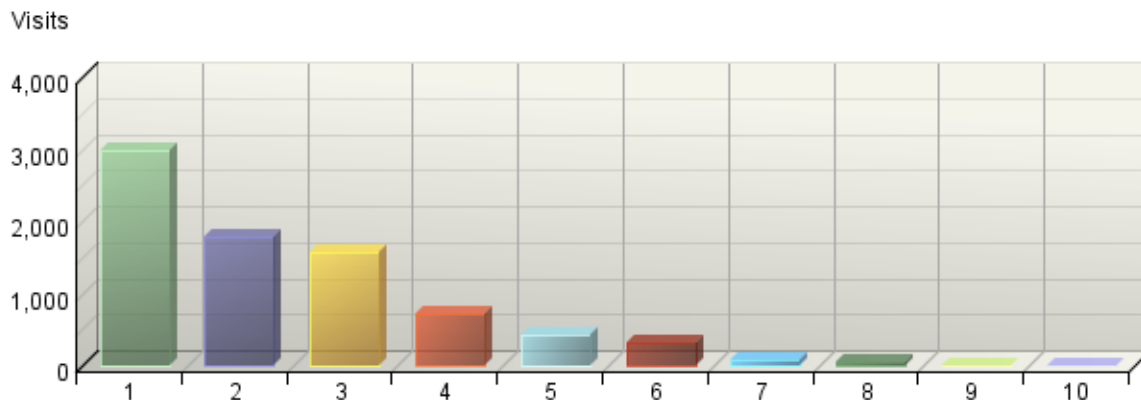
Report Descriptions

Use this information when you are interested in high-level domain names of visitors generating the most activity to your web site.

Top-Level Domain Types

This report provides a breakdown of top-level domain types.

Top-Level Domain Types



Top-Level Domain Types

Top-Level Domain Types	Visits	% Visits	Hits
Commercial	2,993	37.56%	6,689
Unresolved IP Address	1,789	22.45%	13,594
Network	1,575	19.76%	5,801
Unknown	722	9.06%	2,623
Education	418	5.25%	1,318
Government	324	4.07%	4,464
Organization	84	1.05%	418
Military	58	0.73%	224
ARPANET	5	0.06%	22
Business	1	0.01%	3
Total	7,969	100.00%	35,156

items 1-10 of 10

Top-Level Domain Types - Help Card



Column Definitions

Reserved IP Address

The IP address falls within a block of reserved addresses. For example, 192.168.x.x and 10.x.x.x addresses are reserved for private networks.

Unresolved IP Address

Category for IP addresses that did not resolve to a domain (perhaps because DNS resolution was disabled).

Unknown

The domain suffix did not match any of the top-level domain categories.

Top-Level Domain

The suffix of a domain name. A top-level domain can be based on the type of organization (.com, .edu, .museum, .name, etc) or it can be a country code (.uk, .de, .jp, .us, etc.). The top-level domain can be used to identify the type of web site. The following is a partial list of how this report categorizes top-level domains:

- ARPANET: .arpa
- Commercial: .com .co .com.[country code] .co.[country code] .firm.co .firm.ve .ltd.uk .info .biz
- Education: .edu .edu.[country-code] .ed.[country code] .ac.[country code] .school.[country code] .k12.[country code] .re.kr .sch.uk .edunet.tn
- International: .int .int.co .int.ve .intl.tn
- Government: .gov .gov.[country code] .gove.[country code] .go.[country code]
- Military: .mil .mil.[country code]
- Network: .net .ad.jp .ne.kr .net.[country code]
- Organization: .org .or .org.[country code] .or.[country code]
- Personal: .name

Visits

Number of visits to your site from the specified top-level domain. A visit is a series of actions that begins when a visitor views their first page from the server, and ends when the visitor leaves the site or remains idle beyond the idle-time limit. The default idle-time limit is thirty minutes. This time limit can be changed by the system administrator.

Hits

Number of hits to your site from the specified top-level domain. Each file requested by a visitor registers as a hit. There can be several hits on each page. While the volume of hits reflects the amount of server traffic, it is not an accurate reflection of the number of pages viewed.



Report Descriptions

Consider which types of organizations are interested in your site, and consider how you can interest other types of organizations.

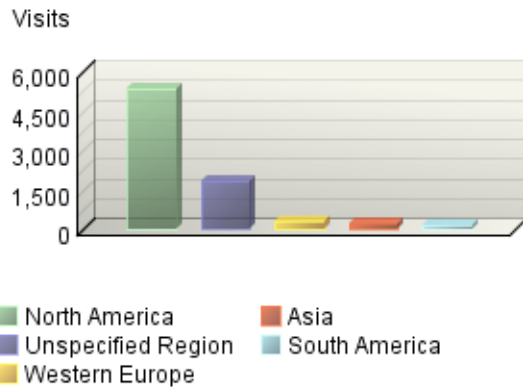
Note: This information can be displayed only if reverse DNS lookups have been performed. Even when DNS lookups are performed, some IP addresses cannot be resolved to a domain name.

Total - This represents the total visits or hits where there was sufficient information to identify the top-level domain. This number may be less than the total activity overall.

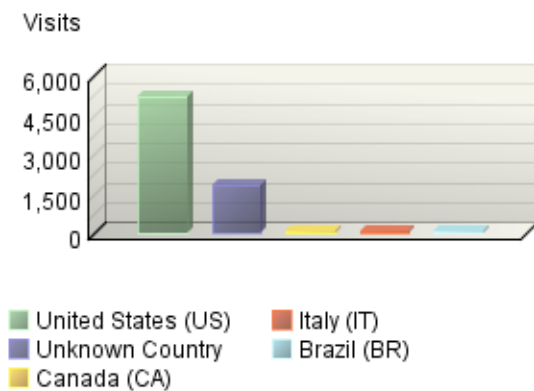
Geography Dashboard

This page contains key graphs and tables that provide an overview of this chapter. When viewing through the on-demand interface, you can click on the title of a graph or table to navigate to the corresponding page.

Regions



Countries



North American States and Provinces

No data is available for this graph.

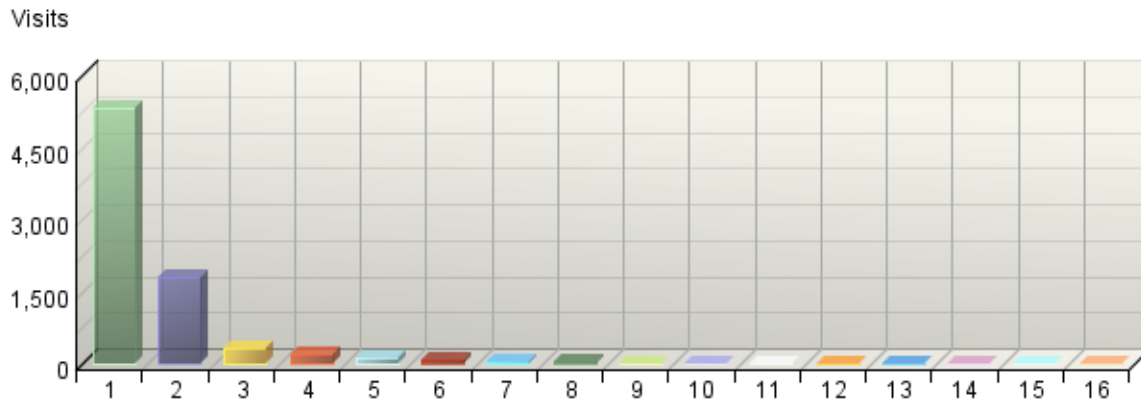
Cities

No data is available for this graph.

Regions

This report identifies the top geographic regions of the visitors to your site.

Regions



Regions

Regions	Visits	% Visits
1. North America	5,333	66.92%
2. Unspecified Region	1,808	22.69%
3. Western Europe	303	3.80%
4. Asia	188	2.36%
5. South America	122	1.53%
6. Eastern Europe	62	0.78%
7. Australia	42	0.53%
8. Northern Europe	41	0.51%
9. Middle East	18	0.23%
10. Southern Africa	17	0.21%
11. Western Africa	13	0.16%
12. Central America	7	0.09%
13. Pacific Islands	6	0.08%
14. Northern Africa	4	0.05%
15. Caribbean Islands	4	0.05%
16. Eastern Africa	1	0.01%
Total	7,969	100.00%

items 1-16 of 16

Regions - Help Card



Column Definitions

Regions

The geographic part of the world where visitors to your web site are located. "Unspecified Region" represents visitors whose geographic region could not be determined. "Unknown Region" represents visitors whose country has been determined but not identified with a specific region. If the WebTrends GeoTrends Database is turned on for this profile, the region is determined by looking up the visitor's IP address in this database. If GeoTrends is not enabled, the region will be determined from the domain name.

Visits

Number of visits from this geographic region. A visit is a series of actions that begins when a visitor views their first page from the server, and ends when the visitor leaves the site or remains idle beyond the idle-time limit. The default idle-time limit is thirty minutes. This time limit can be changed by the system administrator.

%

Percentage of total visits that were from this geographic region.



Report Descriptions

This information can help you meet the needs of your target audience as well as discover new audiences. Consider how you can make the content comprehensive and relevant to an international audience.

Values for "Unspecified Region" represent visitors whose geographic region cannot be determined. Values for "Unknown Region" represent visitors whose country can be determined but whose country is not associated with a specific region. Values for "Unknown States" or "Unknown Cities" represent hits for which the IP address does not match an entry in GeoTrends database. This is the case for countries that do not have states or simply entries for which this information was not provided in the GeoTrends database.

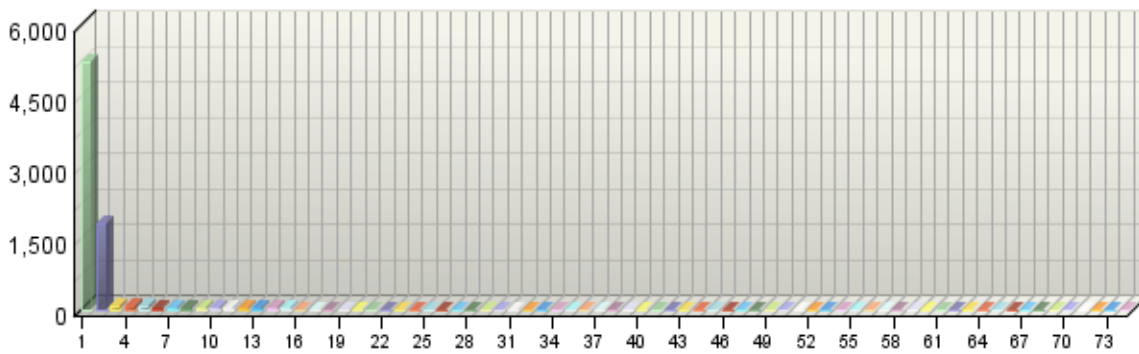
Note: Use this information carefully because it is based on Internet registration, and may not always be an accurate identifier of the visitor's actual location.

Countries

This report identifies the top countries of the visitors to your site.

Countries

Visits



Countries


	Countries	Visits	% Visits
1.	United States (US)	5,231	65.64%
2.	Unknown Country	1,808	22.69%
3.	Canada (CA)	72	0.90%
4.	Italy (IT)	69	0.87%
5.	Brazil (BR)	65	0.82%
6.	Netherlands (NL)	60	0.75%
7.	Japan (JP)	51	0.64%
8.	Germany (DE)	43	0.54%
9.	Australia (AU)	42	0.53%
10.	United Kingdom (UK)	36	0.45%
11.	Mexico (MX)	30	0.38%
12.	Thailand (TH)	30	0.38%
13.	Spain (ES)	23	0.29%
14.	India (IN)	23	0.29%
15.	France (FR)	22	0.28%
16.	Peru (PE)	20	0.25%
17.	Singapore (SG)	20	0.25%
18.	Malaysia (MY)	19	0.24%
19.	Greece (GR)	16	0.20%

	Countries	Visits	% Visits
20.	South Africa (ZA)	15	0.19%
21.	Argentina (AR)	15	0.19%
22.	Romania (RO)	14	0.18%
23.	Norway (NO)	14	0.18%
24.	Colombia (CO)	14	0.18%
25.	Taiwan (TW)	12	0.15%
26.	Finland (FI)	12	0.15%
27.	Ghana (GH)	12	0.15%
28.	Belgium (BE)	12	0.15%
29.	Poland (PL)	11	0.14%
30.	Philippines (PH)	10	0.13%
31.	Denmark (DK)	10	0.13%
32.	Czech Republic (CZ)	9	0.11%
33.	Viet Nam (VN)	8	0.10%
34.	Portugal (PT)	8	0.10%
35.	Turkey (TR)	7	0.09%
36.	Israel (IL)	6	0.08%
37.	New Zealand (NZ)	6	0.08%
38.	Guatemala (GT)	5	0.06%
39.	Chile (CL)	5	0.06%
40.	Yugoslavia (YU)	5	0.06%
41.	Sweden (SE)	5	0.06%
42.	Bulgaria (BG)	5	0.06%
43.	Austria (AT)	5	0.06%
44.	Croatia (Hrvatska) (HR)	5	0.06%
45.	Ireland (IE)	4	0.05%
46.	Morocco (MA)	4	0.05%
47.	Hungary (HU)	4	0.05%
48.	Indonesia (ID)	4	0.05%
49.	Korea (South) (KR)	3	0.04%
50.	Saudi Arabia (SA)	3	0.04%
51.	Switzerland (CH)	3	0.04%
52.	Uruguay (UY)	3	0.04%
53.	Lithuania (LT)	3	0.04%
54.	Russian Federation (RU)	3	0.04%
55.	Trinidad and Tobago (TT)	3	0.04%
56.	Cocos (Keeling) Islands (CC)	2	0.03%
57.	Slovak Republic (SK)	2	0.03%
58.	Pakistan (PK)	2	0.03%
59.	Kenya (KE)	1	0.01%
60.	Palestinian Territories (PS)	1	0.01%

	Countries	Visits	% Visits
61.	Malta (MT)	1	0.01%
62.	Bhutan (BT)	1	0.01%
63.	Zambia (ZM)	1	0.01%
64.	Bermuda (BM)	1	0.01%
65.	Nepal (NP)	1	0.01%
66.	Benin (BJ)	1	0.01%
67.	Mozambique (MZ)	1	0.01%
68.	Luxembourg (LU)	1	0.01%
69.	Estonia (EE)	1	0.01%
70.	China (CN)	1	0.01%
71.	Cyprus (CY)	1	0.01%
72.	Costa Rica (CR)	1	0.01%
73.	Hong Kong (HK)	1	0.01%
74.	Nicaragua (NI)	1	0.01%
	Total	7,969	100.00%

items 1-74 of 74

Countries - Help Card

 **Column Definitions**

Countries

If the WebTrends GeoTrends Database is turned on for this profile, the country is determined by looking up the visitor's IP address in this database. If GeoTrends is not enabled, the country will be determined from the domain name.

Visits

Number of visits from the specified country. A visit is a series of actions that begins when a visitor views their first page from the server, and ends when the visitor leaves the site or remains idle beyond the idle-time limit. The default idle-time limit is thirty minutes. This time limit can be changed by the system administrator.

%

Percentage of total visits from the specified country.

Unknown Country

The country associated with the visitor's domain name could not be determined.



Report Descriptions

This information can help you meet the needs of your target audience as well as discover new audiences. Consider how you can make the content comprehensive and relevant to an international audience.

Note: Use this information carefully because it is based on Internet registration, and may not always be an accurate identifier of the visitor's actual location.

North American States and Provinces

If you have enabled the WebTrends GeoTrends Database for this profile, this page will list the states and provinces of North America with your most active visitors.

North American States and Provinces

No data is available for this graph.

North American States and Provinces

No data is available for this table.

North American States and Provinces - Help Card



Column Definitions

States and Provinces

If the WebTrends GeoTrends Database is turned on for this profile, the location is determined by looking up the visitor's IP address in this database.

Visits

Number of visits from this state or province. A visit is a series of actions that begins when a visitor views their first page from the server, and ends when the visitor leaves the site or remains idle beyond the idle-time limit. The default idle-time limit is thirty minutes. This time limit can be changed by the system administrator.

%

Percentage of total visits from this state or province.



Report Descriptions

This information can help you meet the needs of your target audience as well as discover new audiences. Consider how you can make the content comprehensive and relevant to an international audience.

Note: Use this information carefully, because it is based on Internet registration and may not always be an accurate identifier of the visitor's actual location.

Cities

If you have enabled the WebTrends GeoTrends Database for this profile, this page will list the cities with your most active visitors.

Cities

No data is available for this graph.

Cities

No data is available for this table.

Cities - Help Card



Column Definitions

City

If the WebTrends GeoTrends Database is turned on for this profile, the location is determined by looking up the visitor's IP address in this database.

Visits

Number of visits from this city. A visit is a series of actions that begins when a visitor views their first page from the server, and ends when the visitor leaves the site or remains idle beyond the idle-time limit. The default idle-time limit is thirty minutes. This time limit can be changed by the system administrator.

%

Percentage of total visits from this city.



Report Descriptions

This information can help you meet the needs of your target audience as well as discover new audiences. Consider how you can make the content comprehensive and relevant to an international audience.

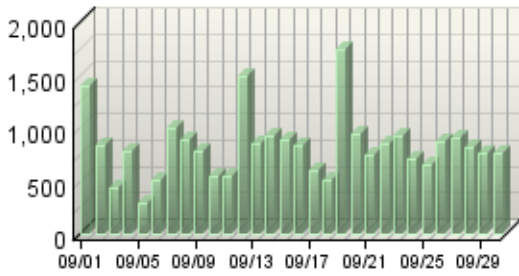
Note: Use this information carefully because it is based on Internet registration, and may not always be an accurate identifier of the visitor's actual location.

Pages Dashboard

This displays key graphs and tables that provide an overview of the Pages chapter. When viewing through the on-demand interface, you can click on the title of a graph or table to navigate to the corresponding page.

Page Views Trend

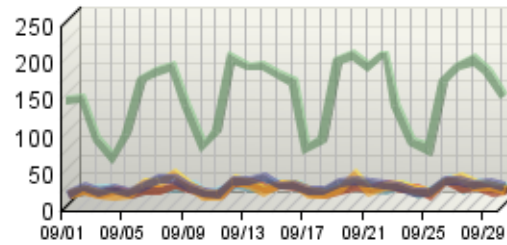
Page Views



■ Page Views

Pages Trend

Visits



■ /etop/ ■ /etop/epa/ ■ /etop/news/
 ■ /etop/user/ ■ /etop/devel...

Content Groups

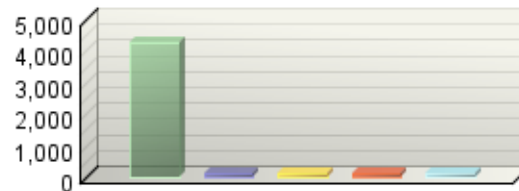
No data is available for this graph.

Page View Summary

Page Views	24,833
Average per Day	827
Average Page Views per Visit	3.12

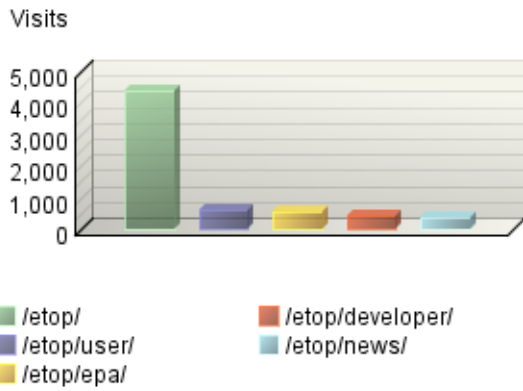
Entry Pages

Visits

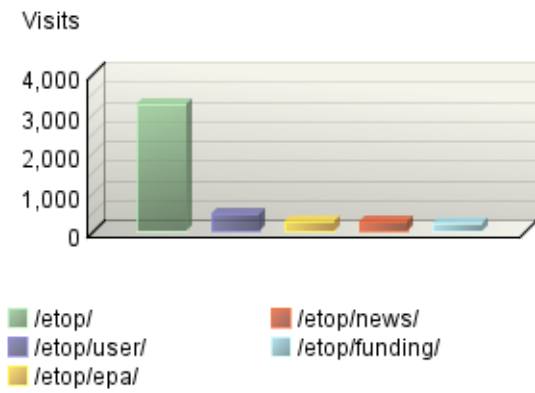


■ /etop/ ■ /etop/user/
 ■ /etop/funding/ ■ /etop/news/
 ■ /etop/nacept/particip/

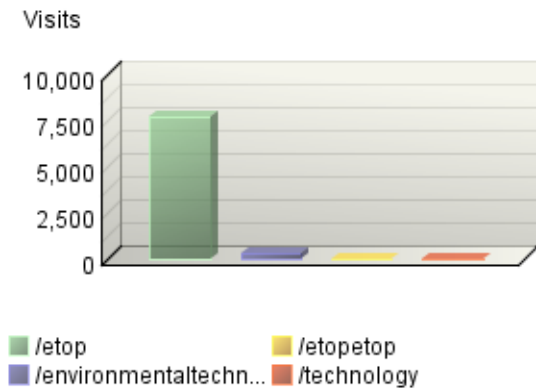
Pages



Exit Pages



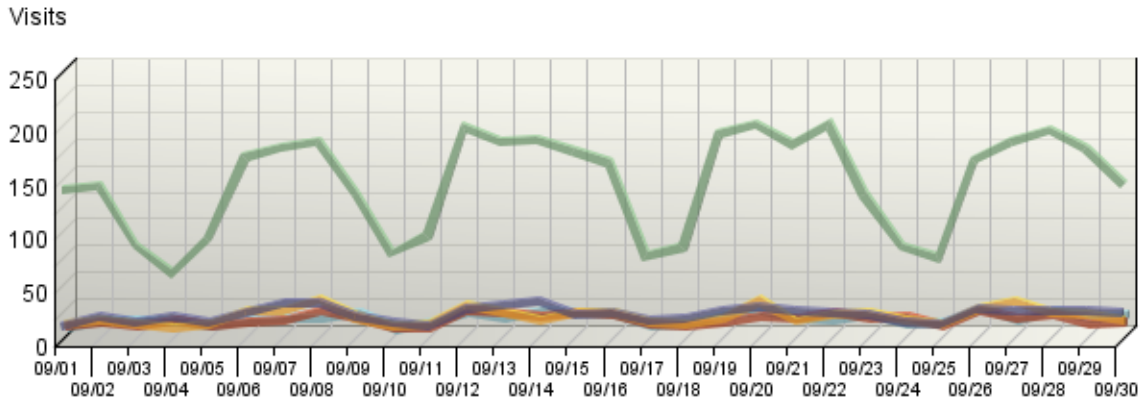
Directories



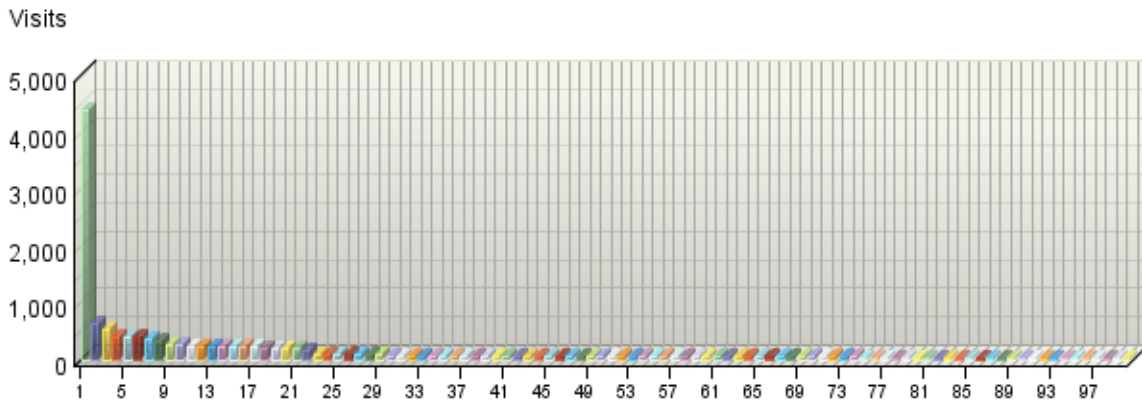
Pages

This identifies the most popular web pages on your site and shows you the number of visits for each, and displays the average length of time the page was viewed.

Pages Trend



Pages



Pages

	Pages	Visits	Views	Average Time Viewed
■ 1.	EPA: Environmental Technology Opportunities Portal (ETOP) http://www.epa.gov/etop/	4,377	5,324	00:01:22

	Pages	Visits	Views	Average Time Viewed
2.	EPA: ETOP: Technology Users: Technology Description Information http://www.epa.gov/etop/user/	640	784	00:02:55
3.	EPA: ETOP: EPA Programs http://www.epa.gov/etop/epa/	536	701	00:01:59
4.	EPA: ETOP: For Technology Developers http://www.epa.gov/etop/developer/	405	558	00:01:10
5.	EPA: ETOP: News http://www.epa.gov/etop/news/	395	487	00:02:07
6.	EPA: ETOP: Current Funding Opportunities http://www.epa.gov/etop/funding/	394	514	00:01:58
7.	EPA: ETOP: Environmental Technology Resources http://www.epa.gov/etop/other/	380	431	00:01:31
8.	EPA: ETOP: Financial Support/ Development Funding http://www.epa.gov/etop/developer/financial.html	340	377	00:01:47
9.	EPA: ETOP: Environmental Technology Council http://www.epa.gov/etop/forum/	274	388	00:01:36
10.	EPA: ETOP: Integrated Database Search http://www.epa.gov/etop/search/	267	318	00:01:38
11.	EPA: ETOP: Subscribe to EnvirotechNews http://www.epa.gov/etop/envirotechnews/	252	301	00:01:41
12.	EPA: ETOP: Marketing http://www.epa.gov/etop/developer/marketing.html	251	284	00:01:35
13.	EPA: ETOP: Demonstration and Verification Assistance http://www.epa.gov/etop/developer/demo.html	247	286	00:01:17
14.	EPA: Environmental Technology Opportunities Portal (ETOP) http://www.epa.gov/etop/naccept/	238	336	00:01:33
15.	EPA: ETOP: Where You Live http://www.epa.gov/etop/whereyoulive/	229	276	00:01:35
16.	EPA: ETOP: If you're saying "If only I had a technology that could solve http://www.epa.gov/etop/techconnection/techconnection.html	224	261	00:01:50
17.	EPA: ETOP: About ETOP http://www.epa.gov/etop/about_etop/	223	324	00:00:58
18.	EPA: ETOP: Quality Assurance http://www.epa.gov/etop/qa/	213	251	00:01:12
19.	EPA: ETOP: Information, Partnership & Advocacy Programs http://www.epa.gov/etop/developer/advocacy.html	209	245	00:02:03

	Pages	Visits	Views	Average Time Viewed
20.	EPA: ETOP: Quality Assurance http://www.epa.gov/etop/contact/	196	242	00:01:15
21.	EPA: Environmental Technology Opportunities Portal (ETOP) http://www.epa.gov/etop/nacept/particip/	192	235	00:04:00
22.	EPA: Environmental Technology Opportunities Portal (ETOP) http://www.epa.gov/etop/listserv/	167	198	00:01:40
23.	EPA: ETOP: ETC: Problem Statements: Recovering the Value of Waste for Environmental and Energy Sustainability http://www.epa.gov/etop/forum/problem/waste_gas.html	109	124	00:01:54
24.	EPA: ETOP: ETC: Problem Statements: Coal Gasification Team http://www.epa.gov/etop/forum/problem/coal_gasification.html	100	135	00:01:36
25.	EPA: Environmental Technology Opportunities Portal (ETOP) http://www.epa.gov/etop/nacept/charge/	96	135	00:01:12
26.	EPA: ETOP: CRADA http://www.epa.gov/etop/crada/	94	139	00:01:29
27.	EPA: Environmental Technology Opportunities Portal (ETOP) http://www.epa.gov/etop/nacept/agenda/	92	141	00:01:01
28.	EPA: ETOP: ETC: Problem Statements http://www.epa.gov/etop/forum/problem.html	89	124	00:02:32
29.	EPA: ETOP: National Environmental Technology Competition http://www.epa.gov/etop/netc/	88	129	00:01:35
30.	EPA: ETOP: ETC: Problem Statements: Application of Microarray Technology to Source and Finished Water Monitoring for Microbial Contaminants http://www.epa.gov/etop/forum/problem/microarray_technology.html	83	115	00:01:52
31.	EPA: ETOP: ETC: Problem Statements: Arsenic MCL Compliance for Small Drinking Water Systems http://www.epa.gov/etop/forum/problem/arsenic_mcl.html	79	110	00:01:22
32.	EPA: ET Forum http://www.epa.gov/etop/nacept/forum/	77	115	00:00:17
33.	EPA: ETOP: News Archive http://www.epa.gov/etop/news/archive/2004/01_04.html	76	104	00:01:02
34.	EPA: ETOP: Thesaurus of Environmental Technology Terms http://www.epa.gov/etop/user/thesaurus.html	74	104	00:02:35

	Pages	Visits	Views	Average Time Viewed
35.	EPA: ETOP: ETC: Member List http://www.epa.gov/etop/forum/members/	73	110	00:01:04
36.	EPA: ETOP: Example of an EnvirotechNews Announcement http://www.epa.gov/etop/techconnection/techconn_example.html	72	97	00:03:07
37.	EPA: ETOP: ETC: Forum Discussion Group Topics http://www.epa.gov/etop/forum/discuss/	72	111	00:01:07
38.	EPA: ETOP: ETC: Problem Statements: Urban Runoff http://www.epa.gov/etop/forum/problem/urban_runoff.html	71	99	00:04:15
39.	EPA: ETOP: ETC: Background http://www.epa.gov/etop/forum/background.html	69	100	00:01:56
40.	EPA: ETOP: CRADA http://www.epa.gov/environmentaltechnology/crada/	69	113	00:01:08
41.	EPA: ETOP: News Archive http://www.epa.gov/etop/news/archive/	69	91	00:02:40
42.	EPA: ETOP: ETC: Problem Statements: Technologies Promoting the Sustainable Use of Contaminated Sediments and the Beneficial Reuse of Waste-Related Materials http://www.epa.gov/etop/forum/problem/contam_sediments.html	68	101	00:01:50
43.	EPA: ETOP: ETC: About ETC Forum http://www.epa.gov/etop/forum/about/	67	100	00:04:00
44.	EPA: ETOP: ETC: Problem Statements: Remote Sensing Of Pollutants http://www.epa.gov/etop/forum/problem/remote_sensing.html	67	96	00:01:10
45.	EPA: ETOP: ETC: Brown Bags http://www.epa.gov/etop/forum/brownbags/	66	112	00:00:48
46.	EPA: ETOP: About ETOP http://www.epa.gov/etop/about_etop/report.html	65	91	00:01:13
47.	EPA: ETOP: ETC: Problem Statements: CAFO Pollution Prevention Technology Project Plan http://www.epa.gov/etop/forum/problem/cafo_p2tech.html	65	97	00:01:43
48.	EPA: ETOP: ETC: About ETC http://www.epa.gov/etop/forum/about/about_tc.html	62	95	00:01:01
49.	EPA: ETOP: Current Funding Opportunities http://www.epa.gov/etop/funding/archive/	61	98	00:02:18

	Pages	Visits	Views	Average Time Viewed
50.	EPA: ETOP: ETC: ORD Technology Workgroup - Member List http://www.epa.gov/etop/forum/workgroup/	60	80	00:02:48
51.	EPA: ETOP: ETC: Technology Council Member List http://www.epa.gov/etop/forum/members/tc_members.html	60	92	00:01:12
52.	EPA: ETOP: National Environmental Technology Competition http://www.epa.gov/environmentaltechnology/netc/	59	98	00:02:07
53.	EPA: ETOP: News http://www.epa.gov/etop/news/archive/2004/04_04.htm	59	81	00:03:02
54.	EPA: ETOP: News http://www.epa.gov/etop/news/archive/2004/05_04.htm	58	88	00:02:03
55.	EPA: ETOP: Current Funding Opportunities http://www.epa.gov/etop/funding/archive/06_04.html	58	86	00:01:34
56.	EPA: ETOP: ETC: Problem Statements: National EPA Lead Paint Action Team http://www.epa.gov/etop/forum/problem/lead_paint.html	58	86	00:02:03
57.	EPA: ETOP: Current Funding Opportunities http://www.epa.gov/etop/funding/archive/09_04.html	58	86	00:01:46
58.	EPA: ETOP: News http://www.epa.gov/etop/news/archive/2004/10_04.html	57	73	00:04:44
59.	EPA: ETOP: Current Funding Opportunities http://www.epa.gov/etop/funding/archive/02_04.html	57	75	00:04:09
60.	EPA: ETOP: ETC: Problem Statements: Recovering the Value of Waste for Environmental and Energy Sustainability Action Team http://www.epa.gov/etop/forum/problem/teams/waste_gas_team.html	57	85	00:02:02
61.	EPA: ETOP: ETC: Problem Statements: Continuous Fine Particulate Monitoring Action Team DRAFT Project Plans http://www.epa.gov/etop/forum/problem/teams/fine_part_monitor_team.html	57	79	00:03:41

	Pages	Visits	Views	Average Time Viewed
62.	EPA: ETOP: Technology Connection Announcement Form http://www.epa.gov/etop/techconnection/techconn_form.html	56	90	00:01:51
63.	EPA: ETOP: Current Funding Opportunities http://www.epa.gov/etop/funding/archive/11_04.html	55	72	00:02:57
64.	EPA: ETOP: ETC: Problem Statements: Arsenic MCL Compliance for Small Drinking Water Systems Action Team http://www.epa.gov/etop/forum/problem/teams/arsenic_mcl_team.html	55	78	00:02:52
65.	EPA: ETOP: ETC: Report To Congress http://www.epa.gov/etop/forum/about/report.html	55	84	00:03:02
66.	EPA: ETOP: Environmental Technology Council http://www.epa.gov/etop/etc/	54	97	00:01:44
67.	Untitled Document http://www.epa.gov/etop/nacept/forum/left_forum2.html	54	86	00:01:33
68.	EPA: ETOP: ETC: Problem Statements: Continuous Fine Particulate Monitoring Action Team DRAFT Project Plans http://www.epa.gov/etop/forum/problem/fine_part_monitor.html	53	90	00:00:58
69.	EPA: ETOP: Current Funding Opportunities http://www.epa.gov/environmentaltechnology/funding/archive/01_04.html	52	69	00:02:32
70.	EPA: ETOP: For Technology Developers http://www.epa.gov/environmentaltechnology/developer/	52	127	00:03:00
71.	EPA: ETOP: News http://www.epa.gov/environmentaltechnology/news/archive/2004/07_04.html	51	68	00:01:27
72.	EPA: ETOP: News http://www.epa.gov/environmentaltechnology/news/archive/2004/05_04.htm	51	69	00:00:31
73.	EPA: ETOP: Current Funding Opportunities http://www.epa.gov/environmentaltechnology/funding/	51	75	00:02:23
74.	EPA: ETOP: Environmental Technology Council http://www.epa.gov/etop/tc/	51	86	00:01:19

	Pages	Visits	Views	Average Time Viewed
75.	EPA: ETOP: ETC: Problem Statements: Improved Pesticide Application Equipment to Reduce Spray Drift http://www.epa.gov/etop/forum/problem/pest_application.html	50	83	00:02:52
76.	EPA: ETOP: ETC: Problem Statements: CAFO Pollution Prevention Technology Project Plan Action Team http://www.epa.gov/etop/forum/problem/teams/cafo_p2tech_team.html	49	77	00:00:37
77.	EPA: ETOP: ETC: Problem Statements: Remote Sensing Of Pollutants Action Team http://www.epa.gov/etop/forum/problem/teams/remote_sensing_team.html	49	77	00:01:42
78.	EPA: ETOP: ETC: Brown Bag Archives http://www.epa.gov/etop/forum/brownbags/archives.html	49	81	00:02:17
79.	EPA: ETOP: News http://www.epa.gov/etop/news/archive/2004/09_04.html	48	76	00:01:02
80.	EPA: Environmental Technology Opportunities Portal (ETOP) http://www.epa.gov/environmentaltechnology/listserv/	48	67	00:03:06
81.	EPA: ETOP: ETC: Problem Statements: Technologies Promoting the Sustainable Use of Contaminated Sediments and the Beneficial Reuse of Waste-Related Materials Action Team http://www.epa.gov/etop/forum/problem/teams/contam_sediments_team.html	46	81	00:01:08
82.	EPA: ETOP: ETC: Problem Statements: Coal Gasification Action Team http://www.epa.gov/etop/forum/problem/teams/coal_gasification_team.html	46	74	00:02:06
83.	EPA: ETOP: ETC: Report To Congress http://www.epa.gov/etop/etc/about/report.html	46	62	00:00:55
84.	EPA: ETOP: http://www.epa.gov/etop/news/archive/2004/product_expo.html	45	74	00:00:58
85.	EPA: ETOP: Marketing http://www.epa.gov/environmentaltechnology/developer/marketing.html	45	62	00:01:44
86.	EPA: ETOP: Current Funding Opportunities http://www.epa.gov/environmentaltechnology/funding/archive/03_04.htm	45	78	00:02:34
87.	EPA: ETOP: News http://www.epa.gov/etop/news/archive/2004/03_04.html	45	73	00:00:59

	Pages	Visits	Views	Average Time Viewed
88.	EPA: ETOP: Current Funding Opportunities http://www.epa.gov/etop/funding/archive/12_04.html	45	75	00:01:02
89.	EPA: ETOP: Region 1 Environmental Technology Development, Incentive, Advocate, & Information Programs http://www.epa.gov/etop/whereyoulive/region1/	45	66	00:03:02
90.	EPA: ETOP: ETC: Problem Statements: National EPA Lead Paint Action Team http://www.epa.gov/etop/forum/problem/teams/lead_paint_team.html	44	74	00:01:49
91.	EPA: ETOP: ETC: Problem Statements: Application of Microarray Technology to Source and Finished Water Monitoring for Microbial Contaminants http://www.epa.gov/etop/forum/problem/teams/microarray_technology_team.html	44	78	00:01:10
92.	EPA: ETOP: ETC: Problem Statements: Improved Pesticide Application Equipment to Reduce Spray Drift Action Team http://www.epa.gov/etop/forum/problem/teams/pest_application_team.html	44	74	00:01:23
93.	EPA: ETOP: Current Funding Opportunities http://www.epa.gov/etop/funding/archive/03_04.htm	43	75	00:03:32
94.	EPA: ETOP: News Archive http://www.epa.gov/environmentaltechnology/news/archive/2004/01_04.html	43	71	00:00:43
95.	EPA: ETOP: Funding: Clean Water Act http://www.epa.gov/environmentaltechnology/funding/clean_water.html	43	71	00:04:19
96.	EPA: ETOP: Current Funding Opportunities http://www.epa.gov/etop/funding/archive/10_04.html	43	71	00:03:16
97.	EPA: ETOP: Current Funding Opportunities http://www.epa.gov/environmentaltechnology/funding/archive/11_04.html	42	61	00:01:18
98.	EPA: ETOP: Current Funding Opportunities http://www.epa.gov/etop/funding/archive/01_04.html	42	72	00:01:43
99.	EPA: ETOP: News http://www.epa.gov/etop/news/archive/2004/08_04.html	42	70	00:03:21

	Pages	Visits	Views	Average Time Viewed
100.	EPA: ETOP: Thesaurus of Environmental Technology Terms http://www.epa.gov/environmentaltechnology/user/thesaurus.html	42	68	00:00:24
Subtotal for rows: 1 - 100		-	20,098	-
Other		-	4,735	-
Total		-	24,833	-

items 1-100 of 200

Pages

	Pages	Average Time to Serve (ms)
1.	EPA: Environmental Technology Opportunities Portal (ETOP) http://www.epa.gov/etop/	0
2.	EPA: ETOP: Technology Users: Technology Description Information http://www.epa.gov/etop/user/	0
3.	EPA: ETOP: EPA Programs http://www.epa.gov/etop/epa/	0
4.	EPA: ETOP: For Technology Developers http://www.epa.gov/etop/developer/	0
5.	EPA: ETOP: News http://www.epa.gov/etop/news/	0
6.	EPA: ETOP: Current Funding Opportunities http://www.epa.gov/etop/funding/	0
7.	EPA: ETOP: Environmental Technology Resources http://www.epa.gov/etop/other/	0
8.	EPA: ETOP: Financial Support/ Development Funding http://www.epa.gov/etop/developer/financial.html	0
9.	EPA: ETOP: Environmental Technology Council http://www.epa.gov/etop/forum/	0
10.	EPA: ETOP: Integrated Database Search http://www.epa.gov/etop/search/	0
11.	EPA: ETOP: Subscribe to EnvirotechNews http://www.epa.gov/etop/envirotechnews/	0
12.	EPA: ETOP: Marketing http://www.epa.gov/etop/developer/marketing.html	0

	Pages	Average Time to Serve (ms)
■ 13.	EPA: ETOP: Demonstration and Verification Assistance http://www.epa.gov/etop/developer/demo.html	0
■ 14.	EPA: Environmental Technology Opportunities Portal (ETOP) http://www.epa.gov/etop/nacept/	0
■ 15.	EPA: ETOP: Where You Live http://www.epa.gov/etop/whereyoulive/	0
■ 16.	EPA: ETOP: If you're saying &quot;If only I had a technology that could solve http://www.epa.gov/etop/techconnection/techconnection.html	0
■ 17.	EPA: ETOP: About ETOP http://www.epa.gov/etop/about_etop/	0
■ 18.	EPA: ETOP: Quality Assurance http://www.epa.gov/etop/qa/	0
■ 19.	EPA: ETOP: Information, Partnership & amp; Advocacy Programs http://www.epa.gov/etop/developer/advocacy.html	0
■ 20.	EPA: ETOP: Quality Assurance http://www.epa.gov/etop/contact/	0
■ 21.	EPA: Environmental Technology Opportunities Portal (ETOP) http://www.epa.gov/etop/nacept/particip/	0
■ 22.	EPA: Environmental Technology Opportunities Portal (ETOP) http://www.epa.gov/etop/listserv/	0
■ 23.	EPA: ETOP: ETC: Problem Statements: Recovering the Value of Waste for Environmental and Energy Sustainability http://www.epa.gov/etop/forum/problem/waste_gas.html	0
■ 24.	EPA: ETOP: ETC: Problem Statements: Coal Gasification Team http://www.epa.gov/etop/forum/problem/coal_gasification.html	0
■ 25.	EPA: Environmental Technology Opportunities Portal (ETOP) http://www.epa.gov/etop/nacept/charge/	0
■ 26.	EPA: ETOP: CRADA http://www.epa.gov/etop/crada/	0
■ 27.	EPA: Environmental Technology Opportunities Portal (ETOP) http://www.epa.gov/etop/nacept/agenda/	0
■ 28.	EPA: ETOP: ETC: Problem Statements http://www.epa.gov/etop/forum/problem.html	0

	Pages	Average Time to Serve (ms)
29.	EPA: ETOP: National Environmental Technology Competition http://www.epa.gov/etop/netc/	0
30.	EPA: ETOP: ETC: Problem Statements: Application of Microarray Technology to Source and Finished Water Monitoring for Microbial Contaminants http://www.epa.gov/etop/forum/problem/microarray_technology.html	0
31.	EPA: ETOP: ETC: Problem Statements: Arsenic MCL Compliance for Small Drinking Water Systems http://www.epa.gov/etop/forum/problem/arsenic_mcl.html	0
32.	EPA: ET Forum http://www.epa.gov/etop/naccept/forum/	0
33.	EPA: ETOP: News Archive http://www.epa.gov/etop/news/archive/2004/01_04.html	0
34.	EPA: ETOP: Thesaurus of Environmental Technology Terms http://www.epa.gov/etop/user/thesaurus.html	0
35.	EPA: ETOP: ETC: Member List http://www.epa.gov/etop/forum/members/	0
36.	EPA: ETOP: Example of an Envirotech News Announcement http://www.epa.gov/etop/techconnection/techconn_example.html	0
37.	EPA: ETOP: ETC: Forum Discussion Group Topics http://www.epa.gov/etop/forum/discuss/	0
38.	EPA: ETOP: ETC: Problem Statements: Urban Runoff http://www.epa.gov/etop/forum/problem/urban_runoff.html	0
39.	EPA: ETOP: ETC: Background http://www.epa.gov/etop/forum/background.html	0
40.	EPA: ETOP: CRADA http://www.epa.gov/environmentaltechnology/crada/	0
41.	EPA: ETOP: News Archive http://www.epa.gov/etop/news/archive/	0
42.	EPA: ETOP: ETC: Problem Statements: Technologies Promoting the Sustainable Use of Contaminated Sediments and the Beneficial Reuse of Waste-Related Materials http://www.epa.gov/etop/forum/problem/contam_sediments.html	0

	Pages	Average Time to Serve (ms)
43.	EPA: ETOP: ETC: About ETC Forum http://www.epa.gov/etop/forum/about/	0
44.	EPA: ETOP: ETC: Problem Statements: Remote Sensing Of Pollutants http://www.epa.gov/etop/forum/problem/remote_sensing.html	0
45.	EPA: ETOP: ETC: Brown Bags http://www.epa.gov/etop/forum/brownbags/	0
46.	EPA: ETOP: About ETOP http://www.epa.gov/etop/about_etop/report.html	0
47.	EPA: ETOP: ETC: Problem Statements: CAFO Pollution Prevention Technology Project Plan http://www.epa.gov/etop/forum/problem/cafo_p2tech.html	0
48.	EPA: ETOP: ETC: About ETC http://www.epa.gov/etop/forum/about/about_tc.html	0
49.	EPA: ETOP: Current Funding Opportunities http://www.epa.gov/etop/funding/archive/	0
50.	EPA: ETOP: ETC: ORD Technology Workgroup - Member List http://www.epa.gov/etop/forum/workgroup/	0
51.	EPA: ETOP: ETC: Technology Council Member List http://www.epa.gov/etop/forum/members/tc_members.html	0
52.	EPA: ETOP: National Environmental Technology Competition http://www.epa.gov/environmentaltechnology/netc/	0
53.	EPA: ETOP: News http://www.epa.gov/etop/news/archive/2004/04_04.htm	0
54.	EPA: ETOP: News http://www.epa.gov/etop/news/archive/2004/05_04.htm	0
55.	EPA: ETOP: Current Funding Opportunities http://www.epa.gov/etop/funding/archive/06_04.html	0
56.	EPA: ETOP: ETC: Problem Statements: National EPA Lead Paint Action Team http://www.epa.gov/etop/forum/problem/lead_paint.html	0

	Pages	Average Time to Serve (ms)
57.	EPA: ETOP: Current Funding Opportunities http://www.epa.gov/etop/funding/archive/09_04.html	0
58.	EPA: ETOP: News http://www.epa.gov/etop/news/archive/2004/10_04.html	0
59.	EPA: ETOP: Current Funding Opportunities http://www.epa.gov/etop/funding/archive/02_04.html	0
60.	EPA: ETOP: ETC: Problem Statements: Recovering the Value of Waste for Environmental and Energy Sustainability Action Team http://www.epa.gov/etop/forum/problem/teams/waste_gas_team.html	0
61.	EPA: ETOP: ETC: Problem Statements: Continuous Fine Particulate Monitoring Action Team DRAFT Project Plans http://www.epa.gov/etop/forum/problem/teams/fine_part_monitor_team.html	0
62.	EPA: ETOP: Technology Connection Announcement Form http://www.epa.gov/etop/techconnection/techconn_form.html	0
63.	EPA: ETOP: Current Funding Opportunities http://www.epa.gov/etop/funding/archive/11_04.html	0
64.	EPA: ETOP: ETC: Problem Statements: Arsenic MCL Compliance for Small Drinking Water Systems Action Team http://www.epa.gov/etop/forum/problem/teams/arsenic_mcl_team.html	0
65.	EPA: ETOP: ETC: Report To Congress http://www.epa.gov/etop/forum/about/report.html	0
66.	EPA: ETOP: Environmental Technology Council http://www.epa.gov/etop/etc/	0
67.	Untitled Document http://www.epa.gov/etop/nacept/forum/left_forum2.html	0
68.	EPA: ETOP: ETC: Problem Statements: Continuous Fine Particulate Monitoring Action Team DRAFT Project Plans http://www.epa.gov/etop/forum/problem/fine_part_monitor.html	0

	Pages	Average Time to Serve (ms)
69.	EPA: ETOP: Current Funding Opportunities http://www.epa.gov/environmentaltechnology/funding/archive/01_04.html	0
70.	EPA: ETOP: For Technology Developers http://www.epa.gov/environmentaltechnology/developer/	0
71.	EPA: ETOP: News http://www.epa.gov/environmentaltechnology/news/archive/2004/07_04.html	0
72.	EPA: ETOP: News http://www.epa.gov/environmentaltechnology/news/archive/2004/05_04.htm	0
73.	EPA: ETOP: Current Funding Opportunities http://www.epa.gov/environmentaltechnology/funding/	0
74.	EPA: ETOP: Environmental Technology Council http://www.epa.gov/etop/tc/	0
75.	EPA: ETOP: ETC: Problem Statements: Improved Pesticide Application Equipment to Reduce Spray Drift http://www.epa.gov/etop/forum/problem/pest_application.html	0
76.	EPA: ETOP: ETC: Problem Statements: CAFO Pollution Prevention Technology Project Plan Action Team http://www.epa.gov/etop/forum/problem/teams/cafo_p2tech_team.html	0
77.	EPA: ETOP: ETC: Problem Statements: Remote Sensing Of Pollutants Action Team http://www.epa.gov/etop/forum/problem/teams/remote_sensing_team.html	0
78.	EPA: ETOP: ETC: Brown Bag Archives http://www.epa.gov/etop/forum/brownbags/archives.html	0
79.	EPA: ETOP: News http://www.epa.gov/etop/news/archive/2004/09_04.html	0
80.	EPA: Environmental Technology Opportunities Portal (ETOP) http://www.epa.gov/environmentaltechnology/listserv/	0

	Pages	Average Time to Serve (ms)
81.	EPA: ETOP: ETC: Problem Statements: Technologies Promoting the Sustainable Use of Contaminated Sediments and the Beneficial Reuse of Waste-Related Materials Action Team http://www.epa.gov/etop/forum/problem/teams/contam_sediments_team.html	0
82.	EPA: ETOP: ETC: Problem Statements: Coal Gasification Action Team http://www.epa.gov/etop/forum/problem/teams/coal_gasification_team.html	0
83.	EPA: ETOP: ETC: Report To Congress http://www.epa.gov/etop/etc/about/report.html	0
84.	EPA: ETOP: http://www.epa.gov/etop/news/archive/2004/product_expo.html	0
85.	EPA: ETOP: Marketing http://www.epa.gov/environmentaltechnology/developer/marketing.html	0
86.	EPA: ETOP: Current Funding Opportunities http://www.epa.gov/environmentaltechnology/funding/archive/03_04.htm	0
87.	EPA: ETOP: News http://www.epa.gov/etop/news/archive/2004/03_04.html	0
88.	EPA: ETOP: Current Funding Opportunities http://www.epa.gov/etop/funding/archive/12_04.html	0
89.	EPA: ETOP: Region 1 Environmental Technology Development, Incentive, Advocate, & Information Programs http://www.epa.gov/etop/whereyoulive/region1/	0
90.	EPA: ETOP: ETC: Problem Statements: National EPA Lead Paint Action Team http://www.epa.gov/etop/forum/problem/teams/lead_paint_team.html	0
91.	EPA: ETOP: ETC: Problem Statements: Application of Microarray Technology to Source and Finished Water Monitoring for Microbial Contaminants http://www.epa.gov/etop/forum/problem/teams/microarray_technology_team.html	0
92.	EPA: ETOP: ETC: Problem Statements: Improved Pesticide Application Equipment to Reduce Spray Drift Action Team http://www.epa.gov/etop/forum/problem/teams/pest_application_team.html	0

	Pages	Average Time to Serve (ms)
93.	EPA: ETOP: Current Funding Opportunities http://www.epa.gov/etop/funding/archive/03_04.htm	0
94.	EPA: ETOP: News Archive http://www.epa.gov/environmentaltechnology/news/archive/2004/01_04.html	0
95.	EPA: ETOP: Funding: Clean Water Act http://www.epa.gov/environmentaltechnology/funding/clean_water.html	0
96.	EPA: ETOP: Current Funding Opportunities http://www.epa.gov/etop/funding/archive/10_04.html	0
97.	EPA: ETOP: Current Funding Opportunities http://www.epa.gov/environmentaltechnology/funding/archive/11_04.html	0
98.	EPA: ETOP: Current Funding Opportunities http://www.epa.gov/etop/funding/archive/01_04.html	0
99.	EPA: ETOP: News http://www.epa.gov/etop/news/archive/2004/08_04.html	0
100.	EPA: ETOP: Thesaurus of Environmental Technology Terms http://www.epa.gov/environmentaltechnology/user/thesaurus.html	0
	Subtotal for rows: 1 - 100	-
	Other	-
	Total	-

items 1-100 of 200

Pages - Help Card



Column Definitions

Pages

Any displayed page. You can specify for each profile the types of files that qualify as a page. These settings can be changed by the WebTrends administrator.

Visits

Number of visits to this page. A visit is a series of actions that begins when a visitor views the first page from the server, and ends when the visitor leaves the site or remains idle beyond the idle-time limit. The default idle-time limit is thirty minutes. This time limit can be changed by the system administrator.

Views

Number of times this page was viewed by visitors.

Average Time Viewed

Average length of time the specified page was viewed. (The format is hh:mm:ss - hours:minutes:seconds.)

Average Time to Serve

Average amount of time (in milliseconds) it took to serve each document during the specified time interval. The time to serve spans from the time the server got a page request until it transmitted all the data.

Note: Zero values in this column probably indicates that your web server is not logging Time to Serve information.



Report Descriptions

Pages with good content and design are more likely to attract visitors and be revisited. Less popular pages on a site can be made more appealing by improving the content or incorporating design elements similar to that on the more important pages. Always remember that people are far more interested in content than in design, and average view times can help determine which content is most important to your visitors.

Content Groups

This report identifies the most popular groups of web site pages and how often they were visited.

Content Groups Trend

No data is available for this graph.

Content Groups

No data is available for this graph.

Content Groups

No data is available for this table.

Content Groups - Help Card



Column Definitions

Content Group

A defined group of web pages with specific things in common, such as the same types of products, services, or information.

Visits

Number of visits where the visitor viewed at least one page in the specified content group. A visit is a series of actions that begins when a visitor views their first page from the server, and ends when the visitor leaves the site or remains idle beyond the idle-time limit. The default idle-time limit is thirty minutes. This time limit can be changed by the system administrator.

Hits

Each file requested by a visitor registers as a hit. There can be several hits on each page. While the volume of hits reflects the amount of server traffic, it is not an accurate reflection of the number of pages viewed.



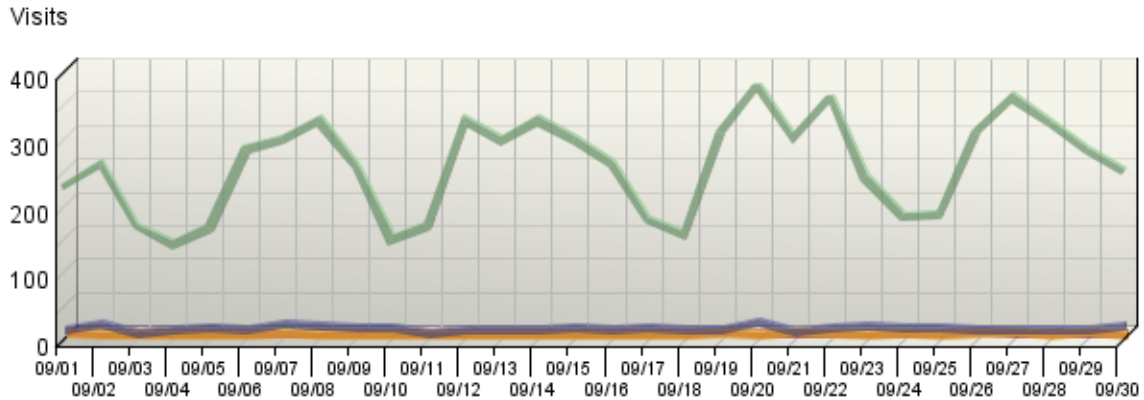
Report Descriptions

The information on this page can show you which content groups were most popular. This will reveal the reasons people visit your web site, and what is most interesting and least interesting to them.

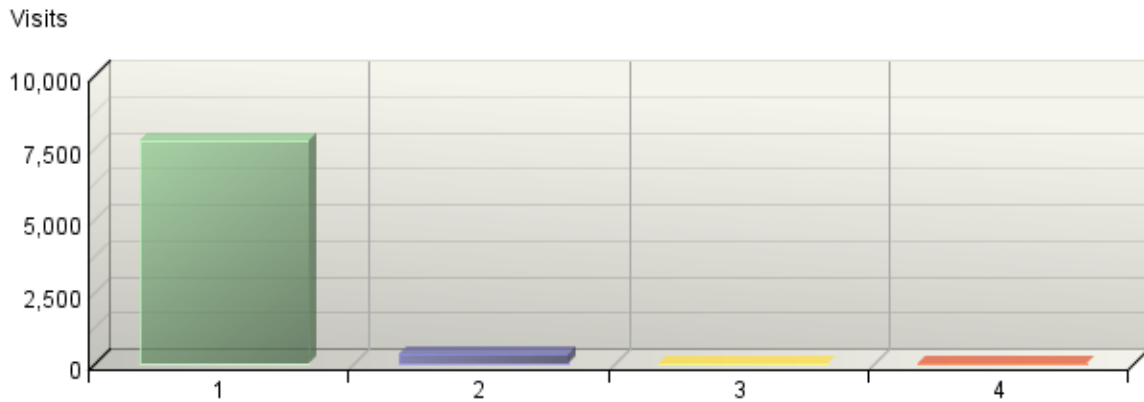
Directories

This report lists the most commonly accessed directories on your web site. This information can help determine the types of data most often requested.

Directories Trend



Directories



Directories

Path To Directory	Visits	Hits	Kbytes Transferred
1. http://www.epa.gov/etop	7,748	30,602	506,835
2. http://www.epa.gov/environmentaltechnology	356	4,239	61,487
3. http://www.epa.gov/etopetop	19	309	7,692
4. http://www.epa.gov/technology	3	6	187

Path To Directory	Visits	Hits	Kbytes Transferred
Total	-	35,156	576,199

items 1-4 of 4

Directories - Help Card



Column Definitions

Path to Directory

The full URL path to the directory being analyzed.

Visits

Number of visits to pages within the specified directory. A visit is a series of actions that begins when a visitor views their first page from the server, and ends when the visitor leaves the site or remains idle beyond the idle-time limit. The default idle-time limit is thirty minutes. This time limit can be changed by the system administrator.

Hits

Each file requested by a visitor registers as a hit. There can be several hits on each page. While the volume of hits reflects the amount of server traffic, it is not an accurate reflection of the number of pages viewed.

Kbytes Transferred

Number of kilobytes of data transferred by the server from the specified directory to your visitors.



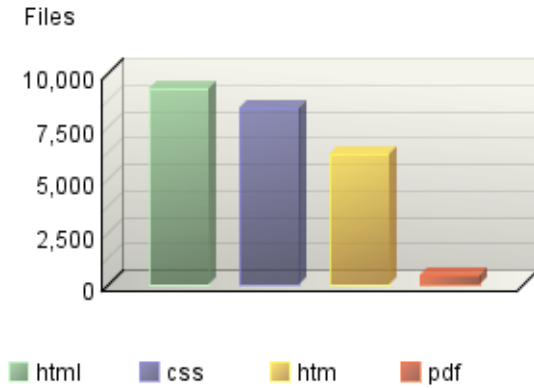
Report Descriptions

This report indicates the content visitors are most interested in. Use this information to determine which content areas to develop further, which areas to focus on less, and how you can arrange your content most effectively. If the table is sorted by kilobytes of data transferred, this page reveals what kind of data the server spends the most time transferring, and may suggest different ways to organize your data, or different ways to distribute the server load if you have more than one server.

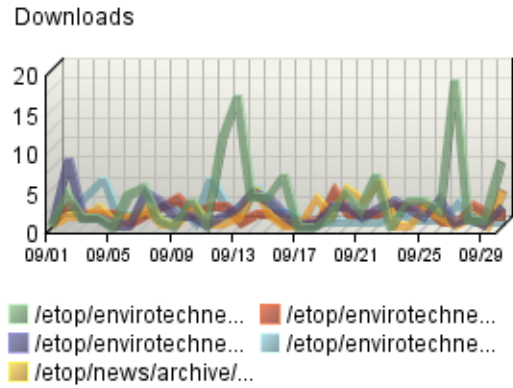
Files Dashboard

This displays key graphs and tables that provide an overview of the Files chapter. When viewing through the on-demand interface, you can click on the title of a graph or table to navigate to the corresponding page.

Accessed File Types by Files



Downloaded Files Trend



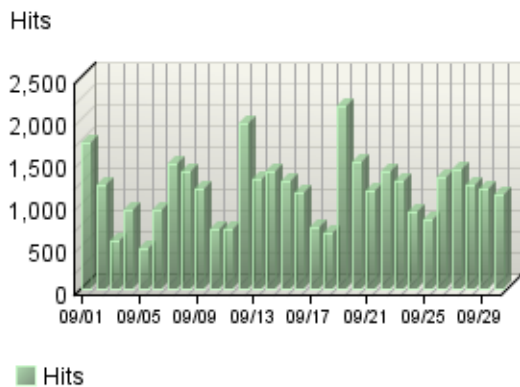
Uploaded Files

No data is available for this graph.

Hit Summary

Successful Hits for Entire Site	35,156
Average Hits per Day	1,171
Home Page Hits	-

Hits Trend

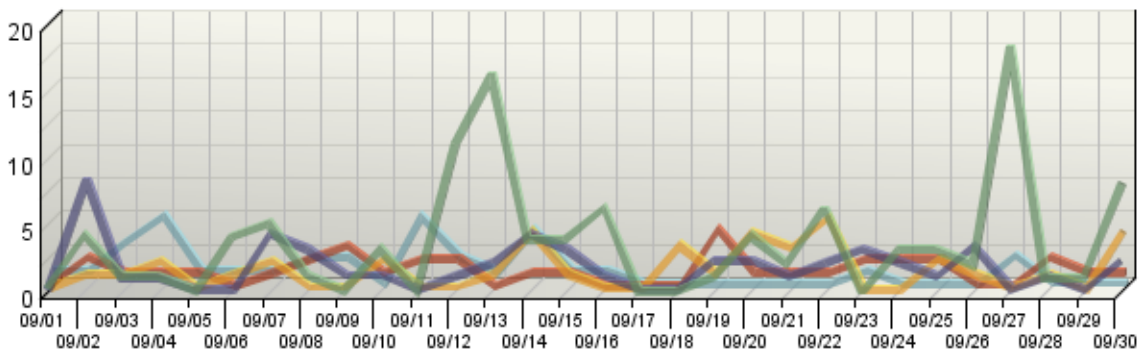


Downloaded Files

This report identifies the most popular files downloaded from your site.

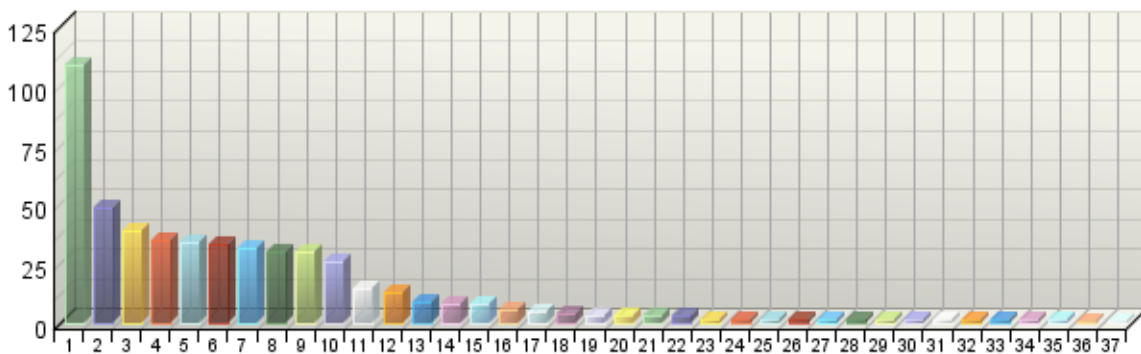
Downloaded Files Trend

Downloads



Downloaded Files

Downloads



Downloaded Files

	Downloaded Files	Downloads	% Downloads	Visits
1.	http://www.epa.gov/etop/envirotechnews/ envirotechnews_9_05.pdf	109	20.76%	55
2.	http://www.epa.gov/etop/envirotechnews/ envirotechnews_4_05.pdf	49	9.33%	41
3.	http://www.epa.gov/etop/news/archive/2004/ wanted_flyer_05.pdf	39	7.43%	32

	Downloaded Files	Downloads	% Downloads	Visits
4.	http://www.epa.gov/etop/envirotechnews/ envirotechnews_6_05.pdf	35	6.67%	30
5.	http://www.epa.gov/etop/envirotechnews/ envirotechnews_3_05.pdf	34	6.48%	27
6.	http://www.epa.gov/etop/envirotechnews/ envirotechnews_7_05.pdf	33	6.29%	28
7.	http://www.epa.gov/etop/envirotechnews/ envirotechnews_8_05.pdf	32	6.10%	25
8.	http://www.epa.gov/etop/forum/etc_charter_ 2-5-04.pdf	30	5.71%	26
9.	http://www.epa.gov/etop/forum/etc_memo.pdf	30	5.71%	24
10.	http://www.epa.gov/etop/envirotechnews/ envirotechnews_5_05.pdf	26	4.95%	24
11.	http://www.epa.gov/etop/envirotechnews/ EnvirotechNews_9-05-test2.pdf	15	2.86%	1
12.	http://www.epa.gov/etop/tc/etc_charter_2-5-04. pdf	13	2.48%	10
13.	http://www.epa.gov/etop/tc/etc_memo.pdf	9	1.71%	6
14.	http://www.epa.gov/etop/news/archive/2004/ ord_product_expo_flyer.pdf	8	1.52%	7
15.	http://www.epa.gov/environmentaltechnology/ news/archive/2004/ord_product_expo_flyer.pdf	8	1.52%	7
16.	http://www.epa.gov/environmentaltechnology/ news/archive/2004/wanted_flyer_05.pdf	6	1.14%	6
17.	http://www.epa.gov/environmentaltechnology/ envirotechnews/envirotechnews_6_05.pdf	5	0.95%	5
18.	http://www.epa.gov/environmentaltechnology/ envirotechnews/envirotechnews_9_05.pdf	4	0.76%	2
19.	http://www.epa.gov/etop/envirotechnews/ envirotechnews_2_05.pdf	3	0.57%	3
20.	http://www.epa.gov/etop/etc/etc_charter_ 2-5-04.pdf	3	0.57%	3
21.	http://www.epa.gov/etop/etc/etc_memo.pdf	3	0.57%	3
22.	http://www.epa.gov/environmentaltechnology/ envirotechnews/envirotechnews_4_05.pdf	3	0.57%	3
23.	http://www.epa.gov/environmentaltechnology/ envirotechnews/envirotechnews_6_05-2.pdf	2	0.38%	2
24.	http://www.epa.gov/environmentaltechnology/ envirotechnews/EnvirotechNews_9-05-test1. pdf	2	0.38%	2
25.	http://www.epa.gov/environmentaltechnology/ forum/etc_charter_2-5-04.pdf	2	0.38%	2
26.	http://www.epa.gov/environmentaltechnology/ cns/poster.pdf	2	0.38%	2
27.	http://www.epa.gov/environmentaltechnology/ envirotechnews/envirotechnews_5_05.pdf	2	0.38%	2

	Downloaded Files	Downloads	% Downloads	Visits
28.	http://www.epa.gov/environmentaltechnology/envirotechnews/envirotechnews_2_05.pdf	2	0.38%	2
29.	http://www.epa.gov/environmentaltechnology/envirotechnews/envirotechnews_3_05.pdf	2	0.38%	2
30.	http://www.epa.gov/environmentaltechnology/forum/etc_memo.pdf	2	0.38%	2
31.	http://www.epa.gov/environmentaltechnology/envirotechnews/envirotechnews_7_05.pdf	2	0.38%	2
32.	http://www.epa.gov/environmentaltechnology/envirotechnews/envirotechnews_1_05.pdf	2	0.38%	2
33.	http://www.epa.gov/environmentaltechnology/envirotechnews/envirotechnews_8_05.pdf	2	0.38%	2
34.	http://www.epa.gov/etop/envirotechnews/envirotechnews_12_04.pdf	2	0.38%	2
35.	http://www.epa.gov/environmentaltechnology/envirotechnews/envirotechnews_12_04.pdf	2	0.38%	2
36.	http://www.epa.gov/etopetop/cns/poster.pdf	1	0.19%	1
37.	http://www.epa.gov/etop/envirotechnews/envirotechnews_1_05.pdf	1	0.19%	1
Total		525	100.00%	396

items 1-37 of 37

Downloaded Files - Help Card



Column Definitions

Files

The path and filename of the file being analyzed.

Downloads

Number of times the specified file was downloaded by a visitor. If an error occurred during a transfer, the transfer is not counted. Note that downloaded PDF files may cause an inflated count.

Visits

Number of visits that accessed the specified files. A visit is a series of actions that begins when a visitor views their first page from the server, and ends when the visitor leaves the site or remains idle beyond the idle-time limit. The default idle-time limit is thirty minutes. This time limit can be changed by the system administrator.



Report Descriptions

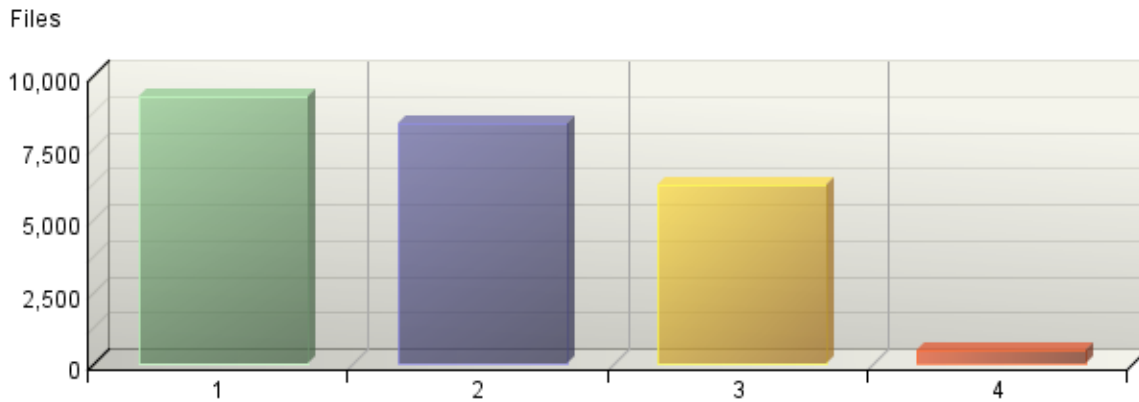
If you are using an SDC data source, then this report is not applicable.

This information shows you the most popular downloadable files on your web site. Files that don't appear on the list, or appear low on the list, may require maintenance such as decreasing the file size, improving link placement, or elimination to make room for more popular content.

Accessed File Types

This report identifies the types of files accessed on your site and the total number of kilobytes of data transferred for each file type. Cached requests and erred hits are excluded from the totals.

Accessed File Types by Files



Accessed File Types

File Type	Files	% Files	Kbytes Transferred
1. html	9,260	38.11%	320,330
2. css	8,363	34.42%	23,553
3. htm	6,206	25.54%	205,328
4. pdf	471	1.94%	26,990
Total	24,300	100.00%	576,199

items 1-4 of 4

Accessed File Types - Help Card



Column Definitions

File Type

Identifies types of files by their file extension. For example, a file named graphic.gif is identified as type "gif."

Files

Number of files of the specified type accessed by visitors to your site.

Kbytes Transferred

Number of kilobytes of data transferred for all files of the specified type.



Report Descriptions

This report provides general statistics for the type of data that visitors access on your site.

Uploaded Files

This report identifies the most popular files uploaded from a client to your servers using FTP PUT, HTTP PUT, or HTTP POST.

Uploaded Files

No data is available for this graph.

Uploaded Files

No data is available for this table.

Uploaded Files - Help Card



Column Definitions

Files

The path and filename of the uploaded file being analyzed. Uploaded files correspond to a POST entry in the web server log file. If the field names are provided, then you will find the uploaded files listed in the METHOD field.

Visits

Number of visits to your site where the specified file was uploaded to your servers. A visit is a series of actions that begins when a visitor views their first page from the server, and ends when the visitor leaves the site or remains idle beyond the idle-time limit. The default idle-time limit is thirty minutes. This time limit can be changed by the system administrator.

Uploads

Number of times the specified file was uploaded to your site. If an error occurred during a transfer, the transfer is not counted.



Report Descriptions

If you are using an SDC data source, then this report is not applicable.

This report presents information on files that were uploaded to your servers during the period of the report. You may want to run virus scans on uploaded files.