

NCER Original Abstracts Monthly Statistics

Monthly Report: January 2009

January 1, 2009 12:00:00 AM – January 31, 2009 11:59:59 PM

This report was generated by WebTrends 7 - Professional, Version: 7.1b, Build: 15447 .
Monday, March 16, 2009 1:06:32 PM
Final report conversion by WebTrends Report Exporter, Version 7.1b (build 15376)

Copyright (C) 1996-2005 NetIQ Corporation. All rights reserved.

Table of Contents

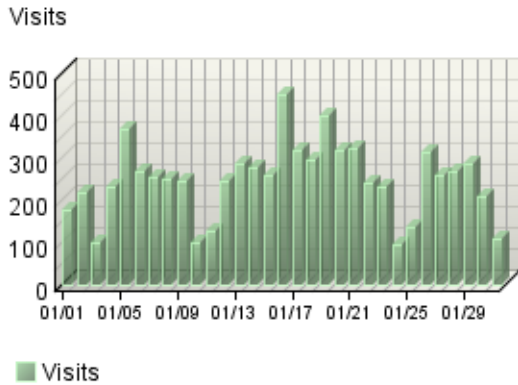
Overview Dashboard	1
Activity Dashboard	3
Navigation Dashboard	5
Pages Dashboard	6
Search Engines Dashboard	8
Visitors Dashboard	9
Referring Site	11
Referring Domain	13
Referring Page	15
Initial Referrers	17
Most Recent Search Engines (All)	20
Most Recent Search Phrases (All)	23
Initial Search Engines	26
Search Phrases	30
Search Keywords	31
Visitors Dashboard	32
Top Visitors	34
Visitors by Number of Visits	51
Visitors Trend	53
Visits Trend	59
Organizations	61
Domain Names	81
Top-Level Domain Types	88
Regions	91
Geography Drilldown	93
Countries	98
North American States and Provinces	102

Pages Dashboard	105
Pages	107
Content Groups	135

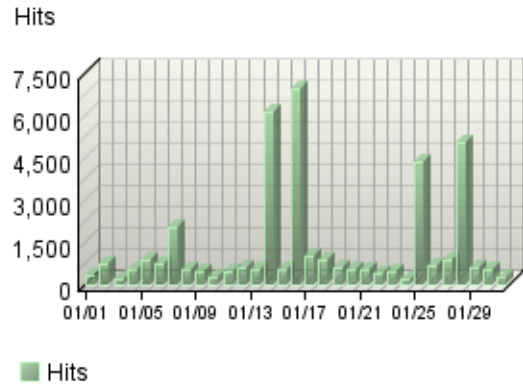
Overview Dashboard

This displays key graphs and tables that provide an overview of the entire report. When viewing through the on-demand interface, you can click on the title of a graph or table to navigate to the corresponding page.

Visits Trend



Hits Trend



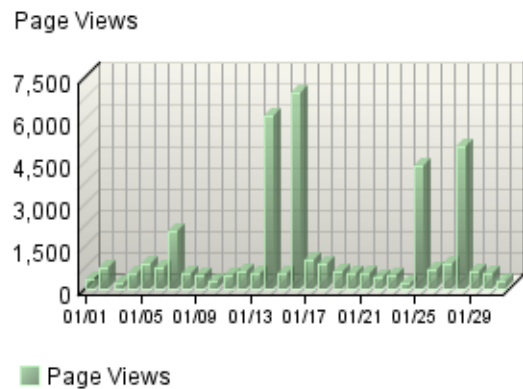
Visitor Summary

Visitors	5,101
Visitors Who Visited Once	4,670
Visitors Who Visited More Than Once	431
Average Visits per Visitor	1.5

Visit Summary

Visits	7,662
Average per Day	247
Average Visit Duration	00:10:34
Median Visit Duration	00:03:28
International Visits	41.79%
Visits of Unknown Origin	0.00%
Visits from Your Country: United States (US)	58.21%

Page Views Trend



Hit Summary

Successful Hits for Entire Site	39,285
Average Hits per Day	1,267
Home Page Hits	-

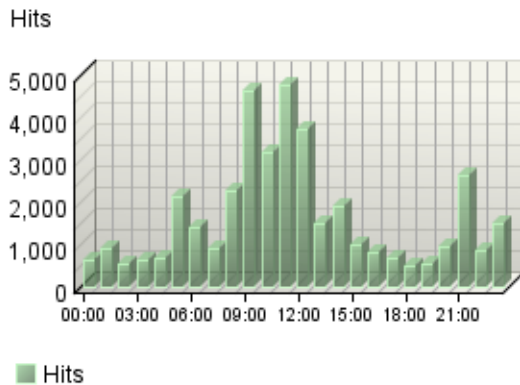
Page View Summary

Page Views	39,285
Average per Day	1,267
Average Page Views per Visit	5.13

Activity Dashboard

This displays key graphs and tables that provide an overview of the Activity chapter. When viewing through the on-demand interface, you can click on the title of a graph or table to navigate to the corresponding page.

Hits by Hour of the Day



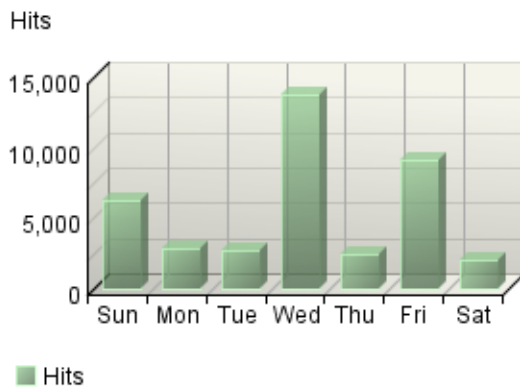
Least Active Summary

Least Active Date	1/24/09
Number of Hits on Least Active Date	211
Least Active Day of the Week	Saturday
Least Active Hour of the Day	18:00-18:59

Activity on Weekdays Summary

Total Hits Weekdays	30,962
Total Visits Weekdays	6,148
Average Number of Visits per day on Weekdays	279
Average Number of Hits per day on Weekdays	1,407

Hits by Day of the Week



Activity on Weekends Summary

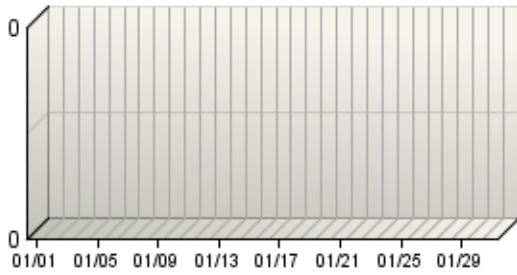
Total Hits Weekend	8,323
Total Visits Weekend	1,514
Average Number of Visits per Weekend	302
Average Number of Hits per Weekend	1,664

Most Active Summary

Most Active Date	1/16/09
Number of Hits on Most Active Date	6,966
Most Active Day of the Week	Wednesday
Most Active Hour of the Day	11:00-11:59

Bandwidth: Kbytes Transferred Trend

Kbytes Transferred

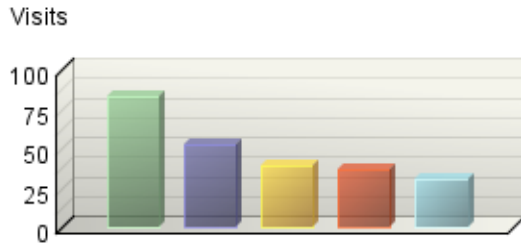


■ Kbytes Transferred

Navigation Dashboard

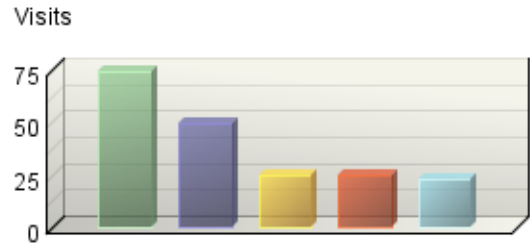
This dashboard summarizes important information related to online navigation.

Entry Pages



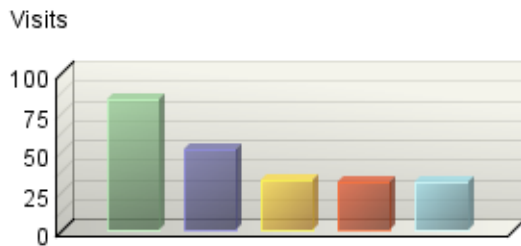
/ncer_abstracts/ind... /ncer_abstracts/ind...
/ncer_abstracts/ind... /ncer_abstracts/ind...
/ncer_abstracts/ind...

Single-Page Visits



/ncer_abstracts/ind... /ncer_abstracts/ind...
/ncer_abstracts/ind... /ncer_abstracts/ind...
/ncer_abstracts/ind...

Exit Pages

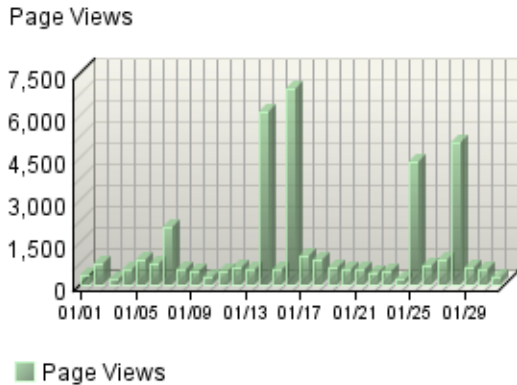


/ncer_abstracts/ind... /ncer_abstracts/ind...
/ncer_abstracts/ind... /ncer_abstracts/ind...
/ncer_abstracts/ind...

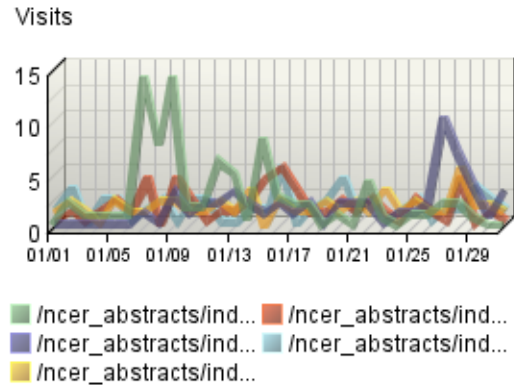
Pages Dashboard

This displays key graphs and tables that provide an overview of the Pages chapter. When viewing through the on-demand interface, you can click on the title of a graph or table to navigate to the corresponding page.

Page Views Trend



Pages by Visits Trend



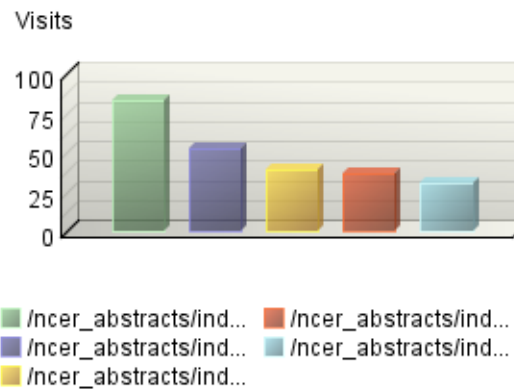
Content Groups by Visits

No data is available for this graph.

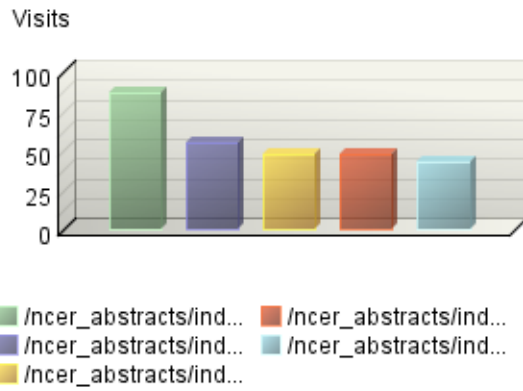
Page View Summary

Page Views	39,285
Average per Day	1,267
Average Page Views per Visit	5.13

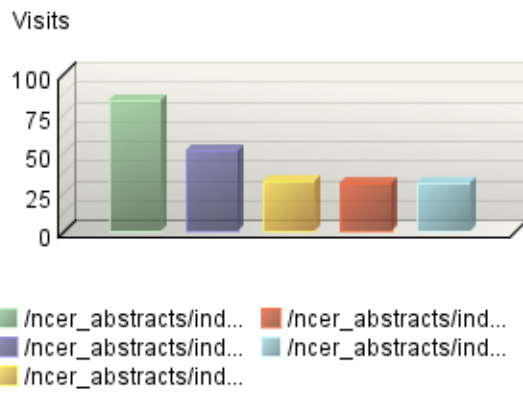
Entry Pages



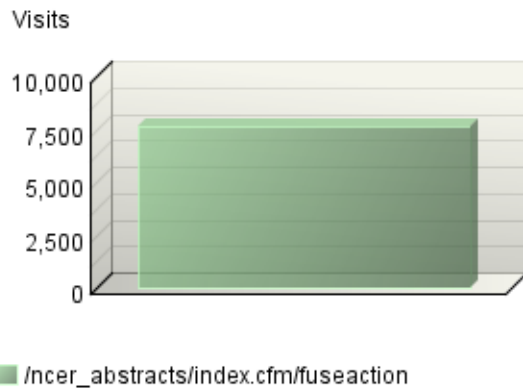
Pages by Visits



Exit Pages



Directories by Visits



Search Engines Dashboard

This dashboard summarizes important information related to specific search engines.

Most Recent Search Engines (All) Trend

No data is available for this graph.

Most Recent Search Phrases (All) Trend

No data is available for this graph.

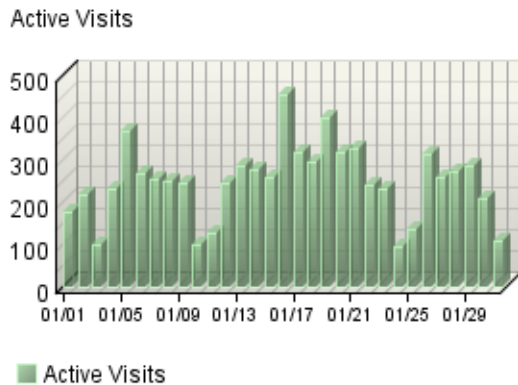
Initial Search Engines Trend

No data is available for this graph.

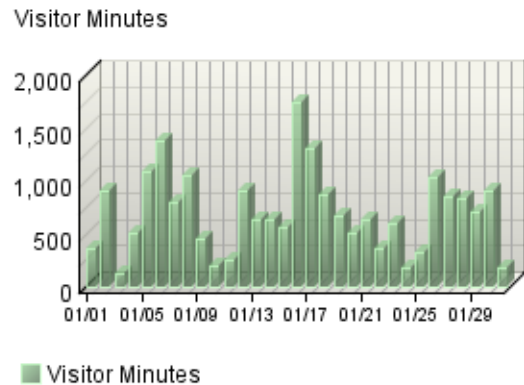
Visitors Dashboard

This displays key graphs and tables that provide an overview of the Visitors chapter. When viewing through the on-demand interface, you can click on the title of a graph or table to navigate to the corresponding page.

Active Visits Trend



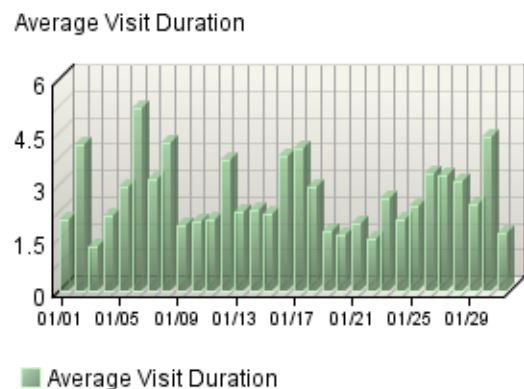
Visitor Minutes Trend



Visitor Summary

Visitors	5,101
Visitors Who Visited Once	4,670
Visitors Who Visited More Than Once	431
Average Visits per Visitor	1.5

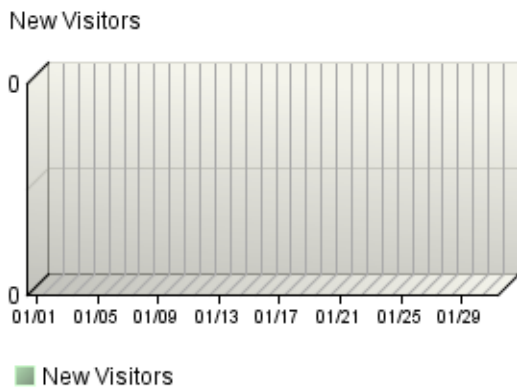
Average Length of Visit Trend



Visit Summary

Visits	7,662
Average per Day	247
Average Visit Duration	00:10:34
Median Visit Duration	00:03:28
International Visits	41.79%
Visits of Unknown Origin	0.00%
Visits from Your Country: United States (US)	58.21%

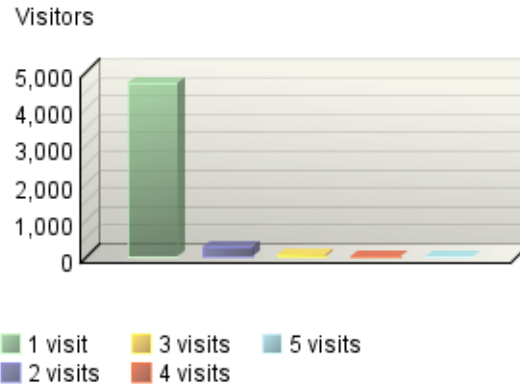
New Visitors Trend



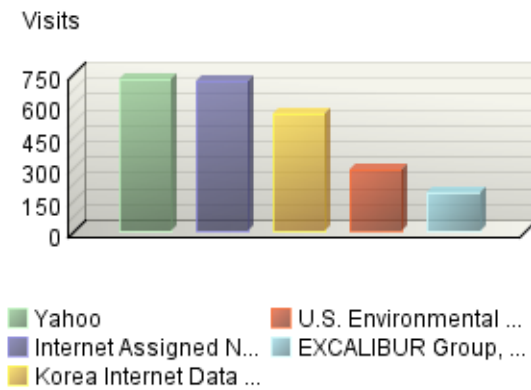
Authenticated Usernames by Visits

No data is available for this graph.

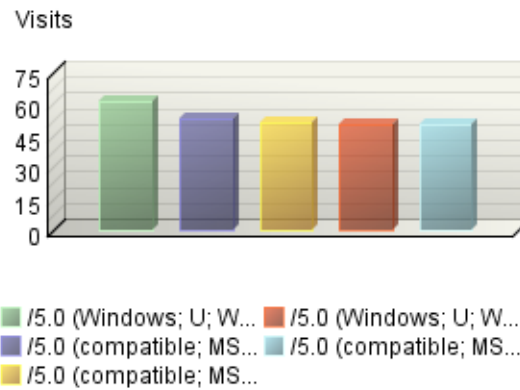
Visitors by Number of Visits



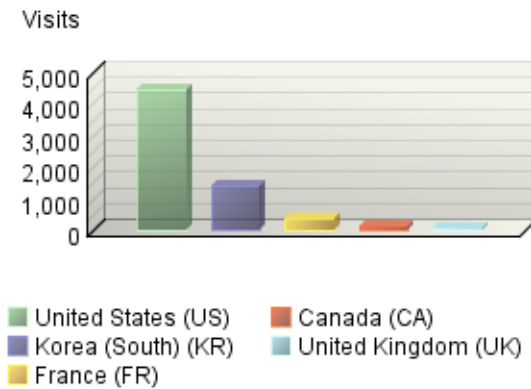
Organizations by Visits



Top Visitors by Visits



Countries by Visits



Referring Site

This report identifies the domain names and IP addresses that refer visitors to your site. This information will be displayed only if your server is logging this information.

Visits by Referring Site



Referring Site

Site	Visits	% Visits
1. Direct Traffic	7,662	100.00%
Total	7,662	100.00%

items 1-1 of 1

Referring Site - Help Card



Column Definitions

Referring Sites

A web site that refers a visitor to your site by linking to it.

Site

The specific referring site being analyzed.

Visits

Number of times the specified site referred visitors to your site.

%

Percentage of referrals that came from the specified site.

Direct Traffic

Represents to the web site with no referrer as one of the following: 1) the visitor typed the domain name directly into their browser, 2) the visitor bookmarked the site, 3) the visitor clicked on an email, shortcut, or other direct link, 4) Firewalls and/or proxies stripped out the referrer and replaced it with a dash "-".

Note: If "Direct Traffic" is 100% of all your traffic, then you are probably not logging the "referrer" field in your log files. Please see your manual or the WebTrends Knowledgebase to enable extended logging on your web servers.

Hidden-Referrer

A value indicating that Internet security software such as Zone Alarm Pro, Symantec's Norton Internet Security, or a proxy server modified a web request to mask the referring URL.



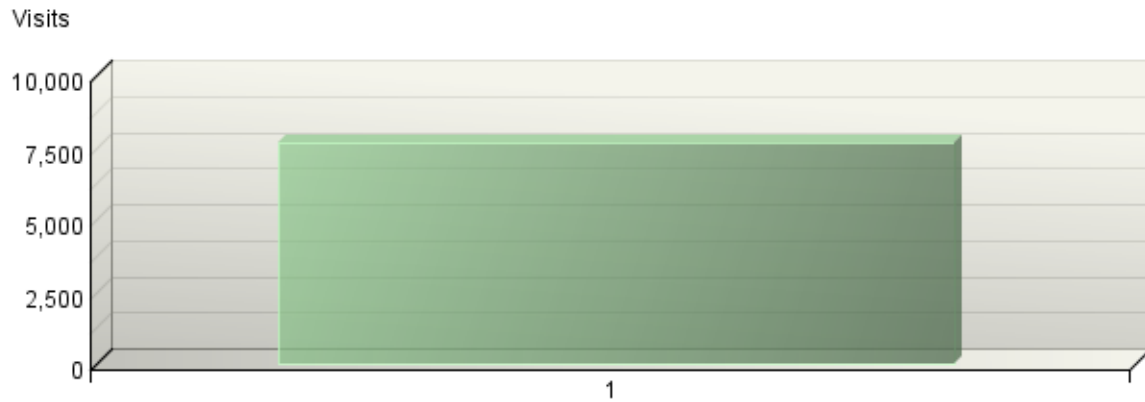
Report Descriptions

You can use this page to determine which sites are referring the most visitors to your site. This can help when considering the most effective ways and places to attract visitors.

Referring Domain

This report identifies the top-level domains that refer visitors to your site. This information will be displayed only if your server is logging this information.

Visits by Referring Domain



Referring Domain

Domain	Visits	% Visits
1. Direct Traffic	7,662	100.00%
Total	7,662	100.00%

items 1-1 of 1

Referring Domain - Help Card



Column Definitions

Referring Domain

A web site that refers a visitor to your site by linking to it.

Domain

Top-level domains to which belong the web sites which refer visitors to your site by linking to it.

Visits

Number of times the specified domain referred visitors to your site.

%

Percentage of referrals that came from the specified domain.

Direct Traffic

Represents to the web site with no referrer as one of the following: 1) the visitor typed the domain name directly into their browser, 2) the visitor bookmarked the site, 3) the visitor clicked on an email, shortcut, or other direct link, 4) Firewalls and/or proxies stripped out the referrer and replaced it with a dash "-".

Note: If "Direct Traffic" is 100% of all your traffic, then you are probably not logging the "referrer" field in your log files. Please see your manual or the WebTrends Knowledgebase to enable extended logging on your web servers.

Hidden-Referrer

A value indicating that Internet security software such as Zone Alarm Pro, Symantec's Norton Internet Security, or a proxy server modified a web request to mask the referring URL.



Report Descriptions

You can use this page to determine which domains are referring the most visitors to your site. This can help when considering the most effective ways and places to attract visitors.

Referring Page

This report provides the pages from the sites with links to your site. This information will only be displayed if your server is logging the referrer information.

Visits by Referring Page



Referring Page

Page	Visits	% Visits
1. Direct Traffic	7,662	100.00%
Total	7,662	100.00%

items 1-1 of 1

Referring Page - Help Card



Column Definitions

Pages

Any displayed page. You can specify for each profile the types of files that qualify as a page. These settings can be changed by the WebTrends administrator.

Visits

Number of visitors referred from the specified URL.

%

Percentage of referred visitors who came from the specified site.

Direct Traffic

Represents to the web site with no referrer as one of the following: 1) the visitor typed the domain name directly into their browser, 2) the visitor bookmarked the site, 3) the visitor clicked on an email, shortcut, or other direct link, 4) Firewalls and/or proxies stripped out the referrer and replaced it with a dash "-".

Note: If "Direct Traffic" is 100% of all your traffic, then you are probably not logging the "referrer" field in your log files. Please see your manual or the WebTrends Knowledgebase to enable extended logging on your web servers.

Hidden-Referrer

A value indicating that Internet security software such as Zone Alarm Pro, Symantec's Norton Internet Security, or a proxy server modified a web request to mask the referring URL.



Report Descriptions

You can use this information to determine the sites that provide the most referrals to your site. This can help when considering the most effective ways to attract visitors.

Initial Referrers

This report shows activity occurring in the current report time period organized according to visitors' first referrer on record.

Initial Referrers Trend

No data is available for this graph.

Initial Referrers

No data is available for this table.

Initial Referrers - Help Card



Column Definitions

Initial Referrer

The first referrer on record for this visitor.

Visits

A visit is a series of actions that begins when a visitor views their first page from the server, and ends when the visitor leaves the site or remains idle beyond the idle-time limit. The default idle-time limit is thirty minutes. This time limit can be changed by the system administrator.

Note that if the dimension changes state during the course of a visit (such as a visitor changing from non-buyer to buyer), the visit will be recorded for both states. In such cases, the total of visits in this report may be greater than the number of visits reported in the Overview. In the Key Metrics report for example, if a visit spans several hours, it is recorded in each of the hours.

Page Views

A hit to any file classified as a page. In order to view a web page with embedded images, for example, a browser must retrieve multiple files. The page and its embedded files counts as a single page view.

Daily Buyers

The number of buyers in each day for the reporting period.

% of All Visits

Percentage of the total number of visits during the reporting period.

Average Visit Duration (Minutes)

The length (measured in minutes) of a visit to your web site.

Average Visit Page Views

The number of pages viewed during a visit.

Hits

Each file requested by a visitor registers as a hit. There can be several hits on each page. While the volume of hits reflects the amount of server traffic, it is not an accurate reflection of the number of pages viewed.

Revenue

This measure reflects the monetary amount generated from completed purchases.

Average Revenue per Order

This measure reflects the monetary amount generated from completed purchases.

Units

This measure reflects the number of units (products) from completed purchases.

Average Units per Order

This measure reflects the number of units (products) from completed purchases.

Orders

This measure reflects the number of orders from completed purchases.

Weekly Buyers

The number of buyers in each week for the reporting period.

Monthly Buyers

The number of buyers in each month for the reporting period.

Quarterly Buyers

The number of buyers in each quarter for the reporting period.

Yearly Buyers

The number of buyers in each year for the reporting period.

**Report Descriptions****Briefly:**

To produce this report, a site must use persistent cookies and have activated Visitor History. If visitors have not visited the site during the report time period, their activity nor their initial referrer will be included in this report. A referrer is a site that offers a link to your site, and may include partners, affiliates, industry sites, third-party sites such as media sites or directories.

Uses and Interpretation:

This report allows you to analyze visitors' current activities based on their first referrer on record. Using measures you care about most, you can determine the referrers that first attracted your best visitors and use that insight to guide future marketing decisions. This report is useful in identifying important sites and sources of traffic that you may have overlooked as marketing opportunities as they aren't designated as an "official" marketing campaign or advertisement.

This report uses a dimension based on Visitor History, and Visitor History requires the use of cookies for session tracking. If your report is empty and you know you receive traffic that you be reflected in it, make sure that you use a session tracking that employs cookies. See the Session Tracking tab under Advanced in the profile settings.

Other relevant reports and analyses:

Relationship to other campaign reports. Relationship to Initial Campaign and Initial Search Engine reports. Consider long-term impact to business with Lifetime Value by Initial Referrer.

Most Recent Search Engines (All)

This report displays the most recent search engine and phrases that visitors used to access your site with measures evaluating those visits.

Most Recent Search Engines (All) Trend

No data is available for this graph.

Most Recent Search Engines (All)

No data is available for this table.

Most Recent Search Engines (All) - Help Card



Column Definitions

Most Recent Search Engine

The most recent search engine that visitors used to find your site. Only those search engines whose duration have not expired are included. This expiration setting is set on a profile basis.

Most Recent Search Phrase

The most recent search phrase visitors used to find your site.

Visits

A visit is a series of actions that begins when a visitor views their first page from the server, and ends when the visitor leaves the site or remains idle beyond the idle-time limit. The default idle-time limit is thirty minutes. This time limit can be changed by the system administrator.

Note that if the dimension changes state during the course of a visit (such as a visitor changing from non-buyer to buyer), the visit will be recorded for both states. In such cases, the total of visits in this report may be greater than the number of visits reported in the Overview. In the Key Metrics report for example, if a visit spans several hours, it is recorded in each of the hours.

Page Views

A hit to any file classified as a page. In order to view a web page with embedded images, for example, a browser must retrieve multiple files. The page and its embedded files counts as a single page view.

% of All Visits

Percentage of the total number of visits during the reporting period.

Average Visit Duration (Minutes)

The length (measured in minutes) of a visit to your web site.

Hits

Each file requested by a visitor registers as a hit. There can be several hits on each page. While the volume of hits reflects the amount of server traffic, it is not an accurate reflection of the number of pages viewed.

Revenue

This measure reflects the monetary amount generated from completed purchases.

Average Revenue per Order

This measure reflects the monetary amount generated from completed purchases.

Units

This measure reflects the number of units (products) from completed purchases.

Average Units per Order

This measure reflects the number of units (products) from completed purchases.

Orders

This measure reflects the number of orders from completed purchases.



Report Descriptions

Briefly:

This report shows activity to your site according to the last search engine and phrases visitors used to access your site. For the time period selected, all conversions and other activities are tracked and attributed to the most recent search engine and phrase visitors last used to access your site. Only those most recent search engines whose durations have not expired are included, and the administrator sets this expiration. Thus, even if the conversion does not happen on the first visit generated by the most recent search engine and phrase, the appropriate source is "credited" with the conversion. This report requires the activation of Visitor History and the use of persistent cookies. If visitors do not visit the site during the report time period, their activity and most recent search engine is not included.

Uses and Interpretation:

This report allows you to analyze visitors' current activities regardless of whether the search was based on a paid or organic most recent search phrase. Using measures you care about most, you can determine the search engines and phrases responsible for attracting the best current visitors, and use that insight to guide future search engine marketing and optimization decisions. Use this report to analyze how effective search engines and specific phrases are at generating visitors who often return to your site to perform the actions you want them to take. By including conversion metrics, you not only evaluate the performance of search phrases in driving traffic, you also get an indication of how well your site is optimized for those phrases. In other words, how well does your site answer visitor interests (their query) and convert on that traffic?

This report uses a dimension based on Visitor History, and Visitor History requires the use of cookies for session tracking. If your report is empty and you know you receive traffic that you be reflected in it, make sure that you use a session tracking that employs cookies. See the Session Tracking tab under Advanced in the profile settings.

Other relevant reports and analyses:

Segmented insight to guide SEM and SEO efforts with respective Most Recent Search Engines and Phrases (Paid) and Most Recent Search Engines and Phrases (Organic) reports. Relationship to Most Recent Campaign reports. Focused evaluation of specific phrases with Conversion Funnel by Search Engines (All) report.

Most Recent Search Phrases (All)

This report displays the most recent search phrase and engine that visitors used to access your site with measures evaluating those visits.

Most Recent Search Phrases (All) Trend

No data is available for this graph.

Most Recent Search Phrases (All)

No data is available for this table.

Most Recent Search Phrases (All) - Help Card



Column Definitions

Most Recent Search Phrase

The most recent search phrase visitors used to find your site.

Most Recent Search Engine

The most recent search engine that visitors used to find your site. Only those search engines whose duration have not expired are included. This expiration setting is set on a profile basis.

Visits

A visit is a series of actions that begins when a visitor views their first page from the server, and ends when the visitor leaves the site or remains idle beyond the idle-time limit. The default idle-time limit is thirty minutes. This time limit can be changed by the system administrator.

Note that if the dimension changes state during the course of a visit (such as a visitor changing from non-buyer to buyer), the visit will be recorded for both states. In such cases, the total of visits in this report may be greater than the number of visits reported in the Overview. In the Key Metrics report for example, if a visit spans several hours, it is recorded in each of the hours.

Page Views

A hit to any file classified as a page. In order to view a web page with embedded images, for example, a browser must retrieve multiple files. The page and its embedded files counts as a single page view.

% of All Visits

Percentage of the total number of visits during the reporting period.

Average Visit Duration (Minutes)

The length (measured in minutes) of a visit to your web site.

Hits

Each file requested by a visitor registers as a hit. There can be several hits on each page. While the volume of hits reflects the amount of server traffic, it is not an accurate reflection of the number of pages viewed.

Revenue

This measure reflects the monetary amount generated from completed purchases.

Average Revenue per Order

This measure reflects the monetary amount generated from completed purchases.

Units

This measure reflects the number of units (products) from completed purchases.

Average Units per Order

This measure reflects the number of units (products) from completed purchases.

Orders

This measure reflects the number of orders from completed purchases.



Report Descriptions

Briefly:

This report shows activity to your site according to the last search phrase and engine visitors used to access your site. For the time period selected, all conversions and other activities are tracked and attributed to the most recent search phrase and engine visitors last used to access your site. Only those most recent search engines whose durations have not expired are included, and the administrator sets this expiration. Thus, even if the conversion does not happen on the first visit generated by the most recent search phrase and engine, the appropriate source is "credited" with the conversion. This report requires the activation of Visitor History and the use of persistent cookies. If visitors do not visit the site during the report time period, their activity and most recent search phrase is not included.

Uses and Interpretation:

This report allows you to analyze visitors' current activities regardless of whether the search was based on a paid or organic most recent search phrase. Using measures you care about most, you can determine the search engines and phrases responsible for attracting the best current visitors, and use that insight to guide future search engine marketing and optimization decisions. Use this report to analyze how effective specific phrases are at generating visitors who often return to your site to perform the actions you want them to take. By including conversion metrics, you not only evaluate the performance of search phrases in driving traffic, you also get an indication of how well your site is optimized for those phrases. In other words, how well does your site answer visitor interests (their query) and convert on that traffic?

This report uses a dimension based on Visitor History, and Visitor History requires the use of cookies for session tracking. If your report is empty and you know you receive traffic that you be reflected in it, make sure that you use a session tracking that employs cookies. See the Session Tracking tab under Advanced in the profile settings.

Other relevant reports and analyses:

Segmented insight to guide SEM and SEO efforts with respective Most Recent Search Phrases and Engines (Paid) and Most Recent Search Phrases and Engines (Organic) reports. Relationship to Most Recent Campaign reports. Focused evaluation of specific phrases with Conversion Funnel by Search Engines (All) report.

Initial Search Engines

This report shows activity occurring in the current report time period organized according to the very first search engine and phrases visitors used to access your site. This report includes both paid and organic phrases.

Initial Search Engines Trend

No data is available for this graph.

Initial Search Engines

No data is available for this table.

Initial Search Engines - Help Card



Column Definitions

Initial Search Engine

The very first search engine visitors used to find your site on their current visit.

Initial Search Phrase

The very first search phrases visitors used to find your site.

Visits

A visit is a series of actions that begins when a visitor views their first page from the server, and ends when the visitor leaves the site or remains idle beyond the idle-time limit. The default idle-time limit is thirty minutes. This time limit can be changed by the system administrator.

Note that if the dimension changes state during the course of a visit (such as a visitor changing from non-buyer to buyer), the visit will be recorded for both states. In such cases, the total of visits in this report may be greater than the number of visits reported in the Overview. In the Key Metrics report for example, if a visit spans several hours, it is recorded in each of the hours.

Page Views

A hit to any file classified as a page. In order to view a web page with embedded images, for example, a browser must retrieve multiple files. The page and its embedded files counts as a single page view.

Daily Buyers

The number of buyers in each day for the reporting period.

% of All Visits

Percentage of the total number of visits during the reporting period.

Average Visit Duration (Minutes)

The length (measured in minutes) of a visit to your web site.

Average Visit Page Views

The number of pages viewed during a visit.

Hits

Each file requested by a visitor registers as a hit. There can be several hits on each page. While the volume of hits reflects the amount of server traffic, it is not an accurate reflection of the number of pages viewed.

Revenue

This measure reflects the monetary amount generated from completed purchases.

Average Revenue per Order

This measure reflects the monetary amount generated from completed purchases.

Units

This measure reflects the number of units (products) from completed purchases.

Average Units per Order

This measure reflects the number of units (products) from completed purchases.

Orders

This measure reflects the number of orders from completed purchases.

Weekly Buyers

The number of buyers in each week for the reporting period.

Monthly Buyers

The number of buyers in each month for the reporting period.

Quarterly Buyers

The number of buyers in each quarter for the reporting period.

Yearly Buyers

The number of buyers in each year for the reporting period.



Report Descriptions

Briefly:

To produce this report, a site must use persistent cookies and have activated Visitor History. If visitors have not visited the site during the report time period, their activity nor their initial search engine will be included in this report.

Uses and Interpretation:

This report allows you to analyze visitors' current activities based on the search engine and phrase that first drove them to your site, regardless of whether it was a paid or organic initial search phrase. Using measures you care about most, you can determine the search engines and phrases responsible for attracting the best visitors, and use that insight to guide future search engine marketing and optimization decisions. Use this report to analyze how effective search engines and specific phrases are at generating visitors who often return to your site to perform the actions you want them to take. By including conversion metrics, you not only evaluate the performance of initial search phrases in driving traffic, you also get an indication of how well your site is optimized for those phrases. In other words, how well does your site answer visitor interests (their initial query) and convert on that traffic?

This report uses a dimension based on Visitor History, and Visitor History requires the use of cookies for session tracking. If your report is empty and you know you receive traffic that you be reflected in it, make sure that you use a session tracking that employs cookies. See the Session Tracking tab under Advanced in the profile settings.

Other relevant reports and analyses:

Relationship to Most Recent Search Engines and Search Phrases (All). Segmented insight to guide SEM and SEO efforts with respective Initial Search Engines and Phrases (Paid) and Initial Search Engines and Phrases (Organic) reports. Relationship to Initial Campaign and Initial Referrer reports. Focused evaluation of specific phrases with Conversion Funnel by Search Engines and Phrases. Consider long-term impact to business with Lifetime Value by Initial Search Engines and Phrases.

Search Phrases

This report identifies search phrases that led the most visitors to your site, and for each phrase, which search engines led visitors to the site.

Search Phrases

No data is available for this graph.

Search Phrases

No data is available for this table.

Search Phrases - Help Card



Column Definitions

Phrase

The search phrase a visitor used to find your site.

Engines

The specific search engine being analyzed in conjunction with the phrase in the adjacent column.

Referrals

The number of visits to your site from visitors, who were referred by using the specified search engine and search phrases.

%

Percentage of visitors referred from search engines who used the specified search engine and phrase.



Report Descriptions

How are people getting to your site? Use this report to find out if your visitors are using the search phrases you expect. Do you need to use different phrases in page titles to make it easier for people to find your site with search engines?

Search Keywords

This report identifies keywords that led the most visitors to the site and, for each keyword, which search engines led visitors to the site.

Search Keywords

No data is available for this graph.

Search Keywords

No data is available for this table.

Search Keywords - Help Card



Column Definitions

Keywords

The specific keywords being analyzed. To see the entire search strings entered by visitors, see the Search Phrases page.

Engines

The specific search engine being analyzed in conjunction with the keyword in the adjacent column.

Referrals

The number of hits from visitors referred to your site with the specified keywords.

% Percentage of referred visitors who used the specified search engine and keyword.



Report Descriptions

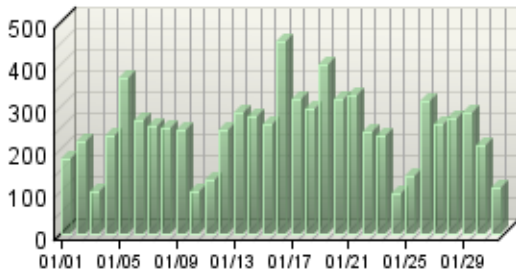
At the most basic level, this section tells you which search keywords are being used most frequently to find your site. You also may find that some search engines are referring visitors to your site with the keywords you expect and that other search engines are not.

Visitors Dashboard

This displays key graphs and tables that provide an overview of the Visitors chapter. When viewing through the on-demand interface, you can click on the title of a graph or table to navigate to the corresponding page.

Active Visits Trend

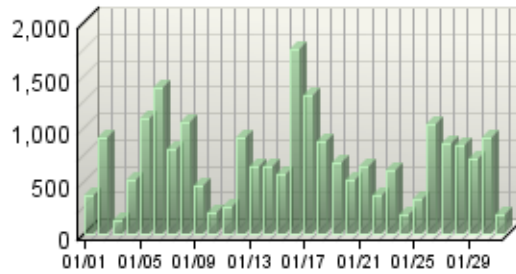
Active Visits



Active Visits

Visitor Minutes Trend

Visitor Minutes



Visitor Minutes

Visitor Summary

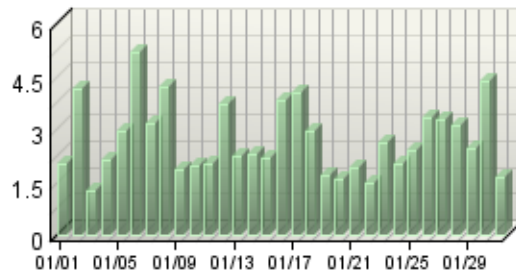
Visitors	5,101
Visitors Who Visited Once	4,670
Visitors Who Visited More Than Once	431
Average Visits per Visitor	1.5

Visit Summary

Visits	7,662
Average per Day	247
Average Visit Duration	00:10:34
Median Visit Duration	00:03:28
International Visits	41.79%
Visits of Unknown Origin	0.00%
Visits from Your Country: United States (US)	58.21%

Average Length of Visit Trend

Average Visit Duration



Average Visit Duration

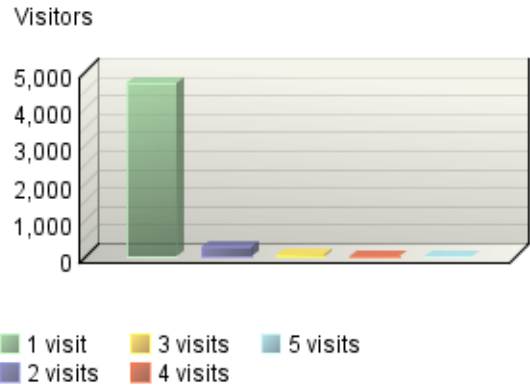
New Visitors Trend



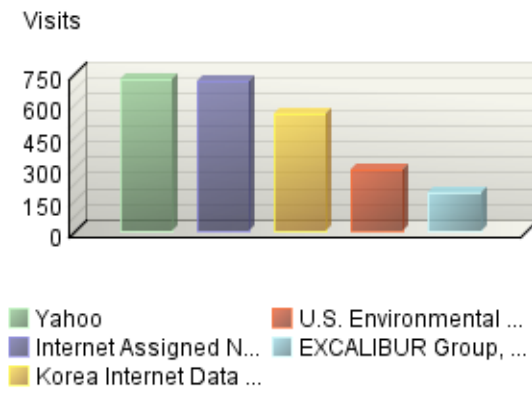
Authenticated Usernames by Visits

No data is available for this graph.

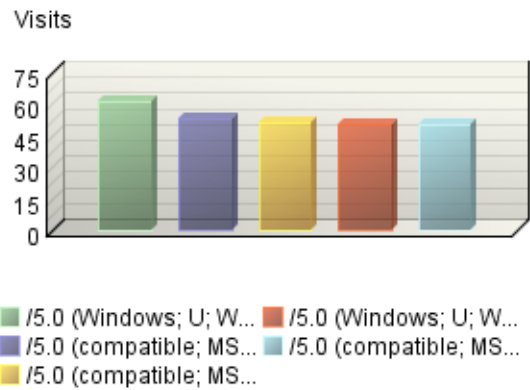
Visitors by Number of Visits



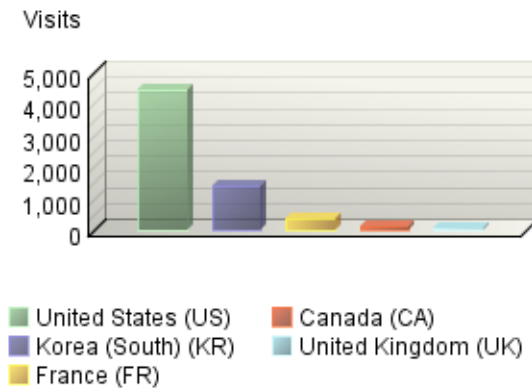
Organizations by Visits



Top Visitors by Visits



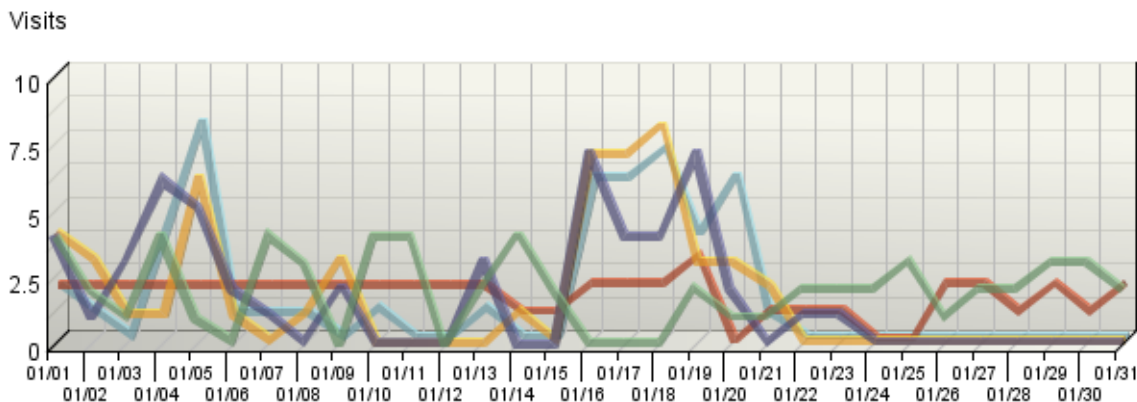
Countries by Visits



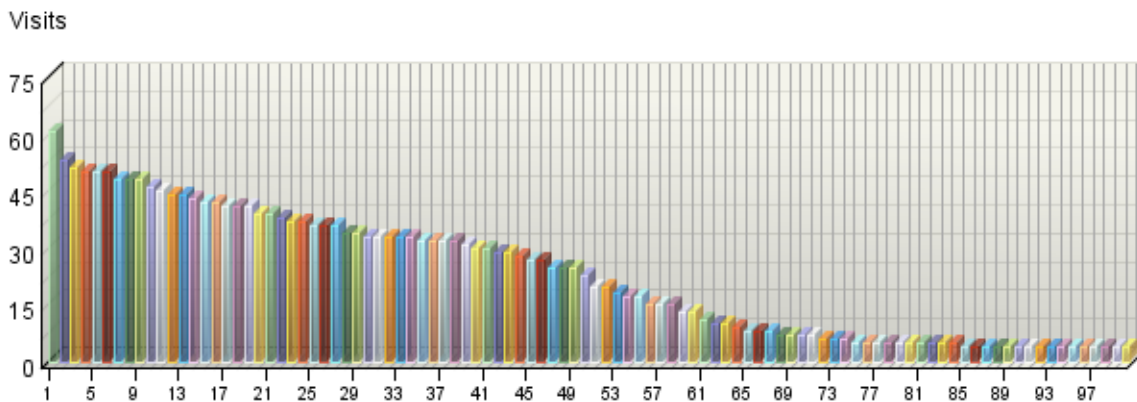
Top Visitors

This report identifies the IP address, domain name, or cookie of each visitor, and identifies the visitor's activity level on the site. If you use cookies to track visits, WebTrends can differentiate between hits from different visitors with the same IP address.

Top Visitors by Visits Trend



Top Visitors by Visits



Top Visitors

	Visitor	Visits	% Visits	Hits
■ 1.	natcrawlbloc05.net.m1.fti.net_Mozilla/5.0 (Windows; U; Windows NT 5.1; fr; rv:1.8.1) VoilaBot BETA 1.2 (support.voilabot@orange-ftgroup.com)	61	0.80%	68

	Visitor	Visits	% Visits	Hits
2.	222.231.42.199_Mozilla/5.0 (compatible; MSIE or Firefox mutant; not on Windows server; +http://ws.daum.net/aboutWebSearch.html) Daumoa/2.0	53	0.69%	57
3.	121.254.193.159_Mozilla/5.0 (compatible; MSIE or Firefox mutant; not on Windows server; +http://ws.daum.net/aboutWebSearch.html) Daumoa/2.0	51	0.67%	62
4.	ns203698.ovh.net_Mozilla/5.0 (Windows; U; Windows NT 5.1; fr; rv:1.8) Gecko/20051111 Firefox/1.5	50	0.65%	988
5.	121.254.193.165_Mozilla/5.0 (compatible; MSIE or Firefox mutant; not on Windows server; +http://ws.daum.net/aboutWebSearch.html) Daumoa/2.0	50	0.65%	60
6.	natcrawlbloc03.net.m1.fti.net_Mozilla/5.0 (Windows; U; Windows NT 5.1; fr; rv:1.8.1) VoilaBot BETA 1.2 (support.voilabot@orange-ftgroup.com)	50	0.65%	50
7.	121.254.193.168_Mozilla/5.0 (compatible; MSIE or Firefox mutant; not on Windows server; +http://ws.daum.net/aboutWebSearch.html) Daumoa/2.0	48	0.63%	55
8.	121.254.193.161_Mozilla/5.0 (compatible; MSIE or Firefox mutant; not on Windows server; +http://ws.daum.net/aboutWebSearch.html) Daumoa/2.0	48	0.63%	55
9.	natcrawlbloc02.net.s1.fti.net_Mozilla/5.0 (Windows; U; Windows NT 5.1; fr; rv:1.8.1) VoilaBot BETA 1.2 (support.voilabot@orange-ftgroup.com)	48	0.63%	50
10.	121.254.193.201_Mozilla/5.0 (compatible; MSIE or Firefox mutant; not on Windows server; +http://ws.daum.net/aboutWebSearch.html) Daumoa/2.0	46	0.60%	52
11.	121.254.193.164_Mozilla/5.0 (compatible; MSIE or Firefox mutant; not on Windows server; +http://ws.daum.net/aboutWebSearch.html) Daumoa/2.0	45	0.59%	51
12.	121.254.193.167_Mozilla/5.0 (compatible; MSIE or Firefox mutant; not on Windows server; +http://ws.daum.net/aboutWebSearch.html) Daumoa/2.0	44	0.57%	51

	Visitor	Visits	% Visits	Hits
■ 13.	222.231.42.195_Mozilla/5.0 (compatible; MSIE or Firefox mutant; not on Windows server; +http://ws.daum.net/aboutWebSearch.html) Daumoa/2.0	44	0.57%	50
■ 14.	121.254.193.163_Mozilla/5.0 (compatible; MSIE or Firefox mutant; not on Windows server; +http://ws.daum.net/aboutWebSearch.html) Daumoa/2.0	43	0.56%	50
■ 15.	222.231.42.194_Mozilla/5.0 (compatible; MSIE or Firefox mutant; not on Windows server; +http://ws.daum.net/aboutWebSearch.html) Daumoa/2.0	42	0.55%	46
■ 16.	natcrawlbloc01.net.m1.fti.net_Mozilla/5.0 (Windows; U; Windows NT 5.1; fr; rv:1.8.1) VoilaBot BETA 1.2 (support.voilabot@orange-ftgroup.com)	42	0.55%	45
■ 17.	222.231.42.198_Mozilla/5.0 (compatible; MSIE or Firefox mutant; not on Windows server; +http://ws.daum.net/aboutWebSearch.html) Daumoa/2.0	41	0.54%	45
■ 18.	121.254.250.64_Mozilla/5.0 (compatible; MSIE or Firefox mutant; not on Windows server; +http://ws.daum.net/aboutWebSearch.html) Daumoa/2.0	41	0.54%	45
■ 19.	222.231.42.191_Mozilla/5.0 (compatible; MSIE or Firefox mutant; not on Windows server; +http://ws.daum.net/aboutWebSearch.html) Daumoa/2.0	41	0.54%	47
■ 20.	121.254.193.160_Mozilla/5.0 (compatible; MSIE or Firefox mutant; not on Windows server; +http://ws.daum.net/aboutWebSearch.html) Daumoa/2.0	39	0.51%	42
■ 21.	222.231.42.192_Mozilla/5.0 (compatible; MSIE or Firefox mutant; not on Windows server; +http://ws.daum.net/aboutWebSearch.html) Daumoa/2.0	39	0.51%	40
■ 22.	116.125.140.4_Mozilla/5.0 (compatible; MSIE or Firefox mutant; not on Windows server; +http://ws.daum.net/aboutWebSearch.html) Daumoa/2.0	38	0.50%	40

	Visitor	Visits	% Visits	Hits
■ 23.	222.231.42.186_Mozilla/5.0 (compatible; MSIE or Firefox mutant; not on Windows server; +http://ws.daum.net/aboutWebSearch.html) Daumoa/2.0	37	0.48%	41
■ 24.	222.231.42.196_Mozilla/5.0 (compatible; MSIE or Firefox mutant; not on Windows server; +http://ws.daum.net/aboutWebSearch.html) Daumoa/2.0	37	0.48%	40
■ 25.	116.125.141.4_Mozilla/5.0 (compatible; MSIE or Firefox mutant; not on Windows server; +http://ws.daum.net/aboutWebSearch.html) Daumoa/2.0	36	0.47%	41
■ 26.	222.231.42.190_Mozilla/5.0 (compatible; MSIE or Firefox mutant; not on Windows server; +http://ws.daum.net/aboutWebSearch.html) Daumoa/2.0	36	0.47%	38
■ 27.	121.254.193.162_Mozilla/5.0 (compatible; MSIE or Firefox mutant; not on Windows server; +http://ws.daum.net/aboutWebSearch.html) Daumoa/2.0	36	0.47%	39
■ 28.	222.231.42.193_Mozilla/5.0 (compatible; MSIE or Firefox mutant; not on Windows server; +http://ws.daum.net/aboutWebSearch.html) Daumoa/2.0	34	0.44%	34
■ 29.	121.254.193.166_Mozilla/5.0 (compatible; MSIE or Firefox mutant; not on Windows server; +http://ws.daum.net/aboutWebSearch.html) Daumoa/2.0	34	0.44%	38
■ 30.	116.125.141.18_Mozilla/5.0 (compatible; MSIE or Firefox mutant; not on Windows server; +http://ws.daum.net/aboutWebSearch.html) Daumoa/2.0	33	0.43%	40
■ 31.	222.231.42.184_Mozilla/5.0 (compatible; MSIE or Firefox mutant; not on Windows server; +http://ws.daum.net/aboutWebSearch.html) Daumoa/2.0	33	0.43%	34
■ 32.	116.125.141.14_Mozilla/5.0 (compatible; MSIE or Firefox mutant; not on Windows server; +http://ws.daum.net/aboutWebSearch.html) Daumoa/2.0	33	0.43%	38

	Visitor	Visits	% Visits	Hits
■ 33.	116.125.140.11_Mozilla/5.0 (compatible; MSIE or Firefox mutant; not on Windows server; +http://ws.daum.net/aboutWebSearch.html) Daumoa/2.0	33	0.43%	38
■ 34.	222.231.42.202_Mozilla/5.0 (compatible; MSIE or Firefox mutant; not on Windows server; +http://ws.daum.net/aboutWebSearch.html) Daumoa/2.0	33	0.43%	37
■ 35.	97-82-84-58.static.kgpt.tn.charter.com_Mozilla/5.0 (Windows; U; Windows NT 5.2; en-US; rv:1.8.1.6; .NET CLR 2.0.50727) Gecko/20070725 Firefox/2.0.0.6	32	0.42%	722
■ 36.	121.254.250.63_Mozilla/5.0 (compatible; MSIE or Firefox mutant; not on Windows server; +http://ws.daum.net/aboutWebSearch.html) Daumoa/2.0	32	0.42%	34
■ 37.	116.125.140.18_Mozilla/5.0 (compatible; MSIE or Firefox mutant; not on Windows server; +http://ws.daum.net/aboutWebSearch.html) Daumoa/2.0	32	0.42%	35
■ 38.	116.125.140.12_Mozilla/5.0 (compatible; MSIE or Firefox mutant; not on Windows server; +http://ws.daum.net/aboutWebSearch.html) Daumoa/2.0	32	0.42%	34
■ 39.	natcrawlbloc04.net.s1.fti.net_Mozilla/5.0 (Windows; U; Windows NT 5.1; fr; rv:1.8.1) VoilaBot BETA 1.2 (support.voilabot@orange-ftgroup.com)	31	0.40%	31
■ 40.	222.231.42.201_Mozilla/5.0 (compatible; MSIE or Firefox mutant; not on Windows server; +http://ws.daum.net/aboutWebSearch.html) Daumoa/2.0	30	0.39%	35
■ 41.	222.231.42.189_Mozilla/5.0 (compatible; MSIE or Firefox mutant; not on Windows server; +http://ws.daum.net/aboutWebSearch.html) Daumoa/2.0	30	0.39%	33
■ 42.	65.120.94.122_Jakarta Commons-HttpClient/3.0.1	29	0.38%	29
■ 43.	222.231.42.197_Mozilla/5.0 (compatible; MSIE or Firefox mutant; not on Windows server; +http://ws.daum.net/aboutWebSearch.html) Daumoa/2.0	29	0.38%	35

	Visitor	Visits	% Visits	Hits
■ 44.	116.125.143.5_Mozilla/5.0 (compatible; MSIE or Firefox mutant; not on Windows server; +http://ws.daum.net/aboutWebSearch.html) Daumoa/2.0	28	0.37%	29
■ 45.	222.231.50.228_Mozilla/5.0 (compatible; MSIE or Firefox mutant; not on Windows server; +http://ws.daum.net/aboutWebSearch.html) Daumoa/2.0	27	0.35%	28
■ 46.	222.231.50.175_Mozilla/5.0 (compatible; MSIE or Firefox mutant; not on Windows server; +http://ws.daum.net/aboutWebSearch.html) Daumoa/2.0	27	0.35%	28
■ 47.	222.231.42.187_Mozilla/5.0 (compatible; MSIE or Firefox mutant; not on Windows server; +http://ws.daum.net/aboutWebSearch.html) Daumoa/2.0	25	0.33%	27
■ 48.	222.231.42.185_Mozilla/5.0 (compatible; MSIE or Firefox mutant; not on Windows server; +http://ws.daum.net/aboutWebSearch.html) Daumoa/2.0	25	0.33%	26
■ 49.	222.231.42.203_Mozilla/5.0 (compatible; MSIE or Firefox mutant; not on Windows server; +http://ws.daum.net/aboutWebSearch.html) Daumoa/2.0	25	0.33%	27
■ 50.	222.231.42.188_Mozilla/5.0 (compatible; MSIE or Firefox mutant; not on Windows server; +http://ws.daum.net/aboutWebSearch.html) Daumoa/2.0	23	0.30%	24
■ 51.	161.80.121.46_Mozilla/4.0 (compatible; MSIE 7.0; Windows NT 5.1; InfoPath.1; .NET CLR 1.1.4322; .NET CLR 2.0.50727)	20	0.26%	519
■ 52.	net-gw4.oecd.org_OECD.org Verify Broken Links Service	20	0.26%	1,130
■ 53.	guruji.com_GurujiBot/1.0 (+http://www.guruji.com/en/WebmasterFAQ.html)	18	0.23%	28
■ 54.	116.125.143.4_Mozilla/5.0 (compatible; MSIE or Firefox mutant; not on Windows server; +http://ws.daum.net/aboutWebSearch.html) Daumoa/2.0	17	0.22%	19
■ 55.	134.67.99.231_Mozilla/4.0 (compatible; MSIE 6.0; Windows NT 5.1; maxamine.com-robot)	17	0.22%	267

	Visitor	Visits	% Visits	Hits
56.	116.125.141.16_Mozilla/5.0 (compatible; MSIE or Firefox mutant; not on Windows server; +http://ws.daum.net/aboutWebSearch.html) Daumoa/2.0	15	0.20%	15
57.	paxar.rad1.global-bd.net_Mozilla/4.0 (compatible; MSIE 5.5; Windows NT 5.0)	15	0.20%	29
58.	116.125.140.15_Mozilla/5.0 (compatible; MSIE or Firefox mutant; not on Windows server; +http://ws.daum.net/aboutWebSearch.html) Daumoa/2.0	15	0.20%	17
59.	161.80.46.126_Mozilla/4.0 (compatible; MSIE 7.0; Windows NT 5.1; InfoPath.1; .NET CLR 1.1.4322; .NET CLR 2.0.50727)	13	0.17%	35
60.	mon0.linktiger.com_Mozilla/4.0 (compatible; MSIE 6.0; Windows NT 5.1; SV1)	13	0.17%	13
61.	pool-141-152-46-217.rcmdva.btas.verizon.net_Mozilla/4.0 (compatible; MSIE 6.0; Windows NT 5.1; SV1; .NET CLR 1.1.4322)	11	0.14%	76
62.	161.80.145.90_Xenu Link Sleuth 1.3	10	0.13%	59
63.	116.125.140.19_Mozilla/5.0 (compatible; MSIE or Firefox mutant; not on Windows server; +http://ws.daum.net/aboutWebSearch.html) Daumoa/2.0	10	0.13%	10
64.	161.80.46.157_Mozilla/4.0 (compatible; MSIE 7.0; Windows NT 5.1; InfoPath.1; .NET CLR 1.1.4322; .NET CLR 2.0.50727)	9	0.12%	70
65.	earthmeanders.com_Mozilla/4.0 (compatible; EcoEarth.Info)	8	0.10%	6,657
66.	116.125.141.3_Mozilla/5.0 (compatible; MSIE or Firefox mutant; not on Windows server; +http://ws.daum.net/aboutWebSearch.html) Daumoa/2.0	8	0.10%	8
67.	net-gw2.oecd.org_OECD.org Verify Broken Links Service	8	0.10%	448
68.	116.125.141.2_Mozilla/5.0 (compatible; MSIE or Firefox mutant; not on Windows server; +http://ws.daum.net/aboutWebSearch.html) Daumoa/2.0	7	0.09%	8
69.	mail1.fessenden.org_Mozilla/5.0 (Macintosh; U; Intel Mac OS X; en-US; rv:1.8.1.16) Gecko/20080702 Firefox/2.0.0.16	7	0.09%	29
70.	earth2.epa.gov_Verity-URL-Gateway/2.4	7	0.09%	12,445
71.	112.subnet125-163-251.speedy.telkom.net.id_Mozilla/5.0 (Windows; U; Windows NT 5.1; en-US; rv:1.9.0.5) Gecko/2008120122 Firefox/3.0.5	7	0.09%	8

	Visitor	Visits	% Visits	Hits
72.	c-98-233-191-248.hsd1.wv.comcast.net_Mozilla/4.0 (compatible; MSIE 7.0; Windows NT 6.0; SLCC1; .NET CLR 2.0.50727; Media Center PC 5.0; .NET CLR 3.0.04506)	6	0.08%	41
73.	161.80.46.198_Mozilla/4.0 (compatible; MSIE 7.0; Windows NT 5.1; InfoPath.1; .NET CLR 1.1.4322; .NET CLR 2.0.50727)	6	0.08%	9
74.	125.128.69.77_Mozilla/4.0 (compatible; MSIE 6.0; Windows NT 5.1; SV1; .NET CLR 1.1.4322; InfoPath.1)	6	0.08%	18
75.	216.207.214.153_Mozilla/4.0 (compatible; MSIE 7.0; Windows NT 5.1; InfoPath.1; .NET CLR 1.1.4322; .NET CLR 2.0.50727)	5	0.07%	7
76.	ool-182d0a14.dyn.optonline.net_Mozilla/5.0 (Windows; U; Windows NT 5.1; en-US; rv:1.9.0.1) Gecko/2008070208 Firefox/3.0.1	5	0.07%	13
77.	134.179.104.135_Mozilla/4.0 (compatible; MSIE 6.0; Windows NT 5.1; SV1; .NET CLR 2.0.50727; .NET CLR 1.1.4322)	5	0.07%	7
78.	161.80.46.226_Mozilla/4.0 (compatible; MSIE 7.0; Windows NT 5.1; InfoPath.1; .NET CLR 1.1.4322; .NET CLR 2.0.50727)	5	0.07%	44
79.	161.80.171.92_Mozilla/4.0 (compatible; MSIE 7.0; Windows NT 5.1; .NET CLR 1.1.4322; .NET CLR 2.0.50727; InfoPath.1; .NET CLR 3.0.04506.30)	5	0.07%	11
80.	71-33-198-217.hlrn.qwest.net_Mozilla/4.0 (compatible; MSIE 7.0; Windows NT 5.1; GTB5; .NET CLR 1.1.4322)	5	0.07%	11
81.	161.80.46.98_Mozilla/4.0 (compatible; MSIE 7.0; Windows NT 5.1; InfoPath.1; .NET CLR 1.1.4322; .NET CLR 2.0.50727)	5	0.07%	61
82.	search.ces.mil_imo-google-robot-intelink (Enterprise; C5-HG4FLWSTG6JAB; dni-ices-searchadmin@ugov.gov)	5	0.07%	75
83.	219.143.164.8_Mozilla/4.0 (compatible; MSIE 7.0; Windows NT 5.1; InfoPath.1; .NET CLR 2.0.50727; .NET CLR 1.1.4322)	5	0.07%	6
84.	c-76-119-66-174.hsd1.ma.comcast.net_Mozilla/5.0 (Windows; U; Windows NT 6.0; en-US; rv:1.9.0.5) Gecko/2008120122 Firefox/3.0.5	5	0.07%	6
85.	c-71-196-152-82.hsd1.co.comcast.net_Mozilla/4.0 (compatible; MSIE 7.0; Windows NT 6.0; SLCC1; .NET CLR 2.0.50727; Media Center PC 5.0; .NET CLR 3.0.04506; InfoPath.1)	4	0.05%	30
86.	ns203716.ovh.net_Mozilla/5.0 (Windows; U; Windows NT 5.1; fr; rv:1.8) Gecko/20051111 Firefox/1.5	4	0.05%	16
87.	host228.deq.state.or.us_No Agent	4	0.05%	6

	Visitor	Visits	% Visits	Hits
88.	168.98.67.17_Mozilla/4.0 (compatible; MSIE 7.0; Windows NT 5.1; .NET CLR 1.1.4322; .NET CLR 2.0.50727)	4	0.05%	6
89.	211.112.252.13_Mozilla/4.0 (compatible; MSIE 7.0; Windows NT 5.1; Zenius RSMC; .NET CLR 1.0.3705; .NET CLR 1.1.4322; Media Center PC 4.0)	4	0.05%	7
90.	mail1.fessenden.org_Mozilla/5.0 (Macintosh; U; Intel Mac OS X 10_5_4; en-us) AppleWebKit/525.18 (KHTML, like Gecko) Version/3.1.2 Safari/525.20.1	4	0.05%	20
91.	161.80.46.174_Mozilla/4.0 (compatible; MSIE 7.0; Windows NT 5.1; InfoPath.1; .NET CLR 1.1.4322; .NET CLR 2.0.50727)	4	0.05%	14
92.	210.48.222.6_Mozilla/4.0 (compatible; MSIE 5.5; Windows 98)	4	0.05%	4
93.	141.189.251.1_Mozilla/4.0 (compatible; MSIE 6.0; Windows NT 5.0; T312461; PPG; Meridium; .NET CLR 1.1.4322; .NET CLR 2.0.50727; InfoPath.1; MS-RTC LM 8)	4	0.05%	6
94.	161.80.46.162_Mozilla/5.0 (Windows; U; Windows NT 5.1; en-US; rv:1.9.0.5) Gecko/2008120122 Firefox/3.0.5	4	0.05%	6
95.	161.80.46.154_Mozilla/4.0 (compatible; MSIE 7.0; Windows NT 5.1; InfoPath.1; .NET CLR 1.1.4322; .NET CLR 2.0.50727)	4	0.05%	25
96.	94.23.1.19_Mozilla/5.0 (Windows; U; Windows NT 5.1; fr; rv:1.8) Gecko/20051111 Firefox/1.5	4	0.05%	160
97.	161.80.46.244_Mozilla/4.0 (compatible; MSIE 7.0; Windows NT 5.1; InfoPath.1; .NET CLR 1.1.4322; .NET CLR 2.0.50727)	4	0.05%	11
98.	208.250.49.170_Mozilla/4.0 (compatible; MSIE 7.0; Windows NT 5.1; InfoPath.2)	4	0.05%	29
99.	163.152.60.135_Mozilla/5.0 (Windows; U; Windows NT 5.1; ko; rv:1.9.0.5) Gecko/2008120122 Firefox/3.0.5	4	0.05%	10
100.	mail1.fessenden.org_Mozilla/5.0 (Macintosh; U; Intel Mac OS X 10.5; en-US; rv:1.9.0.1) Gecko/2008070206 Firefox/3.0.1	4	0.05%	10
101.	pool-173-48-204-200.bstnma.fios.verizon.net_Mozilla/5.0 (Macintosh; U; Intel Mac OS X 10_5_5; en-us) AppleWebKit/525.27.1 (KHTML, like Gecko) Version/3.2.1 Safari/525.27.1	4	0.05%	5
102.	libharvest1-sub.library.unt.edu_Mozilla/5.0 (compatible; heritrix/2.0.1 +http://www.library.unt.edu/digitalprojects/web-archiving)	4	0.05%	4
103.	weingraber.iwt.uni-bremen.de_Mozilla/5.0 (Windows; U; Windows NT 5.1; de; rv:1.9.0.5) Gecko/2008120122 Firefox/3.0.5	4	0.05%	4

	Visitor	Visits	% Visits	Hits
104.	ipsum29.ipasum.med.uni-erlangen.de_Mozilla/5.0 (Windows; U; Windows NT 5.1; de; rv:1.9.0.5) Gecko/2008120122 Firefox/3.0.5	4	0.05%	6
105.	222.231.51.82_Mozilla/5.0 (compatible; MSIE or Firefox mutant; not on Windows server; +http://ws.daum.net/aboutWebSearch.html) Daumoa/2.0	4	0.05%	1,496
106.	84-102.206-83.static-ip.oleane.fr_Goldfire Server	4	0.05%	650
107.	209.71.25.4_Mozilla/5.0 (Windows; U; Windows NT 5.1; en-US; rv:1.9.0.5) Gecko/2008120122 Firefox/3.0.5	4	0.05%	4
108.	134.67.2.137_Mozilla/4.0 (compatible; MSIE 7.0; Windows NT 5.1; GTB5; InfoPath.1; .NET CLR 1.1.4322; .NET CLR 2.0.50727; .NET CLR 3.0.04506.30; .NET CLR 3.0.04506.648)	4	0.05%	9
109.	pg2px.pg.com_Mozilla/4.0 (compatible; MSIE 6.0; Windows NT 5.1; SV1; .NET CLR 1.1.4322; .NET CLR 2.0.50727)	3	0.04%	4
110.	162.105.19.249_Mozilla/4.0 (compatible; MSIE 7.0; Windows NT 5.1; .NET CLR 1.1.4322)	3	0.04%	8
111.	snapper.ehs.uga.edu_Mozilla/4.0 (compatible; MSIE 7.0; Windows NT 5.1; .NET CLR 1.1.4322; .NET CLR 2.0.50727)	3	0.04%	7
112.	hqt-p.bcls.lib.nj.us_Mozilla/5.0 (Windows; U; Windows NT 5.1; en-US; rv:1.8.1.1) Gecko/20061204 Firefox/2.0.0.1	3	0.04%	8
113.	156.98.136.1_Mozilla/5.0 (Windows; U; Windows NT 5.1; en-US; rv:1.9.0.5) Gecko/2008120122 Firefox/3.0.5	3	0.04%	5
114.	c-24-16-131-201.hsd1.wa.comcast.net_Mozilla/4.0 (compatible; MSIE 7.0; Windows NT 6.0; WOW64; SIMBAR={FF81CEC0-4EBA-4849-B157-B01D8290C304}; SLCC1; .NET CLR 2.0.50727; .NET CLR 3.0.04506; Media Center PC 5.0)	3	0.04%	3
115.	chelsea-ce.itd.state.ma.us_Mozilla/4.0 (compatible; MSIE 6.0; Windows NT 5.1; SV1; DEP; .NET CLR 1.1.4322; .NET CLR 2.0.50727; InfoPath.1)	3	0.04%	4
116.	204.47.161.231_Mozilla/4.0 (compatible; MSIE 7.0; Windows NT 5.1; FunWebProducts; .NET CLR 1.1.4322; InfoPath.1; .NET CLR 2.0.50727; .NET CLR 3.0.04506.30)	3	0.04%	3
117.	134.67.237.54_Xenu Link Sleuth 1.2f	3	0.04%	4

	Visitor	Visits	% Visits	Hits
118.	dsl081-110-085.den1.dsl.speakeasy.net_Mozilla/5.0 (Windows; U; Windows NT 5.1; en-US; rv:1.7.12) Gecko/20050915 Firefox/1.0.7	3	0.04%	8
119.	nsc69.38.123-233.newsouth.net_Mozilla/4.0 (compatible; MSIE 7.0; Windows NT 5.1; .NET CLR 1.1.4322; .NET CLR 2.0.50727; .NET CLR 3.0.04506.30; .NET CLR 3.0.04506.648)	3	0.04%	3
120.	69.28.157.79_PSITEC - Department of Homeland Security www.dhs.gov	3	0.04%	3
121.	sssdnet.sssd.k12.ar.us_Mozilla/4.0 (compatible; MSIE 6.0; Windows NT 5.1; SV1; .NET CLR 1.1.4322; .NET CLR 2.0.50727; InfoPath.1)	3	0.04%	3
122.	74-94-175-190-NewEngland.hfc.comcastbusiness.net_Mozilla/4.0 (compatible; MSIE 7.0; Windows NT 5.1; .NET CLR 1.1.4322; .NET CLR 2.0.50727; InfoPath.1)	3	0.04%	6
123.	c-67-191-47-4.hsd1.fl.comcast.net_Mozilla/4.0 (compatible; MSIE 7.0; Windows NT 5.1; .NET CLR 1.1.4322)	3	0.04%	8
124.	161.80.46.240_Mozilla/4.0 (compatible; MSIE 7.0; Windows NT 5.1; InfoPath.1; .NET CLR 1.1.4322; .NET CLR 2.0.50727)	3	0.04%	44
125.	c-68-32-76-243.hsd1.ga.comcast.net_Mozilla/5.0 (Windows; U; Windows NT 6.0; en-US; rv:1.9.0.5) Gecko/2008120122 Firefox/3.0.5	3	0.04%	8
126.	96-32-174-144.ga.charter.com_Mozilla/4.0 (compatible; MSIE 7.0; Windows NT 5.1; GTB5; .NET CLR 1.1.4322; .NET CLR 2.0.50727; InfoPath.2; eMusic DLM/3; eMusic DLM/4)	3	0.04%	5
127.	adsl-65-23-229-213.prtc.net_Mozilla/5.0 (Windows; U; Windows NT 6.0; es-ES; rv:1.9.0.5) Gecko/2008120122 Firefox/3.0.5	3	0.04%	8
128.	205.172.107.75_Mozilla/4.0 (compatible; MSIE 6.0; Windows NT 5.1; SV1; PADEP; .NET CLR 1.1.4322; .NET CLR 2.0.50727)	3	0.04%	6
129.	161.80.46.175_Mozilla/4.0 (compatible; MSIE 7.0; Windows NT 5.1; InfoPath.1; .NET CLR 1.1.4322; .NET CLR 2.0.50727)	3	0.04%	13
130.	p185x201.tceq.state.tx.us_Mozilla/4.0 (compatible; MSIE 7.0; Windows NT 5.1; .NET CLR 1.1.4322; .NET CLR 2.0.50727; .NET CLR 3.0.04506.30)	3	0.04%	6
131.	136.229.5.52_Mozilla/4.0 (compatible; MSIE 6.0; Windows NT 5.1; SV1; 3M/IE 6.0;; 3M/MSIE 6.0;; InfoPath.1; .NET CLR 1.1.4322; .NET CLR 2.0.50727; .NET CLR 3.0.04506.30)	3	0.04%	4

	Visitor	Visits	% Visits	Hits
132.	pcd358254.netvigator.com_Mozilla/4.0 (compatible; MSIE 6.0; Windows NT 5.1; SV1; TencentTraveler)	3	0.04%	17
133.	host-74-211-3-69.beyondbb.com_Mozilla/5.0 (compatible; Konqueror/4.1; Linux) KHTML/4.1.3 (like Gecko)	3	0.04%	10
134.	165.132.127.169_Mozilla/4.0 (compatible; MSIE 6.0; Windows NT 5.1; SV1; GTB5; .NET CLR 2.0.50727; .NET CLR 3.0.04506.30; .NET CLR 1.1.4322; InfoPath.2)	3	0.04%	5
135.	451bfcf9.cst.lightpath.net_Mozilla/4.0 (compatible; MSIE 7.0; Windows NT 5.1; .NET CLR 1.1.4322; .NET CLR 2.0.50727; .NET CLR 3.0.04506.30; .NET CLR 3.0.04506.648; InfoPath.1)	3	0.04%	12
136.	c-24-20-12-116.hsd1.or.comcast.net_Mozilla/4.0 (compatible; MSIE 7.0; Windows NT 5.1; FunWebProducts; .NET CLR 1.1.4322; .NET CLR 2.0.50727)	3	0.04%	4
137.	esf142148.esf.edu_Mozilla/4.0 (compatible; MSIE 7.0; Windows NT 5.1; InfoPath.1; .NET CLR 1.1.4322; .NET CLR 2.0.50727; .NET CLR 3.0.04506.30)	3	0.04%	4
138.	161.80.46.70_Mozilla/4.0 (compatible; MSIE 7.0; Windows NT 5.1; InfoPath.1; .NET CLR 1.1.4322; .NET CLR 2.0.50727)	3	0.04%	4
139.	sbcpc2.dhs.gov_Mozilla/4.0 (compatible; MSIE 6.0; Windows NT 5.1; SV1; InfoPath.1; .NET CLR 1.1.4322; .NET CLR 2.0.50727)	3	0.04%	5
140.	nvercb172050.smarttadsl.com_Mozilla/5.0 (Windows; U; Windows NT 5.1; en-US; rv:1.8.1.14) Gecko/20080404 Firefox/2.0.0.14	3	0.04%	4
141.	adsl-144-142-138.rmo.bellsouth.net_Mozilla/5.0 (Windows; U; Windows NT 5.1; en-US; rv:1.9.0.5) Gecko/2008120122 Firefox/3.0.5	3	0.04%	7
142.	c-24-34-29-211.hsd1.ma.comcast.net_Mozilla/5.0 (Windows; U; Windows NT 5.1; en-US; rv:1.9) Gecko/2008052906 Firefox/3.0	3	0.04%	3
143.	c-76-24-191-109.hsd1.ma.comcast.net_Mozilla/4.0 (compatible; MSIE 7.0; Windows NT 6.0; SLCC1; .NET CLR 2.0.50727; Media Center PC 5.0; .NET CLR 3.0.04506)	3	0.04%	4
144.	proxy1.search.re2.yahoo.net_Mozilla/4.0 (compatible; MSIE 7.0; Windows NT 6.0; SLCC1; .NET CLR 2.0.50727; .NET CLR 3.0.04506; InfoPath.2) (via babelfish.yahoo.com)	3	0.04%	6
145.	web1.bit9.com_Mozilla/5.0	3	0.04%	12

	Visitor	Visits	% Visits	Hits
■ 146.	c-71-203-196-224.hsd1.tn.comcast.net_Mozilla/4.0 (compatible; MSIE 7.0; Windows NT 5.1; .NET CLR 1.1.4322; .NET CLR 2.0.50727; Creative ZENcast v1.02.12)	3	0.04%	4
■ 147.	c-24-60-171-88.hsd1.ma.comcast.net_Mozilla/5.0 (Macintosh; U; Intel Mac OS X 10_5_6; en-us) AppleWebKit/525.18.1 (KHTML, like Gecko) Version/3.1.2 Safari/525.20.1	3	0.04%	4
■ 148.	116.125.141.5_Mozilla/5.0 (compatible; MSIE or Firefox mutant; not on Windows server; +http://ws.daum.net/aboutWebSearch.html) Daumoa/2.0	3	0.04%	3
■ 149.	207.195.99.227_Mozilla/4.0 (compatible; MSIE 6.0; Windows NT 5.1; SV1; .NET CLR 1.1.4322; .NET CLR 2.0.50727)	3	0.04%	6
■ 150.	222.106.80.58_Mozilla/4.0 (compatible; MSIE 6.0; Windows NT 5.1; SV1; .NET CLR 1.1.4322)	3	0.04%	4
■ 151.	204.94.174.5_Mozilla/4.0 (compatible; MSIE 6.0; Windows NT 5.1; SV1; InfoPath.1; .NET CLR 2.0.50727; .NET CLR 1.1.4322)	3	0.04%	4
■ 152.	205.225.207.163_Mozilla/4.0 (compatible; MSIE 7.0; Windows NT 5.1; .NET CLR 1.1.4322; InfoPath.1; .NET CLR 2.0.50727)	3	0.04%	4
■ 153.	165.132.127.150_Mozilla/4.0 (compatible; MSIE 7.0; Windows NT 5.1; MathPlayer 2.0; Mozilla/4.0 (compatible; MSIE 6.0; Windows NT 5.1; SV1) ; .NET CLR 2.0.50727; .NET CLR 3.0.04506.30; .NET CLR 1.1.4322; InfoPath.2; .NET CLR 3.0.04506.648)	3	0.04%	14
■ 154.	161.80.112.157_Mozilla/5.0 (Windows; U; Windows NT 5.1; en-US; rv:1.9.0.5) Gecko/2008120122 Firefox/3.0.5	3	0.04%	3
■ 155.	203.161.94.202.static.amnet.net.au_Mozilla/4.0 (compatible; MSIE 6.0; Windows NT 5.1; SV1; .NET CLR 1.1.4322; .NET CLR 2.0.50727)	3	0.04%	4
■ 156.	129.subnet125-163-85.speedy.telkom.net.id_Opera/9.62 (Windows NT 6.0; U; en) Presto/2.1.1	3	0.04%	3
■ 157.	122.129.242.114_Mozilla/4.0 (compatible; MSIE 6.0; Windows NT 5.1; SV1; InfoPath.2; .NET CLR 1.1.4322)	3	0.04%	14
■ 158.	134.67.205.183_Mozilla/4.0 (compatible; MSIE 6.0; Windows NT 5.1; SV1; .NET CLR 1.1.4322; InfoPath.1)	2	0.03%	29
■ 159.	217.218.14.130_Mozilla/4.0 (compatible; MSIE 6.0; Windows NT 5.1; SV1; .NET CLR 1.1.4322; .NET CLR 2.0.50727)	2	0.03%	2

	Visitor	Visits	% Visits	Hits
160.	194.165.128.228_Mozilla/4.0 (compatible; MSIE 7.0; Windows NT 5.1; InfoPath.2; .NET CLR 2.0.50727)	2	0.03%	5
161.	212-97-37-110.dcpool.ip.kpnqwest.it_Mozilla/5.0 (Windows; U; Windows NT 5.1; it; rv:1.9.0.5) Gecko/2008120122 Firefox/3.0.5	2	0.03%	2
162.	h-74-2-113-162.snfccasy.static.covad.net_Mozilla/5.0 (Windows; U; Windows NT 5.1; en-US; rv:1.9.0.4) Gecko/2008102920 Firefox/3.0.4	2	0.03%	3
163.	210.94.166.187_Mozilla/4.0 (compatible; MSIE 7.0; Windows NT 5.1; InfoPath.2; .NET CLR 1.1.4322)	2	0.03%	2
164.	warden4.mecdc.org_Mozilla/4.0 (compatible; MSIE 6.0; Windows NT 5.1; SV1; .NET CLR 1.1.4322; .NET CLR 2.0.50727; .NET CLR 3.0.04506.30)	2	0.03%	2
165.	121.34.74.148_Mozilla/4.0(compatible; MSIE 5.0; Windows 98; DigExt)	2	0.03%	122
166.	crb01.ces.clemson.edu_Mozilla/5.0 (Windows; U; Windows NT 5.1; en-US; rv:1.9.0.5) Gecko/2008120122 Firefox/3.0.5	2	0.03%	4
167.	adsl-149-131-176.bna.bellsouth.net_Mozilla/4.0 (compatible; MSIE 7.0; Windows NT 5.1; GTB5; .NET CLR 1.0.3705; .NET CLR 1.1.4322; Media Center PC 4.0; .NET CLR 2.0.50727; InfoPath.1)	2	0.03%	2
168.	p5496BC2B.dip.t-dialin.net_Mozilla/5.0 (Windows; U; Windows NT 5.1; de; rv:1.9.0.5) Gecko/2008120122 Firefox/3.0.5	2	0.03%	3
169.	emags.tmcnet.com_Mozilla/4.0 (compatible; MSIE 7.0; Windows NT 5.1; GTB5)	2	0.03%	5
170.	crawl0.kosmix.com_voyager/2.0 (http://www.kosmix.com/crawler.html)	2	0.03%	9
171.	dgs51.dgs.udel.edu_Mozilla/4.0 (compatible; MSIE 7.0; Windows NT 5.1; .NET CLR 1.1.4322; .NET CLR 2.0.50727; InfoPath.1; .NET CLR 3.0.04506.30)	2	0.03%	3
172.	198.28.69.5_Mozilla/4.0 (compatible; MSIE 6.0; Windows NT 5.1; SV1; .NET CLR 1.0.3705; .NET CLR 1.1.4322)	2	0.03%	8
173.	208.250.49.254_Mozilla/4.0 (compatible; MSIE 7.0; Windows NT 5.1; .NET CLR 2.0.50727; .NET CLR 3.0.04506.30; InfoPath.2)	2	0.03%	17
174.	static-151-205-27-141.clrk.east.verizon.net_Mozilla/4.0 (compatible; MSIE 7.0; Windows NT 5.1; InfoPath.1; .NET CLR 2.0.50727; .NET CLR 1.1.4322; .NET CLR 3.0.04506.30; .NET CLR 3.0.04506.648)	2	0.03%	2

	Visitor	Visits	% Visits	Hits
175.	cache3.cdc.gov_Opera/9.63 (Windows NT 5.1; U; en) Presto/2.1.1	2	0.03%	7
176.	216.167.52.130_Mozilla/4.0 (compatible; MSIE 6.0; Windows NT 5.1; SV1; .NET CLR 1.1.4322; .NET CLR 2.0.50727; .NET CLR 3.0.04506.30; InfoPath.1)	2	0.03%	2
177.	crawl1.kosmix.com_voyager/2.0 (http://www.kosmix.com/crawler.html)	2	0.03%	2
178.	193.188.73.66_Mozilla/4.0 (compatible; MSIE 6.0; Windows NT 5.1; SV1; .NET CLR 1.1.4322)	2	0.03%	3
179.	c950a8a4.virtua.com.br_Mozilla/4.0 (compatible; MSIE 6.0; Windows NT 5.1; SV1)	2	0.03%	4
180.	hh-ca10-wpw001.na.baesystems.com_Goldfire Server	2	0.03%	109
181.	122.128.40.22_Mozilla/4.0 (compatible; MSIE 7.0; Windows NT 6.0; SLCC1; .NET CLR 2.0.50727; .NET CLR 3.0.04506; InfoPath.2)	2	0.03%	3
182.	203.34.111.1_Mozilla/4.0 (compatible; MSIE 6.0; Windows NT 5.1; SV1; .NET CLR 1.1.4322)	2	0.03%	6
183.	78.16.190.224_Mozilla/4.0 (compatible; MSIE 7.0; Windows NT 5.1; .NET CLR 1.1.4322)	2	0.03%	2
184.	S01060019e3498135.ed.shawcable.net_Mozilla/4.0 (compatible; MSIE 7.0; Windows NT 6.0; WOW64; GTB5; SLCC1; .NET CLR 2.0.50727; .NET CLR 3.0.04506; Media Center PC 5.0; CIBA)	2	0.03%	9
185.	c-24-34-29-211.hsd1.ma.comcast.net_Mozilla/4.0 (compatible; MSIE 7.0; Windows NT 5.1; .NET CLR 1.1.4322; .NET CLR 2.0.50727; InfoPath.1)	2	0.03%	4
186.	static-82-85-0-50.clienti.tiscali.it_Mozilla/4.0 (compatible; MSIE 7.0; Windows NT 5.1; InfoPath.1)	2	0.03%	10
187.	195.175.50.198_Mozilla/4.0 (compatible; MSIE 7.0; Windows NT 5.1; .NET CLR 2.0.50727; .NET CLR 1.1.4322)	2	0.03%	4
188.	208.250.49.131_Mozilla/4.0 (compatible; MSIE 7.0; Windows NT 5.1; GTB5; InfoPath.2)	2	0.03%	136
189.	adsl-68-127-181-240.dsl.pltn13.pacbell.net_Mozilla/5.0 (Macintosh; U; Intel Mac OS X 10.5; en-US; rv:1.9.0.5) Gecko/2008120121 Firefox/3.0.5	2	0.03%	4
190.	dohspxy1.doh.state.fl.us_Mozilla/4.0 (compatible; MSIE 6.0; Windows NT 5.1; SV1; .NET CLR 1.1.4322)	2	0.03%	2

	Visitor	Visits	% Visits	Hits
191.	167-206-128-33.nyit.edu_Mozilla/4.0 (compatible; MSIE 7.0; Windows NT 5.1; GTB5; .NET CLR 1.0.3705; .NET CLR 1.1.4322; Media Center PC 4.0; .NET CLR 2.0.50727)	2	0.03%	3
192.	158.35.225.229_Mozilla/4.0 (compatible; MSIE 6.0; Windows NT 5.1; SV1; .NET CLR 1.1.4322; .NET CLR 2.0.50727; .NET CLR 3.0.04506.30; .NET CLR 3.0.04506.648; .NET CLR 3.5.21022; InfoPath.1)	2	0.03%	2
193.	138.32.236.2_Mozilla/4.0 (compatible; MSIE 6.0; Windows NT 5.1; SV1; .NET CLR 1.1.4322; .NET CLR 2.0.50727)	2	0.03%	7
194.	igate2.mn.man.de_Mozilla/4.0 (compatible; MSIE 6.0; Windows NT 5.2; SV1; .NET CLR 1.1.4322; .NET CLR 2.0.50727; InfoPath.2; .NET CLR 3.0.4506.2152; .NET CLR 3.5.30729)	2	0.03%	2
195.	134.67.2.137_Xenu Link Sleuth 1.3	2	0.03%	5
196.	148.167.193.165_Mozilla/4.0 (compatible; MSIE 6.0; Windows NT 5.1; SV1; GTB5; .NET CLR 1.1.4322; .NET CLR 2.0.50727; .NET CLR 3.0.04506.30)	2	0.03%	3
197.	cpe-076-182-123-043.nc.res.rr.com_Mozilla/5.0 (Windows; U; Windows NT 5.1; en-US; rv:1.9.0.5) Gecko/2008120122 Firefox/3.0.5	2	0.03%	2
198.	ip68-97-45-21.ok.ok.cox.net_Mozilla/5.0 (Windows; U; Windows NT 5.1; en-US; rv:1.9.0.5) Gecko/2008120122 YFF3 Firefox/3.0.5	2	0.03%	6
199.	161.80.46.217_Mozilla/4.0 (compatible; MSIE 7.0; Windows NT 5.1; InfoPath.1; .NET CLR 1.1.4322; .NET CLR 2.0.50727)	2	0.03%	2
200.	160.36.210.84_Mozilla/4.0 (compatible; MSIE 7.0; Windows NT 5.1; .NET CLR 1.1.4322; InfoPath.1)	2	0.03%	5
Subtotal for rows: 1 - 200		2,528	33.00%	29,320
Other		5,132	67.00%	9,963
Total		7,660	100.00%	39,283

items 1-200 of 5000

Top Visitors - Help Card



Column Definitions

Visitor

The IP address, domain name, or cookie of the visitor.

Visits

Number of times the specified visitor visited your site. A visit is a series of actions that begins when a visitor views their first page from the server, and ends when the visitor leaves the site or remains idle beyond the idle-time limit. The default idle-time limit is thirty minutes. This time limit can be changed by the system administrator.

Hits

Number of hits attributed to the specified visitor. Each file requested by a visitor registers as a hit. There can be several hits on each page. While the volume of hits reflects the amount of server traffic, it is not an accurate reflection of the number of pages viewed.



Report Descriptions

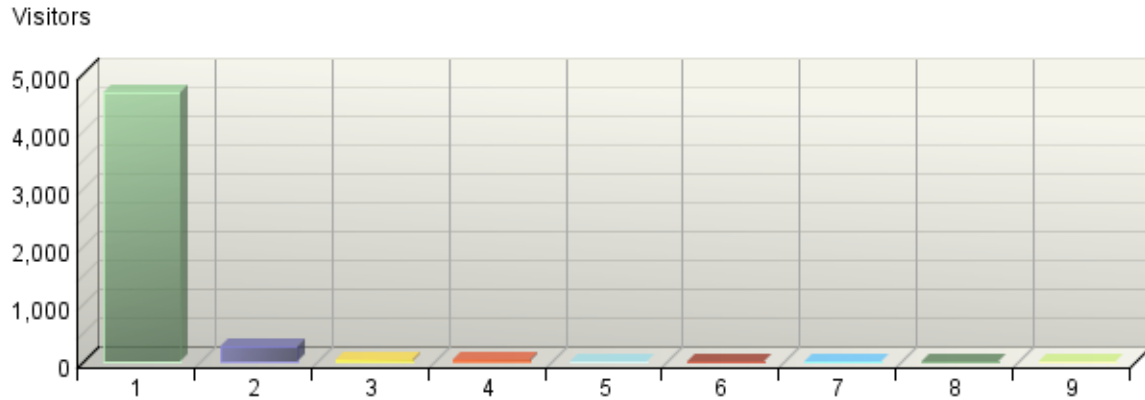
Consider the visitors who use the site most, and tailor your site to their interests and needs. If your site is an intranet, notice which employees use the site most, and find out what they like about it. You might also get feedback from those who use it the least and find out what they are looking for.

Note: If a visitor has a dynamic IP address, or if a group of visitors are behind a proxy server or firewall, this data might be misleading. In the case of a dynamic IP address, multiple IP addresses could be shown for a single visitor, and in the case of a firewall or proxy server, one IP address could be used by more than one visitor.

Visitors by Number of Visits

This report shows the distribution of visitors based on how many times each visitor visited your site.

Visitors by Number of Visits



Visitors by Number of Visits

Number of Visits	Visitors	% Visitors
1 visit	4,670	91.55%
2 visits	274	5.37%
3 visits	49	0.96%
4 visits	24	0.47%
5 visits	10	0.20%
6 visits	3	0.06%
7 visits	4	0.08%
8 visits	3	0.06%
9 visits	1	0.02%
Other	63	1.24%
Total	5,101	100.00%

items 1-9 of 9

Visitors by Number of Visits - Help Card



Column Definitions

Number of Visits

The number of visits by each visitor during the period of the report.

Visitors

Number of individuals who came to your site the amount of times specified in the Number of Visits column.

%

Percentage of visitors who came to your site the amount of times specified in the Number of Visits column.



Report Descriptions

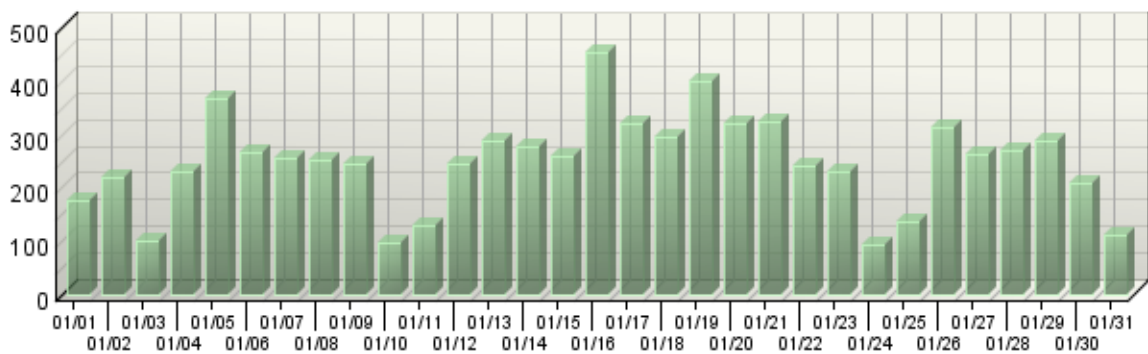
This information can indicate whether or not your site compels visitors to return. Updating web site content is one way to draw return visitors.

Visitors Trend

This report shows how many times visitors visited your web site and how long they stayed. The information is divided into time slices based on the duration of the log file. Some visits may span more than one time interval, and will be counted in each interval where they appear. The sum of visits for all intervals may therefore exceed the total visits shown in the Overview Dashboard page.

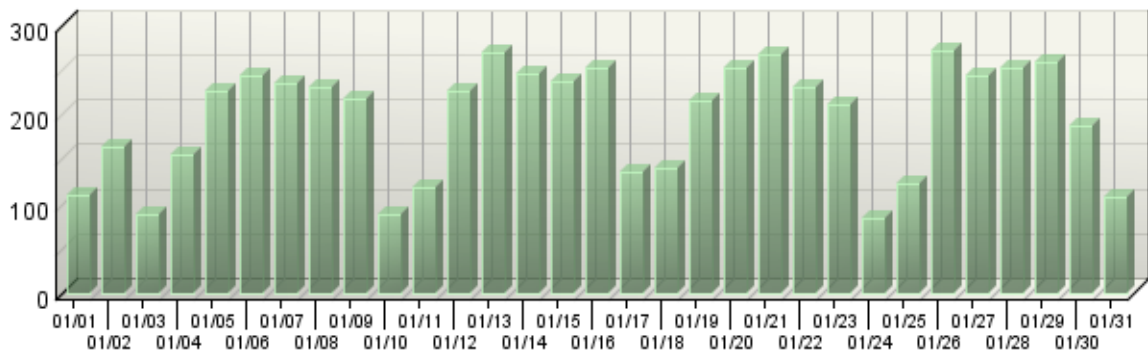
Active Visits Trend

Active Visits



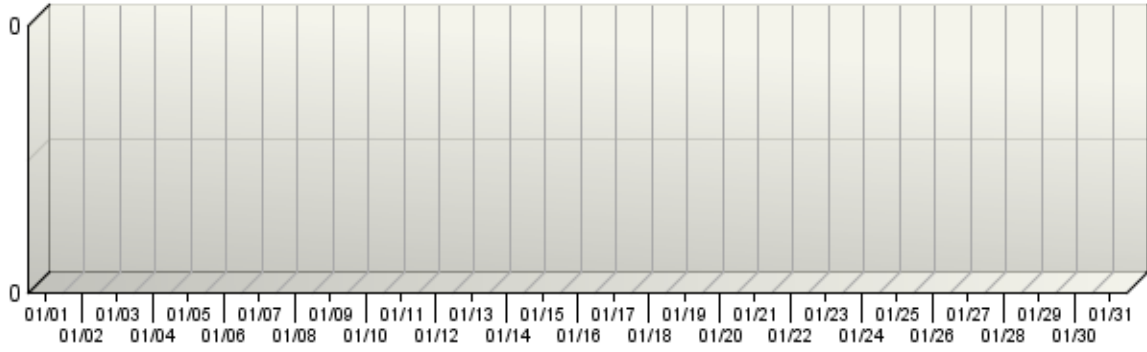
Visitors Trend

Visitors



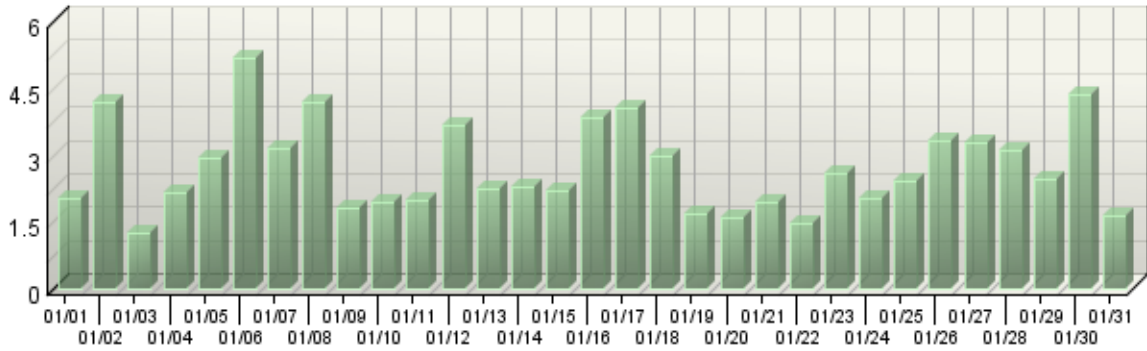
New Visitors Trend

New Visitors

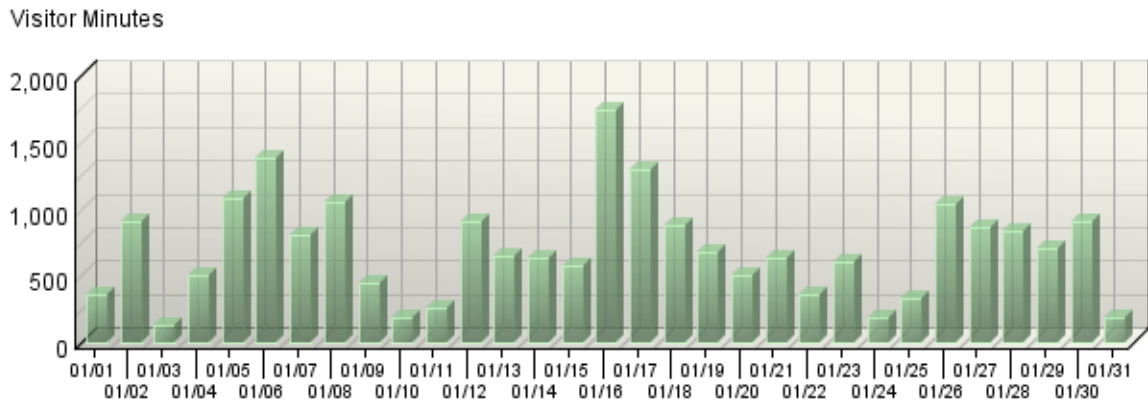


Average Length of Visit Trend

Average Visit Duration



Visitor Minutes Trend



Visitors Trend

Day	Active Visits	Visitors	New Visitors
01/01	177	109	0
01/02	218	163	0
01/03	99	88	0
01/04	232	156	0
01/05	368	227	0
01/06	267	243	0
01/07	256	235	0
01/08	251	230	0
01/09	244	218	0
01/10	98	89	0
01/11	128	118	0
01/12	244	227	0
01/13	286	269	0
01/14	277	245	0
01/15	260	238	0
01/16	453	253	0
01/17	320	135	0
01/18	296	141	0
01/19	399	216	0
01/20	320	253	0
01/21	325	268	0
01/22	241	231	0
01/23	231	211	0
01/24	94	85	0

Day	Active Visits	Visitors	New Visitors
01/25	138	123	0
01/26	312	272	0
01/27	261	244	0
01/28	271	252	0
01/29	286	260	0
01/30	207	188	0
01/31	111	108	0
Total	-	-	0

items 1-31 of 31

Visitors Trend

Day	Average Visit Duration	Visitor Minutes
01/01	00:02:02	360.78
01/02	00:04:10	908.52
01/03	00:01:15	124.27
01/04	00:02:09	501
01/05	00:02:56	1,084.83
01/06	00:05:11	1,385.57
01/07	00:03:09	808.97
01/08	00:04:11	1,052.9
01/09	00:01:50	447.97
01/10	00:01:57	191.75
01/11	00:02:00	257.98
01/12	00:03:41	902.7
01/13	00:02:15	645.28
01/14	00:02:18	637.48
01/15	00:02:11	570.82
01/16	00:03:50	1,737.27
01/17	00:04:03	1,301.18
01/18	00:02:58	881.17
01/19	00:01:41	675.73
01/20	00:01:35	510.53
01/21	00:01:56	632.35
01/22	00:01:28	355.4
01/23	00:02:36	603.6
01/24	00:02:01	190.38
01/25	00:02:24	332.83
01/26	00:03:19	1,038.38
01/27	00:03:16	856.4

Day	Average Visit Duration	Visitor Minutes
01/28	00:03:06	840.25
01/29	00:02:28	708.85
01/30	00:04:21	902.05
01/31	00:01:38	181.35
Total	-	21,628.55

items 1-31 of 31

Visitors Trend - Help Card



Column Definitions

Time Interval (hour, day, etc.)

A one-year report displays monthly time increments. A one-quarter report displays weekly time increments. A one-month report or a one-week report displays daily time increments. A daily report displays hourly time increments. An hour-long interval marked 12:00, for example, includes all activity between 12:00 and 12:59.

Active Visits

Number of active visits to your web site. If a visit spans multiple time intervals, it is counted in each interval. Every visit from a visitor is counted, even if the same visitor came to your web site multiple times. Also included are zero-length visits. A zero-length visit occurs when all hits for that visit are logged with the exact same time stamp.

Visitors

Number of individuals who visited your site during the report interval. For a daily report, if someone visits more than once, that person is counted only the first time he or she visits. Values of "N/A" indicate that the detailed data required is not available. This situation occurs when the Top Visitors report has reached its configured limit or when reports for the corresponding period are turned off. For non-daily reports, the visitor measure total is "N/A" since the same visitor can be counted in multiple intervals.

New Visitors

Number of visitors who had never visited your web site before.

Average Visit Duration

The average amount of time visitors spent at your site within the given time interval. The data is formatted as hh:mm:ss (hours:minutes:seconds). The average visit duration is calculated by dividing the value from the Visitor Minutes column by the value from the Active Visits column.

Visitor Minutes

Number of minutes your web site was viewed, regardless of who was viewing it.



Report Descriptions

Use this page to determine which times your web site is busiest.

Daily averages cut off visits that continue into the next day, whereas weekly averages do not. Therefore, weekly averages may appear a bit longer than daily averages.

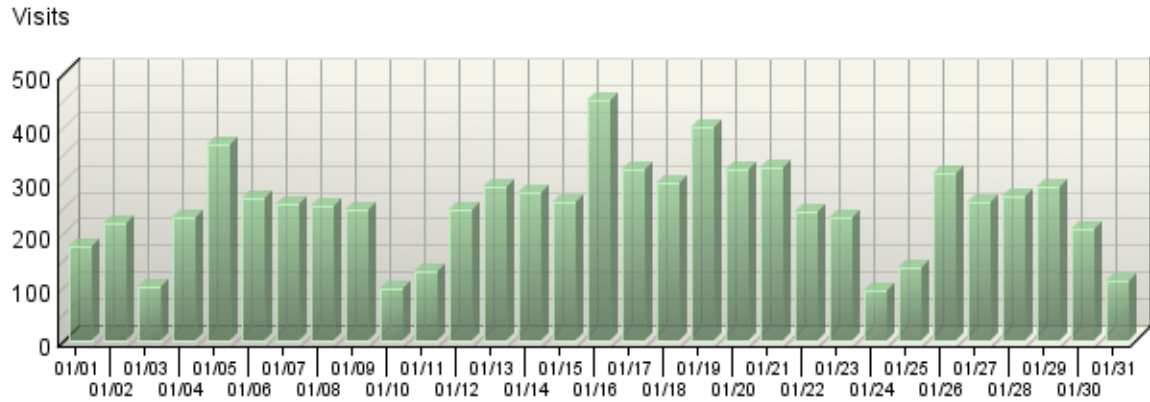
Total - The total for the column. Visits may span more than one time interval and are counted for each hour in this report. We therefore do not provide a total, which would be misleading.

Average - This row gives the average for each column.

Visits Trend

This report shows how the number of visits to your site changes over the course of the report period.

Visits Trend



Visits Trend

Day	Visits	% Visits
01/01	177	2.31%
01/02	218	2.85%
01/03	99	1.29%
01/04	232	3.03%
01/05	368	4.80%
01/06	267	3.48%
01/07	256	3.34%
01/08	250	3.26%
01/09	244	3.18%
01/10	98	1.28%
01/11	128	1.67%
01/12	244	3.18%
01/13	286	3.73%
01/14	277	3.62%
01/15	260	3.39%
01/16	451	5.89%
01/17	319	4.16%
01/18	295	3.85%
01/19	399	5.21%

Day	Visits	% Visits
01/20	320	4.18%
01/21	324	4.23%
01/22	241	3.15%
01/23	231	3.01%
01/24	94	1.23%
01/25	138	1.80%
01/26	312	4.07%
01/27	260	3.39%
01/28	270	3.52%
01/29	286	3.73%
01/30	207	2.70%
01/31	111	1.45%
Total	7,662	100.00%

items 1-31 of 31

Visits Trend - Help Card



Column Definitions

Time Interval (hour, day, etc.)

A one-year report displays monthly time increments. A one-quarter report displays weekly time increments. A one-month report or a one-week report displays daily time increments. A daily report displays hourly time increments. An hour-long interval marked 12:00, for example, includes all activity between 12:00 and 12:59.

Visits

Number of visits to your site during the specified time interval. A visit is a series of actions that begins when a visitor views their first page from the server, and ends when the visitor leaves the site or remains idle beyond the idle-time limit. The default idle-time limit is thirty minutes. This time limit can be changed by the system administrator.

%

Percentage of visits to your site during the specified time interval compared with all visits to your site during the report period.



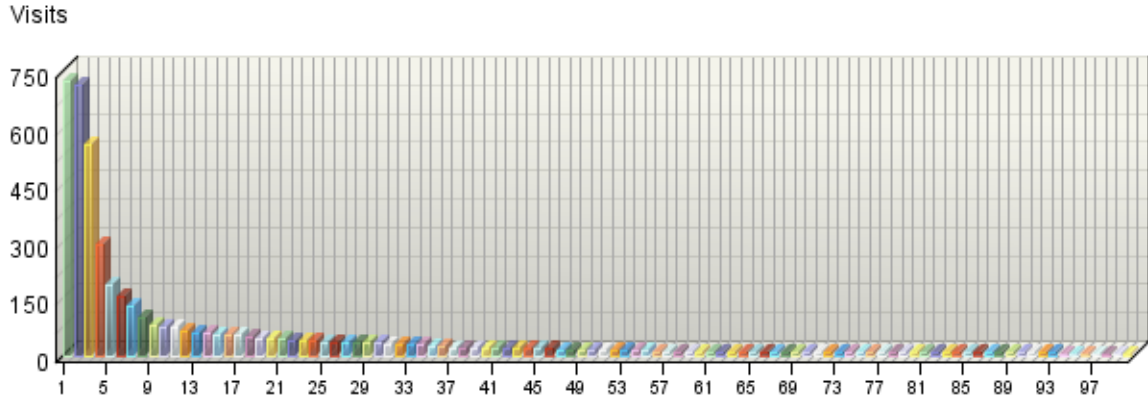
Report Descriptions

Periods of less activity can be considered good times for maintenance and content improvement.

Organizations

If you have enabled the WebTrends GeoTrends Database for this profile, this page will list the most active companies and other organizations visiting your web site.

Organizations by Visits



Organizations

	Organization Domain Name	Visits	% Visits	Hits
■ 1.	Yahoo	726	9.48%	2,400
	Unresolved IP Address	717	9.36%	2,382
	yahoo.net	9	0.12%	18
■ 2.	Internet Assigned Numbers Authority	714	9.32%	1,848
	Unresolved IP Address	400	5.22%	625
	comcast.net	67	0.87%	147
	verizon.net	52	0.68%	65
	charter.com	44	0.57%	739
	rr.com	22	0.29%	43
	sbcglobal.net	21	0.27%	42
	cox.net	12	0.16%	24
	rogers.com	10	0.13%	15
	qwest.net	9	0.12%	10
■ 3.	Korea Internet Data Center Inc.	557	7.27%	634
	Unresolved IP Address	557	7.27%	634
■ 4.	U.S. Environmental Protection Agency	294	3.84%	13,978
	Unresolved IP Address	287	3.75%	1,533

	Organization Domain Name	Visits	% Visits	Hits
	epa.gov	7	0.09%	12,445
■ 5.	EXCALIBUR Group, A Time Warner Company	186	2.43%	440
	rr.com	93	1.21%	128
	comcast.net	54	0.70%	216
	sbcglobal.net	21	0.27%	68
	dsl.bell.ca	4	0.05%	5
	Unresolved IP Address	3	0.04%	5
	cavtel.net	2	0.03%	7
	pavlovmedia.com	2	0.03%	2
	ask.com	2	0.03%	2
	zoominternet.net	1	0.01%	1
	in-addr.arpa	1	0.01%	1
■ 6.	FRANCE TELECOM	159	2.08%	815
	fti.net	153	2.00%	163
	static-ip.oleane.fr	4	0.05%	650
	abo.wanadoo.fr	1	0.01%	1
	Unresolved IP Address	1	0.01%	1
■ 7.	Bell South Intellectual Property Corporation	132	1.72%	216
	bellsouth.net	71	0.93%	122
	Unresolved IP Address	21	0.27%	32
	comcastbusiness.net	6	0.08%	11
	rr.com	5	0.07%	5
	shawgrp.com	3	0.04%	6
	covad.net	3	0.04%	4
	beyondbb.com	3	0.04%	10
	suddenlink.net	3	0.04%	4
	acsalaska.net	2	0.03%	2
	worldpath.net	2	0.03%	4
■ 8.	Comcast Cable Communications, Inc.	99	1.29%	179
	comcast.net	92	1.20%	171
	Unresolved IP Address	7	0.09%	8
■ 9.	Wanadoo Portails	79	1.03%	81
	fti.net	79	1.03%	81
■ 10.	UUNET Technologies, Inc.	75	0.98%	682
	Unresolved IP Address	70	0.91%	676
	k12.va.us	1	0.01%	1
	vfnlaw.com	1	0.01%	1
	alter.net	1	0.01%	1
	smiths-group.com	1	0.01%	1

	Organization Domain Name	Visits	% Visits	Hits
	carrollhospitalcenter.org	1	0.01%	2
■ 11.	Verizon Internet Services Inc.	74	0.97%	214
	verizon.net	67	0.87%	195
	myfairpoint.net	4	0.05%	16
	dvcenter.org	1	0.01%	1
	Unresolved IP Address	1	0.01%	1
	estcal.com	1	0.01%	1
■ 12.	Road Runner HoldCo LLC	66	0.86%	123
	rr.com	65	0.85%	122
	kingengineering.com	1	0.01%	1
■ 13.	American Registry for Internet Numbers	62	0.81%	100
	rr.com	13	0.17%	15
	buckeyecom.net	11	0.14%	34
	Unresolved IP Address	7	0.09%	10
	embarqhsd.net	6	0.08%	8
	lightpath.net	4	0.05%	4
	umich.edu	4	0.05%	6
	ntelos.net	3	0.04%	4
	cox.net	2	0.03%	2
	logixcom.net	2	0.03%	3
	cableone.net	2	0.03%	2
■ 14.	SBC Internet	59	0.77%	95
	rr.com	15	0.20%	23
	comcastbusiness.net	10	0.13%	14
	charter.com	8	0.10%	19
	qwest.net	7	0.09%	10
	sbcglobal.net	3	0.04%	4
	telus.net	3	0.04%	5
	suddenlink.net	3	0.04%	4
	myvzw.com	2	0.03%	4
	clearwire-dns.net	2	0.03%	4
	wideopenwest.com	1	0.01%	1
■ 15.	Latin American and Caribbean IP address Regional Registry	57	0.74%	95
	Unresolved IP Address	13	0.17%	25
	veloxzone.com.br	12	0.16%	20
	virtua.com.br	7	0.09%	13
	prod-infinitum.com.mx	4	0.05%	8
	brasiltelecom.net.br	4	0.05%	7
	telesp.net.br	2	0.03%	4

	Organization Domain Name	Visits	% Visits	Hits
	fem.unicamp.br	2	0.03%	2
	sp.gov.br	1	0.01%	1
	ctbcnetsuper.com.br	1	0.01%	1
	cqa.com.br	1	0.01%	1
16.	RIPE NCC	57	0.74%	112
	Unresolved IP Address	32	0.42%	62
	ttnet.net.tr	4	0.05%	9
	kln.forthnet.gr	2	0.03%	5
	cust-adsl.tiscali.it	2	0.03%	6
	uk2net.com	2	0.03%	5
	retail.telecomitalia.it	2	0.03%	3
	bund.de	2	0.03%	2
	adsl.alicedsl.de	2	0.03%	8
	as9105.com	2	0.03%	3
	79.tellas.gr	1	0.01%	2
17.	Ovh Systems	55	0.72%	1,005
	ovh.net	54	0.70%	1,004
	Unresolved IP Address	1	0.01%	1
18.	Asia Pacific Network Information Center, Pty. Ltd.	49	0.64%	84
	Unresolved IP Address	27	0.35%	51
	122.airtelbroadband.in	10	0.13%	10
	pldt.net	3	0.04%	10
	iinet.net.au	2	0.03%	2
	smartbro.net	2	0.03%	2
	xtra.co.nz	1	0.01%	1
	eonet.ne.jp	1	0.01%	5
	tulipconnect.com	1	0.01%	1
	dsl.net.pk	1	0.01%	1
	optusnet.com.au	1	0.01%	1
19.	CHARTER COMMUNICATIONS	46	0.60%	71
	charter.com	41	0.54%	65
	Unresolved IP Address	2	0.03%	2
	fishinghotspots.com	1	0.01%	1
	leachengineeringvt.com	1	0.01%	2
	k12.mn.us	1	0.01%	1
20.	America Online, Inc.	45	0.59%	48
	aol.com	40	0.52%	41
	Unresolved IP Address	5	0.07%	7
21.	CSC Holdings, Inc.	44	0.57%	67

	Organization Domain Name	Visits	% Visits	Hits
	optonline.net	42	0.55%	65
	Unresolved IP Address	1	0.01%	1
	sharpirosternlieb.com	1	0.01%	1
22.	COX COMMUNICATIONS	42	0.55%	60
	cox.net	41	0.54%	59
	Unresolved IP Address	1	0.01%	1
23.	Comcast Cable Communications	42	0.55%	61
	comcast.net	40	0.52%	59
	Unresolved IP Address	2	0.03%	2
24.	Verizon Trademark Services LLC	40	0.52%	63
	verizon.net	33	0.43%	53
	med.uni-erlangen.de	4	0.05%	6
	ameri-source.com	2	0.03%	3
	myfairpoint.net	1	0.01%	1
25.	Qwest Communications International Inc.	38	0.50%	67
	qwest.net	27	0.35%	53
	Unresolved IP Address	9	0.12%	12
	iauq.com	1	0.01%	1
	tlabwireless.net	1	0.01%	1
26.	SBC Internet Services	37	0.48%	45
	sbcglobal.net	32	0.42%	39
	Unresolved IP Address	4	0.05%	5
	okczoo.com	1	0.01%	1
27.	Comcast Cable Communications, IP Services	37	0.48%	78
	comcast.net	37	0.48%	78
28.	KOREA TELECOM	36	0.47%	61
	Unresolved IP Address	36	0.47%	61
29.	Comcast Cable Communications Holdings, Inc.	34	0.44%	46
	comcast.net	34	0.44%	46
30.	Comcast Cable Communications Holdings, Inc	33	0.43%	45
	comcast.net	32	0.42%	44
	Unresolved IP Address	1	0.01%	1
31.	Comcast Business Communications, Inc.	30	0.39%	77
	fessenden.org	19	0.25%	65
	comcastbusiness.net	9	0.12%	10
	everyday-solutions.com	1	0.01%	1
	Unresolved IP Address	1	0.01%	1
32.	Cox Communications Inc.	30	0.39%	62
	cox.net	29	0.38%	58

	Organization Domain Name	Visits	% Visits	Hits
	madereng.com	1	0.01%	4
■ 33.	KRNIC	30	0.39%	70
	Unresolved IP Address	27	0.35%	65
	samsung.co.kr	2	0.03%	2
	nexg.net	1	0.01%	3
■ 34.	Easy Software Products	29	0.38%	29
	Unresolved IP Address	29	0.38%	29
■ 35.	Sprint DSL Network	26	0.34%	62
	embarqhsd.net	24	0.31%	33
	Unresolved IP Address	1	0.01%	3
	embarqservices.net	1	0.01%	26
■ 36.	ioNET, Inc.	24	0.31%	61
	Unresolved IP Address	10	0.13%	24
	kosmix.com	4	0.05%	11
	ttemi.com	4	0.05%	8
	bit9.com	3	0.04%	12
	technip.us	2	0.03%	5
	cogentco.com	1	0.01%	1
■ 37.	Uninet S.A. de C.V.	21	0.27%	42
	prod-infinitum.com.mx	20	0.26%	41
	uninet-ide.com.mx	1	0.01%	1
■ 38.	PARIS CEDEX 16	20	0.26%	1,130
	oecd.org	20	0.26%	1,130
■ 39.	AT&T Corp.	20	0.26%	25
	Unresolved IP Address	13	0.17%	18
	mchsi.com	2	0.03%	2
	state.in.us	2	0.03%	2
	hhcorp.org	1	0.01%	1
	gstautoleather.com	1	0.01%	1
	sharpsinc.com	1	0.01%	1
■ 40.	Videsh Sanchar Nigam Ltd - India.	19	0.25%	33
	vsnl.net.in	16	0.21%	28
	iitm.ac.in	2	0.03%	4
	Unresolved IP Address	1	0.01%	1
■ 41.	CANTV Servicios	18	0.23%	35
	Unresolved IP Address	4	0.05%	6
	fibertel.com.ar	2	0.03%	6
	cable.net.co	2	0.03%	5
	vtr.net	1	0.01%	9
	emcali.net.co	1	0.01%	1

	Organization Domain Name	Visits	% Visits	Hits
	speedy.com.ar	1	0.01%	1
	intercom.com.sv	1	0.01%	1
	cantv.net	1	0.01%	1
	satnet.net	1	0.01%	1
	bk17-dsl.surnet.cl	1	0.01%	1
■ 42.	Provider Local Registry	18	0.23%	27
	Unresolved IP Address	17	0.22%	24
	dialog.net.pl	1	0.01%	3
■ 43.	BellSouth.net Inc.	18	0.23%	28
	bellsouth.net	9	0.12%	13
	Unresolved IP Address	6	0.08%	7
	mvpschool.com	2	0.03%	7
	katzbarron.com	1	0.01%	1
■ 44.	Time Warner Telecom	18	0.23%	22
	twtelecom.net	10	0.13%	12
	Unresolved IP Address	3	0.04%	5
	ibcschools.edu	2	0.03%	2
	cormetech.com	2	0.03%	2
	ctmale.com	1	0.01%	1
■ 45.	Bay Area Internet Solutions	18	0.23%	28
	guruji.com	18	0.23%	28
■ 46.	Comcast Cable Communications, Inc	18	0.23%	29
	comcast.net	17	0.22%	28
	Unresolved IP Address	1	0.01%	1
■ 47.	PT Telekomunikasi Indonesia	17	0.22%	25
	telkom.net.id	17	0.22%	25
■ 48.	Covad Communications Company	16	0.21%	22
	covad.net	12	0.16%	17
	ebaengineering.com	1	0.01%	1
	peer.org	1	0.01%	1
	shiramiller.com	1	0.01%	2
	pgwg.com	1	0.01%	1
■ 49.	Global Online Services	15	0.20%	29
	global-bd.net	15	0.20%	29
■ 50.	Cellco Partnership DBA Verizon Wireless	15	0.20%	23
	myvzw.com	15	0.20%	23
■ 51.	NIB	14	0.18%	19
	Unresolved IP Address	14	0.18%	19
■ 52.	Japan Network Information Center	14	0.18%	22
	Unresolved IP Address	8	0.10%	14

	Organization Domain Name	Visits	% Visits	Hits
	panasonic.com	2	0.03%	2
	gifu-u.ac.jp	1	0.01%	1
	vectant.ne.jp	1	0.01%	1
	saga-u.ac.jp	1	0.01%	1
	hiroshima-u.ac.jp	1	0.01%	3
■ 53.	Oregon State University	13	0.17%	22
	oregonstate.edu	12	0.16%	21
	ORST.EDU	1	0.01%	1
■ 54.	State of Minnesota	13	0.17%	18
	Unresolved IP Address	12	0.16%	17
	saint-paul.mn.us	1	0.01%	1
■ 55.	Euroaccess	13	0.17%	13
	linktiger.com	13	0.17%	13
■ 56.	North Carolina Research and Education Network	12	0.16%	18
	Unresolved IP Address	9	0.12%	14
	unc.edu	3	0.04%	4
■ 57.	University of Washington	12	0.16%	33
	washington.edu	12	0.16%	33
■ 58.	Shaw Cablesystems G.P.	11	0.14%	14
	shawcable.net	10	0.13%	13
	Unresolved IP Address	1	0.01%	1
■ 59.	Southwestern Bell Internet Services, Inc.	11	0.14%	64
	Unresolved IP Address	5	0.07%	48
	obg.com	1	0.01%	1
	dotnetdotcom.org	1	0.01%	9
	rystec.com	1	0.01%	1
	jw.org	1	0.01%	1
	northwind-inc.com	1	0.01%	2
	ackley.net	1	0.01%	2
■ 60.	AfriNIC - www.afrinic.net	11	0.14%	21
	Unresolved IP Address	6	0.08%	7
	tedata.net	4	0.05%	13
	starcomms.net	1	0.01%	1
■ 61.	Puerto Rico Telephone Company	10	0.13%	18
	prtc.net	10	0.13%	18
■ 62.	imported inetnum object for YONSEI	10	0.13%	24
	Unresolved IP Address	10	0.13%	24
■ 63.	Korea University	10	0.13%	21
	Unresolved IP Address	10	0.13%	21

	Organization Domain Name	Visits	% Visits	Hits
64.	NetSonic	10	0.13%	6,659
	earthmeanders.com	10	0.13%	6,659
65.	PROVIDER	10	0.13%	14
	Unresolved IP Address	4	0.05%	6
	ono.com	2	0.03%	2
	isp.belgacom.be	1	0.01%	1
	aub.edu.lb	1	0.01%	1
	agsmsistemi.it	1	0.01%	1
	squ.edu.om	1	0.01%	3
66.	Hongkong Telecom IMS	9	0.12%	35
	netvigator.com	9	0.12%	35
67.	Georgia Institute of Technology	9	0.12%	18
	gatech.edu	6	0.08%	11
	Unresolved IP Address	3	0.04%	7
68.	DoD Network Information Center	9	0.12%	83
	ces.mil	5	0.07%	75
	hpc.mil	2	0.03%	2
	army.mil	1	0.01%	1
	Unresolved IP Address	1	0.01%	5
69.	Western Washington University	9	0.12%	11
	wwu.edu	8	0.10%	9
	Unresolved IP Address	1	0.01%	2
70.	University of California, Los Angeles	9	0.12%	14
	ucla.edu	6	0.08%	10
	Unresolved IP Address	3	0.04%	4
71.	EarthLink, Inc.	9	0.12%	15
	mindspring.com	9	0.12%	15
72.	University of Michigan -- ITD	9	0.12%	18
	umich.edu	7	0.09%	16
	umflint.edu	2	0.03%	2
73.	Michigan State Government	9	0.12%	20
	Unresolved IP Address	9	0.12%	20
74.	Verizon Internet Services	9	0.12%	17
	verizon.net	9	0.12%	17
75.	Harvard University	9	0.12%	17
	harvard.edu	8	0.10%	16
	Unresolved IP Address	1	0.01%	1
76.	SingNet Pte Ltd	9	0.12%	11
	Unresolved IP Address	9	0.12%	11
77.	National Internet Backbone	9	0.12%	10

	Organization Domain Name	Visits	% Visits	Hits
	Unresolved IP Address	9	0.12%	10
78.	CAMP DRESSER & MCKEE INC. cdm.com	8 7	0.10% 0.09%	10 9
	Unresolved IP Address	1	0.01%	1
79.	CHTD, Chunghwa Telecom Co., Ltd. hinet.net	8 7	0.10% 0.09%	15 12
	Unresolved IP Address	1	0.01%	3
80.	Telstra Internet bigpond.net.au	8 4	0.10% 0.05%	8 4
	Unresolved IP Address	3	0.04%	3
	melbournewater.com.au	1	0.01%	1
81.	University of Georgia uga.edu	8 7	0.10% 0.09%	16 13
	Unresolved IP Address	1	0.01%	3
82.	Internet Allegiance, Inc. algx.net eorinc.com	8 6 2	0.10% 0.08% 0.03%	15 9 6
83.	State of Oregon state.or.us	8 8	0.10% 0.10%	12 12
84.	University of Florida ufl.edu	8 7	0.10% 0.09%	13 11
	Unresolved IP Address	1	0.01%	2
85.	Arizona State University asu.edu	8 7	0.10% 0.09%	42 41
	Unresolved IP Address	1	0.01%	1
86.	Deutsche Telekom AG t-dialin.net dip0.t-ipconnect.de	8 4 3	0.10% 0.05% 0.04%	12 8 3
	Unresolved IP Address	1	0.01%	1
87.	Hughes Network Systems direcway.com direcpc.com	8 7 1	0.10% 0.09% 0.01%	27 26 1
88.	Colorado State University colostate.edu	8 8	0.10% 0.10%	9 9
89.	XO Communications, Inc xo.net tblaw.com hillmanngroup.com	8 5 1 1	0.10% 0.07% 0.01% 0.01%	16 12 1 2
	Unresolved IP Address	1	0.01%	1

	Organization Domain Name	Visits	% Visits	Hits
■ 90.	OECD - Organisation for Economic Co-Operation and Development oecd.org	8 8	0.10% 0.10%	448 448
■ 91.	Frontier Information Technologies INC frontiernet.net Unresolved IP Address cascadedesigns.com	8 5 2 1	0.10% 0.07% 0.03% 0.01%	11 5 5 1
■ 92.	University of Tennessee Unresolved IP Address utk.edu	8 5 3	0.10% 0.07% 0.04%	15 11 4
■ 93.	University of California at Berkeley Berkeley.EDU cdlib.org	8 7 1	0.10% 0.09% 0.01%	10 9 1
■ 94.	Korea Telecom Hitel Co., Ltd. Unresolved IP Address	7 7	0.09% 0.09%	15 15
■ 95.	Iowa State University iastate.edu Unresolved IP Address gsinetblock.net	7 3 2 2	0.09% 0.04% 0.03% 0.03%	9 4 3 2
■ 96.	Illinois Century Network k12.il.us Unresolved IP Address	7 6 1	0.09% 0.08% 0.01%	9 7 2
■ 97.	New York State Department of Environmental Conservation Unresolved IP Address	7 7	0.09% 0.09%	9 9
■ 98.	TriVergent nuvox.net tileusa.com smokeymountaintops.com newsouth.net dermcenter.org	7 3 1 1 1 1	0.09% 0.04% 0.01% 0.01% 0.01%	11 3 1 4 1 2
■ 99.	Videotron Ltee mc.videotron.ca	7 7	0.09% 0.09%	12 12
■ 100.	Pacific Bell Internet Services pacbell.net Unresolved IP Address nctv.com	7 3 3 1	0.09% 0.04% 0.04% 0.01%	8 4 3 1
■ 101.	Global Crossing Unresolved IP Address pattonboggs.com ki.com	7 4 2 1	0.09% 0.05% 0.03% 0.01%	11 7 3 1

	Organization Domain Name	Visits	% Visits	Hits
■ 102.	Ara Tel	7	0.09%	10
	Unresolved IP Address	7	0.09%	10
■ 103.	Easynet Ltd	7	0.09%	8
	sky.com	6	0.08%	7
	Unresolved IP Address	1	0.01%	1
■ 104.	UNIVERSITY OF NORTH TEXAS	7	0.09%	8
	unt.edu	5	0.07%	5
	Unresolved IP Address	2	0.03%	3
■ 105.	National Institutes of Health	7	0.09%	9
	nih.gov	7	0.09%	9
■ 106.	Deutsche Telekom Online Service GmbH	7	0.09%	10
	t-dialin.net	7	0.09%	10
■ 107.	Qwest Communications Corporation	7	0.09%	39
	qwest.net	4	0.05%	4
	Unresolved IP Address	2	0.03%	34
	4240arch.com	1	0.01%	1
■ 108.	Exxon Mobil Corporation	7	0.09%	9
	Unresolved IP Address	7	0.09%	9
■ 109.	TDS Telecom, TDSNET	7	0.09%	9
	tds.net	6	0.08%	8
	capitolbank.com	1	0.01%	1
■ 110.	University of New Hampshire	7	0.09%	7
	unh.edu	7	0.09%	7
■ 111.	Telecom Italia S.p.A. TIN EASY LITE	7	0.09%	9
	retail.telecomitalia.it	7	0.09%	9
■ 112.	Ministry of Education Computer Center	6	0.08%	9
	Unresolved IP Address	3	0.04%	5
	nuk.edu.tw	1	0.01%	2
	tyrc.edu.tw	1	0.01%	1
	fju.edu.tw	1	0.01%	1
■ 113.	TELEFONICA DE ESPANA	6	0.08%	9
	rima-tde.net	5	0.07%	6
	Unresolved IP Address	1	0.01%	3
■ 114.	Universitaet Bremen	6	0.08%	6
	iwt.uni-bremen.de	4	0.05%	4
	Unresolved IP Address	1	0.01%	1
	glyco.uni-bremen.de	1	0.01%	1
■ 115.	University of Massachusetts	6	0.08%	14
	umass.edu	4	0.05%	4
	Unresolved IP Address	2	0.03%	10

	Organization Domain Name	Visits	% Visits	Hits
116.	CNCGROUP Beijing province network	6	0.08%	7
	Unresolved IP Address	6	0.08%	7
117.	University of Minnesota	6	0.08%	9
	umn.edu	6	0.08%	9
118.	Hanaro Telecom, Inc.	6	0.08%	6
	Unresolved IP Address	6	0.08%	6
119.	EarthLink Network, Inc.	6	0.08%	19
	mindspring.com	6	0.08%	19
120.	State Of Arkansas	6	0.08%	6
	k12.ar.us	3	0.04%	3
	Unresolved IP Address	3	0.04%	3
121.	University of Wisconsin	6	0.08%	11
	Unresolved IP Address	3	0.04%	7
	wisc.edu	3	0.04%	4
122.	Seoul National University	6	0.08%	7
	Unresolved IP Address	6	0.08%	7
123.	Sympatico HSE	6	0.08%	11
	dsl.bell.ca	3	0.04%	8
	Unresolved IP Address	2	0.03%	2
	sdsl.bell.ca	1	0.01%	1
124.	Drexel University	6	0.08%	14
	drexel.edu	6	0.08%	14
125.	Level 3 Communications, Inc.	6	0.08%	8
	Unresolved IP Address	3	0.04%	5
	Level3.net	2	0.03%	2
	balticore.net	1	0.01%	1
126.	ADSL-ALC-Static Pool	6	0.08%	19
	ttnet.net.tr	6	0.08%	19
127.	Data Communication Business Group, Chunghwa Telecom Co., Ltd.	6	0.08%	17
	hinet.net	3	0.04%	13
	totbb.net	1	0.01%	1
	Unresolved IP Address	1	0.01%	1
	telkom.net.id	1	0.01%	2
128.	Teale Data Center	6	0.08%	8
	ca.gov	3	0.04%	4
	Unresolved IP Address	3	0.04%	4
129.	Mzima Networks, Inc.	6	0.08%	10
	scansafe.net	6	0.08%	10
130.	Texas A&M University	6	0.08%	12

	Organization Domain Name	Visits	% Visits	Hits
	tamu.edu	6	0.08%	12
131.	RCN	5	0.07%	6
	rcn.com	4	0.05%	5
	Unresolved IP Address	1	0.01%	1
132.	CHINA SCIENCE AND TECHNOLOGY NETWORK	5	0.07%	8
	Unresolved IP Address	5	0.07%	8
133.	Wildblue Communications, Inc.	5	0.07%	8
	wildblue.net	4	0.05%	4
	Unresolved IP Address	1	0.01%	4
134.	Johnson & Johnson	5	0.07%	5
	Unresolved IP Address	4	0.05%	4
	jnj.com	1	0.01%	1
135.	State of NC - State Telecommunications Services	5	0.07%	6
	Unresolved IP Address	4	0.05%	4
	surry.edu	1	0.01%	2
136.	CHINANET beijing province network	5	0.07%	6
	Unresolved IP Address	5	0.07%	6
137.	MTNL CAT B ISP	5	0.07%	26
	mtnl.net.in	3	0.04%	15
	bol.net.in	1	0.01%	1
	Unresolved IP Address	1	0.01%	10
138.	Uninet	5	0.07%	5
	Unresolved IP Address	5	0.07%	5
139.	University of California, Irvine	5	0.07%	14
	uci.edu	5	0.07%	14
140.	CABLE ONE	5	0.07%	5
	cableone.net	5	0.07%	5
141.	Purdue University	5	0.07%	5
	purdue.edu	4	0.05%	4
	Unresolved IP Address	1	0.01%	1
142.	INSIGHT COMMUNICATIONS COMPANY, L.P.	5	0.07%	9
	insightbb.com	5	0.07%	9
143.	US Forest Service	5	0.07%	5
	fs.fed.us	5	0.07%	5
144.	Service Provider Corporation	5	0.07%	5
	mycingular.net	3	0.04%	3
	Unresolved IP Address	2	0.03%	2
145.	D. A. Cox Enterprises, Incorporated	5	0.07%	7

	Organization Domain Name	Visits	% Visits	Hits
	cox.net	5	0.07%	7
146.	Internet Thailand Company Limited inet.co.th	5	0.07%	7
147.	Lieberman Research Worldwide dhs.gov	5	0.07%	7
148.	University of Delaware udel.edu	5	0.07%	18
149.	Jones, Day, Reavis, and Pogue Unresolved IP Address jdrp.com	5 4 1	0.07% 0.05% 0.01%	7 6 1
150.	Louisiana State University lsu.edu	5	0.07%	11
151.	U.S. Geological Survey usgs.gov	5	0.07%	6
152.	Kansas State University ksu.edu Unresolved IP Address	5 3 2	0.07% 0.04% 0.03%	7 5 2
153.	epix Internet Services epix.net	5	0.07%	5
154.	Massachusetts Department of Revenue state.ma.us	5	0.07%	7
155.	University of California, Davis ucdavis.edu Unresolved IP Address	5 3 2	0.07% 0.04% 0.03%	9 3 6
156.	Dartmouth College Dartmouth.EDU Unresolved IP Address	5 4 1	0.07% 0.05% 0.01%	10 7 3
157.	Telewest HSD Platform blueyonder.co.uk	5	0.07%	6
158.	Emirates Telecommunications Corporation Unresolved IP Address	5	0.07%	7
159.	Blinn College Unresolved IP Address	5	0.07%	6
160.	University of Maryland umd.edu	5	0.07%	6
161.	The United States Centers For Disease Control cdc.gov	5	0.07%	10
162.	GCI gci.net	5	0.07%	11
163.	BT Public Internet Service	4	0.05%	6

	Organization Domain Name	Visits	% Visits	Hits
	btcentralplus.com	4	0.05%	6
■ 164.	Emirates Internet	4	0.05%	7
	emirates.net.ae	3	0.04%	5
	Unresolved IP Address	1	0.01%	2
■ 165.	New Jersey Department of Transportation	4	0.05%	4
	state.nj.us	4	0.05%	4
■ 166.	University of Arizona	4	0.05%	4
	Unresolved IP Address	3	0.04%	3
	arizona.edu	1	0.01%	1
■ 167.	Fastweb	4	0.05%	11
	ip13.fastwebnet.it	1	0.01%	4
	ip14.fastwebnet.it	1	0.01%	1
	Unresolved IP Address	1	0.01%	5
	ip18.fastwebnet.it	1	0.01%	1
■ 168.	Neostrada Plus	4	0.05%	5
	adsl.tpnet.pl	3	0.04%	4
	Unresolved IP Address	1	0.01%	1
■ 169.	Pars Online	4	0.05%	4
	parsonline.net	4	0.05%	4
■ 170.	telus	4	0.05%	4
	telus.net	3	0.04%	3
	Unresolved IP Address	1	0.01%	1
■ 171.	McGill University	4	0.05%	8
	VPN.McGill.CA	2	0.03%	2
	Unresolved IP Address	1	0.01%	5
	library.mcgill.ca	1	0.01%	1
■ 172.	Texas Water Commission	4	0.05%	7
	state.tx.us	4	0.05%	7
■ 173.	Battelle Pacific Northwest Laboratory	4	0.05%	8
	pnl.gov	4	0.05%	8
■ 174.	University of New Brunswick, Saint John Campus	4	0.05%	4
	unbsj.ca	3	0.04%	3
	Unresolved IP Address	1	0.01%	1
■ 175.	Cogent Communications	4	0.05%	5
	cogentco.com	2	0.03%	2
	Unresolved IP Address	1	0.01%	2
	sso.org	1	0.01%	1
■ 176.	Southern Illinois University	4	0.05%	5
	siu.edu	4	0.05%	5

	Organization Domain Name	Visits	% Visits	Hits
177.	HANARO Telecom Inc, Unresolved IP Address	4 4	0.05% 0.05%	5 5
178.	University of California at Davis ucdavis.edu Unresolved IP Address	4 3 1	0.05% 0.04% 0.01%	5 4 1
179.	Century Telephone Ent., Inc. centurytel.net	4 4	0.05% 0.05%	4 4
180.	Oklahoma State University Unresolved IP Address okstate.edu	4 2 2	0.05% 0.03% 0.03%	8 2 6
181.	VERIZON verizon.net	4 4	0.05% 0.05%	18 18
182.	AT&T Global Network Services chemtrec.com prserv.net Unresolved IP Address mycingular.net	4 1 1 1 1	0.05% 0.01% 0.01% 0.01% 0.01%	6 2 1 2 1
183.	State of Ohio Network Unresolved IP Address state.oh.us	4 2 2	0.05% 0.03% 0.03%	4 2 2
184.	Utah State University Unresolved IP Address usu.edu	4 3 1	0.05% 0.04% 0.01%	7 3 4
185.	SUNY College of Environmental Science and Forestry esf.edu	4 4	0.05% 0.05%	5 5
186.	Clemson University clemson.edu	4 4	0.05% 0.05%	11 11
187.	MEGAPATH NETWORKS megapath.net ekiconsult.com	4 3 1	0.05% 0.04% 0.01%	7 6 1
188.	Northern Arizona University nau.edu Unresolved IP Address	4 3 1	0.05% 0.04% 0.01%	4 3 1
189.	AT&T Enhanced Network Services Unresolved IP Address attens.net draegermed.com	4 2 1 1	0.05% 0.03% 0.01% 0.01%	5 2 2 1
190.	Sprint Unresolved IP Address	4 2	0.05% 0.03%	5 3

	Organization Domain Name	Visits	% Visits	Hits
	dhs.gov	1	0.01%	1
	cbo.gov	1	0.01%	1
191.	Montgomery County Public Schools	4	0.05%	4
	Unresolved IP Address	4	0.05%	4
192.	Metropolitan Educational Council	4	0.05%	5
	mecdc.org	3	0.04%	3
	rapca.org	1	0.01%	2
193.	Open Computer Network	4	0.05%	9
	ocn.ne.jp	3	0.04%	8
	ocn.ad.jp	1	0.01%	1
194.	Beaver College	4	0.05%	4
	Unresolved IP Address	4	0.05%	4
195.	New York Institute of Technology	4	0.05%	6
	nyit.edu	4	0.05%	6
196.	Pennsylvania State University	4	0.05%	9
	psu.edu	4	0.05%	9
197.	Tracor Aerospace, Inc.	4	0.05%	111
	baesystems.com	4	0.05%	111
198.	PPG Industries, Inc.	4	0.05%	6
	Unresolved IP Address	4	0.05%	6
199.	Hampshire College	4	0.05%	4
	Unresolved IP Address	4	0.05%	4
200.	Michigan State University	4	0.05%	4
	msu.edu	2	0.03%	2
	Unresolved IP Address	2	0.03%	2
	Other	2,306	30.10%	4,683
	Total	7,662	100.00%	39,285

items 1-200 of 200

Organizations - Help Card



Column Definitions

Organization

The name of the organization, which could be a company, a government agency, a school, or any other type of organization. This name was determined by either of the following methods:

- The visitor's IP address matched an Intranet Domain configuration within the Admin Console.
- Looking up the visitor's IP address in the WebTrends GeoTrends Database.

Unknown

The organization could not be determined.

Domain Name

The text name (for example, netiq.com) corresponding to the visitor's IP address. The domain name can be determined from any of the following methods:

- The domain was logged by the web server.
- The IP address matched an Intranet Domain configuration within the Admin Console.
- DNS resolution.

IP addresses that do not resolve to a domain by these methods are categorized as follows:

- Reserved IP Address - The IP address falls within a block of reserved addresses. For example, 192.168.x.x and 10.x.x.x addresses are reserved for private networks.
- Unresolved IP Address - Category for IP addresses that did not resolve to a domain (perhaps because DNS resolution was disabled).

The domain name shown is the second-level domain name, such as netiq.com. For example, all visitors from sales.netiq.com, us.sales.netiq.com, and service.netiq.com are combined in the statistics for netiq.com. If the top-level domain name is a country code, then the third-level domain name is shown also (for example, anycompany.com.au).

Visits

Number of visits to your site from this organization. A visit is a series of actions that begins when a visitor views their first page from the server, and ends when the visitor leaves the site or remains idle beyond the idle-time limit. The default idle-time limit is thirty minutes. This time limit can be changed by the system administrator.

Hits

Number of hits to your site from this organization. Each file requested by a visitor registers as a hit. There can be several hits on each page. While the volume of hits reflects the amount of server traffic, it is not an accurate reflection of the number of pages viewed.



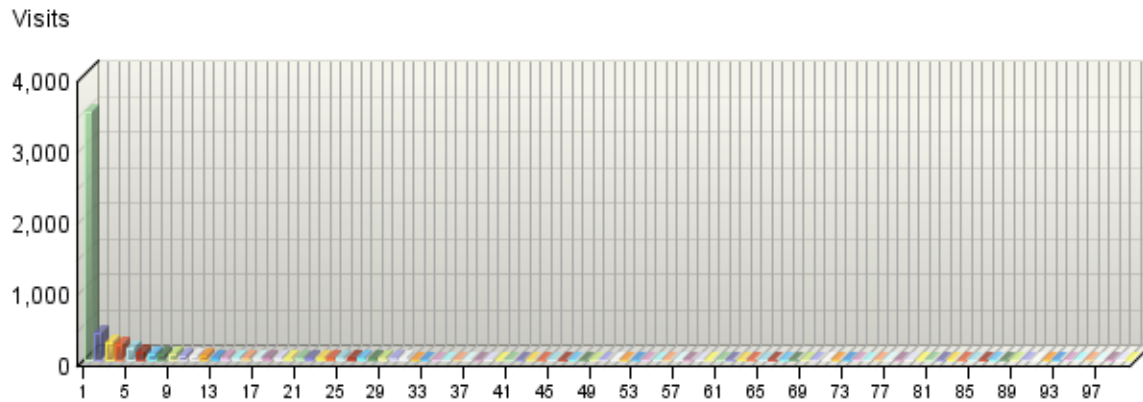
Report Descriptions

Use this information when you are interested in an organization as a whole, such as NetIQ Corporation. You can identify the major domain names from each company, such as netiq.com and webtrends.com from NetIQ.

Domain Names

This report lists the domain name that generates the most activity to your web site.

Domain Names by Visits



Domain Names

	Domain Name	Visits	% Visits	Hits
1.	Unresolved IP Address	3,498	45.65%	8,355
2.	comcast.net	374	4.88%	790
3.	fti.net	232	3.03%	244
4.	rr.com	213	2.78%	336
5.	verizon.net	169	2.21%	354
6.	sbcglobal.net	103	1.34%	211
7.	charter.com	93	1.21%	823
8.	cox.net	90	1.17%	151
9.	bellsouth.net	81	1.06%	136
10.	qwest.net	55	0.72%	95
11.	ovh.net	54	0.70%	1,004
12.	optonline.net	44	0.57%	67
13.	aol.com	40	0.52%	41
14.	embarqhsd.net	31	0.40%	42
15.	pacbell.net	29	0.38%	64
16.	oecd.org	28	0.37%	1,578
17.	swbell.net	25	0.33%	38
18.	comcastbusiness.net	25	0.33%	35
19.	prod-infinitum.com.mx	24	0.31%	49

	Domain Name	Visits	% Visits	Hits
20.	ttnet.net.tr	20	0.26%	41
21.	telkom.net.id	20	0.26%	31
22.	fessenden.org	19	0.25%	65
23.	mindspring.com	18	0.23%	41
24.	guruji.com	18	0.23%	28
25.	myvzw.com	17	0.22%	27
26.	vsnl.net.in	16	0.21%	28
27.	ameritech.net	16	0.21%	18
28.	covad.net	15	0.20%	21
29.	global-bd.net	15	0.20%	29
30.	hinet.net	15	0.20%	40
31.	army.mil	15	0.20%	22
32.	linktiger.com	13	0.17%	13
33.	shawcable.net	13	0.17%	23
34.	usgs.gov	13	0.17%	16
35.	twtelecom.net	13	0.17%	15
36.	dsl.bell.ca	13	0.17%	22
37.	buckeyecom.net	13	0.17%	36
38.	veloxzone.com.br	13	0.17%	21
39.	mchsi.com	12	0.16%	26
40.	suddenlink.net	12	0.16%	18
41.	washington.edu	12	0.16%	33
42.	oregonstate.edu	12	0.16%	21
43.	netvigator.com	12	0.16%	38
44.	rogers.com	12	0.16%	17
45.	umich.edu	11	0.14%	22
46.	prtc.net	11	0.14%	20
47.	spscdns.net	11	0.14%	16
48.	af.mil	11	0.14%	14
49.	t-dialin.net	11	0.14%	18
50.	cableone.net	10	0.13%	11
51.	nih.gov	10	0.13%	25
52.	122.airtelbroadband.in	10	0.13%	10
53.	earthmeanders.com	10	0.13%	6,659
54.	xo.net	9	0.12%	18
55.	mc.videotron.ca	9	0.12%	15
56.	wwu.edu	9	0.12%	11
57.	yahoo.net	9	0.12%	18
58.	retail.telecomitalia.it	9	0.12%	12
59.	rima-tde.net	9	0.12%	11
60.	blueyonder.co.uk	9	0.12%	12

	Domain Name	Visits	% Visits	Hits
61.	direcway.com	9	0.12%	31
62.	windstream.net	8	0.10%	11
63.	virtua.com.br	8	0.10%	15
64.	centurytel.net	8	0.10%	10
65.	harvard.edu	8	0.10%	16
66.	state.ma.us	8	0.10%	10
67.	colostate.edu	8	0.10%	9
68.	scansafe.net	8	0.10%	14
69.	unc.edu	8	0.10%	17
70.	state.or.us	8	0.10%	12
71.	telus.net	7	0.09%	14
72.	speakeasy.net	7	0.09%	14
73.	cdm.com	7	0.09%	9
74.	lightpath.net	7	0.09%	16
75.	wildblue.net	7	0.09%	8
76.	ufl.edu	7	0.09%	11
77.	Berkeley.EDU	7	0.09%	9
78.	asu.edu	7	0.09%	41
79.	epa.gov	7	0.09%	12,445
80.	unh.edu	7	0.09%	7
81.	pldt.net	7	0.09%	15
82.	tds.net	7	0.09%	15
83.	uga.edu	7	0.09%	13
84.	ucdavis.edu	6	0.08%	7
85.	k12.il.us	6	0.08%	7
86.	tamu.edu	6	0.08%	12
87.	fs.fed.us	6	0.08%	6
88.	gatech.edu	6	0.08%	11
89.	wideopenwest.com	6	0.08%	8
90.	noaa.gov	6	0.08%	7
91.	ucla.edu	6	0.08%	10
92.	business.telecomitalia.it	6	0.08%	7
93.	dhs.gov	6	0.08%	8
94.	in-addr.arpa	6	0.08%	6
95.	algx.net	6	0.08%	9
96.	btcentralplus.com	6	0.08%	8
97.	clearwire-dns.net	6	0.08%	8
98.	umn.edu	6	0.08%	9
99.	sky.com	6	0.08%	7
100.	drexel.edu	6	0.08%	14
101.	chevron.com	6	0.08%	6

	Domain Name	Visits	% Visits	Hits
102.	ca.gov	6	0.08%	8
103.	frontiernet.net	5	0.07%	5
104.	umd.edu	5	0.07%	6
105.	ces.mil	5	0.07%	75
106.	udel.edu	5	0.07%	18
107.	cdc.gov	5	0.07%	10
108.	myfairpoint.net	5	0.07%	17
109.	epix.net	5	0.07%	5
110.	unt.edu	5	0.07%	5
111.	zoominternet.net	5	0.07%	6
112.	dejazzd.com	5	0.07%	5
113.	fuse.net	5	0.07%	5
114.	lsu.edu	5	0.07%	11
115.	insightbb.com	5	0.07%	9
116.	gci.net	5	0.07%	11
117.	conversent.net	5	0.07%	6
118.	inet.co.th	5	0.07%	7
119.	uci.edu	5	0.07%	14
120.	ocn.ne.jp	5	0.07%	10
121.	bigpond.net.au	4	0.05%	4
122.	ono.com	4	0.05%	4
123.	tufts.edu	4	0.05%	5
124.	ntelos.net	4	0.05%	5
125.	purdue.edu	4	0.05%	4
126.	pnl.gov	4	0.05%	8
127.	163data.com.cn	4	0.05%	8
128.	nyc.gov	4	0.05%	6
129.	uark.edu	4	0.05%	12
130.	asianet.co.th	4	0.05%	42
131.	psu.edu	4	0.05%	9
132.	state.tx.us	4	0.05%	7
133.	clemson.edu	4	0.05%	11
134.	cavtel.net	4	0.05%	11
135.	newsouth.net	4	0.05%	4
136.	usc.edu	4	0.05%	5
137.	brasiltelecom.net.br	4	0.05%	7
138.	state.nj.us	4	0.05%	4
139.	iwt.uni-bremen.de	4	0.05%	4
140.	tm.net.my	4	0.05%	9
141.	tedata.net	4	0.05%	13
142.	rcn.com	4	0.05%	5

	Domain Name	Visits	% Visits	Hits
143.	arcor-ip.net	4	0.05%	9
144.	uc.edu	4	0.05%	6
145.	home.otenet.gr	4	0.05%	4
146.	kosmix.com	4	0.05%	11
147.	state.fl.us	4	0.05%	4
148.	ptd.net	4	0.05%	9
149.	baesystems.com	4	0.05%	111
150.	parsonline.net	4	0.05%	4
151.	pool.einsundeins.de	4	0.05%	5
152.	nyit.edu	4	0.05%	6
153.	avantel.net.mx	4	0.05%	10
154.	so-net.net.tw	4	0.05%	9
155.	mycingular.net	4	0.05%	4
156.	umass.edu	4	0.05%	4
157.	esf.edu	4	0.05%	5
158.	acsalaska.net	4	0.05%	4
159.	ttemi.com	4	0.05%	8
160.	k12.mn.us	4	0.05%	4
161.	dfo-mpo.gc.ca	4	0.05%	4
162.	ene.com	4	0.05%	10
163.	siu.edu	4	0.05%	5
164.	static-ip.oleane.fr	4	0.05%	650
165.	utc.com	4	0.05%	5
166.	amec.com	4	0.05%	4
167.	med.uni-erlangen.de	4	0.05%	6
168.	wsu.edu	4	0.05%	5
169.	columbia.edu	4	0.05%	5
170.	rdsnet.ro	4	0.05%	7
171.	Dartmouth.EDU	4	0.05%	7
172.	ecopetrol.com.co	3	0.04%	3
173.	ac.in	3	0.04%	3
174.	uiuc.edu	3	0.04%	4
175.	public.mod.uk	3	0.04%	3
176.	bit9.com	3	0.04%	12
177.	worldpath.net	3	0.04%	8
178.	lib.nj.us	3	0.04%	8
179.	matc.edu	3	0.04%	3
180.	mecdc.org	3	0.04%	3
181.	unbsj.ca	3	0.04%	3
182.	dion.ne.jp	3	0.04%	3
183.	demon.co.uk	3	0.04%	4

	Domain Name	Visits	% Visits	Hits
184.	dip0.t-ipconnect.de	3	0.04%	3
185.	atlanticbb.net	3	0.04%	4
186.	ksu.edu	3	0.04%	5
187.	emirates.net.ae	3	0.04%	5
188.	wisc.edu	3	0.04%	4
189.	pg.com	3	0.04%	4
190.	clienti.tiscali.it	3	0.04%	11
191.	doe.gov	3	0.04%	4
192.	beyondbb.com	3	0.04%	10
193.	uiowa.edu	3	0.04%	5
194.	maxonline.com.sg	3	0.04%	3
195.	utk.edu	3	0.04%	4
196.	cogentco.com	3	0.04%	3
197.	Princeton.EDU	3	0.04%	3
198.	megapath.net	3	0.04%	6
199.	apollotech.com.tw	3	0.04%	17
200.	unr.edu	3	0.04%	9
Subtotal for rows: 1 - 200		6,400	83.53%	36,409
Other		1,262	16.47%	2,876
Total		7,662	100.00%	39,285

items 1-200 of 1219

Domain Names - Help Card



Column Definitions

Domain Name

The text name (for example, netiq.com) corresponding to the visitor's IP address. The domain name can be determined from any of the following methods:

- The domain was logged by the web server.
- The IP address matched an Intranet Domain configuration within the Admin Console.
- DNS resolution.

IP addresses that do not resolve to a domain by these methods are categorized as follows:

- Reserved IP Address - The IP address falls within a block of reserved addresses. For example, 192.168.x.x and 10.x.x.x addresses are reserved for private networks.
- Unresolved IP Address - Category for IP addresses that did not resolve to a domain (perhaps because DNS resolution was disabled).

The domain name shown is the second-level domain name, such as netiq.com. For example, all visitors from sales.netiq.com, us.sales.netiq.com, and service.netiq.com are combined in the statistics for netiq.com. If the top-level domain name is a country code, then the third-level domain name is shown also (for example, anycompany.com.au).

Visits

Number of visits to your site from this domain name. A visit is a series of actions that begins when a visitor views their first page from the server, and ends when the visitor leaves the site or remains idle beyond the idle-time limit. The default idle-time limit is thirty minutes. This time limit can be changed by the system administrator.

Hits

Number of hits to your site from this domain name. Each file requested by a visitor registers as a hit. There can be several hits on each page. While the volume of hits reflects the amount of server traffic, it is not an accurate reflection of the number of pages viewed.



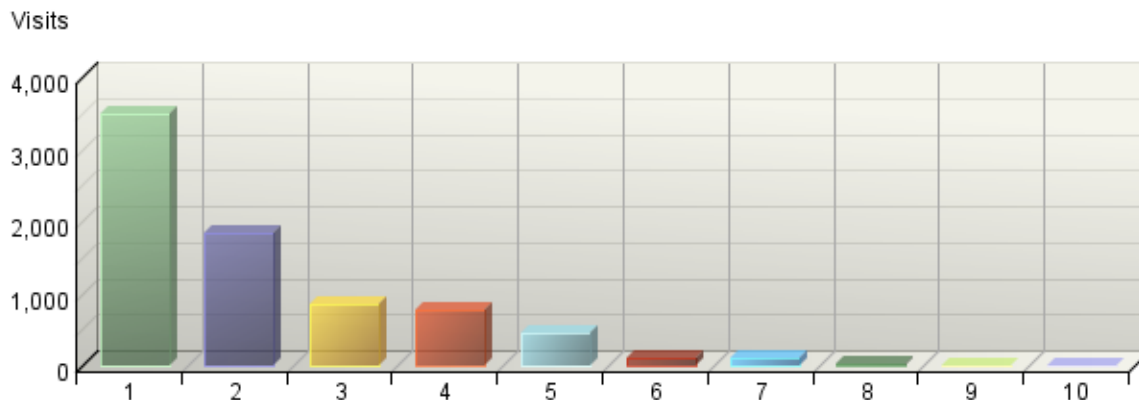
Report Descriptions

Use this information when you are interested in high-level domain names of visitors generating the most activity to your web site.

Top-Level Domain Types

This report provides a breakdown of top-level domain types.

Top-Level Domain Types by Visits



Top-Level Domain Types

Top-Level Domain Types	Visits	% Visits	Hits
Unresolved IP Address	3,498	45.65%	8,355
Network	1,840	24.01%	4,153
Commercial	851	11.11%	8,866
Unknown	764	9.97%	1,901
Education	443	5.78%	806
Government	113	1.47%	13,329
Organization	110	1.44%	1,750
Military	36	0.47%	118
ARPANET	6	0.08%	6
Informational	1	0.01%	1
Total	7,662	100.00%	39,285

items 1-10 of 10

Top-Level Domain Types - Help Card



Column Definitions

Reserved IP Address

The IP address falls within a block of reserved addresses. For example, 192.168.x.x and 10.x.x.x addresses are reserved for private networks.

Unresolved IP Address

Category for IP addresses that did not resolve to a domain (perhaps because DNS resolution was disabled).

Unknown

The domain suffix did not match any of the top-level domain categories.

Top-Level Domain

The suffix of a domain name. A top-level domain can be based on the type of organization (.com, .edu, .museum, .name, etc) or it can be a country code (.uk, .de, .jp, .us, etc.). The top-level domain can be used to identify the type of web site. The following is a partial list of how this report categorizes top-level domains:

- ARPANET: .arpa
- Commercial: .com .co .com.[country code] .co.[country code] .firm.co .firm.ve .ltd.uk .info .biz
- Education: .edu .edu.[country-code] .ed.[country code] .ac.[country code] .school.[country code] .k12.[country code] .re.kr .sch.uk .edunet.tn
- International: .int .int.co .int.ve .intl.tn
- Government: .gov .gov.[country code] .gove.[country code] .go.[country code]
- Military: .mil .mil.[country code]
- Network: .net .ad.jp .ne.kr .net.[country code]
- Organization: .org .or .org.[country code] .or.[country code]
- Personal: .name

Visits

Number of visits to your site from the specified top-level domain. A visit is a series of actions that begins when a visitor views their first page from the server, and ends when the visitor leaves the site or remains idle beyond the idle-time limit. The default idle-time limit is thirty minutes. This time limit can be changed by the system administrator.

Hits

Number of hits to your site from the specified top-level domain. Each file requested by a visitor registers as a hit. There can be several hits on each page. While the volume of hits reflects the amount of server traffic, it is not an accurate reflection of the number of pages viewed.



Report Descriptions

Consider which types of organizations are interested in your site, and consider how you can interest other types of organizations.

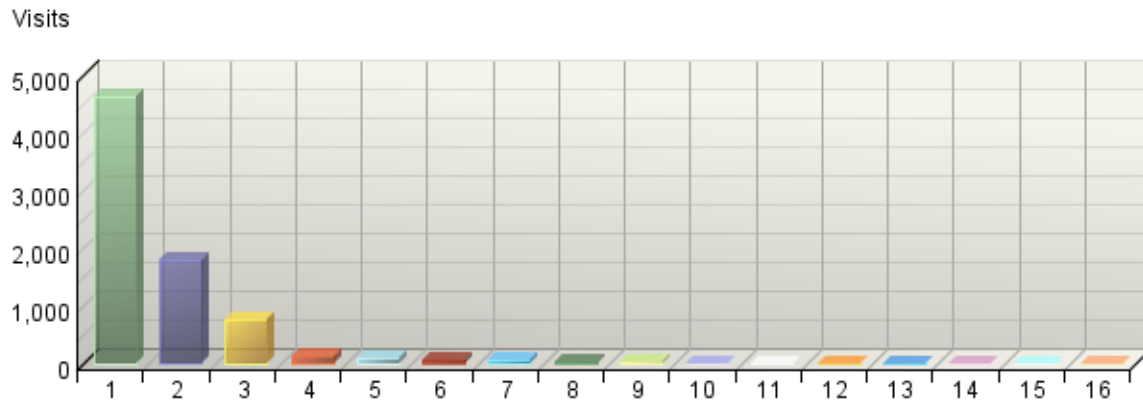
Note: This information can be displayed only if reverse DNS lookups have been performed. Even when DNS lookups are performed, some IP addresses cannot be resolved to a domain name.

Total - This represents the total visits or hits where there was sufficient information to identify the top-level domain. This number may be less than the total activity overall.

Regions

This report identifies the top geographic regions of the visitors to your site.

Regions by Visits



Regions

Regions	Visits	% Visits
1. North America	4,649	60.68%
2. Asia	1,787	23.32%
3. Western Europe	756	9.87%
4. Middle East	117	1.53%
5. South America	113	1.47%
6. Australia	79	1.03%
7. Eastern Europe	68	0.89%
8. Northern Europe	28	0.37%
9. Caribbean Islands	21	0.27%
10. Eastern Africa	16	0.21%
11. Northern Africa	10	0.13%
12. Southern Africa	6	0.08%
13. Pacific Islands	5	0.07%
14. Central America	3	0.04%
15. Western Africa	3	0.04%
16. Central Africa	1	0.01%
Total	7,662	100.00%

items 1-16 of 16

Regions - Help Card



Column Definitions

Regions

The geographic part of the world where visitors to your web site are located. "Region Unspecified" represents visitors whose geographic region could not be determined. "Region Unknown" represents visitors whose country has been determined but not identified with a specific region. If the WebTrends GeoTrends Database is turned on for this profile, the region is determined by looking up the visitor's IP address in this database. If GeoTrends is not enabled, the region will be determined from the domain name.

Visits

Number of visits from this geographic region. A visit is a series of actions that begins when a visitor views their first page from the server, and ends when the visitor leaves the site or remains idle beyond the idle-time limit. The default idle-time limit is thirty minutes. This time limit can be changed by the system administrator.

%

Percentage of total visits that were from this geographic region.



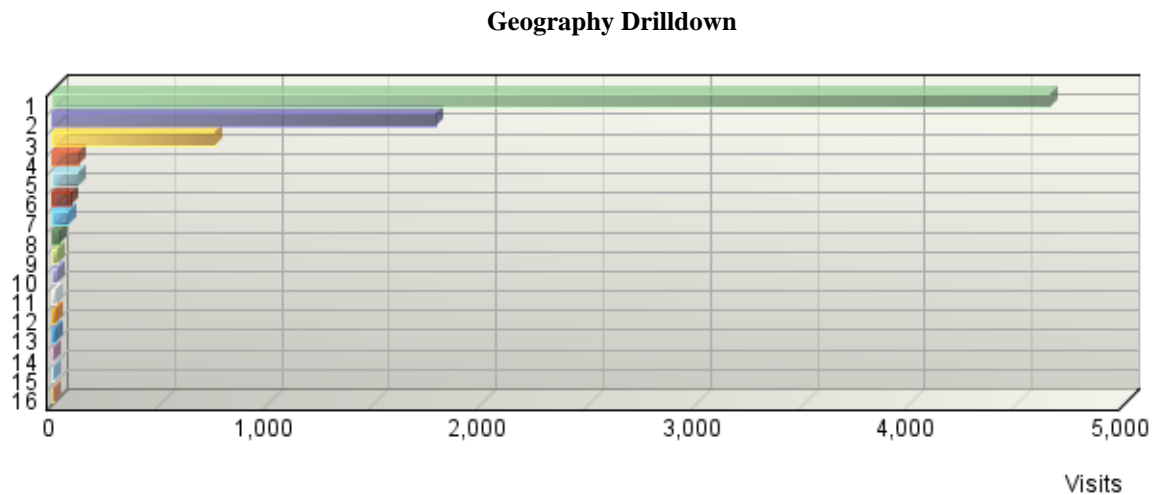
Report Descriptions

This information can help you meet the needs of your target audience as well as discover new audiences. Consider how you can make the content comprehensive and relevant to an international audience.

Note: Use this information carefully because it is based on Internet registration, and may not always be an accurate identifier of the visitor's actual location.

Geography Drilldown

Drilldown presentation of the geographical information (region, country, state/province, city) relating to the visitor's IP address. The WebTrends GeoTrends Database is required to get complete information down to the state and city level.



Geography Drilldown

	Geography (Drilldown)	Visits	% Visits	Page Views
■ 1.	North America	4,649	60.68%	30,196
	United States	4,460	58.21%	29,897
	Canada	145	1.89%	214
	Mexico	44	0.57%	85
■ 2.	Asia	1,787	23.32%	3,965
	Korea (South)	1,413	18.44%	3,165
	India	76	0.99%	131
	China	65	0.85%	217
	Japan	63	0.82%	120
	Taiwan	28	0.37%	68
	Indonesia	24	0.31%	39
	Hong Kong	24	0.31%	52
	Thailand	22	0.29%	64
	Singapore	17	0.22%	19
	Bangladesh	16	0.21%	31
	Malaysia	14	0.18%	22
	Philippines	10	0.13%	14
	Uzbekistan	3	0.04%	6

Geography (Drilldown)		Visits	% Visits	Page Views
	Viet Nam	3	0.04%	4
	Pakistan	3	0.04%	5
	Sri Lanka	3	0.04%	3
	Kazakhstan	1	0.01%	3
	Azerbaijan	1	0.01%	1
	Nepal	1	0.01%	1
■ 3.	Western Europe	756	9.87%	4,340
	France	347	4.53%	3,516
	United Kingdom	89	1.16%	131
	Italy	65	0.85%	119
	Germany	64	0.84%	94
	Europe	59	0.77%	115
	Spain	37	0.48%	59
	Netherlands	31	0.40%	209
	Portugal	23	0.30%	45
	Belgium	13	0.17%	17
	Ireland	8	0.10%	9
	Switzerland	7	0.09%	13
	Greece	6	0.08%	6
	Austria	4	0.05%	4
	Luxembourg	2	0.03%	2
	Malta	1	0.01%	1
■ 4.	Middle East	117	1.53%	182
	Turkey	39	0.51%	71
	Iran	26	0.34%	42
	United Arab Emirates	13	0.17%	20
	Saudi Arabia	10	0.13%	11
	Israel	7	0.09%	8
	Jordan	7	0.09%	12
	Kuwait	6	0.08%	7
	Oman	3	0.04%	5
	Cyprus	2	0.03%	2
	Lebanon	2	0.03%	2
	Bahrain	1	0.01%	1
	Syria	1	0.01%	1
■ 5.	South America	113	1.47%	192
	Uruguay	47	0.61%	91
	Brazil	33	0.43%	52
	Chile	11	0.14%	17
	Colombia	10	0.13%	12
	Venezuela	5	0.07%	9

Geography (Drilldown)		Visits	% Visits	Page Views
	Argentina	3	0.04%	4
	Peru	3	0.04%	6
	Ecuador	1	0.01%	1
■ 6.	Australia	79	1.03%	126
	Australia	79	1.03%	126
■ 7.	Eastern Europe	68	0.89%	128
	Poland	15	0.20%	23
	Romania	12	0.16%	35
	Czech Republic	12	0.16%	23
	Slovenia	5	0.07%	7
	Hungary	5	0.07%	8
	Russian Federation	4	0.05%	4
	Croatia (Hrvatska)	3	0.04%	3
	Bulgaria	3	0.04%	8
	Yugoslavia	3	0.04%	10
	Ukraine	2	0.03%	2
	Albania	1	0.01%	1
	Estonia	1	0.01%	1
	Latvia	1	0.01%	2
	Lithuania	1	0.01%	1
■ 8.	Northern Europe	28	0.37%	44
	Sweden	14	0.18%	18
	Finland	6	0.08%	9
	Denmark	6	0.08%	15
	Norway	2	0.03%	2
■ 9.	Caribbean Islands	21	0.27%	45
	Puerto Rico	17	0.22%	36
	Barbados	2	0.03%	7
	Virgin Islands (U.S.)	1	0.01%	1
	Virgin Islands (British)	1	0.01%	1
■ 10.	Eastern Africa	16	0.21%	27
	Mauritius	11	0.14%	21
	Ethiopia	2	0.03%	2
	Kenya	1	0.01%	2
	Uganda	1	0.01%	1
	Tanzania	1	0.01%	1
■ 11.	Northern Africa	10	0.13%	13
	Egypt	7	0.09%	10
	Sudan	1	0.01%	1
	Morocco	1	0.01%	1
	Libya	1	0.01%	1

	Geography (Drilldown)	Visits	% Visits	Page Views
■	12. Southern Africa	6	0.08%	11
	South Africa	6	0.08%	11
■	13. Pacific Islands	5	0.07%	5
	New Zealand (Aotearoa)	4	0.05%	4
	Solomon Islands	1	0.01%	1
■	14. Western Africa	3	0.04%	7
	Cameroon	2	0.03%	6
	Nigeria	1	0.01%	1
■	15. Central America	3	0.04%	3
	Costa Rica	2	0.03%	2
	El Salvador	1	0.01%	1
■	16. Central Africa	1	0.01%	1
	Angola	1	0.01%	1
	Total	7,662	100.00%	39,285

items 1-16 of 16

Geography Drilldown - Help Card



Column Definitions

Geography (Drilldown)

Drilldown presentation of the geographical information (region, country, state/province, city) relating to the visitor's IP address. The WebTrends GeoTrends Database is required to get complete information down to the state and city level.

Visits

A visit is a series of actions that begins when a visitor views their first page from the server, and ends when the visitor leaves the site or remains idle beyond the idle-time limit. The default idle-time limit is thirty minutes. This time limit can be changed by the system administrator.

Note that if the dimension changes state during the course of a visit (such as a visitor changing from non-buyer to buyer), the visit will be recorded for both states. In such cases, the total of visits in this report may be greater than the number of visits reported in the Overview. In the Key Metrics report for example, if a visit spans several hours, it is recorded in each of the hours.

% of Visits

Percentage of visits for this row compared to the total visits for this table.

Page Views

A hit to any file classified as a page. In order to view a web page with embedded images, for example, a browser must retrieve multiple files. The page and its embedded files counts as a single page view.



Report Descriptions

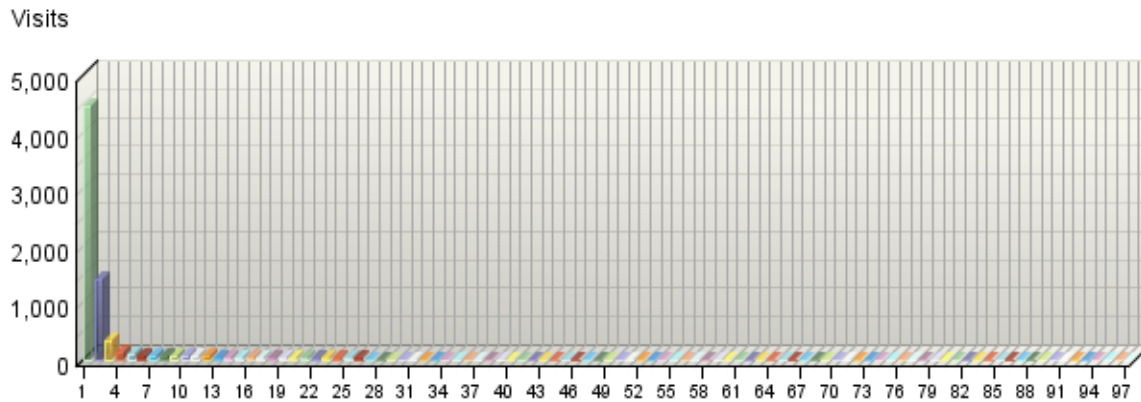
This information can help you meet the needs of your target audience as well as discover new audiences. Consider how you can make the content comprehensive and relevant to an international audience.

Note: Use this information carefully because it is based on Internet registration, and may not always be an accurate identifier of the visitor's actual location.

Countries

This report identifies the top countries of the visitors to your site.

Countries by Visits



Countries

	Countries	Visits	% Visits
1.	United States (US)	4,460	58.21%
2.	Korea (South) (KR)	1,413	18.44%
3.	France (FR)	347	4.53%
4.	Canada (CA)	145	1.89%
5.	United Kingdom (UK)	89	1.16%
6.	Australia (AU)	79	1.03%
7.	India (IN)	76	0.99%
8.	Italy (IT)	65	0.85%
9.	China (CN)	65	0.85%
10.	Germany (DE)	64	0.84%
11.	Japan (JP)	63	0.82%
12.	Western Europe - country unspecified (EU)	59	0.77%
13.	Uruguay (UY)	47	0.61%
14.	Mexico (MX)	44	0.57%
15.	Turkey (TR)	39	0.51%
16.	Spain (ES)	37	0.48%
17.	Brazil (BR)	33	0.43%
18.	Netherlands (NL)	31	0.40%
19.	Taiwan (TW)	28	0.37%

	Countries	Visits	% Visits
20.	Iran (IR)	26	0.34%
21.	Indonesia (ID)	24	0.31%
22.	Hong Kong (HK)	24	0.31%
23.	Portugal (PT)	23	0.30%
24.	Thailand (TH)	22	0.29%
25.	Singapore (SG)	17	0.22%
26.	Puerto Rico (PR)	17	0.22%
27.	Bangladesh (BD)	16	0.21%
28.	Poland (PL)	15	0.20%
29.	Malaysia (MY)	14	0.18%
30.	Sweden (SE)	14	0.18%
31.	Belgium (BE)	13	0.17%
32.	United Arab Emirates (AE)	13	0.17%
33.	Czech Republic (CZ)	12	0.16%
34.	Romania (RO)	12	0.16%
35.	Mauritius (MU)	11	0.14%
36.	Chile (CL)	11	0.14%
37.	Colombia (CO)	10	0.13%
38.	Saudi Arabia (SA)	10	0.13%
39.	Philippines (PH)	10	0.13%
40.	Ireland (IE)	8	0.10%
41.	Egypt (EG)	7	0.09%
42.	Jordan (JO)	7	0.09%
43.	Switzerland (CH)	7	0.09%
44.	Israel (IL)	7	0.09%
45.	Kuwait (KW)	6	0.08%
46.	Greece (GR)	6	0.08%
47.	Finland (FI)	6	0.08%
48.	South Africa (ZA)	6	0.08%
49.	Denmark (DK)	6	0.08%
50.	Hungary (HU)	5	0.07%
51.	Venezuela (VE)	5	0.07%
52.	Slovenia (SI)	5	0.07%
53.	Russian Federation (RU)	4	0.05%
54.	New Zealand (NZ)	4	0.05%
55.	Austria (AT)	4	0.05%
56.	Argentina (AR)	3	0.04%
57.	Pakistan (PK)	3	0.04%
58.	Croatia (Hrvatska) (HR)	3	0.04%
59.	Viet Nam (VN)	3	0.04%
60.	Sri Lanka (LK)	3	0.04%

	Countries	Visits	% Visits
61.	Yugoslavia (YU)	3	0.04%
62.	Uzbekistan (UZ)	3	0.04%
63.	Oman (OM)	3	0.04%
64.	Peru (PE)	3	0.04%
65.	Bulgaria (BG)	3	0.04%
66.	Barbados (BB)	2	0.03%
67.	Luxembourg (LU)	2	0.03%
68.	Norway (NO)	2	0.03%
69.	Ethiopia (ET)	2	0.03%
70.	Ukraine (UA)	2	0.03%
71.	Cyprus (CY)	2	0.03%
72.	Costa Rica (CR)	2	0.03%
73.	Lebanon (LB)	2	0.03%
74.	Cameroon (CM)	2	0.03%
75.	Nigeria (NG)	1	0.01%
76.	Uganda (UG)	1	0.01%
77.	Kazakhstan (KZ)	1	0.01%
78.	El Salvador (SV)	1	0.01%
79.	Libya (LY)	1	0.01%
80.	Latvia (LV)	1	0.01%
81.	Estonia (EE)	1	0.01%
82.	Azerbaijan (AZ)	1	0.01%
83.	Malta (MT)	1	0.01%
84.	Sudan (SD)	1	0.01%
85.	Nepal (NP)	1	0.01%
86.	Ecuador (EC)	1	0.01%
87.	Solomon Islands (SB)	1	0.01%
88.	Morocco (MA)	1	0.01%
89.	Syria (SY)	1	0.01%
90.	Tanzania (TZ)	1	0.01%
91.	Lithuania (LT)	1	0.01%
92.	Albania (AL)	1	0.01%
93.	Kenya (KE)	1	0.01%
94.	Virgin Islands (U.S.) (VI)	1	0.01%
95.	Virgin Islands (British) (VG)	1	0.01%
96.	Angola (AO)	1	0.01%
97.	Bahrain (BH)	1	0.01%
	Total	7,662	100.00%

items 1-97 of 97

Countries - Help Card



Column Definitions

Countries

If the WebTrends GeoTrends Database is turned on for this profile, the country is determined by looking up the visitor's IP address in this database. If GeoTrends is not enabled, the country will be determined from the domain name.

Visits

Number of visits from the specified country. A visit is a series of actions that begins when a visitor views their first page from the server, and ends when the visitor leaves the site or remains idle beyond the idle-time limit. The default idle-time limit is thirty minutes. This time limit can be changed by the system administrator.

%

Percentage of total visits from the specified country.

Unknown Origin

The country associated with the visitor's domain name could not be determined.



Report Descriptions

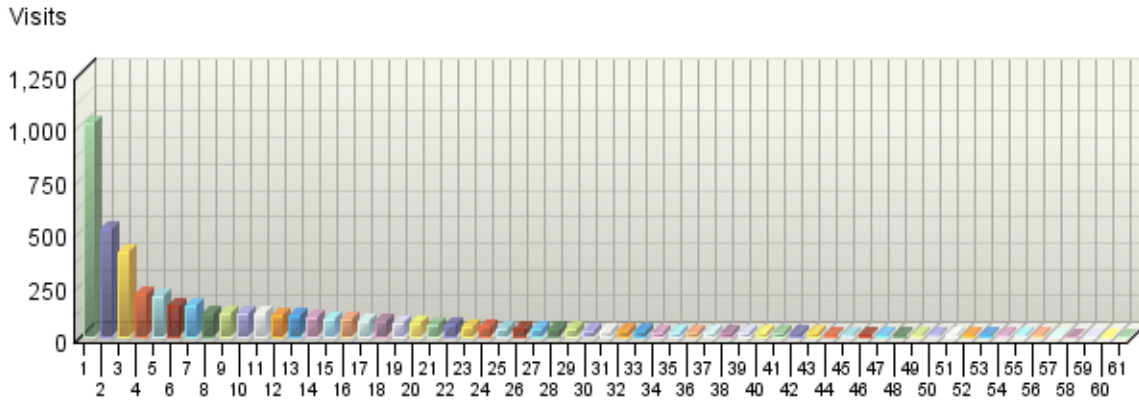
This information can help you meet the needs of your target audience as well as discover new audiences. Consider how you can make the content comprehensive and relevant to an international audience.

Note: Use this information carefully because it is based on Internet registration, and may not always be an accurate identifier of the visitor's actual location.

North American States and Provinces

If you have enabled the WebTrends GeoTrends Database for this profile, this page will list the states and provinces of North America with your most active visitors.

North American States and Provinces by Visits



North American States and Provinces

	States and Provinces	Visits	% Visits
■	1. California	1,011	22.12%
■	2. Virginia	509	11.14%
■	3. North Carolina	402	8.80%
■	4. Texas	202	4.42%
■	5. New York	188	4.11%
■	6. New Jersey	146	3.19%
■	7. Massachusetts	142	3.11%
■	8. Pennsylvania	114	2.49%
■	9. Illinois	112	2.45%
■	10. Georgia	111	2.43%
■	11. Ohio	109	2.39%
■	12. Florida	104	2.28%
■	13. Colorado	103	2.25%
■	14. Washington	94	2.06%
■	15. Maryland	86	1.88%
■	16. D.C.	82	1.79%
■	17. Minnesota	73	1.60%
■	18. Michigan	69	1.51%

	States and Provinces	Visits	% Visits
19.	Arizona	64	1.40%
20.	Ontario	60	1.31%
21.	Missouri	55	1.20%
22.	Tennessee	53	1.16%
23.	Oregon	50	1.09%
24.	Wisconsin	48	1.05%
25.	Nebraska	39	0.85%
26.	Indiana	36	0.79%
27.	South Carolina	34	0.74%
28.	Louisiana	34	0.74%
29.	Connecticut	33	0.72%
30.	Oklahoma	25	0.55%
31.	Utah	25	0.55%
32.	Quebec	23	0.50%
33.	Iowa	23	0.50%
34.	Alabama	22	0.48%
35.	Kansas	22	0.48%
36.	Alberta	20	0.44%
37.	British Columbia	20	0.44%
38.	Mississippi	19	0.42%
39.	New Hampshire	18	0.39%
40.	Maine	16	0.35%
41.	Arkansas	15	0.33%
42.	Kentucky	15	0.33%
43.	Nevada	14	0.31%
44.	Idaho	13	0.28%
45.	Wyoming	12	0.26%
46.	West Virginia	12	0.26%
47.	Rhode Island	10	0.22%
48.	Delaware	9	0.20%
49.	South Dakota	9	0.20%
50.	North Dakota	9	0.20%
51.	New Mexico	8	0.18%
52.	Alaska	8	0.18%
53.	Vermont	7	0.15%
54.	Hawaii	7	0.15%
55.	Saskatchewan	6	0.13%
56.	New Brunswick	5	0.11%
57.	Nova Scotia	4	0.09%
58.	Newfoundland	4	0.09%
59.	Montana	4	0.09%

	States and Provinces	Visits	% Visits
60.	Manitoba	2	0.04%
61.	Prince Edward Island	1	0.02%
	Total	4,570	100.00%

items 1-61 of 61

North American States and Provinces - Help Card



Column Definitions

States and Provinces

If the WebTrends GeoTrends Database is turned on for this profile, the location is determined by looking up the visitor's IP address in this database.

Visits

Number of visits from this state or province. A visit is a series of actions that begins when a visitor views their first page from the server, and ends when the visitor leaves the site or remains idle beyond the idle-time limit. The default idle-time limit is thirty minutes. This time limit can be changed by the system administrator.

%

Percentage of total visits from this state or province.



Report Descriptions

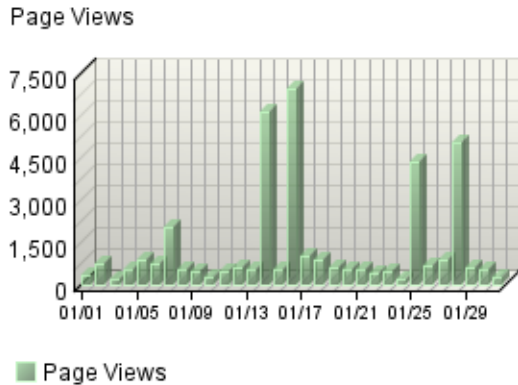
This information can help you meet the needs of your target audience as well as discover new audiences. Consider how you can make the content comprehensive and relevant to an international audience.

Note: Use this information carefully, because it is based on Internet registration and may not always be an accurate identifier of the visitor's actual location.

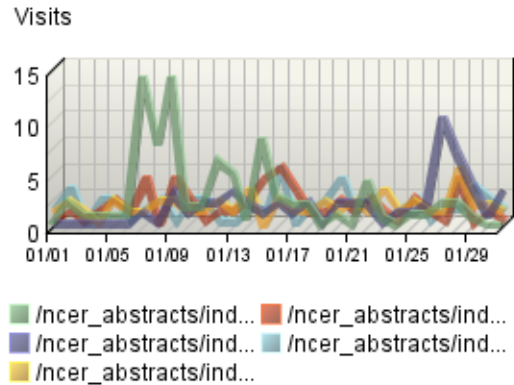
Pages Dashboard

This displays key graphs and tables that provide an overview of the Pages chapter. When viewing through the on-demand interface, you can click on the title of a graph or table to navigate to the corresponding page.

Page Views Trend



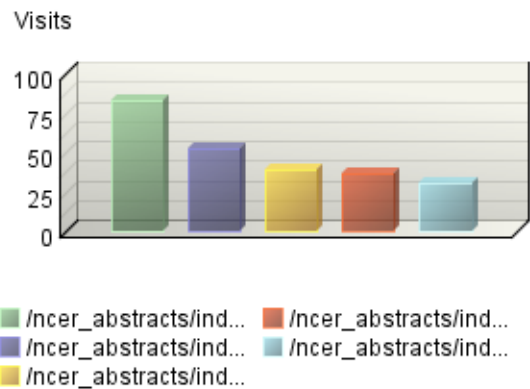
Pages by Visits Trend



Content Groups by Visits

No data is available for this graph.

Entry Pages

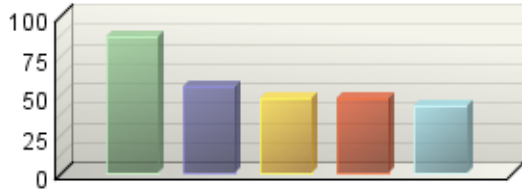


Page View Summary

Page Views	39,285
Average per Day	1,267
Average Page Views per Visit	5.13

Pages by Visits

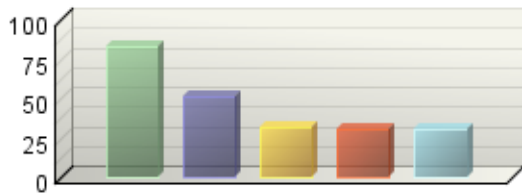
Visits



/ncer_abstracts/index.cfm /ncer_abstracts/index.cfm
/ncer_abstracts/index.cfm /ncer_abstracts/index.cfm
/ncer_abstracts/index.cfm

Exit Pages


Visits



/ncer_abstracts/index.cfm /ncer_abstracts/index.cfm
/ncer_abstracts/index.cfm /ncer_abstracts/index.cfm
/ncer_abstracts/index.cfm

Directories by Visits

Visits

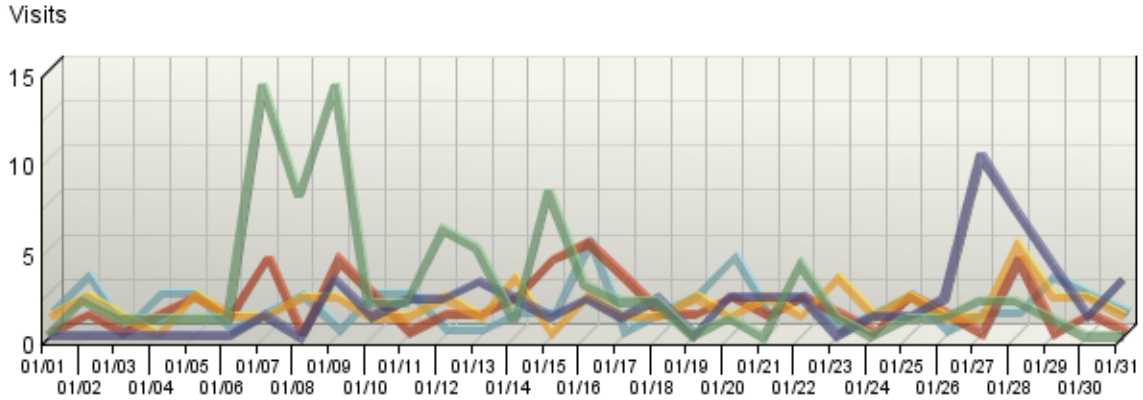


/ncer_abstracts/index.cfm/fuseaction

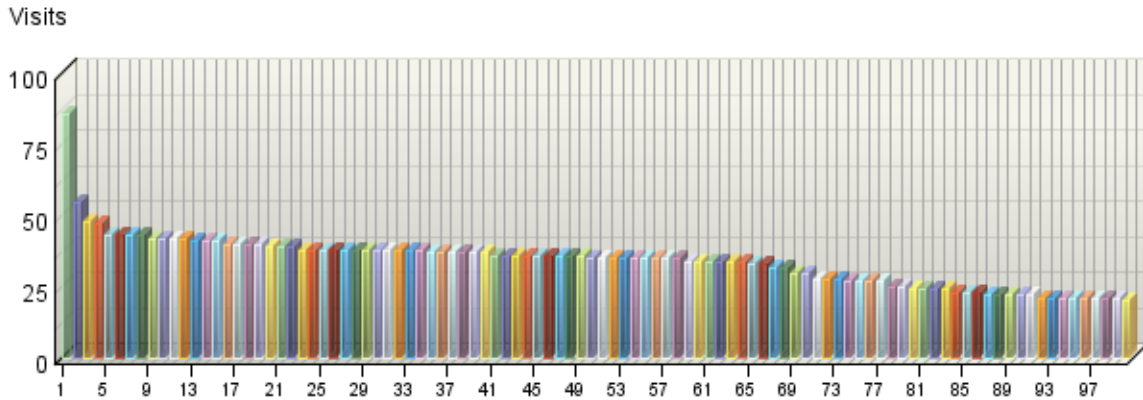
Pages

This identifies the most popular web pages on your site and shows you the number of visits for each, and displays the average length of time the page was viewed.

Pages by Visits Trend



Pages by Visits



Pages

	Pages	Visits	Views	Average Time Viewed
■ 1.	http://cfpub.epa.gov/ncer_abstracts/index.cfm/fuseaction/display.abstractDetail/abstract/987/report/0/	86	97	00:03:55

	Pages	Visits	Views	Average Time Viewed
2.	http://cfpub.epa.gov/ncer/abstracts/index.cfm/fuseaction/display.abstractDetail/abstract/589/report/0/	55	58	00:01:13
3.	http://cfpub.epa.gov/ncer/abstracts/index.cfm/fuseaction/display.abstractDetail/abstract/8448/report/0/	48	50	00:01:33
4.	http://cfpub.epa.gov/ncer/abstracts/index.cfm/fuseaction/display.abstractDetail/abstract/1662/report/0/	47	51	00:02:50
5.	http://cfpub.epa.gov/ncer/abstracts/index.cfm/fuseaction/display.abstractDetail/abstract/1061/report/0/	43	47	00:00:51
6.	http://cfpub.epa.gov/ncer/abstracts/index.cfm/fuseaction/display.abstractDetail/abstract/7392/report/0/	43	43	00:00:48
7.	http://cfpub.epa.gov/ncer/abstracts/index.cfm/fuseaction/display.abstractDetail/abstract/8446/report/0/	43	43	00:00:15
8.	http://cfpub.epa.gov/ncer/abstracts/index.cfm/fuseaction/display.abstractDetail/abstract/7136/report/0/	43	44	00:00:36
9.	http://cfpub.epa.gov/ncer/abstracts/index.cfm/fuseaction/display.abstractDetail/abstract/6051/report/0/	42	52	00:08:46
10.	http://cfpub.epa.gov/ncer/abstracts/index.cfm/fuseaction/display.abstractDetail/abstract/5266/report/0/	42	55	00:01:31
11.	http://cfpub.epa.gov/ncer/abstracts/index.cfm/fuseaction/display.abstractDetail/abstract/2373/report/0/	42	43	00:00:07
12.	http://cfpub.epa.gov/ncer/abstracts/index.cfm/fuseaction/display.abstractDetail/abstract/6345/report/0/	42	44	00:00:07
13.	http://cfpub.epa.gov/ncer/abstracts/index.cfm/fuseaction/display.abstractDetail/abstract/8803/report/0/	41	46	00:02:58
14.	http://cfpub.epa.gov/ncer/abstracts/index.cfm/fuseaction/display.abstractDetail/abstract/8450/report/0/	41	41	00:00:04
15.	http://cfpub.epa.gov/ncer/abstracts/index.cfm/fuseaction/display.abstractDetail/abstract/7178/report/0/	41	41	00:00:09
16.	http://cfpub.epa.gov/ncer/abstracts/index.cfm/fuseaction/display.abstractDetail/abstract/7915/report/0/	40	40	00:00:11
17.	http://cfpub.epa.gov/ncer/abstracts/index.cfm/fuseaction/display.abstractDetail/abstract/8402/report/0/	40	40	00:00:37

	Pages	Visits	Views	Average Time Viewed
18.	http://cfpub.epa.gov/ncer/abstracts/index.cfm/fuseaction/display.abstractDetail/abstract/7843/report/0/	40	40	00:00:34
19.	http://cfpub.epa.gov/ncer/abstracts/index.cfm/fuseaction/display.abstractDetail/abstract/7384/report/0/	40	41	00:00:05
20.	http://cfpub.epa.gov/ncer/abstracts/index.cfm/fuseaction/display.abstractDetail/abstract/8590/report/0/	39	41	00:00:38
21.	http://cfpub.epa.gov/ncer/abstracts/index.cfm/fuseaction/display.abstractDetail/abstract/8374/report/0/	39	39	00:00:04
22.	http://cfpub.epa.gov/ncer/abstracts/index.cfm/fuseaction/display.abstractDetail/abstract/8034/report/0/	39	47	00:05:00
23.	http://cfpub.epa.gov/ncer/abstracts/index.cfm/fuseaction/display.abstractDetail/abstract/2370/report/0/	38	38	00:00:05
24.	http://cfpub.epa.gov/ncer/abstracts/index.cfm/fuseaction/display.abstractDetail/abstract/7856/report/0/	38	42	00:00:40
25.	http://cfpub.epa.gov/ncer/abstracts/index.cfm/fuseaction/display.abstractDetail/abstract/6156/report/0/	38	41	00:00:17
26.	http://cfpub.epa.gov/ncer/abstracts/index.cfm/fuseaction/display.abstractDetail/abstract/7386/report/0/	38	39	00:00:05
27.	http://cfpub.epa.gov/ncer/abstracts/index.cfm/fuseaction/display.abstractDetail/abstract/7855/report/0/	38	39	00:00:10
28.	http://cfpub.epa.gov/ncer/abstracts/index.cfm/fuseaction/display.abstractDetail/abstract/8348/report/0/	38	38	00:00:06
29.	http://cfpub.epa.gov/ncer/abstracts/index.cfm/fuseaction/display.abstractDetail/abstract/2174/report/0/	38	38	00:00:02
30.	http://cfpub.epa.gov/ncer/abstracts/index.cfm/fuseaction/display.abstractDetail/abstract/7834/report/0/	38	38	00:00:22
31.	http://cfpub.epa.gov/ncer/abstracts/index.cfm/fuseaction/display.abstractDetail/abstract/8375/report/0/	38	39	00:00:25
32.	http://cfpub.epa.gov/ncer/abstracts/index.cfm/fuseaction/display.abstractDetail/abstract/8349/report/0/	38	38	00:00:18
33.	http://cfpub.epa.gov/ncer/abstracts/index.cfm/fuseaction/display.abstractDetail/abstract/6245/report/0/	38	40	00:00:48

	Pages	Visits	Views	Average Time Viewed
34.	http://cfpub.epa.gov/ncer/abstracts/index.cfm/fuseaction/display.abstractDetail/abstract/8372/report/0/	38	38	00:00:14
35.	http://cfpub.epa.gov/ncer/abstracts/index.cfm/fuseaction/display.abstractDetail/abstract/7179/report/0/	37	38	00:00:01
36.	http://cfpub.epa.gov/ncer/abstracts/index.cfm/fuseaction/display.abstractDetail/abstract/8373/report/0/	37	37	00:00:02
37.	http://cfpub.epa.gov/ncer/abstracts/index.cfm/fuseaction/display.abstractDetail/abstract/7897/report/0/	37	37	00:00:16
38.	http://cfpub.epa.gov/ncer/abstracts/index.cfm/fuseaction/display.abstractDetail/abstract/8306/report/0/	37	37	00:00:22
39.	http://cfpub.epa.gov/ncer/abstracts/index.cfm/fuseaction/display.abstractDetail/abstract/8454/report/0/	37	37	00:00:28
40.	http://cfpub.epa.gov/ncer/abstracts/index.cfm/fuseaction/display.abstractDetail/abstract/7153/report/0/	37	37	00:00:09
41.	http://cfpub.epa.gov/ncer/abstracts/index.cfm/fuseaction/display.abstractDetail/abstract/7390/report/0/	36	36	00:00:10
42.	http://cfpub.epa.gov/ncer/abstracts/index.cfm/fuseaction/display.abstractDetail/abstract/7888/report/0/	36	42	00:00:09
43.	http://cfpub.epa.gov/ncer/abstracts/index.cfm/fuseaction/display.abstractDetail/abstract/5310/report/0/	36	42	00:02:21
44.	http://cfpub.epa.gov/ncer/abstracts/index.cfm/fuseaction/display.abstractDetail/abstract/7376/report/0/	36	36	00:00:03
45.	http://cfpub.epa.gov/ncer/abstracts/index.cfm/fuseaction/display.abstractDetail/abstract/8480/report/0/	36	37	00:00:14
46.	http://cfpub.epa.gov/ncer/abstracts/index.cfm/fuseaction/display.abstractDetail/abstract/8479/report/0/	36	36	00:00:10
47.	http://cfpub.epa.gov/ncer/abstracts/index.cfm/fuseaction/display.abstractDetail/abstract/8449/report/0/	36	102	00:00:11
48.	http://cfpub.epa.gov/ncer/abstracts/index.cfm/fuseaction/display.abstractDetail/abstract/7902/report/0/	36	36	00:00:04
49.	http://cfpub.epa.gov/ncer/abstracts/index.cfm/fuseaction/display.abstractDetail/abstract/7387/report/0/	36	38	00:00:14

	Pages	Visits	Views	Average Time Viewed
50.	http://cfpub.epa.gov/ncer/abstracts/index.cfm/fuseaction/display.abstractDetail/abstract/5072/report/0/	35	35	00:00:01
51.	http://cfpub.epa.gov/ncer/abstracts/index.cfm/fuseaction/display.abstractDetail/abstract/8798/report/0/	35	39	00:02:19
52.	http://cfpub.epa.gov/ncer/abstracts/index.cfm/fuseaction/display.abstractDetail/abstract/7725/report/0/	35	35	00:00:21
53.	http://cfpub.epa.gov/ncer/abstracts/index.cfm/fuseaction/display.abstractDetail/abstract/2367/report/0/	35	37	00:00:05
54.	http://cfpub.epa.gov/ncer/abstracts/index.cfm/fuseaction/display.abstractDetail/abstract/8405/report/0/	35	36	00:00:12
55.	http://cfpub.epa.gov/ncer/abstracts/index.cfm/fuseaction/display.abstractDetail/abstract/7383/report/0/	35	35	00:00:02
56.	http://cfpub.epa.gov/ncer/abstracts/index.cfm/fuseaction/display.abstractDetail/abstract/7391/report/0/	35	36	00:00:06
57.	http://cfpub.epa.gov/ncer/abstracts/index.cfm/fuseaction/display.abstractDetail/abstract/8404/report/0/	35	35	00:00:05
58.	http://cfpub.epa.gov/ncer/abstracts/index.cfm/fuseaction/display.abstractDetail/abstract/2366/report/0/	35	35	00:00:00
59.	http://cfpub.epa.gov/ncer/abstracts/index.cfm/fuseaction/display.abstractDetail/abstract/6155/report/0/	34	34	00:00:02
60.	http://cfpub.epa.gov/ncer/abstracts/index.cfm/fuseaction/display.abstractDetail/abstract/832/report/0/	34	43	00:00:37
61.	http://cfpub.epa.gov/ncer/abstracts/index.cfm/fuseaction/display.abstractDetail/abstract/8443/report/0/	34	34	00:00:04
62.	http://cfpub.epa.gov/ncer/abstracts/index.cfm/fuseaction/display.abstractDetail/abstract/7815/report/0/	34	34	00:00:12
63.	http://cfpub.epa.gov/ncer/abstracts/index.cfm/fuseaction/display.abstractDetail/abstract/7833/report/0/	34	35	00:00:02
64.	http://cfpub.epa.gov/ncer/abstracts/index.cfm/fuseaction/display.abstractDetail/abstract/8444/report/0/	34	34	00:00:00
65.	http://cfpub.epa.gov/ncer/abstracts/index.cfm/fuseaction/display.abstractDetail/abstract/22/report/0/	33	36	00:03:30

	Pages	Visits	Views	Average Time Viewed
66.	http://cfpub.epa.gov/ncer/abstracts/index.cfm/fuseaction/display.abstractDetail/abstract/7729/report/0/	33	33	00:00:32
67.	http://cfpub.epa.gov/ncer/abstracts/index.cfm/fuseaction/display.abstractDetail/abstract/5291/report/0/	32	38	00:02:11
68.	http://cfpub.epa.gov/ncer/abstracts/index.cfm/fuseaction/display.abstractDetail/abstract/1822/report/0/	32	41	00:01:50
69.	http://cfpub.epa.gov/ncer/abstracts/index.cfm/fuseaction/display.abstractDetail/abstract/7482/report/0/	30	35	00:00:26
70.	http://cfpub.epa.gov/ncer/abstracts/index.cfm/fuseaction/display.abstractDetail/abstract/8626/report/0/	30	36	00:03:06
71.	http://cfpub.epa.gov/ncer/abstracts/index.cfm/fuseaction/display.abstractDetail/abstract/8893/report/0/	28	29	00:00:45
72.	http://cfpub.epa.gov/ncer/abstracts/index.cfm/fuseaction/display.abstractDetail/abstract/1344/report/0/	28	38	00:01:04
73.	http://cfpub.epa.gov/ncer/abstracts/index.cfm/fuseaction/display.abstractDetail/abstract/1704/report/0/	28	52	00:02:22
74.	http://cfpub.epa.gov/ncer/abstracts/index.cfm/fuseaction/display.abstractDetail/abstract/8823/report/0/	27	27	00:02:21
75.	http://cfpub.epa.gov/ncer/abstracts/index.cfm/fuseaction/display.abstractDetail/abstract/1390/report/0/	27	29	00:00:59
76.	http://cfpub.epa.gov/ncer/abstracts/index.cfm/fuseaction/display.abstractDetail/abstract/8827/report/0/	27	31	00:03:04
77.	http://cfpub.epa.gov/ncer/abstracts/index.cfm/fuseaction/display.abstractDetail/abstract/963/report/0/	27	49	00:01:02
78.	http://cfpub.epa.gov/ncer/abstracts/index.cfm/fuseaction/display.abstractDetail/abstract/877/report/0/	25	28	00:02:26
79.	http://cfpub.epa.gov/ncer/abstracts/index.cfm/fuseaction/display.abstractDetail/abstract/2371/report/0/	25	32	00:01:32
80.	http://cfpub.epa.gov/ncer/abstracts/index.cfm/fuseaction/display.abstractDetail/abstract/8721/report/0/	24	46	00:00:18
81.	http://cfpub.epa.gov/ncer/abstracts/index.cfm/fuseaction/display.abstractDetail/abstract/8892/report/0/	24	30	00:00:01

	Pages	Visits	Views	Average Time Viewed
82.	http://cfpub.epa.gov/ncer/abstracts/index.cfm/fuseaction/display.abstractDetail/abstract/7763/report/0/	24	24	00:00:02
83.	http://cfpub.epa.gov/ncer/abstracts/index.cfm/fuseaction/display.abstractDetail/abstract/1657/report/0/	24	24	00:00:32
84.	http://cfpub.epa.gov/ncer/abstracts/index.cfm/fuseaction/display.abstractDetail/abstract/1057/report/0/	23	24	00:00:25
85.	http://cfpub.epa.gov/ncer/abstracts/index.cfm/fuseaction/display.abstractDetail/abstract/6369/report/0/	23	26	00:01:35
86.	http://cfpub.epa.gov/ncer/abstracts/index.cfm/fuseaction/display.abstractDetail/abstract/1063/report/0/	23	26	00:01:04
87.	http://cfpub.epa.gov/ncer/abstracts/index.cfm/fuseaction/display.abstractDetail/abstract/8554/report/0/	22	25	00:00:43
88.	http://cfpub.epa.gov/ncer/abstracts/index.cfm/fuseaction/display.abstractDetail/abstract/1679/report/0/	22	25	00:03:14
89.	http://cfpub.epa.gov/ncer/abstracts/index.cfm/fuseaction/display.abstractDetail/abstract/1392/report/0/	22	24	00:01:15
90.	http://cfpub.epa.gov/ncer/abstracts/index.cfm/fuseaction/display.abstractDetail/abstract/8930/report/0/	22	26	00:01:09
91.	http://cfpub.epa.gov/ncer/abstracts/index.cfm/fuseaction/display.abstractDetail/abstract/1110/report/0/	22	24	00:00:54
92.	http://cfpub.epa.gov/ncer/abstracts/index.cfm/fuseaction/display.abstractDetail/abstract/5346/report/0/	21	24	00:03:22
93.	http://cfpub.epa.gov/ncer/abstracts/index.cfm/fuseaction/display.abstractDetail/abstract/8902/report/0/	21	21	00:00:12
94.	http://cfpub.epa.gov/ncer/abstracts/index.cfm/fuseaction/display.abstractDetail/abstract/2316/report/0/	21	28	00:00:32
95.	http://cfpub.epa.gov/ncer/abstracts/index.cfm/fuseaction/display.abstractDetail/abstract/8506/report/0/	21	23	00:00:56
96.	http://cfpub.epa.gov/ncer/abstracts/index.cfm/fuseaction/display.abstractDetail/abstract/2273/report/0/	21	24	00:01:29
97.	http://cfpub.epa.gov/ncer/abstracts/index.cfm/fuseaction/display.abstractDetail/abstract/5523/report/0/	21	21	00:00:43

	Pages	Visits	Views	Average Time Viewed
98.	http://cfpub.epa.gov/ncer/abstracts/index.cfm/fuseaction/display.abstractDetail/abstract/5241/report/0/	21	24	00:00:40
99.	http://cfpub.epa.gov/ncer/abstracts/index.cfm/fuseaction/display.abstractDetail/abstract/6406/report/0/	21	24	00:02:03
100.	http://cfpub.epa.gov/ncer/abstracts/index.cfm/fuseaction/display.abstractDetail/abstract/8825/report/0/	20	21	00:00:20
101.	http://cfpub.epa.gov/ncer/abstracts/index.cfm/fuseaction/display.abstractDetail/abstract/8870/report/0/	20	20	00:00:41
102.	http://cfpub.epa.gov/ncer/abstracts/index.cfm/fuseaction/display.abstractDetail/abstract/5347/report/0/	20	24	00:03:12
103.	http://cfpub.epa.gov/ncer/abstracts/index.cfm/fuseaction/display.abstractDetail/abstract/1098/report/0/	20	22	00:01:59
104.	http://cfpub.epa.gov/ncer/abstracts/index.cfm/fuseaction/display.abstractDetail/abstract/5297/report/0/	20	22	00:01:22
105.	http://cfpub.epa.gov/ncer/abstracts/index.cfm/fuseaction/display.abstractDetail/abstract/1741/report/0/	20	29	00:00:47
106.	http://cfpub.epa.gov/ncer/abstracts/index.cfm/fuseaction/display.abstractDetail/abstract/5336/report/0/	19	22	00:02:31
107.	http://cfpub.epa.gov/ncer/abstracts/index.cfm/fuseaction/display.abstractDetail/abstract/7484/report/0/	19	21	00:01:18
108.	http://cfpub.epa.gov/ncer/abstracts/index.cfm/fuseaction/display.abstractDetail/abstract/789/report/0/	19	19	00:00:00
109.	http://cfpub.epa.gov/ncer/abstracts/index.cfm/fuseaction/display.abstractDetail/abstract/8806/report/0/	19	20	00:00:50
110.	http://cfpub.epa.gov/ncer/abstracts/index.cfm/fuseaction/display.abstractDetail/abstract/8623/report/0/	19	22	00:01:11
111.	http://cfpub.epa.gov/ncer/abstracts/index.cfm/fuseaction/display.abstractDetail/abstract/8888/report/0/	19	19	00:00:16
112.	http://cfpub.epa.gov/ncer/abstracts/index.cfm/fuseaction/display.abstractDetail/abstract/1963/report/0/	19	19	00:01:26
113.	http://cfpub.epa.gov/ncer/abstracts/index.cfm/fuseaction/display.abstractDetail/abstract/2129/report/0/	19	22	00:01:28

	Pages	Visits	Views	Average Time Viewed
■ 114.	http://cfpub.epa.gov/ncer/abstracts/index.cfm/fuseaction/display.abstractDetail/abstract/645/report/0/	19	19	00:00:15
■ 115.	http://cfpub.epa.gov/ncer/abstracts/index.cfm/fuseaction/display.abstractDetail/abstract/8202/report/0/	19	20	00:00:53
■ 116.	http://cfpub.epa.gov/ncer/abstracts/index.cfm/fuseaction/display.abstractDetail/abstract/8869/report/0/	19	20	00:00:20
■ 117.	http://cfpub.epa.gov/ncer/abstracts/index.cfm/fuseaction/display.abstractDetail/abstract/5343/report/0/	19	24	00:01:40
■ 118.	http://cfpub.epa.gov/ncer/abstracts/index.cfm/fuseaction/display.abstractDetail/abstract/193/report/0/	18	19	00:05:33
■ 119.	http://cfpub.epa.gov/ncer/abstracts/index.cfm/fuseaction/display.abstractDetail/abstract/8629/report/0/	18	19	00:00:34
■ 120.	http://cfpub.epa.gov/ncer/abstracts/index.cfm/fuseaction/display.abstractDetail/abstract/5500/report/0/	18	18	00:00:01
■ 121.	http://cfpub.epa.gov/ncer/abstracts/index.cfm/fuseaction/display.abstractDetail/abstract/8765/report/0/	18	22	00:01:53
■ 122.	http://cfpub.epa.gov/ncer/abstracts/index.cfm/fuseaction/display.abstractDetail/abstract/1476/report/0/	18	21	00:03:23
■ 123.	http://cfpub.epa.gov/ncer/abstracts/index.cfm/fuseaction/display.abstractDetail/abstract/8831/report/0/	18	21	00:02:02
■ 124.	http://cfpub.epa.gov/ncer/abstracts/index.cfm/fuseaction/display.abstractDetail/abstract/1140/report/0/	18	18	00:00:34
■ 125.	http://cfpub.epa.gov/ncer/abstracts/index.cfm/fuseaction/display.abstractDetail/abstract/215/report/0/	18	18	00:01:19
■ 126.	http://cfpub.epa.gov/ncer/abstracts/index.cfm/fuseaction/display.abstractDetail/abstract/187/report/0/	18	22	00:06:23
■ 127.	http://cfpub.epa.gov/ncer/abstracts/index.cfm/fuseaction/display.abstractDetail/abstract/5304/report/0/	17	18	00:00:21
■ 128.	http://cfpub.epa.gov/ncer/abstracts/index.cfm/fuseaction/display.abstractDetail/abstract/706/report/0/	17	18	00:03:24
■ 129.	http://cfpub.epa.gov/ncer/abstracts/index.cfm/fuseaction/display.abstractDetail/abstract/346/report/0/	17	23	00:02:15

	Pages	Visits	Views	Average Time Viewed
■	130. http://cfpub.epa.gov/ncer_abstracts/index.cfm/fuseaction/display.abstractDetail/abstract/5514/report/0/	17	21	00:02:29
■	131. http://cfpub.epa.gov/ncer_abstracts/index.cfm/fuseaction/display.abstractDetail/abstract/967/report/0/	17	23	00:00:58
■	132. http://cfpub.epa.gov/ncer_abstracts/index.cfm/fuseaction/display.abstractDetail/abstract/6428/report/0/	17	18	00:02:45
■	133. http://cfpub.epa.gov/ncer_abstracts/index.cfm/fuseaction/display.abstractDetail/abstract/8618/report/0/	17	22	00:02:37
■	134. http://cfpub.epa.gov/ncer_abstracts/index.cfm/fuseaction/display.abstractDetail/abstract/8811/report/0/	17	20	00:05:30
■	135. http://cfpub.epa.gov/ncer_abstracts/index.cfm/fuseaction/display.abstractDetail/abstract/71/report/0/	17	19	00:00:41
■	136. http://cfpub.epa.gov/ncer_abstracts/index.cfm/fuseaction/display.abstractDetail/abstract/7831/report/0/	16	16	00:00:41
■	137. http://cfpub.epa.gov/ncer_abstracts/index.cfm/fuseaction/display.abstractDetail/abstract/8836/report/0/	16	18	00:01:11
■	138. http://cfpub.epa.gov/ncer_abstracts/index.cfm/fuseaction/display.abstractDetail/abstract/8865/report/0/	16	16	00:00:29
■	139. http://cfpub.epa.gov/ncer_abstracts/index.cfm/fuseaction/display.abstractDetail/abstract/374/report/0/	16	16	00:00:13
■	140. http://cfpub.epa.gov/ncer_abstracts/index.cfm/fuseaction/display.abstractDetail/abstract/45/report/0/	16	17	00:00:11
■	141. http://cfpub.epa.gov/ncer_abstracts/index.cfm/fuseaction/display.abstractDetail/abstract/5331/report/0/	16	20	00:01:15
■	142. http://cfpub.epa.gov/ncer_abstracts/index.cfm/fuseaction/display.abstractDetail/abstract/7739/report/0/	16	20	00:03:39
■	143. http://cfpub.epa.gov/ncer_abstracts/index.cfm/fuseaction/display.abstractDetail/abstract/2134/report/0/	16	17	00:03:04
■	144. http://cfpub.epa.gov/ncer_abstracts/index.cfm/fuseaction/display.abstractDetail/abstract/1950/report/0/	16	17	00:00:27
■	145. http://cfpub.epa.gov/ncer_abstracts/index.cfm/fuseaction/display.abstractDetail/abstract/1607/report/0/	16	19	00:03:05

	Pages	Visits	Views	Average Time Viewed
■ 146.	http://cfpub.epa.gov/ncer/abstracts/index.cfm/fuseaction/display.abstractDetail/abstract/5307/report/0/	16	17	00:01:36
■ 147.	http://cfpub.epa.gov/ncer/abstracts/index.cfm/fuseaction/display.abstractDetail/abstract/5815/report/0/	16	17	00:00:43
■ 148.	http://cfpub.epa.gov/ncer/abstracts/index.cfm/fuseaction/display.abstractDetail/abstract/8878/report/0/	16	16	00:01:26
■ 149.	http://cfpub.epa.gov/ncer/abstracts/index.cfm/fuseaction/display.abstractDetail/abstract/5340/report/0/	16	18	00:00:56
■ 150.	http://cfpub.epa.gov/ncer/abstracts/index.cfm/fuseaction/display.abstractDetail/abstract/7798/report/0/	15	17	00:01:16
■ 151.	http://cfpub.epa.gov/ncer/abstracts/index.cfm/fuseaction/display.abstractDetail/abstract/2390/report/0/	15	20	00:06:18
■ 152.	http://cfpub.epa.gov/ncer/abstracts/index.cfm/fuseaction/display.abstractDetail/abstract/1999/report/0/	15	16	00:02:43
■ 153.	http://cfpub.epa.gov/ncer/abstracts/index.cfm/fuseaction/display.abstractDetail/abstract/779/report/0/	15	15	00:00:13
■ 154.	http://cfpub.epa.gov/ncer/abstracts/index.cfm/fuseaction/display.abstractDetail/abstract/5273/report/0/	15	19	00:02:49
■ 155.	http://cfpub.epa.gov/ncer/abstracts/index.cfm/fuseaction/display.abstractDetail/abstract/5089/report/0/	15	19	00:02:43
■ 156.	http://cfpub.epa.gov/ncer/abstracts/index.cfm/fuseaction/display.abstractDetail/abstract/1019/report/0/	15	16	00:07:58
■ 157.	http://cfpub.epa.gov/ncer/abstracts/index.cfm/fuseaction/display.abstractDetail/abstract/8794/report/0/	15	15	00:01:53
■ 158.	http://cfpub.epa.gov/ncer/abstracts/index.cfm/fuseaction/display.abstractDetail/abstract/8881/report/0/	15	15	00:00:21
■ 159.	http://cfpub.epa.gov/ncer/abstracts/index.cfm/fuseaction/display.abstractDetail/abstract/1144/report/0/	15	16	00:02:29
■ 160.	http://cfpub.epa.gov/ncer/abstracts/index.cfm/fuseaction/display.abstractDetail/abstract/1301/report/0/	15	17	00:00:34
■ 161.	http://cfpub.epa.gov/ncer/abstracts/index.cfm/fuseaction/display.abstractDetail/abstract/8609/report/0/	15	16	00:00:33

	Pages	Visits	Views	Average Time Viewed
■ 162.	http://cfpub.epa.gov/ncer/abstracts/index.cfm/fuseaction/display.abstractDetail/abstract/5607/report/0/	15	16	00:02:08
■ 163.	http://cfpub.epa.gov/ncer/abstracts/index.cfm/fuseaction/display.abstractDetail/abstract/765/report/0/	15	17	00:00:41
■ 164.	http://cfpub.epa.gov/ncer/abstracts/index.cfm/fuseaction/display.abstractDetail/abstract/1755/report/0/	15	16	00:02:42
■ 165.	http://cfpub.epa.gov/ncer/abstracts/index.cfm/fuseaction/display.abstractDetail/abstract/5595/report/0/	15	18	00:01:14
■ 166.	http://cfpub.epa.gov/ncer/abstracts/index.cfm/fuseaction/display.abstractDetail/abstract/8898/report/0/	15	16	00:00:30
■ 167.	http://cfpub.epa.gov/ncer/abstracts/index.cfm/fuseaction/display.abstractDetail/abstract/1953/report/0/	15	16	00:00:00
■ 168.	http://cfpub.epa.gov/ncer/abstracts/index.cfm/fuseaction/display.abstractDetail/abstract/1466/report/0/	15	20	00:00:55
■ 169.	http://cfpub.epa.gov/ncer/abstracts/index.cfm/fuseaction/display.abstractDetail/abstract/8826/report/0/	15	15	00:01:30
■ 170.	http://cfpub.epa.gov/ncer/abstracts/index.cfm/fuseaction/display.abstractDetail/abstract/8627/report/0/	15	17	00:00:46
■ 171.	http://cfpub.epa.gov/ncer/abstracts/index.cfm/fuseaction/display.abstractDetail/abstract/2243/report/0/	15	23	00:00:49
■ 172.	http://cfpub.epa.gov/ncer/abstracts/index.cfm/fuseaction/display.abstractDetail/abstract/7542/report/0/	15	19	00:00:24
■ 173.	http://cfpub.epa.gov/ncer/abstracts/index.cfm/fuseaction/display.abstractDetail/abstract/8816/report/0/	15	16	00:01:06
■ 174.	http://cfpub.epa.gov/ncer/abstracts/index.cfm/fuseaction/display.abstractDetail/abstract/8625/report/0/	15	17	00:00:42
■ 175.	http://cfpub.epa.gov/ncer/abstracts/index.cfm/fuseaction/display.abstractDetail/abstract/8928/report/0/	15	19	00:03:42
■ 176.	http://cfpub.epa.gov/ncer/abstracts/index.cfm/fuseaction/display.abstractDetail/abstract/8868/report/0/	15	15	00:00:29
■ 177.	http://cfpub.epa.gov/ncer/abstracts/index.cfm/fuseaction/display.abstractDetail/abstract/8896/report/0/	14	16	00:00:52

	Pages	Visits	Views	Average Time Viewed
178.	http://cfpub.epa.gov/ncer/abstracts/index.cfm/fuseaction/display.abstractDetail/abstract/7736/report/0/	14	16	00:01:07
179.	http://cfpub.epa.gov/ncer/abstracts/index.cfm/fuseaction/display.abstractDetail/abstract/5283/report/0/	14	14	00:01:23
180.	http://cfpub.epa.gov/ncer/abstracts/index.cfm/fuseaction/display.abstractDetail/abstract/1088/report/0/	14	14	00:00:19
181.	http://cfpub.epa.gov/ncer/abstracts/index.cfm/fuseaction/display.abstractDetail/abstract/8624/report/0/	14	15	00:00:05
182.	http://cfpub.epa.gov/ncer/abstracts/index.cfm/fuseaction/display.abstractDetail/abstract/7797/report/0/	14	17	00:01:33
183.	http://cfpub.epa.gov/ncer/abstracts/index.cfm/fuseaction/display.abstractDetail/abstract/8832/report/0/	14	15	00:01:47
184.	http://cfpub.epa.gov/ncer/abstracts/index.cfm/fuseaction/display.abstractDetail/abstract/8734/report/0/	14	15	00:05:57
185.	http://cfpub.epa.gov/ncer/abstracts/index.cfm/fuseaction/display.abstractDetail/abstract/5691/report/0/	14	18	00:00:57
186.	http://cfpub.epa.gov/ncer/abstracts/index.cfm/fuseaction/display.abstractDetail/abstract/1089/report/0/	14	15	00:01:37
187.	http://cfpub.epa.gov/ncer/abstracts/index.cfm/fuseaction/display.abstractDetail/abstract/51/report/0/	14	15	00:01:14
188.	http://cfpub.epa.gov/ncer/abstracts/index.cfm/fuseaction/display.abstractDetail/abstract/8697/report/0/	14	16	00:02:17
189.	http://cfpub.epa.gov/ncer/abstracts/index.cfm/fuseaction/display.abstractDetail/abstract/1622/report/0/	14	14	00:01:18
190.	http://cfpub.epa.gov/ncer/abstracts/index.cfm/fuseaction/display.abstractDetail/abstract/7973/report/0/	14	17	00:00:24
191.	http://cfpub.epa.gov/ncer/abstracts/index.cfm/fuseaction/display.abstractDetail/abstract/5597/report/0/	14	15	00:00:25
192.	http://cfpub.epa.gov/ncer/abstracts/index.cfm/fuseaction/display.abstractDetail/abstract/8810/report/0/	14	14	00:00:37
193.	http://cfpub.epa.gov/ncer/abstracts/index.cfm/fuseaction/display.abstractDetail/abstract/8918/report/0/	14	17	00:02:34

	Pages	Visits	Views	Average Time Viewed
194.	http://cfpub.epa.gov/ncer/abstracts/index.cfm/fuseaction/display.abstractDetail/abstract/8903/report/0/	14	15	00:02:14
195.	http://cfpub.epa.gov/ncer/abstracts/index.cfm/fuseaction/display.abstractDetail/abstract/2040/report/0/	14	16	00:01:38
196.	http://cfpub.epa.gov/ncer/abstracts/index.cfm/fuseaction/display.abstractDetail/abstract/2072/report/0/	14	14	00:00:53
197.	http://cfpub.epa.gov/ncer/abstracts/index.cfm/fuseaction/display.abstractDetail/abstract/8866/report/0/	14	15	00:00:12
198.	http://cfpub.epa.gov/ncer/abstracts/index.cfm/fuseaction/display.abstractDetail/abstract/5739/report/0/	14	14	00:00:28
199.	http://cfpub.epa.gov/ncer/abstracts/index.cfm/fuseaction/display.abstractDetail/abstract/1443/report/0/	14	15	00:01:16
200.	http://cfpub.epa.gov/ncer/abstracts/index.cfm/fuseaction/display.abstractDetail/abstract/8876/report/0/	14	14	00:00:08
Subtotal for rows: 1 - 200		-	5,539	-
Other		-	33,746	-
Total		-	39,285	-

items 1-200 of 2000

Pages

	Pages	Average Time to Serve (ms)
1.	http://cfpub.epa.gov/ncer/abstracts/index.cfm/fuseaction/display.abstractDetail/abstract/987/report/0/	0
2.	http://cfpub.epa.gov/ncer/abstracts/index.cfm/fuseaction/display.abstractDetail/abstract/589/report/0/	0
3.	http://cfpub.epa.gov/ncer/abstracts/index.cfm/fuseaction/display.abstractDetail/abstract/8448/report/0/	0
4.	http://cfpub.epa.gov/ncer/abstracts/index.cfm/fuseaction/display.abstractDetail/abstract/1662/report/0/	0
5.	http://cfpub.epa.gov/ncer/abstracts/index.cfm/fuseaction/display.abstractDetail/abstract/1061/report/0/	0

	Pages	Average Time to Serve (ms)
6.	http://cfpub.epa.gov/ncer/abstracts/index.cfm/fuseaction/display.abstractDetail/abstract/7392/report/0/	0
7.	http://cfpub.epa.gov/ncer/abstracts/index.cfm/fuseaction/display.abstractDetail/abstract/8446/report/0/	0
8.	http://cfpub.epa.gov/ncer/abstracts/index.cfm/fuseaction/display.abstractDetail/abstract/7136/report/0/	0
9.	http://cfpub.epa.gov/ncer/abstracts/index.cfm/fuseaction/display.abstractDetail/abstract/6051/report/0/	0
10.	http://cfpub.epa.gov/ncer/abstracts/index.cfm/fuseaction/display.abstractDetail/abstract/5266/report/0/	0
11.	http://cfpub.epa.gov/ncer/abstracts/index.cfm/fuseaction/display.abstractDetail/abstract/2373/report/0/	0
12.	http://cfpub.epa.gov/ncer/abstracts/index.cfm/fuseaction/display.abstractDetail/abstract/6345/report/0/	0
13.	http://cfpub.epa.gov/ncer/abstracts/index.cfm/fuseaction/display.abstractDetail/abstract/8803/report/0/	0
14.	http://cfpub.epa.gov/ncer/abstracts/index.cfm/fuseaction/display.abstractDetail/abstract/8450/report/0/	0
15.	http://cfpub.epa.gov/ncer/abstracts/index.cfm/fuseaction/display.abstractDetail/abstract/7178/report/0/	0
16.	http://cfpub.epa.gov/ncer/abstracts/index.cfm/fuseaction/display.abstractDetail/abstract/7915/report/0/	0
17.	http://cfpub.epa.gov/ncer/abstracts/index.cfm/fuseaction/display.abstractDetail/abstract/8402/report/0/	0
18.	http://cfpub.epa.gov/ncer/abstracts/index.cfm/fuseaction/display.abstractDetail/abstract/7843/report/0/	0
19.	http://cfpub.epa.gov/ncer/abstracts/index.cfm/fuseaction/display.abstractDetail/abstract/7384/report/0/	0
20.	http://cfpub.epa.gov/ncer/abstracts/index.cfm/fuseaction/display.abstractDetail/abstract/8590/report/0/	0
21.	http://cfpub.epa.gov/ncer/abstracts/index.cfm/fuseaction/display.abstractDetail/abstract/8374/report/0/	0

	Pages	Average Time to Serve (ms)
22.	http://cfpub.epa.gov/ncer/abstracts/index.cfm/fuseaction/display.abstractDetail/abstract/8034/report/0/	0
23.	http://cfpub.epa.gov/ncer/abstracts/index.cfm/fuseaction/display.abstractDetail/abstract/2370/report/0/	0
24.	http://cfpub.epa.gov/ncer/abstracts/index.cfm/fuseaction/display.abstractDetail/abstract/7856/report/0/	0
25.	http://cfpub.epa.gov/ncer/abstracts/index.cfm/fuseaction/display.abstractDetail/abstract/6156/report/0/	0
26.	http://cfpub.epa.gov/ncer/abstracts/index.cfm/fuseaction/display.abstractDetail/abstract/7386/report/0/	0
27.	http://cfpub.epa.gov/ncer/abstracts/index.cfm/fuseaction/display.abstractDetail/abstract/7855/report/0/	0
28.	http://cfpub.epa.gov/ncer/abstracts/index.cfm/fuseaction/display.abstractDetail/abstract/8348/report/0/	0
29.	http://cfpub.epa.gov/ncer/abstracts/index.cfm/fuseaction/display.abstractDetail/abstract/2174/report/0/	0
30.	http://cfpub.epa.gov/ncer/abstracts/index.cfm/fuseaction/display.abstractDetail/abstract/7834/report/0/	0
31.	http://cfpub.epa.gov/ncer/abstracts/index.cfm/fuseaction/display.abstractDetail/abstract/8375/report/0/	0
32.	http://cfpub.epa.gov/ncer/abstracts/index.cfm/fuseaction/display.abstractDetail/abstract/8349/report/0/	0
33.	http://cfpub.epa.gov/ncer/abstracts/index.cfm/fuseaction/display.abstractDetail/abstract/6245/report/0/	0
34.	http://cfpub.epa.gov/ncer/abstracts/index.cfm/fuseaction/display.abstractDetail/abstract/8372/report/0/	0
35.	http://cfpub.epa.gov/ncer/abstracts/index.cfm/fuseaction/display.abstractDetail/abstract/7179/report/0/	0
36.	http://cfpub.epa.gov/ncer/abstracts/index.cfm/fuseaction/display.abstractDetail/abstract/8373/report/0/	0
37.	http://cfpub.epa.gov/ncer/abstracts/index.cfm/fuseaction/display.abstractDetail/abstract/7897/report/0/	0

	Pages	Average Time to Serve (ms)
38.	http://cfpub.epa.gov/ncer/abstracts/index.cfm/fuseaction/display.abstractDetail/abstract/8306/report/0/	0
39.	http://cfpub.epa.gov/ncer/abstracts/index.cfm/fuseaction/display.abstractDetail/abstract/8454/report/0/	0
40.	http://cfpub.epa.gov/ncer/abstracts/index.cfm/fuseaction/display.abstractDetail/abstract/7153/report/0/	0
41.	http://cfpub.epa.gov/ncer/abstracts/index.cfm/fuseaction/display.abstractDetail/abstract/7390/report/0/	0
42.	http://cfpub.epa.gov/ncer/abstracts/index.cfm/fuseaction/display.abstractDetail/abstract/7888/report/0/	0
43.	http://cfpub.epa.gov/ncer/abstracts/index.cfm/fuseaction/display.abstractDetail/abstract/5310/report/0/	0
44.	http://cfpub.epa.gov/ncer/abstracts/index.cfm/fuseaction/display.abstractDetail/abstract/7376/report/0/	0
45.	http://cfpub.epa.gov/ncer/abstracts/index.cfm/fuseaction/display.abstractDetail/abstract/8480/report/0/	0
46.	http://cfpub.epa.gov/ncer/abstracts/index.cfm/fuseaction/display.abstractDetail/abstract/8479/report/0/	0
47.	http://cfpub.epa.gov/ncer/abstracts/index.cfm/fuseaction/display.abstractDetail/abstract/8449/report/0/	0
48.	http://cfpub.epa.gov/ncer/abstracts/index.cfm/fuseaction/display.abstractDetail/abstract/7902/report/0/	0
49.	http://cfpub.epa.gov/ncer/abstracts/index.cfm/fuseaction/display.abstractDetail/abstract/7387/report/0/	0
50.	http://cfpub.epa.gov/ncer/abstracts/index.cfm/fuseaction/display.abstractDetail/abstract/5072/report/0/	0
51.	http://cfpub.epa.gov/ncer/abstracts/index.cfm/fuseaction/display.abstractDetail/abstract/8798/report/0/	0
52.	http://cfpub.epa.gov/ncer/abstracts/index.cfm/fuseaction/display.abstractDetail/abstract/7725/report/0/	0
53.	http://cfpub.epa.gov/ncer/abstracts/index.cfm/fuseaction/display.abstractDetail/abstract/2367/report/0/	0

	Pages	Average Time to Serve (ms)
54.	http://cfpub.epa.gov/ncer/abstracts/index.cfm/fuseaction/display.abstractDetail/abstract/8405/report/0/	0
55.	http://cfpub.epa.gov/ncer/abstracts/index.cfm/fuseaction/display.abstractDetail/abstract/7383/report/0/	0
56.	http://cfpub.epa.gov/ncer/abstracts/index.cfm/fuseaction/display.abstractDetail/abstract/7391/report/0/	0
57.	http://cfpub.epa.gov/ncer/abstracts/index.cfm/fuseaction/display.abstractDetail/abstract/8404/report/0/	0
58.	http://cfpub.epa.gov/ncer/abstracts/index.cfm/fuseaction/display.abstractDetail/abstract/2366/report/0/	0
59.	http://cfpub.epa.gov/ncer/abstracts/index.cfm/fuseaction/display.abstractDetail/abstract/6155/report/0/	0
60.	http://cfpub.epa.gov/ncer/abstracts/index.cfm/fuseaction/display.abstractDetail/abstract/832/report/0/	0
61.	http://cfpub.epa.gov/ncer/abstracts/index.cfm/fuseaction/display.abstractDetail/abstract/8443/report/0/	0
62.	http://cfpub.epa.gov/ncer/abstracts/index.cfm/fuseaction/display.abstractDetail/abstract/7815/report/0/	0
63.	http://cfpub.epa.gov/ncer/abstracts/index.cfm/fuseaction/display.abstractDetail/abstract/7833/report/0/	0
64.	http://cfpub.epa.gov/ncer/abstracts/index.cfm/fuseaction/display.abstractDetail/abstract/8444/report/0/	0
65.	http://cfpub.epa.gov/ncer/abstracts/index.cfm/fuseaction/display.abstractDetail/abstract/22/report/0/	0
66.	http://cfpub.epa.gov/ncer/abstracts/index.cfm/fuseaction/display.abstractDetail/abstract/7729/report/0/	0
67.	http://cfpub.epa.gov/ncer/abstracts/index.cfm/fuseaction/display.abstractDetail/abstract/5291/report/0/	0
68.	http://cfpub.epa.gov/ncer/abstracts/index.cfm/fuseaction/display.abstractDetail/abstract/1822/report/0/	0
69.	http://cfpub.epa.gov/ncer/abstracts/index.cfm/fuseaction/display.abstractDetail/abstract/7482/report/0/	0

	Pages	Average Time to Serve (ms)
70.	http://cfpub.epa.gov/ncer/abstracts/index.cfm/fuseaction/display.abstractDetail/abstract/8626/report/0/	0
71.	http://cfpub.epa.gov/ncer/abstracts/index.cfm/fuseaction/display.abstractDetail/abstract/8893/report/0/	0
72.	http://cfpub.epa.gov/ncer/abstracts/index.cfm/fuseaction/display.abstractDetail/abstract/1344/report/0/	0
73.	http://cfpub.epa.gov/ncer/abstracts/index.cfm/fuseaction/display.abstractDetail/abstract/1704/report/0/	0
74.	http://cfpub.epa.gov/ncer/abstracts/index.cfm/fuseaction/display.abstractDetail/abstract/8823/report/0/	0
75.	http://cfpub.epa.gov/ncer/abstracts/index.cfm/fuseaction/display.abstractDetail/abstract/1390/report/0/	0
76.	http://cfpub.epa.gov/ncer/abstracts/index.cfm/fuseaction/display.abstractDetail/abstract/8827/report/0/	0
77.	http://cfpub.epa.gov/ncer/abstracts/index.cfm/fuseaction/display.abstractDetail/abstract/963/report/0/	0
78.	http://cfpub.epa.gov/ncer/abstracts/index.cfm/fuseaction/display.abstractDetail/abstract/877/report/0/	0
79.	http://cfpub.epa.gov/ncer/abstracts/index.cfm/fuseaction/display.abstractDetail/abstract/2371/report/0/	0
80.	http://cfpub.epa.gov/ncer/abstracts/index.cfm/fuseaction/display.abstractDetail/abstract/8721/report/0/	0
81.	http://cfpub.epa.gov/ncer/abstracts/index.cfm/fuseaction/display.abstractDetail/abstract/8892/report/0/	0
82.	http://cfpub.epa.gov/ncer/abstracts/index.cfm/fuseaction/display.abstractDetail/abstract/7763/report/0/	0
83.	http://cfpub.epa.gov/ncer/abstracts/index.cfm/fuseaction/display.abstractDetail/abstract/1657/report/0/	0
84.	http://cfpub.epa.gov/ncer/abstracts/index.cfm/fuseaction/display.abstractDetail/abstract/1057/report/0/	0
85.	http://cfpub.epa.gov/ncer/abstracts/index.cfm/fuseaction/display.abstractDetail/abstract/6369/report/0/	0

	Pages	Average Time to Serve (ms)
86.	http://cfpub.epa.gov/ncer/abstracts/index.cfm/fuseaction/display.abstractDetail/abstract/1063/report/0/	0
87.	http://cfpub.epa.gov/ncer/abstracts/index.cfm/fuseaction/display.abstractDetail/abstract/8554/report/0/	0
88.	http://cfpub.epa.gov/ncer/abstracts/index.cfm/fuseaction/display.abstractDetail/abstract/1679/report/0/	0
89.	http://cfpub.epa.gov/ncer/abstracts/index.cfm/fuseaction/display.abstractDetail/abstract/1392/report/0/	0
90.	http://cfpub.epa.gov/ncer/abstracts/index.cfm/fuseaction/display.abstractDetail/abstract/8930/report/0/	0
91.	http://cfpub.epa.gov/ncer/abstracts/index.cfm/fuseaction/display.abstractDetail/abstract/1110/report/0/	0
92.	http://cfpub.epa.gov/ncer/abstracts/index.cfm/fuseaction/display.abstractDetail/abstract/5346/report/0/	0
93.	http://cfpub.epa.gov/ncer/abstracts/index.cfm/fuseaction/display.abstractDetail/abstract/8902/report/0/	0
94.	http://cfpub.epa.gov/ncer/abstracts/index.cfm/fuseaction/display.abstractDetail/abstract/2316/report/0/	0
95.	http://cfpub.epa.gov/ncer/abstracts/index.cfm/fuseaction/display.abstractDetail/abstract/8506/report/0/	0
96.	http://cfpub.epa.gov/ncer/abstracts/index.cfm/fuseaction/display.abstractDetail/abstract/2273/report/0/	0
97.	http://cfpub.epa.gov/ncer/abstracts/index.cfm/fuseaction/display.abstractDetail/abstract/5523/report/0/	0
98.	http://cfpub.epa.gov/ncer/abstracts/index.cfm/fuseaction/display.abstractDetail/abstract/5241/report/0/	0
99.	http://cfpub.epa.gov/ncer/abstracts/index.cfm/fuseaction/display.abstractDetail/abstract/6406/report/0/	0
100.	http://cfpub.epa.gov/ncer/abstracts/index.cfm/fuseaction/display.abstractDetail/abstract/8825/report/0/	0
101.	http://cfpub.epa.gov/ncer/abstracts/index.cfm/fuseaction/display.abstractDetail/abstract/8870/report/0/	0

	Pages	Average Time to Serve (ms)
102.	http://cfpub.epa.gov/ncer/abstracts/index.cfm/fuseaction/display.abstractDetail/abstract/5347/report/0/	0
103.	http://cfpub.epa.gov/ncer/abstracts/index.cfm/fuseaction/display.abstractDetail/abstract/1098/report/0/	0
104.	http://cfpub.epa.gov/ncer/abstracts/index.cfm/fuseaction/display.abstractDetail/abstract/5297/report/0/	0
105.	http://cfpub.epa.gov/ncer/abstracts/index.cfm/fuseaction/display.abstractDetail/abstract/1741/report/0/	0
106.	http://cfpub.epa.gov/ncer/abstracts/index.cfm/fuseaction/display.abstractDetail/abstract/5336/report/0/	0
107.	http://cfpub.epa.gov/ncer/abstracts/index.cfm/fuseaction/display.abstractDetail/abstract/7484/report/0/	0
108.	http://cfpub.epa.gov/ncer/abstracts/index.cfm/fuseaction/display.abstractDetail/abstract/789/report/0/	0
109.	http://cfpub.epa.gov/ncer/abstracts/index.cfm/fuseaction/display.abstractDetail/abstract/8806/report/0/	0
110.	http://cfpub.epa.gov/ncer/abstracts/index.cfm/fuseaction/display.abstractDetail/abstract/8623/report/0/	0
111.	http://cfpub.epa.gov/ncer/abstracts/index.cfm/fuseaction/display.abstractDetail/abstract/8888/report/0/	0
112.	http://cfpub.epa.gov/ncer/abstracts/index.cfm/fuseaction/display.abstractDetail/abstract/1963/report/0/	0
113.	http://cfpub.epa.gov/ncer/abstracts/index.cfm/fuseaction/display.abstractDetail/abstract/2129/report/0/	0
114.	http://cfpub.epa.gov/ncer/abstracts/index.cfm/fuseaction/display.abstractDetail/abstract/645/report/0/	0
115.	http://cfpub.epa.gov/ncer/abstracts/index.cfm/fuseaction/display.abstractDetail/abstract/8202/report/0/	0
116.	http://cfpub.epa.gov/ncer/abstracts/index.cfm/fuseaction/display.abstractDetail/abstract/8869/report/0/	0
117.	http://cfpub.epa.gov/ncer/abstracts/index.cfm/fuseaction/display.abstractDetail/abstract/5343/report/0/	0

	Pages	Average Time to Serve (ms)
118.	http://cfpub.epa.gov/ncer/abstracts/index.cfm/fuseaction/display.abstractDetail/abstract/193/report/0/	0
119.	http://cfpub.epa.gov/ncer/abstracts/index.cfm/fuseaction/display.abstractDetail/abstract/8629/report/0/	0
120.	http://cfpub.epa.gov/ncer/abstracts/index.cfm/fuseaction/display.abstractDetail/abstract/5500/report/0/	0
121.	http://cfpub.epa.gov/ncer/abstracts/index.cfm/fuseaction/display.abstractDetail/abstract/8765/report/0/	0
122.	http://cfpub.epa.gov/ncer/abstracts/index.cfm/fuseaction/display.abstractDetail/abstract/1476/report/0/	0
123.	http://cfpub.epa.gov/ncer/abstracts/index.cfm/fuseaction/display.abstractDetail/abstract/8831/report/0/	0
124.	http://cfpub.epa.gov/ncer/abstracts/index.cfm/fuseaction/display.abstractDetail/abstract/1140/report/0/	0
125.	http://cfpub.epa.gov/ncer/abstracts/index.cfm/fuseaction/display.abstractDetail/abstract/215/report/0/	0
126.	http://cfpub.epa.gov/ncer/abstracts/index.cfm/fuseaction/display.abstractDetail/abstract/187/report/0/	0
127.	http://cfpub.epa.gov/ncer/abstracts/index.cfm/fuseaction/display.abstractDetail/abstract/5304/report/0/	0
128.	http://cfpub.epa.gov/ncer/abstracts/index.cfm/fuseaction/display.abstractDetail/abstract/706/report/0/	0
129.	http://cfpub.epa.gov/ncer/abstracts/index.cfm/fuseaction/display.abstractDetail/abstract/346/report/0/	0
130.	http://cfpub.epa.gov/ncer/abstracts/index.cfm/fuseaction/display.abstractDetail/abstract/5514/report/0/	0
131.	http://cfpub.epa.gov/ncer/abstracts/index.cfm/fuseaction/display.abstractDetail/abstract/967/report/0/	0
132.	http://cfpub.epa.gov/ncer/abstracts/index.cfm/fuseaction/display.abstractDetail/abstract/6428/report/0/	0
133.	http://cfpub.epa.gov/ncer/abstracts/index.cfm/fuseaction/display.abstractDetail/abstract/8618/report/0/	0

	Pages	Average Time to Serve (ms)
134.	http://cfpub.epa.gov/ncer/abstracts/index.cfm/fuseaction/display.abstractDetail/abstract/8811/report/0/	0
135.	http://cfpub.epa.gov/ncer/abstracts/index.cfm/fuseaction/display.abstractDetail/abstract/71/report/0/	0
136.	http://cfpub.epa.gov/ncer/abstracts/index.cfm/fuseaction/display.abstractDetail/abstract/7831/report/0/	0
137.	http://cfpub.epa.gov/ncer/abstracts/index.cfm/fuseaction/display.abstractDetail/abstract/8836/report/0/	0
138.	http://cfpub.epa.gov/ncer/abstracts/index.cfm/fuseaction/display.abstractDetail/abstract/8865/report/0/	0
139.	http://cfpub.epa.gov/ncer/abstracts/index.cfm/fuseaction/display.abstractDetail/abstract/374/report/0/	0
140.	http://cfpub.epa.gov/ncer/abstracts/index.cfm/fuseaction/display.abstractDetail/abstract/45/report/0/	0
141.	http://cfpub.epa.gov/ncer/abstracts/index.cfm/fuseaction/display.abstractDetail/abstract/5331/report/0/	0
142.	http://cfpub.epa.gov/ncer/abstracts/index.cfm/fuseaction/display.abstractDetail/abstract/7739/report/0/	0
143.	http://cfpub.epa.gov/ncer/abstracts/index.cfm/fuseaction/display.abstractDetail/abstract/2134/report/0/	0
144.	http://cfpub.epa.gov/ncer/abstracts/index.cfm/fuseaction/display.abstractDetail/abstract/1950/report/0/	0
145.	http://cfpub.epa.gov/ncer/abstracts/index.cfm/fuseaction/display.abstractDetail/abstract/1607/report/0/	0
146.	http://cfpub.epa.gov/ncer/abstracts/index.cfm/fuseaction/display.abstractDetail/abstract/5307/report/0/	0
147.	http://cfpub.epa.gov/ncer/abstracts/index.cfm/fuseaction/display.abstractDetail/abstract/5815/report/0/	0
148.	http://cfpub.epa.gov/ncer/abstracts/index.cfm/fuseaction/display.abstractDetail/abstract/8878/report/0/	0
149.	http://cfpub.epa.gov/ncer/abstracts/index.cfm/fuseaction/display.abstractDetail/abstract/5340/report/0/	0

	Pages	Average Time to Serve (ms)
150.	http://cfpub.epa.gov/ncer/abstracts/index.cfm/fuseaction/display.abstractDetail/abstract/7798/report/0/	0
151.	http://cfpub.epa.gov/ncer/abstracts/index.cfm/fuseaction/display.abstractDetail/abstract/2390/report/0/	0
152.	http://cfpub.epa.gov/ncer/abstracts/index.cfm/fuseaction/display.abstractDetail/abstract/1999/report/0/	0
153.	http://cfpub.epa.gov/ncer/abstracts/index.cfm/fuseaction/display.abstractDetail/abstract/779/report/0/	0
154.	http://cfpub.epa.gov/ncer/abstracts/index.cfm/fuseaction/display.abstractDetail/abstract/5273/report/0/	0
155.	http://cfpub.epa.gov/ncer/abstracts/index.cfm/fuseaction/display.abstractDetail/abstract/5089/report/0/	0
156.	http://cfpub.epa.gov/ncer/abstracts/index.cfm/fuseaction/display.abstractDetail/abstract/1019/report/0/	0
157.	http://cfpub.epa.gov/ncer/abstracts/index.cfm/fuseaction/display.abstractDetail/abstract/8794/report/0/	0
158.	http://cfpub.epa.gov/ncer/abstracts/index.cfm/fuseaction/display.abstractDetail/abstract/8881/report/0/	0
159.	http://cfpub.epa.gov/ncer/abstracts/index.cfm/fuseaction/display.abstractDetail/abstract/1144/report/0/	0
160.	http://cfpub.epa.gov/ncer/abstracts/index.cfm/fuseaction/display.abstractDetail/abstract/1301/report/0/	0
161.	http://cfpub.epa.gov/ncer/abstracts/index.cfm/fuseaction/display.abstractDetail/abstract/8609/report/0/	0
162.	http://cfpub.epa.gov/ncer/abstracts/index.cfm/fuseaction/display.abstractDetail/abstract/5607/report/0/	0
163.	http://cfpub.epa.gov/ncer/abstracts/index.cfm/fuseaction/display.abstractDetail/abstract/765/report/0/	0
164.	http://cfpub.epa.gov/ncer/abstracts/index.cfm/fuseaction/display.abstractDetail/abstract/1755/report/0/	0
165.	http://cfpub.epa.gov/ncer/abstracts/index.cfm/fuseaction/display.abstractDetail/abstract/5595/report/0/	0


	Pages	Average Time to Serve (ms)
■	166. http://cfpub.epa.gov/ncer_abstracts/index.cfm/fuseaction/display.abstractDetail/abstract/8898/report/0/	0
■	167. http://cfpub.epa.gov/ncer_abstracts/index.cfm/fuseaction/display.abstractDetail/abstract/1953/report/0/	0
■	168. http://cfpub.epa.gov/ncer_abstracts/index.cfm/fuseaction/display.abstractDetail/abstract/1466/report/0/	0
■	169. http://cfpub.epa.gov/ncer_abstracts/index.cfm/fuseaction/display.abstractDetail/abstract/8826/report/0/	0
■	170. http://cfpub.epa.gov/ncer_abstracts/index.cfm/fuseaction/display.abstractDetail/abstract/8627/report/0/	0
■	171. http://cfpub.epa.gov/ncer_abstracts/index.cfm/fuseaction/display.abstractDetail/abstract/2243/report/0/	0
■	172. http://cfpub.epa.gov/ncer_abstracts/index.cfm/fuseaction/display.abstractDetail/abstract/7542/report/0/	0
■	173. http://cfpub.epa.gov/ncer_abstracts/index.cfm/fuseaction/display.abstractDetail/abstract/8816/report/0/	0
■	174. http://cfpub.epa.gov/ncer_abstracts/index.cfm/fuseaction/display.abstractDetail/abstract/8625/report/0/	0
■	175. http://cfpub.epa.gov/ncer_abstracts/index.cfm/fuseaction/display.abstractDetail/abstract/8928/report/0/	0
■	176. http://cfpub.epa.gov/ncer_abstracts/index.cfm/fuseaction/display.abstractDetail/abstract/8868/report/0/	0
■	177. http://cfpub.epa.gov/ncer_abstracts/index.cfm/fuseaction/display.abstractDetail/abstract/8896/report/0/	0
■	178. http://cfpub.epa.gov/ncer_abstracts/index.cfm/fuseaction/display.abstractDetail/abstract/7736/report/0/	0
■	179. http://cfpub.epa.gov/ncer_abstracts/index.cfm/fuseaction/display.abstractDetail/abstract/5283/report/0/	0
■	180. http://cfpub.epa.gov/ncer_abstracts/index.cfm/fuseaction/display.abstractDetail/abstract/1088/report/0/	0
■	181. http://cfpub.epa.gov/ncer_abstracts/index.cfm/fuseaction/display.abstractDetail/abstract/8624/report/0/	0

	Pages	Average Time to Serve (ms)
182.	http://cfpub.epa.gov/ncer/abstracts/index.cfm/fuseaction/display.abstractDetail/abstract/7797/report/0/	0
183.	http://cfpub.epa.gov/ncer/abstracts/index.cfm/fuseaction/display.abstractDetail/abstract/8832/report/0/	0
184.	http://cfpub.epa.gov/ncer/abstracts/index.cfm/fuseaction/display.abstractDetail/abstract/8734/report/0/	0
185.	http://cfpub.epa.gov/ncer/abstracts/index.cfm/fuseaction/display.abstractDetail/abstract/5691/report/0/	0
186.	http://cfpub.epa.gov/ncer/abstracts/index.cfm/fuseaction/display.abstractDetail/abstract/1089/report/0/	0
187.	http://cfpub.epa.gov/ncer/abstracts/index.cfm/fuseaction/display.abstractDetail/abstract/51/report/0/	0
188.	http://cfpub.epa.gov/ncer/abstracts/index.cfm/fuseaction/display.abstractDetail/abstract/8697/report/0/	0
189.	http://cfpub.epa.gov/ncer/abstracts/index.cfm/fuseaction/display.abstractDetail/abstract/1622/report/0/	0
190.	http://cfpub.epa.gov/ncer/abstracts/index.cfm/fuseaction/display.abstractDetail/abstract/7973/report/0/	0
191.	http://cfpub.epa.gov/ncer/abstracts/index.cfm/fuseaction/display.abstractDetail/abstract/5597/report/0/	0
192.	http://cfpub.epa.gov/ncer/abstracts/index.cfm/fuseaction/display.abstractDetail/abstract/8810/report/0/	0
193.	http://cfpub.epa.gov/ncer/abstracts/index.cfm/fuseaction/display.abstractDetail/abstract/8918/report/0/	0
194.	http://cfpub.epa.gov/ncer/abstracts/index.cfm/fuseaction/display.abstractDetail/abstract/8903/report/0/	0
195.	http://cfpub.epa.gov/ncer/abstracts/index.cfm/fuseaction/display.abstractDetail/abstract/2040/report/0/	0
196.	http://cfpub.epa.gov/ncer/abstracts/index.cfm/fuseaction/display.abstractDetail/abstract/2072/report/0/	0
197.	http://cfpub.epa.gov/ncer/abstracts/index.cfm/fuseaction/display.abstractDetail/abstract/8866/report/0/	0

	Pages	Average Time to Serve (ms)
198.	http://cfpub.epa.gov/ncer_abstracts/index.cfm/fuseaction/display.abstractDetail/abstract/5739/report/0/	0
199.	http://cfpub.epa.gov/ncer_abstracts/index.cfm/fuseaction/display.abstractDetail/abstract/1443/report/0/	0
200.	http://cfpub.epa.gov/ncer_abstracts/index.cfm/fuseaction/display.abstractDetail/abstract/8876/report/0/	0
Subtotal for rows: 1 - 200		-
Other		-
Total		-

items 1-200 of 2000

Pages - Help Card

 **Column Definitions**

Pages
Any displayed page. You can specify for each profile the types of files that qualify as a page. These settings can be changed by the WebTrends administrator.

Visits
Number of visits to this page. A visit is a series of actions that begins when a visitor views the first page from the server, and ends when the visitor leaves the site or remains idle beyond the idle-time limit. The default idle-time limit is thirty minutes. This time limit can be changed by the system administrator.

Views
Number of times this page was viewed by visitors.

Average Time Viewed
Average length of time the specified page was viewed. (The format is hh:mm:ss - hours:minutes:seconds.)

Average Time to Serve
Average amount of time (in milliseconds) it took to serve each document during the specified time interval. The time to serve spans from the time the server got a page request until it transmitted all the data.
Note: Zero values in this column probably indicates that your web server is not logging Time to Serve information.



Report Descriptions

Pages with good content and design are more likely to attract visitors and be revisited. Less popular pages on a site can be made more appealing by improving the content or incorporating design elements similar to that on the more important pages. Always remember that people are far more interested in content than in design, and average view times can help determine which content is most important to your visitors.

Content Groups

This report identifies the most popular groups of web site pages and how often they were visited.

Content Groups by Visits Trend

No data is available for this graph.

Content Groups by Visits

No data is available for this graph.

Content Groups

No data is available for this table.

Content Groups - Help Card



Column Definitions

Content Group

A defined group of web pages with specific things in common, such as the same types of products, services, or information.

Visits

Number of visits where the visitor viewed at least one page in the specified content group. A visit is a series of actions that begins when a visitor views their first page from the server, and ends when the visitor leaves the site or remains idle beyond the idle-time limit. The default idle-time limit is thirty minutes. This time limit can be changed by the system administrator.

Hits

Each file requested by a visitor registers as a hit. There can be several hits on each page. While the volume of hits reflects the amount of server traffic, it is not an accurate reflection of the number of pages viewed.



Report Descriptions

The information on this page can show you which content groups were most popular. This will reveal the reasons people visit your web site, and what is most interesting and least interesting to them.