

NCER Final Report Monthly Statistics

Monthly Report: January 2009

January 1, 2009 12:00:00 AM – January 31, 2009 11:59:59 PM

This report was generated by WebTrends 7 - Professional, Version: 7.1b, Build: 15447 .
Monday, March 16, 2009 12:48:17 PM
Final report conversion by WebTrends Report Exporter, Version 7.1b (build 15376)

Copyright (C) 1996-2005 NetIQ Corporation. All rights reserved.

Table of Contents

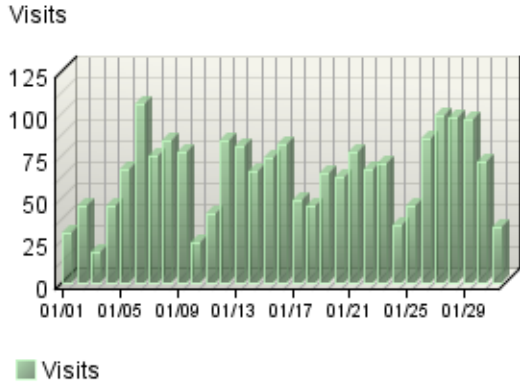
Overview Dashboard	1
Activity Dashboard	3
Navigation Dashboard	5
Pages Dashboard	6
Search Engines Dashboard	8
Visitors Dashboard	9
Referring Site	11
Referring Domain	13
Referring Page	15
Initial Referrers	17
Most Recent Search Engines (All)	20
Most Recent Search Phrases (All)	23
Initial Search Engines	26
Search Phrases	30
Search Keywords	31
Visitors Dashboard	32
Top Visitors	34
Visitors by Number of Visits	50
Visitors Trend	52
Visits Trend	58
Organizations	60
Domain Names	77
Top-Level Domain Types	84
Regions	87
Geography Drilldown	89
Countries	93
North American States and Provinces	96

Pages Dashboard	99
Pages	101
Content Groups	129

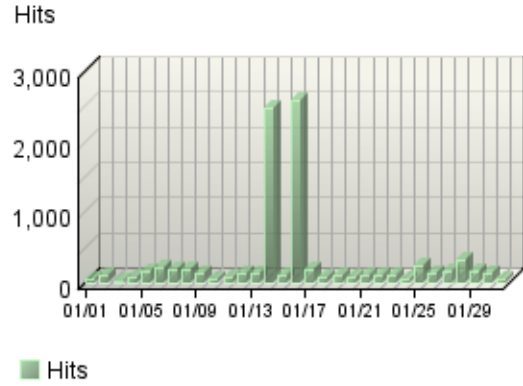
Overview Dashboard

This displays key graphs and tables that provide an overview of the entire report. When viewing through the on-demand interface, you can click on the title of a graph or table to navigate to the corresponding page.

Visits Trend



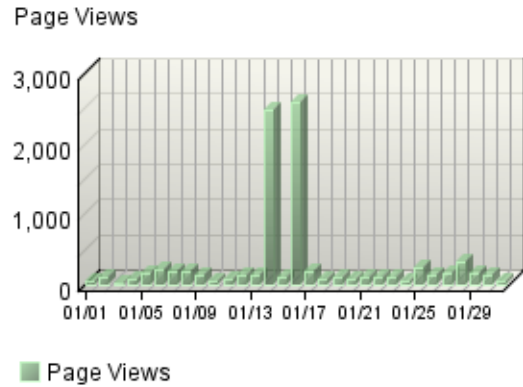
Hits Trend



Visitor Summary

Visitors	1,706
Visitors Who Visited Once	1,588
Visitors Who Visited More Than Once	118
Average Visits per Visitor	1.17

Page Views Trend



Visit Summary

Visits	1,998
Average per Day	64
Average Visit Duration	00:10:16
Median Visit Duration	00:03:39
International Visits	35.79%
Visits of Unknown Origin	0.00%
Visits from Your Country: United States (US)	64.21%

Hit Summary

Successful Hits for Entire Site	8,792
Average Hits per Day	283
Home Page Hits	-

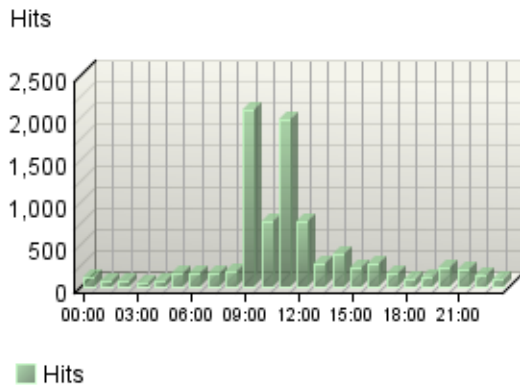
Page View Summary

Page Views	8,792
Average per Day	283
Average Page Views per Visit	4.4

Activity Dashboard

This displays key graphs and tables that provide an overview of the Activity chapter. When viewing through the on-demand interface, you can click on the title of a graph or table to navigate to the corresponding page.

Hits by Hour of the Day



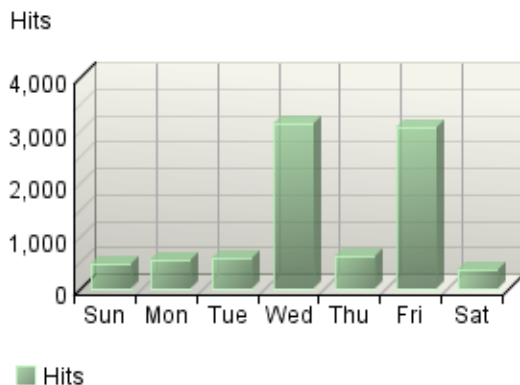
Least Active Summary

Least Active Date	1/3/09
Number of Hits on Least Active Date	34
Least Active Day of the Week	Saturday
Least Active Hour of the Day	03:00-03:59

Activity on Weekdays Summary

Total Hits Weekdays	7,939
Total Visits Weekdays	1,664
Average Number of Visits per day on Weekdays	75
Average Number of Hits per day on Weekdays	360

Hits by Day of the Week



Activity on Weekends Summary

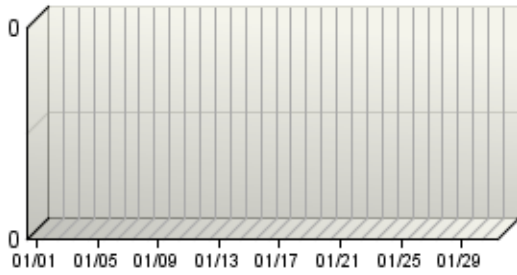
Total Hits Weekend	853
Total Visits Weekend	334
Average Number of Visits per Weekend	66
Average Number of Hits per Weekend	170

Most Active Summary

Most Active Date	1/16/09
Number of Hits on Most Active Date	2,580
Most Active Day of the Week	Wednesday
Most Active Hour of the Day	09:00-09:59

Bandwidth: Kbytes Transferred Trend

Kbytes Transferred

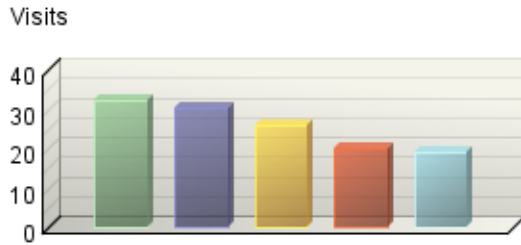


■ Kbytes Transferred

Navigation Dashboard

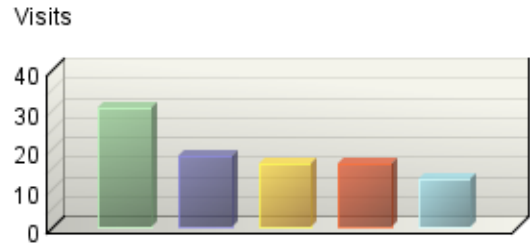
This dashboard summarizes important information related to online navigation.

Entry Pages



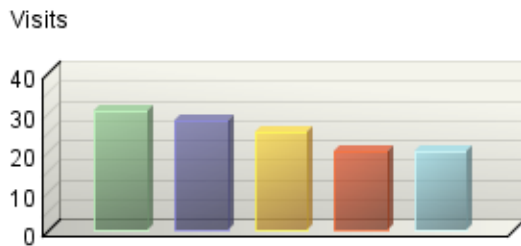
/ncer_abstracts/ind... /ncer_abstracts/ind...
/ncer_abstracts/ind... /ncer_abstracts/ind...
/ncer_abstracts/ind...

Single-Page Visits



/ncer_abstracts/ind... /ncer_abstracts/ind...
/ncer_abstracts/ind... /ncer_abstracts/ind...
/ncer_abstracts/ind...

Exit Pages

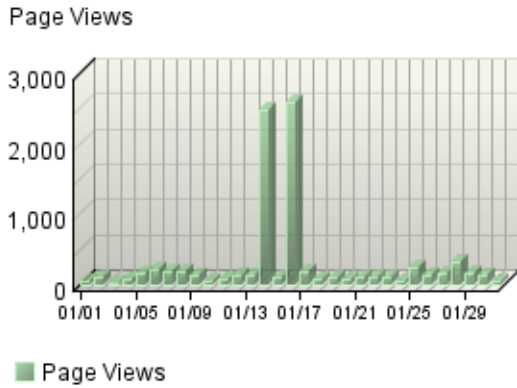


/ncer_abstracts/ind... /ncer_abstracts/ind...
/ncer_abstracts/ind... /ncer_abstracts/ind...
/ncer_abstracts/ind...

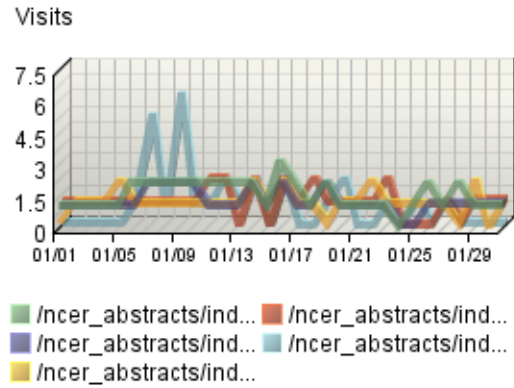
Pages Dashboard

This displays key graphs and tables that provide an overview of the Pages chapter. When viewing through the on-demand interface, you can click on the title of a graph or table to navigate to the corresponding page.

Page Views Trend



Pages by Visits Trend



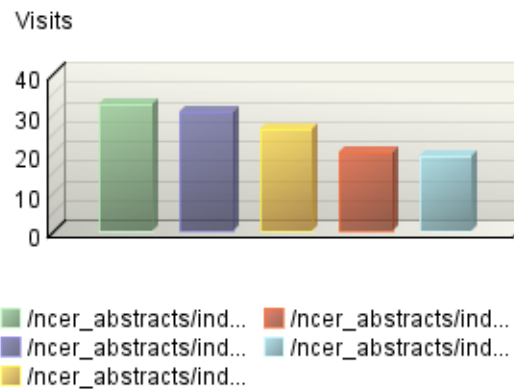
Content Groups by Visits

No data is available for this graph.

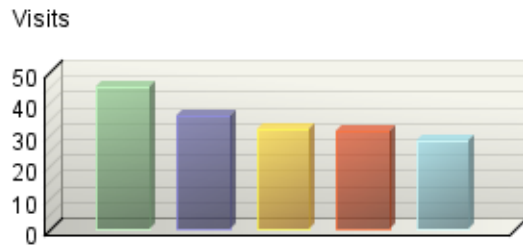
Page View Summary

Page Views	8,792
Average per Day	283
Average Page Views per Visit	4.4

Entry Pages

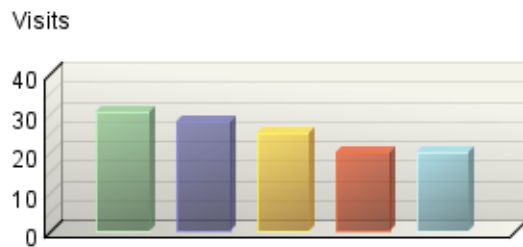


Pages by Visits



■ /ncer_abstracts/ind... ■ /ncer_abstracts/ind...
■ /ncer_abstracts/ind... ■ /ncer_abstracts/ind...
■ /ncer_abstracts/ind...

Exit Pages



■ /ncer_abstracts/ind... ■ /ncer_abstracts/ind...
■ /ncer_abstracts/ind... ■ /ncer_abstracts/ind...
■ /ncer_abstracts/ind...

Directories by Visits



■ /ncer_abstracts/index.cfm/fuseaction

Search Engines Dashboard

This dashboard summarizes important information related to specific search engines.

Most Recent Search Engines (All) Trend

No data is available for this graph.

Most Recent Search Phrases (All) Trend

No data is available for this graph.

Initial Search Engines Trend

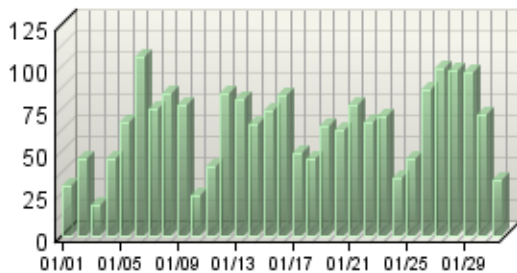
No data is available for this graph.

Visitors Dashboard

This displays key graphs and tables that provide an overview of the Visitors chapter. When viewing through the on-demand interface, you can click on the title of a graph or table to navigate to the corresponding page.

Active Visits Trend

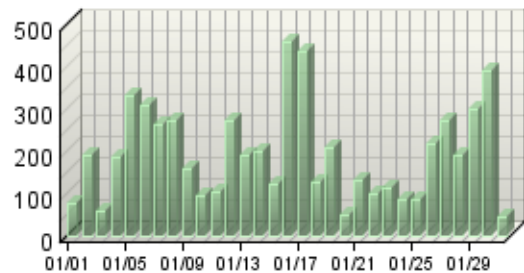
Active Visits



Active Visits

Visitor Minutes Trend

Visitor Minutes



Visitor Minutes

Visitor Summary

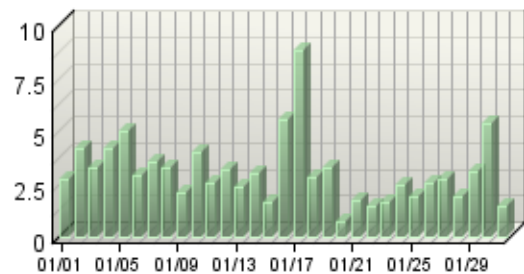
Visitors	1,706
Visitors Who Visited Once	1,588
Visitors Who Visited More Than Once	118
Average Visits per Visitor	1.17

Visit Summary

Visits	1,998
Average per Day	64
Average Visit Duration	00:10:16
Median Visit Duration	00:03:39
International Visits	35.79%
Visits of Unknown Origin	0.00%
Visits from Your Country: United States (US)	64.21%

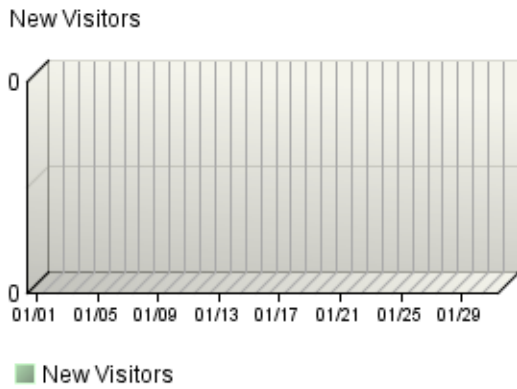
Average Length of Visit Trend

Average Visit Duration



Average Visit Duration

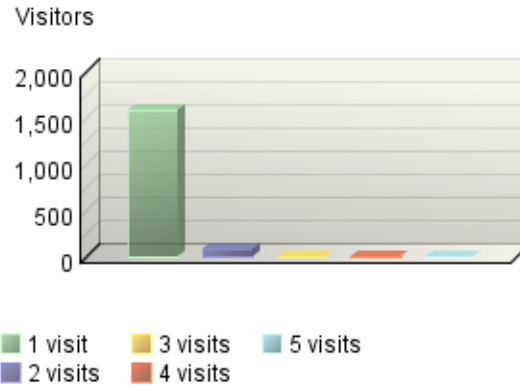
New Visitors Trend



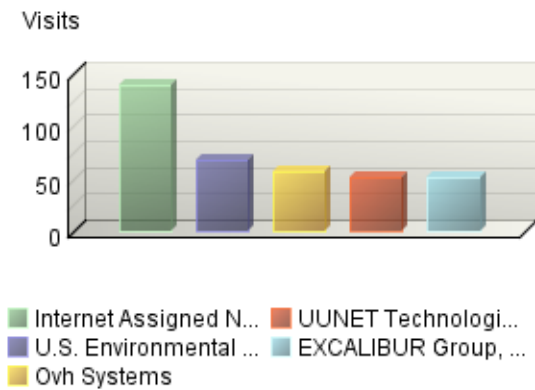
Authenticated Usernames by Visits

No data is available for this graph.

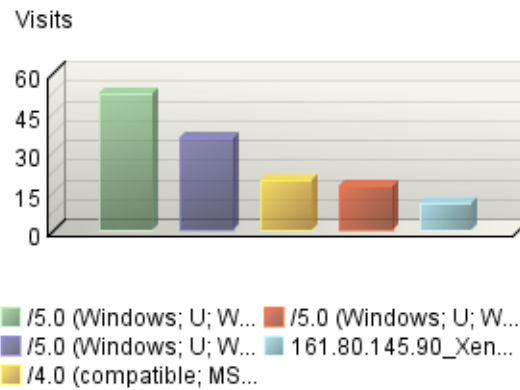
Visitors by Number of Visits



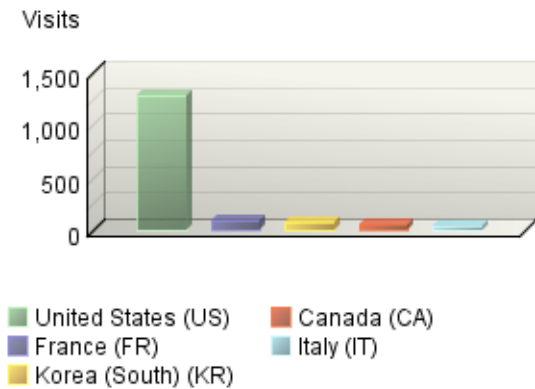
Organizations by Visits



Top Visitors by Visits



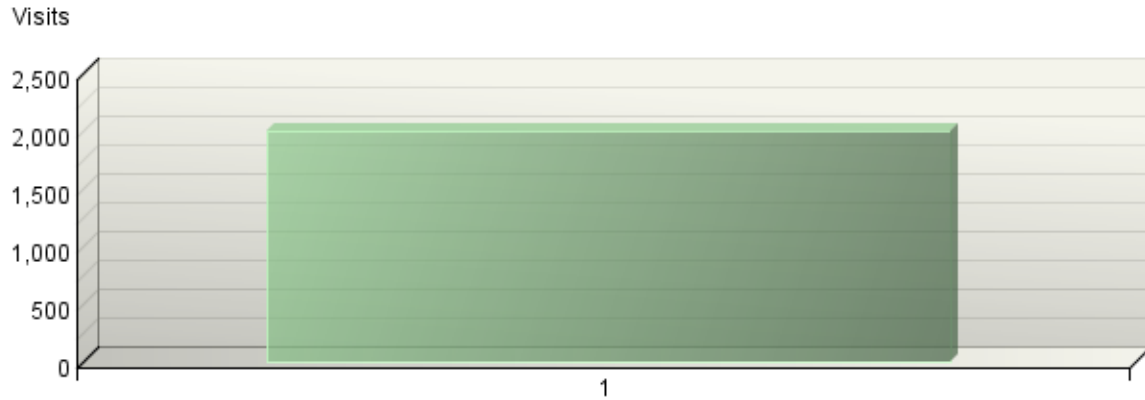
Countries by Visits



Referring Site

This report identifies the domain names and IP addresses that refer visitors to your site. This information will be displayed only if your server is logging this information.

Visits by Referring Site



Referring Site

Site	Visits	% Visits
1. Direct Traffic	1,998	100.00%
Total	1,998	100.00%

items 1-1 of 1

Referring Site - Help Card



Column Definitions

Referring Sites

A web site that refers a visitor to your site by linking to it.

Site

The specific referring site being analyzed.

Visits

Number of times the specified site referred visitors to your site.

%

Percentage of referrals that came from the specified site.

Direct Traffic

Represents to the web site with no referrer as one of the following: 1) the visitor typed the domain name directly into their browser, 2) the visitor bookmarked the site, 3) the visitor clicked on an email, shortcut, or other direct link, 4) Firewalls and/or proxies stripped out the referrer and replaced it with a dash "-".

Note: If "Direct Traffic" is 100% of all your traffic, then you are probably not logging the "referrer" field in your log files. Please see your manual or the WebTrends Knowledgebase to enable extended logging on your web servers.

Hidden-Referrer

A value indicating that Internet security software such as Zone Alarm Pro, Symantec's Norton Internet Security, or a proxy server modified a web request to mask the referring URL.



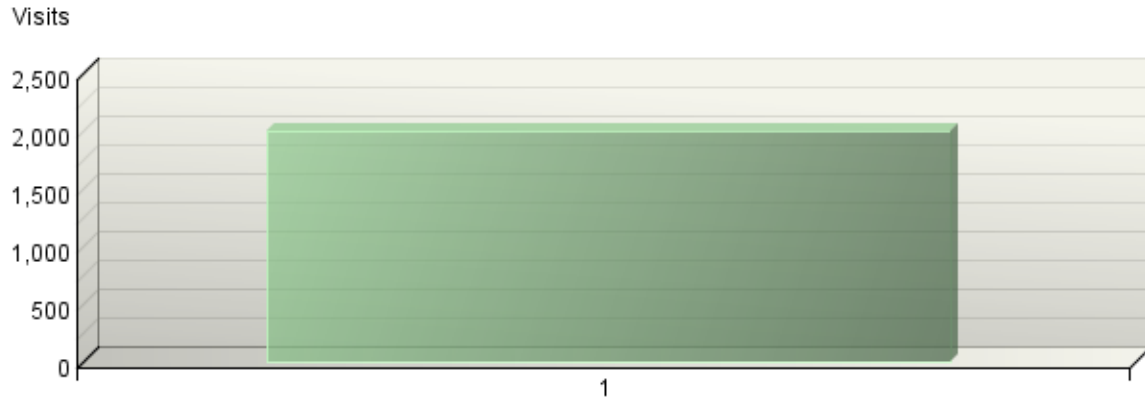
Report Descriptions

You can use this page to determine which sites are referring the most visitors to your site. This can help when considering the most effective ways and places to attract visitors.

Referring Domain

This report identifies the top-level domains that refer visitors to your site. This information will be displayed only if your server is logging this information.

Visits by Referring Domain



Referring Domain

Domain	Visits	% Visits
1. Direct Traffic	1,998	100.00%
Total	1,998	100.00%

items 1-1 of 1

Referring Domain - Help Card



Column Definitions

Referring Domain

A web site that refers a visitor to your site by linking to it.

Domain

Top-level domains to which belong the web sites which refer visitors to your site by linking to it.

Visits

Number of times the specified domain referred visitors to your site.

%

Percentage of referrals that came from the specified domain.

Direct Traffic

Represents to the web site with no referrer as one of the following: 1) the visitor typed the domain name directly into their browser, 2) the visitor bookmarked the site, 3) the visitor clicked on an email, shortcut, or other direct link, 4) Firewalls and/or proxies stripped out the referrer and replaced it with a dash "-".

Note: If "Direct Traffic" is 100% of all your traffic, then you are probably not logging the "referrer" field in your log files. Please see your manual or the WebTrends Knowledgebase to enable extended logging on your web servers.

Hidden-Referrer

A value indicating that Internet security software such as Zone Alarm Pro, Symantec's Norton Internet Security, or a proxy server modified a web request to mask the referring URL.



Report Descriptions

You can use this page to determine which domains are referring the most visitors to your site. This can help when considering the most effective ways and places to attract visitors.

Referring Page

This report provides the pages from the sites with links to your site. This information will only be displayed if your server is logging the referrer information.

Visits by Referring Page



Referring Page

Page	Visits	% Visits
1. Direct Traffic	1,998	100.00%
Total	1,998	100.00%

items 1-1 of 1

Referring Page - Help Card



Column Definitions

Pages

Any displayed page. You can specify for each profile the types of files that qualify as a page. These settings can be changed by the WebTrends administrator.

Visits

Number of visitors referred from the specified URL.

%

Percentage of referred visitors who came from the specified site.

Direct Traffic

Represents to the web site with no referrer as one of the following: 1) the visitor typed the domain name directly into their browser, 2) the visitor bookmarked the site, 3) the visitor clicked on an email, shortcut, or other direct link, 4) Firewalls and/or proxies stripped out the referrer and replaced it with a dash "-".

Note: If "Direct Traffic" is 100% of all your traffic, then you are probably not logging the "referrer" field in your log files. Please see your manual or the WebTrends Knowledgebase to enable extended logging on your web servers.

Hidden-Referrer

A value indicating that Internet security software such as Zone Alarm Pro, Symantec's Norton Internet Security, or a proxy server modified a web request to mask the referring URL.



Report Descriptions

You can use this information to determine the sites that provide the most referrals to your site. This can help when considering the most effective ways to attract visitors.

Initial Referrers

This report shows activity occurring in the current report time period organized according to visitors' first referrer on record.

Initial Referrers Trend

No data is available for this graph.

Initial Referrers

No data is available for this table.

Initial Referrers - Help Card



Column Definitions

Initial Referrer

The first referrer on record for this visitor.

Visits

A visit is a series of actions that begins when a visitor views their first page from the server, and ends when the visitor leaves the site or remains idle beyond the idle-time limit. The default idle-time limit is thirty minutes. This time limit can be changed by the system administrator.

Note that if the dimension changes state during the course of a visit (such as a visitor changing from non-buyer to buyer), the visit will be recorded for both states. In such cases, the total of visits in this report may be greater than the number of visits reported in the Overview. In the Key Metrics report for example, if a visit spans several hours, it is recorded in each of the hours.

Page Views

A hit to any file classified as a page. In order to view a web page with embedded images, for example, a browser must retrieve multiple files. The page and its embedded files counts as a single page view.

Daily Buyers

The number of buyers in each day for the reporting period.

% of All Visits

Percentage of the total number of visits during the reporting period.

Average Visit Duration (Minutes)

The length (measured in minutes) of a visit to your web site.

Average Visit Page Views

The number of pages viewed during a visit.

Hits

Each file requested by a visitor registers as a hit. There can be several hits on each page. While the volume of hits reflects the amount of server traffic, it is not an accurate reflection of the number of pages viewed.

Revenue

This measure reflects the monetary amount generated from completed purchases.

Average Revenue per Order

This measure reflects the monetary amount generated from completed purchases.

Units

This measure reflects the number of units (products) from completed purchases.

Average Units per Order

This measure reflects the number of units (products) from completed purchases.

Orders

This measure reflects the number of orders from completed purchases.

Weekly Buyers

The number of buyers in each week for the reporting period.

Monthly Buyers

The number of buyers in each month for the reporting period.

Quarterly Buyers

The number of buyers in each quarter for the reporting period.

Yearly Buyers

The number of buyers in each year for the reporting period.

**Report Descriptions****Briefly:**

To produce this report, a site must use persistent cookies and have activated Visitor History. If visitors have not visited the site during the report time period, their activity nor their initial referrer will be included in this report. A referrer is a site that offers a link to your site, and may include partners, affiliates, industry sites, third-party sites such as media sites or directories.

Uses and Interpretation:

This report allows you to analyze visitors' current activities based on their first referrer on record. Using measures you care about most, you can determine the referrers that first attracted your best visitors and use that insight to guide future marketing decisions. This report is useful in identifying important sites and sources of traffic that you may have overlooked as marketing opportunities as they aren't designated as an "official" marketing campaign or advertisement.

This report uses a dimension based on Visitor History, and Visitor History requires the use of cookies for session tracking. If your report is empty and you know you receive traffic that you be reflected in it, make sure that you use a session tracking that employs cookies. See the Session Tracking tab under Advanced in the profile settings.

Other relevant reports and analyses:

Relationship to other campaign reports. Relationship to Initial Campaign and Initial Search Engine reports. Consider long-term impact to business with Lifetime Value by Initial Referrer.

Most Recent Search Engines (All)

This report displays the most recent search engine and phrases that visitors used to access your site with measures evaluating those visits.

Most Recent Search Engines (All) Trend

No data is available for this graph.

Most Recent Search Engines (All)

No data is available for this table.

Most Recent Search Engines (All) - Help Card



Column Definitions

Most Recent Search Engine

The most recent search engine that visitors used to find your site. Only those search engines whose duration have not expired are included. This expiration setting is set on a profile basis.

Most Recent Search Phrase

The most recent search phrase visitors used to find your site.

Visits

A visit is a series of actions that begins when a visitor views their first page from the server, and ends when the visitor leaves the site or remains idle beyond the idle-time limit. The default idle-time limit is thirty minutes. This time limit can be changed by the system administrator.

Note that if the dimension changes state during the course of a visit (such as a visitor changing from non-buyer to buyer), the visit will be recorded for both states. In such cases, the total of visits in this report may be greater than the number of visits reported in the Overview. In the Key Metrics report for example, if a visit spans several hours, it is recorded in each of the hours.

Page Views

A hit to any file classified as a page. In order to view a web page with embedded images, for example, a browser must retrieve multiple files. The page and its embedded files counts as a single page view.

% of All Visits

Percentage of the total number of visits during the reporting period.

Average Visit Duration (Minutes)

The length (measured in minutes) of a visit to your web site.

Hits

Each file requested by a visitor registers as a hit. There can be several hits on each page. While the volume of hits reflects the amount of server traffic, it is not an accurate reflection of the number of pages viewed.

Revenue

This measure reflects the monetary amount generated from completed purchases.

Average Revenue per Order

This measure reflects the monetary amount generated from completed purchases.

Units

This measure reflects the number of units (products) from completed purchases.

Average Units per Order

This measure reflects the number of units (products) from completed purchases.

Orders

This measure reflects the number of orders from completed purchases.



Report Descriptions

Briefly:

This report shows activity to your site according to the last search engine and phrases visitors used to access your site. For the time period selected, all conversions and other activities are tracked and attributed to the most recent search engine and phrase visitors last used to access your site. Only those most recent search engines whose durations have not expired are included, and the administrator sets this expiration. Thus, even if the conversion does not happen on the first visit generated by the most recent search engine and phrase, the appropriate source is "credited" with the conversion. This report requires the activation of Visitor History and the use of persistent cookies. If visitors do not visit the site during the report time period, their activity and most recent search engine is not included.

Uses and Interpretation:

This report allows you to analyze visitors' current activities regardless of whether the search was based on a paid or organic most recent search phrase. Using measures you care about most, you can determine the search engines and phrases responsible for attracting the best current visitors, and use that insight to guide future search engine marketing and optimization decisions. Use this report to analyze how effective search engines and specific phrases are at generating visitors who often return to your site to perform the actions you want them to take. By including conversion metrics, you not only evaluate the performance of search phrases in driving traffic, you also get an indication of how well your site is optimized for those phrases. In other words, how well does your site answer visitor interests (their query) and convert on that traffic?

This report uses a dimension based on Visitor History, and Visitor History requires the use of cookies for session tracking. If your report is empty and you know you receive traffic that you be reflected in it, make sure that you use a session tracking that employs cookies. See the Session Tracking tab under Advanced in the profile settings.

Other relevant reports and analyses:

Segmented insight to guide SEM and SEO efforts with respective Most Recent Search Engines and Phrases (Paid) and Most Recent Search Engines and Phrases (Organic) reports. Relationship to Most Recent Campaign reports. Focused evaluation of specific phrases with Conversion Funnel by Search Engines (All) report.

Most Recent Search Phrases (All)

This report displays the most recent search phrase and engine that visitors used to access your site with measures evaluating those visits.

Most Recent Search Phrases (All) Trend

No data is available for this graph.

Most Recent Search Phrases (All)

No data is available for this table.

Most Recent Search Phrases (All) - Help Card



Column Definitions

Most Recent Search Phrase

The most recent search phrase visitors used to find your site.

Most Recent Search Engine

The most recent search engine that visitors used to find your site. Only those search engines whose duration have not expired are included. This expiration setting is set on a profile basis.

Visits

A visit is a series of actions that begins when a visitor views their first page from the server, and ends when the visitor leaves the site or remains idle beyond the idle-time limit. The default idle-time limit is thirty minutes. This time limit can be changed by the system administrator.

Note that if the dimension changes state during the course of a visit (such as a visitor changing from non-buyer to buyer), the visit will be recorded for both states. In such cases, the total of visits in this report may be greater than the number of visits reported in the Overview. In the Key Metrics report for example, if a visit spans several hours, it is recorded in each of the hours.

Page Views

A hit to any file classified as a page. In order to view a web page with embedded images, for example, a browser must retrieve multiple files. The page and its embedded files counts as a single page view.

% of All Visits

Percentage of the total number of visits during the reporting period.

Average Visit Duration (Minutes)

The length (measured in minutes) of a visit to your web site.

Hits

Each file requested by a visitor registers as a hit. There can be several hits on each page. While the volume of hits reflects the amount of server traffic, it is not an accurate reflection of the number of pages viewed.

Revenue

This measure reflects the monetary amount generated from completed purchases.

Average Revenue per Order

This measure reflects the monetary amount generated from completed purchases.

Units

This measure reflects the number of units (products) from completed purchases.

Average Units per Order

This measure reflects the number of units (products) from completed purchases.

Orders

This measure reflects the number of orders from completed purchases.



Report Descriptions

Briefly:

This report shows activity to your site according to the last search phrase and engine visitors used to access your site. For the time period selected, all conversions and other activities are tracked and attributed to the most recent search phrase and engine visitors last used to access your site. Only those most recent search engines whose durations have not expired are included, and the administrator sets this expiration. Thus, even if the conversion does not happen on the first visit generated by the most recent search phrase and engine, the appropriate source is "credited" with the conversion. This report requires the activation of Visitor History and the use of persistent cookies. If visitors do not visit the site during the report time period, their activity and most recent search phrase is not included.

Uses and Interpretation:

This report allows you to analyze visitors' current activities regardless of whether the search was based on a paid or organic most recent search phrase. Using measures you care about most, you can determine the search engines and phrases responsible for attracting the best current visitors, and use that insight to guide future search engine marketing and optimization decisions. Use this report to analyze how effective specific phrases are at generating visitors who often return to your site to perform the actions you want them to take. By including conversion metrics, you not only evaluate the performance of search phrases in driving traffic, you also get an indication of how well your site is optimized for those phrases. In other words, how well does your site answer visitor interests (their query) and convert on that traffic?

This report uses a dimension based on Visitor History, and Visitor History requires the use of cookies for session tracking. If your report is empty and you know you receive traffic that you be reflected in it, make sure that you use a session tracking that employs cookies. See the Session Tracking tab under Advanced in the profile settings.

Other relevant reports and analyses:

Segmented insight to guide SEM and SEO efforts with respective Most Recent Search Phrases and Engines (Paid) and Most Recent Search Phrases and Engines (Organic) reports. Relationship to Most Recent Campaign reports. Focused evaluation of specific phrases with Conversion Funnel by Search Engines (All) report.

Initial Search Engines

This report shows activity occurring in the current report time period organized according to the very first search engine and phrases visitors used to access your site. This report includes both paid and organic phrases.

Initial Search Engines Trend

No data is available for this graph.

Initial Search Engines

No data is available for this table.

Initial Search Engines - Help Card



Column Definitions

Initial Search Engine

The very first search engine visitors used to find your site on their current visit.

Initial Search Phrase

The very first search phrases visitors used to find your site.

Visits

A visit is a series of actions that begins when a visitor views their first page from the server, and ends when the visitor leaves the site or remains idle beyond the idle-time limit. The default idle-time limit is thirty minutes. This time limit can be changed by the system administrator.

Note that if the dimension changes state during the course of a visit (such as a visitor changing from non-buyer to buyer), the visit will be recorded for both states. In such cases, the total of visits in this report may be greater than the number of visits reported in the Overview. In the Key Metrics report for example, if a visit spans several hours, it is recorded in each of the hours.

Page Views

A hit to any file classified as a page. In order to view a web page with embedded images, for example, a browser must retrieve multiple files. The page and its embedded files counts as a single page view.

Daily Buyers

The number of buyers in each day for the reporting period.

% of All Visits

Percentage of the total number of visits during the reporting period.

Average Visit Duration (Minutes)

The length (measured in minutes) of a visit to your web site.

Average Visit Page Views

The number of pages viewed during a visit.

Hits

Each file requested by a visitor registers as a hit. There can be several hits on each page. While the volume of hits reflects the amount of server traffic, it is not an accurate reflection of the number of pages viewed.

Revenue

This measure reflects the monetary amount generated from completed purchases.

Average Revenue per Order

This measure reflects the monetary amount generated from completed purchases.

Units

This measure reflects the number of units (products) from completed purchases.

Average Units per Order

This measure reflects the number of units (products) from completed purchases.

Orders

This measure reflects the number of orders from completed purchases.

Weekly Buyers

The number of buyers in each week for the reporting period.

Monthly Buyers

The number of buyers in each month for the reporting period.

Quarterly Buyers

The number of buyers in each quarter for the reporting period.

Yearly Buyers

The number of buyers in each year for the reporting period.



Report Descriptions

Briefly:

To produce this report, a site must use persistent cookies and have activated Visitor History. If visitors have not visited the site during the report time period, their activity nor their initial search engine will be included in this report.

Uses and Interpretation:

This report allows you to analyze visitors' current activities based on the search engine and phrase that first drove them to your site, regardless of whether it was a paid or organic initial search phrase. Using measures you care about most, you can determine the search engines and phrases responsible for attracting the best visitors, and use that insight to guide future search engine marketing and optimization decisions. Use this report to analyze how effective search engines and specific phrases are at generating visitors who often return to your site to perform the actions you want them to take. By including conversion metrics, you not only evaluate the performance of initial search phrases in driving traffic, you also get an indication of how well your site is optimized for those phrases. In other words, how well does your site answer visitor interests (their initial query) and convert on that traffic?

This report uses a dimension based on Visitor History, and Visitor History requires the use of cookies for session tracking. If your report is empty and you know you receive traffic that you be reflected in it, make sure that you use a session tracking that employs cookies. See the Session Tracking tab under Advanced in the profile settings.

Other relevant reports and analyses:

Relationship to Most Recent Search Engines and Search Phrases (All). Segmented insight to guide SEM and SEO efforts with respective Initial Search Engines and Phrases (Paid) and Initial Search Engines and Phrases (Organic) reports. Relationship to Initial Campaign and Initial Referrer reports. Focused evaluation of specific phrases with Conversion Funnel by Search Engines and Phrases. Consider long-term impact to business with Lifetime Value by Initial Search Engines and Phrases.

Search Phrases

This report identifies search phrases that led the most visitors to your site, and for each phrase, which search engines led visitors to the site.

Search Phrases

No data is available for this graph.

Search Phrases

No data is available for this table.

Search Phrases - Help Card



Column Definitions

Phrase

The search phrase a visitor used to find your site.

Engines

The specific search engine being analyzed in conjunction with the phrase in the adjacent column.

Referrals

The number of visits to your site from visitors, who were referred by using the specified search engine and search phrases.

%

Percentage of visitors referred from search engines who used the specified search engine and phrase.



Report Descriptions

How are people getting to your site? Use this report to find out if your visitors are using the search phrases you expect. Do you need to use different phrases in page titles to make it easier for people to find your site with search engines?

Search Keywords

This report identifies keywords that led the most visitors to the site and, for each keyword, which search engines led visitors to the site.

Search Keywords

No data is available for this graph.

Search Keywords

No data is available for this table.

Search Keywords - Help Card



Column Definitions

Keywords

The specific keywords being analyzed. To see the entire search strings entered by visitors, see the Search Phrases page.

Engines

The specific search engine being analyzed in conjunction with the keyword in the adjacent column.

Referrals

The number of hits from visitors referred to your site with the specified keywords.

% Percentage of referred visitors who used the specified search engine and keyword.



Report Descriptions

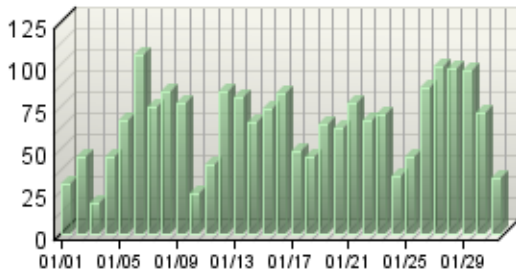
At the most basic level, this section tells you which search keywords are being used most frequently to find your site. You also may find that some search engines are referring visitors to your site with the keywords you expect and that other search engines are not.

Visitors Dashboard

This displays key graphs and tables that provide an overview of the Visitors chapter. When viewing through the on-demand interface, you can click on the title of a graph or table to navigate to the corresponding page.

Active Visits Trend

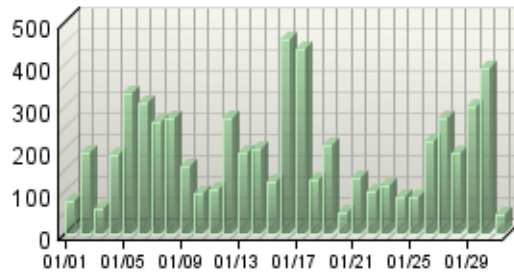
Active Visits



Active Visits

Visitor Minutes Trend

Visitor Minutes



Visitor Minutes

Visitor Summary

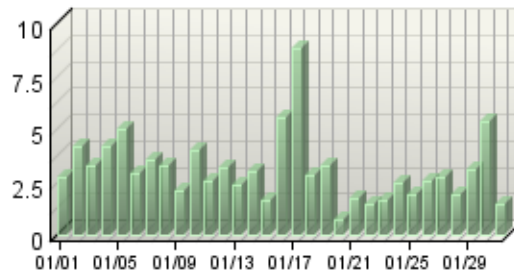
Visitors	1,706
Visitors Who Visited Once	1,588
Visitors Who Visited More Than Once	118
Average Visits per Visitor	1.17

Visit Summary

Visits	1,998
Average per Day	64
Average Visit Duration	00:10:16
Median Visit Duration	00:03:39
International Visits	35.79%
Visits of Unknown Origin	0.00%
Visits from Your Country: United States (US)	64.21%

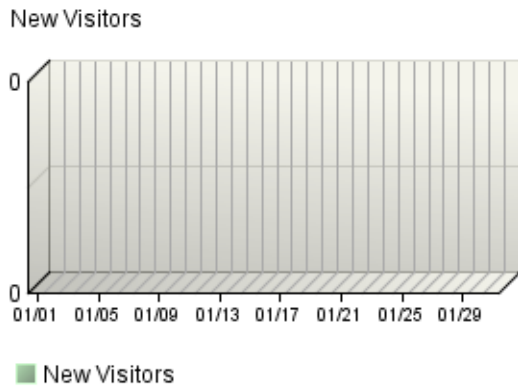
Average Length of Visit Trend

Average Visit Duration



Average Visit Duration

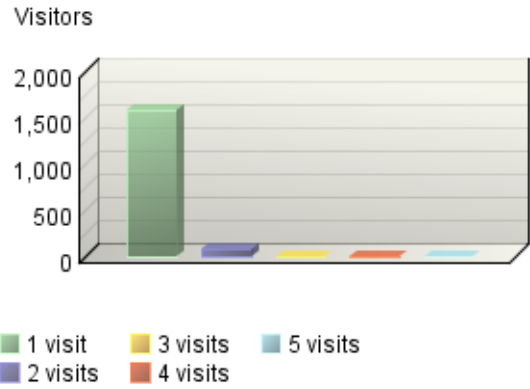
New Visitors Trend



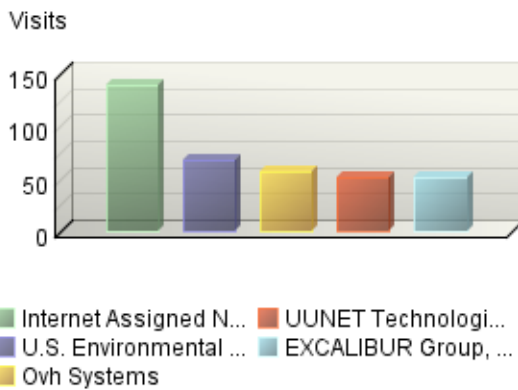
Authenticated Usernames by Visits

No data is available for this graph.

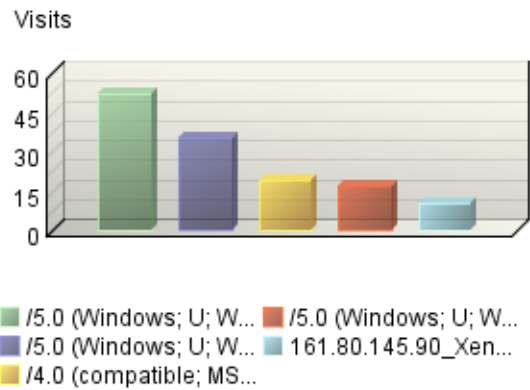
Visitors by Number of Visits



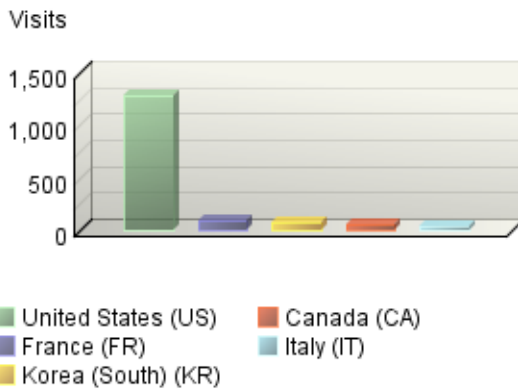
Organizations by Visits



Top Visitors by Visits



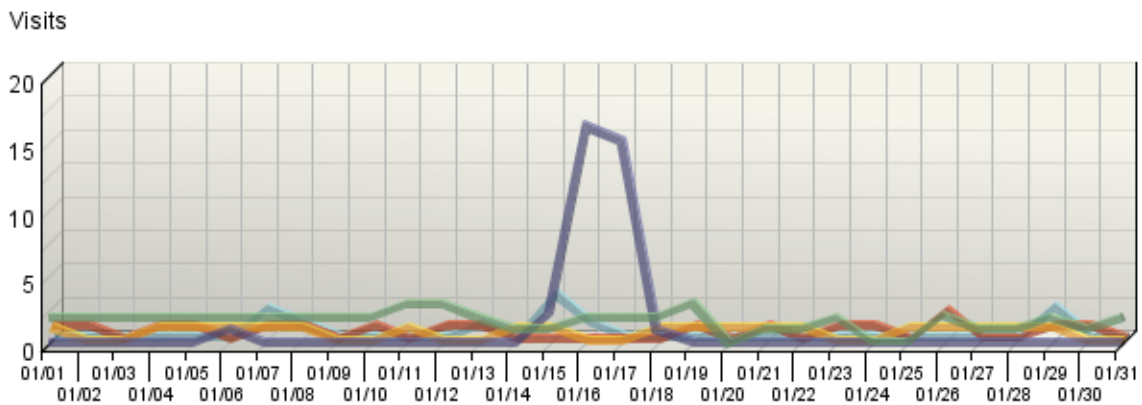
Countries by Visits



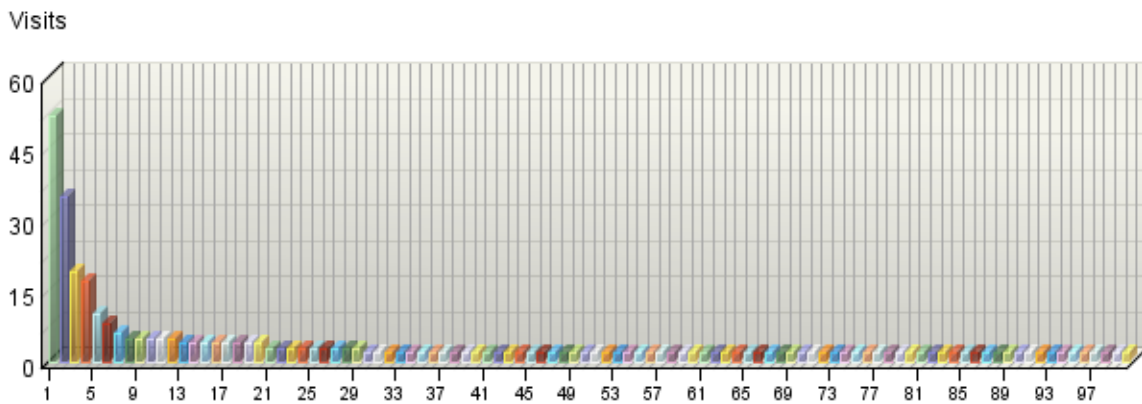
Top Visitors

This report identifies the IP address, domain name, or cookie of each visitor, and identifies the visitor's activity level on the site. If you use cookies to track visits, WebTrends can differentiate between hits from different visitors with the same IP address.

Top Visitors by Visits Trend



Top Visitors by Visits



Top Visitors

	Visitor	Visits	% Visits	Hits
■ 1.	ns203698.ovh.net_Mozilla/5.0 (Windows; U; Windows NT 5.1; fr; rv:1.8) Gecko/20051111 Firefox/1.5	52	2.60%	309

	Visitor	Visits	% Visits	Hits
2.	97-82-84-58.static.kgpt.tn.charter.com_Mozilla/5.0 (Windows; U; Windows NT 5.2; en-US; rv:1.8.1.6; .NET CLR 2.0.50727) Gecko/20070725 Firefox/2.0.0.6	35	1.75%	240
3.	dsl092-131-126.chi1.dsl.speakeasy.net_Mozilla/4.0 (compatible; MSIE 6.0; Windows 98) Web Link Validator 5.0	19	0.95%	38
4.	natcrawlbloc05.net.m1.fti.net_Mozilla/5.0 (Windows; U; Windows NT 5.1; fr; rv:1.8.1) VoilaBot BETA 1.2 (support.voilabot@orange-ftgroup.com)	17	0.85%	17
5.	161.80.145.90_Xenu Link Sleuth 1.3	10	0.50%	30
6.	134.67.99.231_Mozilla/4.0 (compatible; MSIE 6.0; Windows NT 5.1; maxamine.com-robot)	8	0.40%	27
7.	earthmeanders.com_Mozilla/4.0 (compatible; EcoEarth.Info)	6	0.30%	386
8.	94.23.1.19_Mozilla/5.0 (Windows; U; Windows NT 5.1; fr; rv:1.8) Gecko/20051111 Firefox/1.5	5	0.25%	20
9.	87.241.35.100_Mozilla/4.0 (compatible; MSIE 7.0; Windows NT 5.1; .NET CLR 1.1.4322; .NET CLR 2.0.50727; .NET CLR 3.0.04506.30; .NET CLR 3.0.04506.648; InfoPath.1; MS-RTC LM 8)	5	0.25%	8
10.	earth2.epa.gov_Verity-URL-Gateway/2.4	5	0.25%	4,819
11.	125.128.69.77_Mozilla/4.0 (compatible; MSIE 6.0; Windows NT 5.1; SV1; .NET CLR 1.1.4322; InfoPath.1)	5	0.25%	9
12.	pcd576251.netvigator.com_Mozilla/4.0 (compatible; MSIE 6.0; Windows NT 5.1; SV1; TencentTraveler)	5	0.25%	8
13.	pool-71-100-215-245.tampfl.dsl-w.verizon.net_Mozilla/5.0 (Windows; U; Windows NT 5.1; en-US; rv:1.9.0.5) Gecko/2008120122 Firefox/3.0.5	4	0.20%	4
14.	208.250.49.170_Mozilla/4.0 (compatible; MSIE 7.0; Windows NT 5.1; InfoPath.2)	4	0.20%	5
15.	pool-96-230-28-41.chi01.dsl-w.verizon.net_Mozilla/5.0 (Windows; U; Windows NT 5.1; en-US; rv:1.9.0.5) Gecko/2008120122 Firefox/3.0.5	4	0.20%	4
16.	208.250.49.116_Mozilla/4.0 (compatible; MSIE 7.0; Windows NT 5.1; InfoPath.2)	4	0.20%	36
17.	c-71-196-152-82.hsd1.co.comcast.net_Mozilla/4.0 (compatible; MSIE 7.0; Windows NT 6.0; SLCC1; .NET CLR 2.0.50727; Media Center PC 5.0; .NET CLR 3.0.04506; InfoPath.1)	4	0.20%	9
18.	133-88-178-69.gci.net_Mozilla/4.0 (compatible; MSIE 7.0; Windows NT 5.1; .NET CLR 1.1.4322; MS-RTC LM 8)	4	0.20%	6

	Visitor	Visits	% Visits	Hits
19.	ns203716.ovh.net_Mozilla/5.0 (Windows; U; Windows NT 5.1; fr; rv:1.8) Gecko/20051111 Firefox/1.5	4	0.20%	7
20.	71-33-198-217.hln.qwest.net_Mozilla/4.0 (compatible; MSIE 7.0; Windows NT 5.1; GTB5; .NET CLR 1.1.4322)	4	0.20%	8
21.	205.174.143.2_Mozilla/4.0 (compatible; MSIE 6.0; Windows NT 5.1; ALDOT FW; SV1; .NET CLR 1.0.3705; .NET CLR 1.1.4322; .NET CLR 2.0.50727; InfoPath.2)	3	0.15%	4
22.	208.250.49.242_Mozilla/4.0 (compatible; MSIE 7.0; Windows NT 5.1; InfoPath.2)	3	0.15%	9
23.	208.250.49.195_Mozilla/4.0 (compatible; MSIE 7.0; Windows NT 5.1; .NET CLR 2.0.50727; .NET CLR 3.0.04506.30; InfoPath.2)	3	0.15%	5
24.	209.71.25.4_Mozilla/5.0 (Windows; U; Windows NT 5.1; en-US; rv:1.9.0.5) Gecko/2008120122 Firefox/3.0.5	3	0.15%	4
25.	134.179.104.135_Mozilla/4.0 (compatible; MSIE 6.0; Windows NT 5.1; SV1; .NET CLR 2.0.50727; .NET CLR 1.1.4322)	3	0.15%	3
26.	dsl081-110-085.den1.dsl.speakeasy.net_Mozilla/5.0 (Windows; U; Windows NT 5.1; en-US; rv:1.7.12) Gecko/20050915 Firefox/1.0.7	3	0.15%	7
27.	63-225-97-152.hln.qwest.net_Mozilla/4.0 (compatible; MSIE 7.0; Windows NT 5.1; GTB5; .NET CLR 1.1.4322)	3	0.15%	4
28.	168.98.67.17_Mozilla/4.0 (compatible; MSIE 7.0; Windows NT 5.1; .NET CLR 1.1.4322; .NET CLR 2.0.50727)	3	0.15%	3
29.	136.229.5.52_Mozilla/4.0 (compatible; MSIE 6.0; Windows NT 5.1; SV1; 3M/IE 6.0;; 3M/MSIE 6.0;; InfoPath.1; .NET CLR 1.1.4322; .NET CLR 2.0.50727; .NET CLR 3.0.04506.30)	3	0.15%	5
30.	165.132.223.35_Mozilla/4.0 (compatible; MSIE 7.0; Windows NT 5.1; .NET CLR 2.0.50727)	2	0.10%	3
31.	pool-71-112-116-138.sttlwa.dsl-w.verizon.net_Mozilla/5.0 (X11; U; Linux i686; en-US; rv:1.9.0.5) Gecko/2008120121 Firefox/3.0.5	2	0.10%	5
32.	server52604.uk2net.com_Mozilla/4.0 (compatible; MSIE 6.0; Windows NT 5.1; SV1; .NET CLR 1.1.4322; .NET CLR 2.0.50727)	2	0.10%	2
33.	212.22.49.133.static.user.ono.com_Mozilla/5.0 (Windows; U; Windows NT 5.1; en-US; rv:1.8.1.20) Gecko/20081217 Firefox/2.0.0.20	2	0.10%	3

	Visitor	Visits	% Visits	Hits
34.	72.242.244.188_Mozilla/4.0 (compatible; MSIE 6.0; Windows NT 5.1; SV1; .NET CLR 1.1.4322; .NET CLR 2.0.50727)	2	0.10%	4
35.	apgrwkaeg003054.apgea.army.mil_Mozilla/4.0 (compatible; MSIE 7.0; Windows NT 5.1; InfoPath.2; MS-RTC LM 8; .NET CLR 2.0.50727; .NET CLR 1.1.4322)	2	0.10%	2
36.	152.99.242.102_Mozilla/4.0 (compatible; MSIE 7.0; Windows NT 5.1; .NET CLR 1.1.4322; .NET CLR 2.0.50727; .NET CLR 3.0.04506.30; .NET CLR 3.0.04506.648)	2	0.10%	6
37.	161.80.46.93_Mozilla/4.0 (compatible; MSIE 7.0; Windows NT 5.1; InfoPath.1; .NET CLR 1.1.4322; .NET CLR 2.0.50727)	2	0.10%	7
38.	207.195.99.227_Mozilla/4.0 (compatible; MSIE 6.0; Windows NT 5.1; SV1; .NET CLR 1.1.4322; .NET CLR 2.0.50727)	2	0.10%	4
39.	205.172.107.75_Mozilla/4.0 (compatible; MSIE 6.0; Windows NT 5.1; SV1; PADEP; .NET CLR 1.1.4322; .NET CLR 2.0.50727)	2	0.10%	2
40.	f051010090.adsl.alicedsl.de_Mozilla/5.0 (Windows; U; Windows NT 5.1; de; rv:1.9.0.5) Gecko/2008120122 Firefox/3.0.5	2	0.10%	4
41.	134.20.11.87_Mozilla/4.0 (compatible; MSIE 7.0; Windows NT 5.1; .NET CLR 1.1.4322)	2	0.10%	4
42.	ipasum29.ipasum.med.uni-erlangen.de_Mozilla/5.0 (Windows; U; Windows NT 5.1; de; rv:1.9.0.5) Gecko/2008120122 Firefox/3.0.5	2	0.10%	5
43.	121.120.170.154_Mozilla/5.0 (Windows; U; Windows NT 5.1; en-US; rv:1.9.0.5) Gecko/2008120122 Firefox/3.0.5	2	0.10%	5
44.	nat.bsu.edu_Mozilla/5.0 (Windows; U; Windows NT 5.1; en-US; rv:1.9.0.5) Gecko/2008120122 Firefox/3.0.5	2	0.10%	3
45.	rrcs-24-172-154-74.central.biz.rr.com_Mozilla/5.0 (Windows; U; Windows NT 6.0; en-US; rv:1.9.0.4) Gecko/2008102920 YFF3 Firefox/3.0.4	2	0.10%	2
46.	cflo-ext2.basf-corp.com_Mozilla/4.0 (compatible; MSIE 6.0; Windows NT 5.1; SV1; .NET CLR 1.0.3705; .NET CLR 1.1.4322; .NET CLR 2.0.50727; InfoPath.1; .NET CLR 3.0.04506.30)	2	0.10%	2
47.	63.228.27.194_Mozilla/4.0 (compatible; MSIE 7.0; Windows NT 5.1; .NET CLR 2.0.50727)	2	0.10%	2

	Visitor	Visits	% Visits	Hits
48.	adsl-149-131-176.bna.bellsouth.net_Mozilla/4.0 (compatible; MSIE 7.0; Windows NT 5.1; GTB5; .NET CLR 1.0.3705; .NET CLR 1.1.4322; Media Center PC 4.0; .NET CLR 2.0.50727; InfoPath.1)	2	0.10%	3
49.	p185x201.tceq.state.tx.us_Mozilla/4.0 (compatible; MSIE 7.0; Windows NT 5.1; .NET CLR 1.1.4322; .NET CLR 2.0.50727; .NET CLR 3.0.04506.30)	2	0.10%	2
50.	pool-71-112-128-110.stlwa.dsl-w.verizon.net_Mozilla/5.0 (Windows; U; Windows NT 5.1; en-US; rv:1.8.1.12) Gecko/20080201 Firefox/2.0.0.12	2	0.10%	2
51.	esprx02x.nokia.com_Mozilla/5.0 (Windows; U; Windows NT 5.1; en-US; rv:1.8.1.17) Gecko/20080829 Firefox/2.0.0.17	2	0.10%	2
52.	208.250.49.199_Mozilla/4.0 (compatible; MSIE 7.0; Windows NT 5.1; InfoPath.2)	2	0.10%	3
53.	cpe-066-057-238-181.nc.res.rr.com_Xenu Link Sleuth 1.3	2	0.10%	6
54.	163.152.21.168_Mozilla/4.0 (compatible; MSIE 7.0; Windows NT 5.1; IPMS/A81598A3-1496073CF3F; InfoPath.2; .NET CLR 1.1.4322; .NET CLR 2.0.50727)	2	0.10%	4
55.	CPE-72-135-121-0.new.res.rr.com_Mozilla/4.0 (compatible; MSIE 7.0; Windows NT 6.0; WOW64; SLCC1; .NET CLR 2.0.50727; .NET CLR 3.0.04506; Media Center PC 5.0; .NET CLR 1.1.4322)	2	0.10%	3
56.	c-76-119-66-174.hsd1.ma.comcast.net_Mozilla/5.0 (Windows; U; Windows NT 6.0; en-US; rv:1.9.0.5) Gecko/2008120122 Firefox/3.0.5	2	0.10%	6
57.	208.250.49.197_Mozilla/4.0 (compatible; MSIE 7.0; Windows NT 5.1; InfoPath.2)	2	0.10%	4
58.	208.250.49.254_Mozilla/4.0 (compatible; MSIE 7.0; Windows NT 5.1; GTB5; InfoPath.2)	2	0.10%	9
59.	208.250.49.234_Mozilla/4.0 (compatible; MSIE 7.0; Windows NT 5.1; .NET CLR 2.0.50727; .NET CLR 3.0.04506.30; InfoPath.2)	2	0.10%	25
60.	71-93-81-62.dhcp.nv.charter.com_Mozilla/5.0 (Windows; U; Windows NT 5.1; en-US; rv:1.9.0.5) Gecko/2008120122 Firefox/3.0.5	2	0.10%	2
61.	82-32-146-77.cable.ubr01.nail.blueyonder.co.uk_Mozilla/4.0 (compatible; MSIE 7.0; Windows NT 6.0; SLCC1; .NET CLR 2.0.50727; Media Center PC 5.0; .NET CLR 3.0.04506)	2	0.10%	2

	Visitor	Visits	% Visits	Hits
62.	ppp-157-229.21-151.libero.it_Mozilla/5.0 (Windows; U; Windows NT 5.1; it-IT) AppleWebKit/525.19 (KHTML, like Gecko) Version/3.1.2 Safari/525.21	2	0.10%	2
63.	199.159.72.252_Mozilla/4.0 (compatible; MSIE 6.0; Windows NT 5.1; SV1; .NET CLR 1.1.4322; .NET CLR 2.0.50727; InfoPath.1; MS-RTC LM 8; .NET CLR 3.0.04506.648; .NET CLR 3.5.21022)	2	0.10%	2
64.	CPE-124-185-11-32.qld.bigpond.net.au_Mozilla/4.0 (compatible; MSIE 7.0; Windows NT 5.1; .NET CLR 1.1.4322; .NET CLR 2.0.50727)	2	0.10%	3
65.	00402b3076ea.click-network.com_Mozilla/4.0 (compatible; MSIE 7.0; Windows NT 6.0; SLCC1; .NET CLR 2.0.50727; Media Center PC 5.0; .NET CLR 3.0.04506)	2	0.10%	6
66.	161.80.46.240_Mozilla/4.0 (compatible; MSIE 7.0; Windows NT 5.1; InfoPath.1; .NET CLR 1.1.4322; .NET CLR 2.0.50727)	2	0.10%	2
67.	styx2.lvvwd.com_Mozilla/4.0 (compatible; MSIE 6.0; Windows NT 5.1; SV1; .NET CLR 1.1.4322; .NET CLR 2.0.50727; .NET CLR 3.0.04506.30; .NET CLR 3.0.04506.648; .NET CLR 3.5.21022)	2	0.10%	3
68.	hqt-p.bcls.lib.nj.us_Mozilla/5.0 (Windows; U; Windows NT 5.1; en-US; rv:1.8.1.1) Gecko/20061204 Firefox/2.0.0.1	2	0.10%	4
69.	cblmdm72-241-175-207.buckeyecom.net_Mozilla/4.0 (compatible; MSIE 7.0; Windows NT 5.1; MyIE2; Maxthon; (R1 1.6); Maxthon; .NET CLR 1.1.4322; .NET CLR 2.0.50727; .NET CLR 3.0.04506.648; .NET CLR 3.5.21022; JiveQ; TheWorld)	2	0.10%	16
70.	ks-76-7-9-129.dyn.embarqhsd.net_Mozilla/4.0 (compatible; MSIE 7.0; Windows NT 5.1; GTB5; .NET CLR 1.1.4322)	2	0.10%	3
71.	24-176-166-138.dhcp.gvrb.ca.charter.com_Mozilla/4.0 (compatible; MSIE 7.0; Windows NT 6.0; SLCC1; .NET CLR 2.0.50727; Media Center PC 5.0; .NET CLR 3.0.04506)	2	0.10%	2
72.	c-98-206-29-33.hsd1.il.comcast.net_Mozilla/4.0 (compatible; MSIE 6.0; Windows NT 5.1; SV1; .NET CLR 1.0.3705; .NET CLR 1.1.4322; Media Center PC 3.1)	2	0.10%	3
73.	78.176.1.186_Mozilla/5.0 (Windows; U; Windows NT 5.1; en-US) AppleWebKit/525.19 (KHTML, like Gecko) Chrome/1.0.154.43 Safari/525.19	2	0.10%	3

	Visitor	Visits	% Visits	Hits
74.	163.152.224.196_Mozilla/4.0 (compatible; MSIE 7.0; Windows NT 5.1; Mozilla/4.0 (compatible; MSIE 6.0; Windows NT 5.1; SV1) ; InfoPath.2; .NET CLR 2.0.50727)	2	0.10%	4
75.	host-21-140-111-24.midco.net_Mozilla/4.0 (compatible; MSIE 7.0; Windows NT 5.1; .NET CLR 1.1.4322; .NET CLR 2.0.50727)	2	0.10%	2
76.	z1664174-184.ip.fs.fed.us_Mozilla/4.0 (compatible; MSIE 6.0; Windows NT 5.0; .NET CLR 1.1.4322)	2	0.10%	2
77.	211.112.252.13_Mozilla/4.0 (compatible; MSIE 7.0; Windows NT 5.1; Zenius RSMC; .NET CLR 1.0.3705; .NET CLR 1.1.4322; Media Center PC 4.0)	2	0.10%	4
78.	140-127-206-37.nuk.edu.tw_Mozilla/4.0 (compatible; MSIE 7.0; Windows NT 5.1; .NET CLR 2.0.50727)	2	0.10%	2
79.	guruji.com_GurujiBot/1.0 (+http://www.guruji.com/en/WebmasterFAQ.html)	2	0.10%	2
80.	pcd358254.netvigator.com_Mozilla/4.0 (compatible; MSIE 6.0; Windows NT 5.1; SV1; TencentTraveler)	2	0.10%	6
81.	mail1.fessenden.org_Mozilla/5.0 (Macintosh; U; Intel Mac OS X; en-US; rv:1.8.1.16) Gecko/20080702 Firefox/2.0.0.16	2	0.10%	3
82.	208.250.49.145_Mozilla/4.0 (compatible; MSIE 7.0; Windows NT 5.1; InfoPath.2)	2	0.10%	6
83.	211.215.168.245_Mozilla/4.0 (compatible; MSIE 7.0; Windows NT 5.1; InfoPath.1)	2	0.10%	2
84.	122.128.40.22_Mozilla/4.0 (compatible; MSIE 7.0; Windows NT 6.0; SLCC1; .NET CLR 2.0.50727; .NET CLR 3.0.04506; InfoPath.2)	2	0.10%	4
85.	41.205.2.187_Mozilla/5.0 (Windows; U; Windows NT 5.1; en-GB; rv:1.9.0.5) Gecko/2008120122 Firefox/3.0.5	2	0.10%	3
86.	205.225.207.163_Mozilla/4.0 (compatible; MSIE 7.0; Windows NT 5.1; .NET CLR 1.1.4322; InfoPath.1; .NET CLR 2.0.50727)	2	0.10%	2
87.	ip-64-32-154-226.dsl.lax.megapath.net_Mozilla/5.0 (Windows; U; Windows NT 5.1; en-US) AppleWebKit/525.19 (KHTML, like Gecko) Chrome/1.0.154.36 Safari/525.19	2	0.10%	2
88.	84.47.234.141_Mozilla/5.0 (Windows; U; Windows NT 5.1; en-US; rv:1.9) Gecko/2008052906 Firefox/3.0	2	0.10%	2
89.	c-75-71-158-178.hsd1.co.comcast.net_Mozilla/5.0 (Windows; U; Windows NT 5.1; en-US; rv:1.9.0.5) Gecko/2008120122 Firefox/3.0.5	2	0.10%	2

	Visitor	Visits	% Visits	Hits
90.	user-1121auq.dsl.mindspring.com_Mozilla/4.0 (compatible; MSIE 6.0; Windows NT 5.1; SV1; .NET CLR 1.1.4322; .NET CLR 2.0.50727; InfoPath.1)	2	0.10%	4
91.	164.119.84.105_Mozilla/4.0 (compatible; MSIE 6.0; Windows NT 5.1; SV1; .NET CLR 1.1.4322; .NET CLR 2.0.50727; .NET CLR 3.0.04506.30)	2	0.10%	4
92.	nvcrb172050.smarttadsl.com_Mozilla/5.0 (Windows; U; Windows NT 5.1; en-US; rv:1.8.1.14) Gecko/20080404 Firefox/2.0.0.14	2	0.10%	5
93.	static.unknown.charter.com_Mozilla/4.0 (compatible; MSIE 7.0; Windows NT 6.0; WOW64; SLCC1; .NET CLR 2.0.50727; .NET CLR 3.0.04506; InfoPath.2; Media Center PC 5.0)	2	0.10%	3
94.	5ac1cc63.bb.sky.com_Mozilla/4.0 (compatible; MSIE 8.0; Windows NT 5.1; Trident/4.0; Sky Broadband; (R1 1.5); .NET CLR 1.1.4322; .NET CLR 2.0.50727)	2	0.10%	2
95.	208.250.49.119_Mozilla/4.0 (compatible; MSIE 7.0; Windows NT 5.1; InfoPath.2)	2	0.10%	35
96.	host.DNR.State.Ga.US_Mozilla/4.0 (compatible; MSIE 7.0; Windows NT 5.1)	2	0.10%	2
97.	208.250.49.131_Mozilla/4.0 (compatible; MSIE 7.0; Windows NT 5.1; GTB5; InfoPath.2)	2	0.10%	36
98.	host.evri.com_Mozilla/5.0 (compatible; +http://www.evri.com/evrinid)	2	0.10%	2
99.	ool-43571bfe.dyn.optonline.net_Mozilla/5.0 (Windows; U; Windows NT 5.1; en-US) AppleWebKit/525.19 (KHTML, like Gecko) Chrome/1.0.154.43 Safari/525.19	2	0.10%	2
100.	121.120.221.132_Mozilla/5.0 (Windows; U; Windows NT 5.1; en-US; rv:1.9.0.5) Gecko/2008120122 Firefox/3.0.5	2	0.10%	3
101.	165.132.127.150_Mozilla/4.0 (compatible; MSIE 7.0; Windows NT 5.1; MathPlayer 2.0; Mozilla/4.0 (compatible; MSIE 6.0; Windows NT 5.1; SV1) ; .NET CLR 2.0.50727; .NET CLR 3.0.04506.30; .NET CLR 1.1.4322; InfoPath.2; .NET CLR 3.0.04506.648)	2	0.10%	2
102.	c-24-60-171-88.hsd1.ma.comcast.net_Mozilla/5.0 (Macintosh; U; Intel Mac OS X 10_5_6; en-us) AppleWebKit/525.18.1 (KHTML, like Gecko) Version/3.1.2 Safari/525.20.1	2	0.10%	2
103.	cpe-72-135-28-158.kc.res.rr.com_Mozilla/4.0 (compatible; MSIE 7.0; Windows NT 5.1; .NET CLR 1.1.4322; PeoplePal 3.0; .NET CLR 2.0.50727)	2	0.10%	2

	Visitor	Visits	% Visits	Hits
104.	203.34.111.1_Mozilla/4.0 (compatible; MSIE 6.0; Windows NT 5.1; SV1; .NET CLR 1.1.4322)	2	0.10%	5
105.	202.113.235.106_Mozilla/4.0 (compatible; MSIE 6.0; Windows NT 5.1; SV1; .NET CLR 2.0.50727; .NET CLR 3.0.04506.30; .NET CLR 3.0.04506.648; MAXTHON 2.0)	2	0.10%	2
106.	121.247.13.90.chennai-dynamic-bb.vsnl.net.in_Mozilla/5.0 (Windows; U; Windows NT 5.1; en-US; rv:1.9.0.1) Gecko/2008070208 Firefox/3.0.1	2	0.10%	2
107.	c-67-191-47-4.hsd1.fl.comcast.net_Mozilla/4.0 (compatible; MSIE 7.0; Windows NT 5.1; .NET CLR 1.1.4322)	2	0.10%	7
108.	ip68-97-45-21.ok.ok.cox.net_Mozilla/5.0 (Windows; U; Windows NT 5.1; en-US; rv:1.9.0.5) Gecko/2008120122 YFF3 Firefox/3.0.5	2	0.10%	3
109.	njsmtp.pattonboggs.com_Mozilla/4.0 (compatible; MSIE 7.0; Windows NT 5.1; .NET CLR 1.1.4322; InfoPath.1)	2	0.10%	3
110.	dgs51.dgs.udel.edu_Mozilla/4.0 (compatible; MSIE 7.0; Windows NT 5.1; .NET CLR 1.1.4322; .NET CLR 2.0.50727; InfoPath.1; .NET CLR 3.0.04506.30)	2	0.10%	2
111.	wall3.distr.com_Mozilla/4.0 (compatible; MSIE 6.0; Windows NT 5.1; SV1; Parker Online; .NET CLR 1.1.4322; .NET CLR 2.0.50727; InfoPath.1; .NET CLR 3.0.04506.30)	2	0.10%	3
112.	dhcp-164-107-77-1.ecr6.ohio-state.edu_Mozilla/4.0 (compatible; MSIE 7.0; Windows NT 6.0; SLCC1; .NET CLR 2.0.50727; Media Center PC 5.0; .NET CLR 3.0.04506)	2	0.10%	4
113.	nsc69.38.123-233.newsouth.net_Mozilla/4.0 (compatible; MSIE 7.0; Windows NT 5.1; .NET CLR 1.1.4322; .NET CLR 2.0.50727; .NET CLR 3.0.04506.30; .NET CLR 3.0.04506.648)	2	0.10%	2
114.	dsl-58-7-127-206.wa.westnet.com.au_Mozilla/5.0 (Windows; U; Windows NT 6.0; en-US; rv:1.9.0.5) Gecko/2008120122 Firefox/3.0.5	2	0.10%	2
115.	122.129.242.114_Mozilla/4.0 (compatible; MSIE 6.0; Windows NT 5.1; SV1; InfoPath.2; .NET CLR 1.1.4322)	2	0.10%	5
116.	161.80.46.157_Mozilla/4.0 (compatible; MSIE 7.0; Windows NT 5.1; InfoPath.1; .NET CLR 1.1.4322; .NET CLR 2.0.50727)	2	0.10%	3
117.	bd22348d.virtua.com.br_Mozilla/4.0 (compatible; MSIE 7.0; Windows NT 6.0; SLCC1; .NET CLR 2.0.50727; Media Center PC 5.0; .NET CLR 3.0.04506; InfoPath.2)	2	0.10%	3

	Visitor	Visits	% Visits	Hits
118.	208.250.49.100_Mozilla/4.0 (compatible; MSIE 7.0; Windows NT 5.1; InfoPath.2)	2	0.10%	18
119.	204.94.174.5_Mozilla/4.0 (compatible; MSIE 6.0; Windows NT 5.1; SV1; InfoPath.1; .NET CLR 2.0.50727; .NET CLR 1.1.4322)	1	0.05%	1
120.	c-98-194-160-2.hsd1.tx.comcast.net_Mozilla/5.0 (Windows; U; Windows NT 6.0; en-US; rv:1.9.0.5) Gecko/2008120122 Firefox/3.0.5	1	0.05%	1
121.	ip72-199-182-74.sd.sd.cox.net_Mozilla/4.0 (compatible; MSIE 7.0; Windows NT 6.0; WOW64; SLCC1; .NET CLR 2.0.50727; .NET CLR 3.0.04506; Media Center PC 5.0)	1	0.05%	1
122.	adsl-072-148-173-169.sip.bct.bellsouth.net_Mozilla/4.0 (compatible; MSIE 7.0; Windows NT 5.1; .NET CLR 1.0.3705; .NET CLR 1.1.4322; Media Center PC 4.0; InfoPath.1)	1	0.05%	2
123.	75-173-185-28.dvnp.qwest.net_Mozilla/5.0 (Windows; U; Windows NT 5.1; en-US; rv:1.9.0.5) Gecko/2008120122 Firefox/3.0.5	1	0.05%	1
124.	dhcp-130-64-245-66.grafton.tufts.edu_Mozilla/4.0 (compatible; MSIE 6.0; Windows NT 5.1; SV1; .NET CLR 1.1.4322; InfoPath.1; .NET CLR 2.0.50727; .NET CLR 3.0.04506.30; .NET CLR 3.0.04506.648)	1	0.05%	1
125.	204.46.46.152_Mozilla/4.0 (compatible; MSIE 6.0; Windows NT 5.1; SV1; .NET CLR 1.1.4322)	1	0.05%	1
126.	rz-du-ubx-140-250.rz.uni-karlsruhe.de_Mozilla/4.0 (compatible; MSIE 7.0; Windows NT 6.0; SLCC1; .NET CLR 2.0.50727; .NET CLR 3.0.04506; InfoPath.2)	1	0.05%	1
127.	wsip-70-169-94-25.ok.ok.cox.net_Mozilla/5.0 (Windows; U; Windows NT 6.0; en-US) AppleWebKit/525.27.1 (KHTML, like Gecko) Version/3.2.1 Safari/525.27.1	1	0.05%	1
128.	71-212-221-216.hlrn.qwest.net_Mozilla/4.0 (compatible; MSIE 6.0; Windows NT 5.1; SV1; Zango 10.0.341.0; .NET CLR 1.1.4322)	1	0.05%	6
129.	208.89.128.131.dhcp.uri.edu_Mozilla/5.0 (Windows; U; Windows NT 5.1; en-US; rv:1.9.0.3) Gecko/2008092417 Firefox/3.0.3	1	0.05%	1
130.	pool-70-23-149-161.ny325.east.verizon.net_Mozilla/5.0 (Windows; U; Windows NT 5.1; en-US; rv:1.8.1.20) Gecko/20081217 Firefox/2.0.0.20	1	0.05%	1
131.	71-213-182-43.albq.qwest.net_Mozilla/4.0 (compatible; MSIE 7.0; Windows NT 5.1; .NET CLR 1.0.3705; .NET CLR 1.1.4322; .NET CLR 2.0.50727)	1	0.05%	1

	Visitor	Visits	% Visits	Hits
132.	proxy.sng.com.pl_Mozilla/4.0 (compatible; MSIE 7.0; Windows NT 5.1; Mozilla/4.0 (compatible; MSIE 6.0; Windows NT 5.1; SV1) ; .NET CLR 2.0.50727; MEGAUPLOAD 2.0)	1	0.05%	1
133.	CPE0013f7bd9668-CM0013f7bd9664.cpe.net.cable.rogers.com_Mozilla/4.0 (compatible; MSIE 6.0; Windows NT 5.1; en)	1	0.05%	1
134.	adsl201-244104050.dyn.etb.net.co_Mozilla/4.0 (compatible; MSIE 7.0; Windows NT 5.1; .NET CLR 1.1.4322; InfoPath.2)	1	0.05%	1
135.	161.122.42.38_Mozilla/4.0 (compatible; MSIE 6.0; Windows NT 5.1; SV1; AhnLab:APG=1^-1442640161^21;; EmbeddedWB 14.52 http://www.Pandora.Tv EmbeddedWB 14.52; .NET CLR 1.1.4322; .NET CLR 2.0.50727; InfoPath.2)	1	0.05%	1
136.	ool-43505872.dyn.optonline.net_Mozilla/5.0 (Windows; U; Windows NT 5.1; en-US; rv:1.9.0.5) Gecko/2008120122 Firefox/3.0.5 Creative ZENcast v2.00.14	1	0.05%	2
137.	cache-mtc-ad03.proxy.aol.com_Mozilla/4.0 (compatible; MSIE 7.0; AOL 9.0; Windows NT 5.1; .NET CLR 1.0.3705; .NET CLR 1.1.4322; .NET CLR 2.0.50727)	1	0.05%	1
138.	208.250.49.232_Mozilla/4.0 (compatible; MSIE 7.0; Windows NT 5.1; .NET CLR 2.0.50727; .NET CLR 3.0.04506.30; InfoPath.2)	1	0.05%	1
139.	79.187.142.114_Mozilla/4.0 (compatible; MSIE 7.0; Windows NT 5.1; .NET CLR 1.1.4322; InfoPath.2)	1	0.05%	1
140.	host-196.219.24.136-static.tedata.net_Mozilla/4.0 (compatible; MSIE 6.0; Windows NT 5.1; SV1)	1	0.05%	1
141.	firewall.marist.com_Mozilla/5.0 (Windows; U; Windows NT 5.1; en-US; rv:1.9.0.5) Gecko/2008120122 Firefox/3.0.5	1	0.05%	1
142.	jbugay1-1.lsu.edu_Mozilla/4.0 (compatible; MSIE 7.0; Windows NT 5.1; .NET CLR 1.1.4322; .NET CLR 2.0.50727; InfoPath.2; .NET CLR 3.0.04506.30)	1	0.05%	1
143.	emhsex1.endlesscare.org_Mozilla/4.0 (compatible; MSIE 7.0; Windows NT 5.2; .NET CLR 1.1.4322; InfoPath.1; .NET CLR 2.0.50727; .NET CLR 3.0.04506.30)	1	0.05%	2
144.	69.28.232.219_Mozilla/5.0 (Windows; U; Windows NT 5.1; en-US; rv:1.9.0.5) Gecko/2008120122 Firefox/3.0.5	1	0.05%	1
145.	MAIL.ELKHARTCOUNTY.COM_Mozilla/4.0 (compatible; MSIE 7.0; Windows NT 5.1; .NET CLR 1.1.4322; .NET CLR 2.0.50727)	1	0.05%	1

	Visitor	Visits	% Visits	Hits
146.	MDOM13405-2.postech.ac.kr_Mozilla/4.0 (compatible; MSIE 6.0; Windows NT 5.1; SV1; .NET CLR 1.1.4322; InfoPath.2)	1	0.05%	5
147.	204.47.178.182_Mozilla/4.0 (compatible; MSIE 7.0; Windows NT 5.1; .NET CLR 1.1.4322; InfoPath.1; .NET CLR 2.0.50727)	1	0.05%	1
148.	static-208-80-194-36.as13448.com_Mozilla/4.0 (compatible; MSIE 6.0; Windows NT 5.1; SV1; InfoPath.1; .NET CLR 2.0.50727; .NET CLR 1.1.4322; ZangoToolbar 4.8.2)	1	0.05%	1
149.	empakt.cwisp.net_Mozilla/4.0 (compatible; MSIE 7.0; Windows NT 5.2; WOW64; .NET CLR 2.0.50727; InfoPath.2; .NET CLR 3.0.04506.30)	1	0.05%	1
150.	mailgw.trangosoft.com_Mozilla/5.0 (Windows; U; Windows NT 5.1; en-US; rv:1.9.0.5) Gecko/2008120122 Firefox/3.0.5	1	0.05%	1
151.	c-98-225-68-67.hsd1.az.comcast.net_Mozilla/4.0 (compatible; MSIE 7.0; Windows NT 5.1; GTB5; .NET CLR 2.0.50727; NET_mmhpset)	1	0.05%	2
152.	161.80.46.126_Mozilla/4.0 (compatible; MSIE 7.0; Windows NT 5.1; InfoPath.1; .NET CLR 1.1.4322; .NET CLR 2.0.50727)	1	0.05%	1
153.	host217-42-211-52.range217-42.btcentralplus.com_Mozilla/4.01 (compatible; MSIE 7.0; Windows NT 5.1; .NET CLR 2.0.50727)		0.05%	1
154.	63.88.112.229_Mozilla/4.0 (compatible; MSIE 6.0; Windows NT 5.1; SV1; .NET CLR 1.1.4322; InfoPath.1; .NET CLR 2.0.50727; .NET CLR 3.0.04506.30; .NET CLR 3.0.04506.648)	1	0.05%	1
155.	84.2.210.209_Mozilla/4.0 (compatible; MSIE 7.0; Windows NT 5.1; i-NavFourF; .NET CLR 1.1.4322; .NET CLR 2.0.50727; .NET CLR 3.0.04506.648; .NET CLR 3.5.21022)	1	0.05%	1
156.	static-208-80-194-52.as13448.com_Mozilla/4.0 (compatible; MSIE 7.0; Windows NT 5.1; YPC 3.2.0; FunWebProducts; .NET CLR 1.1.4322; .NET CLR 2.0.50727; MSN 9.0; MSN 9.1; MSNbVZ02; MSNmen-us; MSNcOTH)	1	0.05%	1
157.	204.47.173.168_Mozilla/4.0 (compatible; MSIE 7.0; Windows NT 5.1; .NET CLR 2.0.50727; .NET CLR 1.1.4322)	1	0.05%	2
158.	209.34.112.26_Mozilla/4.0 (compatible; MSIE 7.0; Windows NT 5.1; .NET CLR 1.1.4322; InfoPath.1; .NET CLR 2.0.50727; .NET CLR 3.0.04506.30)	1	0.05%	1
159.	58.19.19.30_Mozilla/4.0 (compatible; ak; MSIE 6.0; Windows NT 5.1; SV1; .NET CLR 2.0.50727; CIBA; MAXTHON 2.0)	1	0.05%	1

	Visitor	Visits	% Visits	Hits
160.	32W5FD96D.sims.nrc.ca_Mozilla/5.0 (Windows; U; Windows NT 5.1; en-US; rv:1.9.0.5) Gecko/2008120122 Firefox/3.0.5	1	0.05%	1
161.	32W84A402.sims.nrc.ca_Mozilla/4.0 (compatible; MSIE 6.0; Windows NT 5.1; SV1)	1	0.05%	1
162.	131.187.254.7_Mozilla/4.0 (compatible; MSIE 6.0; Windows NT 5.1; SV1; .NET CLR 1.1.4322; .NET CLR 2.0.50727; .NET CLR 3.0.04506.648; InfoPath.2; .NET CLR 3.5.21022)	1	0.05%	1
163.	204.46.121.132_Mozilla/4.0 (compatible; MSIE 7.0; Windows NT 5.1; .NET CLR 1.1.4322; .NET CLR 2.0.50727; .NET CLR 3.0.04506.30; InfoPath.1; .NET CLR 3.0.04506.648; .NET CLR 3.5.30428; .NET CLR 3.0.4506.2152; .NET CLR 3.5.30729)	1	0.05%	2
164.	136.181.195.8_Mozilla/5.0 (Windows; U; Windows NT 5.1; en-US; rv:1.9.0.5) Gecko/2008120122 Firefox/3.0.5	1	0.05%	2
165.	SIMSS77W109-17.SIMS.nrc.ca_Mozilla/5.0 (Windows; U; Windows NT 5.1; en-US; rv:1.9.0.5) Gecko/2008120122 Firefox/3.0.5	1	0.05%	1
166.	es424lab01.huxley.wvu.edu_Mozilla/4.0 (compatible; MSIE 7.0; Windows NT 5.1; .NET CLR 1.1.4322; .NET CLR 2.0.50727; .NET CLR 3.0.04506.30; .NET CLR 3.0.04506.648; InfoPath.2)	1	0.05%	1
167.	88.244.163.221_Mozilla/5.0 (Windows; U; Windows NT 5.1; en-US) AppleWebKit/525.19 (KHTML, like Gecko) Chrome/1.0.154.36 Safari/525.19	1	0.05%	1
168.	c-69-243-148-54.hsd1.in.comcast.net_Mozilla/5.0 (Macintosh; U; PPC Mac OS X 10_4_11; en) AppleWebKit/525.18 (KHTML, like Gecko) Version/3.1.1 Safari/525.18	1	0.05%	1
169.	pat.brwncaid.com_Mozilla/4.0 (compatible; MSIE 7.0; Windows NT 5.1; .NET CLR 1.0.3705; .NET CLR 1.1.4322; InfoPath.1; .NET CLR 2.0.50727; .NET CLR 3.0.04506.648; .NET CLR 3.5.21022; MS-RTC LM 8)	1	0.05%	1
170.	205.188.117.141_Mozilla/4.0 (compatible; MSIE 7.0; AOL 9.1; AOLBuild 4334.5003; Windows NT 5.1; .NET CLR 1.1.4322; .NET CLR 2.0.50727)	1	0.05%	1
171.	38.104.60.234_Mozilla/5.0 (Windows; U; Windows NT 5.1; en-US) AppleWebKit/525.19 (KHTML, like Gecko) Chrome/1.0.154.36 Safari/525.19	1	0.05%	2


	Visitor	Visits	% Visits	Hits
172.	exeuntnas.tva.gov_Mozilla/4.0 (compatible; MSIE 6.0; Windows NT 5.1; SV1; TVA Build 2004-09-21; .NET CLR 1.1.4322; InfoPath.1; .NET CLR 2.0.50727)	1	0.05%	1
173.	32W5FD97E.sims.nrc.ca_Mozilla/4.0 (compatible; MSIE 6.0; Windows NT 5.1; SV1; .NET CLR 2.0.50727)	1	0.05%	1
174.	node241.wl-a.pppoe.execulink.com_Mozilla/5.0 (Windows; U; Windows NT 5.1; en-US; rv:1.9.0.5) Gecko/2008120122 Firefox/3.0.5	1	0.05%	2
175.	134.67.73.193_Mozilla/4.0 (compatible; MSIE 7.0; Windows NT 5.1; .NET CLR 2.0.50727; .NET CLR 1.1.4322; .NET CLR 3.0.04506.30)	1	0.05%	1
176.	216.203.59.252_Mozilla/5.0 (Windows; U; Windows NT 5.1; en-US; rv:1.8.1.20) Gecko/20081217 Firefox/2.0.0.20	1	0.05%	1
177.	pool-96-248-159-157.chi01.dsl-w.verizon.net_Mozilla/4.0 (compatible; MSIE 8.0; Windows NT 5.1; Trident/4.0; FunWebProducts; YPC 3.2.0; .NET CLR 1.1.4322; .NET CLR 2.0.50727; Zango 10.3.75.0)	1	0.05%	1
178.	71-85-125-040.dhcp.spbg.sc.charter.com_Mozilla/5.0 (Windows; U; Windows NT 5.1; en-US; rv:1.9.0.5) Gecko/2008120122 Firefox/3.0.5	1	0.05%	1
179.	c-69-136-93-76.hsd1.nj.comcast.net_Mozilla/4.0 (compatible; MSIE 6.0; Windows NT 5.1; SV1; InfoPath.1; .NET CLR 1.1.4322; .NET CLR 2.0.50727)	1	0.05%	2
180.	222.98.118.85_Mozilla/4.0 (compatible; MSIE 7.0; Windows NT 5.1)	1	0.05%	2
181.	ppp-69-216-137-86.dsl.sfldmi.ameritech.net_Mozilla/5.0 (Windows; U; Windows NT 5.1; en-US) AppleWebKit/525.19 (KHTML, like Gecko) Chrome/1.0.154.36 Safari/525.19	1	0.05%	1
182.	208.250.49.151_Mozilla/4.0 (compatible; MSIE 7.0; Windows NT 5.1; InfoPath.2)	1	0.05%	3
183.	dohworthpxy3.nyc.gov_Mozilla/4.0 (compatible; MSIE 7.0; Windows NT 5.1; .NET CLR 1.1.4322; InfoPath.1; .NET CLR 2.0.50727)	1	0.05%	1
184.	adsl-215-144-93.aep.bellsouth.net_Mozilla/5.0 (Macintosh; U; Intel Mac OS X 10_5_6; en-us) AppleWebKit/525.27.1 (KHTML, like Gecko) Version/3.2.1 Safari/525.27.1	1	0.05%	1
185.	207.180.133.2_Mozilla/4.0 (compatible; MSIE 7.0; Windows NT 5.1; .NET CLR 2.0.50727; InfoPath.2; MS-RTC LM 8)	1	0.05%	1

	Visitor	Visits	% Visits	Hits
186.	mail.sonics.com_Mozilla/4.0 (compatible; MSIE 7.0; Windows NT 5.1; .NET CLR 1.1.4322; .NET CLR 2.0.50727; .NET CLR 3.0.04506.30; .NET CLR 3.0.04506.648; InfoPath.1)	1	0.05%	1
187.	adsl-64-237-201-102.prtc.net_Mozilla/4.0 (compatible; MSIE 7.0; Windows NT 5.1; GTB5; .NET CLR 1.1.4322; .NET CLR 2.0.50727; .NET CLR 3.0.04506.30)	1	0.05%	2
188.	218.153.33.182_Mozilla/4.0 (compatible; MSIE 6.0; Windows NT 5.1; SV1; GTB5; Mozilla/4.0 (compatible; MSIE 6.0; Windows NT 5.1; SV1) ; InfoPath.2; .NET CLR 2.0.50727)	1	0.05%	2
189.	otleco-dsl-static-216-74-205-236.iland.net_Mozilla/5.0 (Windows; U; Windows NT 5.1; en-US; rv:1.9.0.5) Gecko/2008120122 Firefox/3.0.5	1	0.05%	1
190.	static.211-232-115-190.nexg.net_Mozilla/4.0 (compatible; MSIE 6.0; Windows NT 5.1; SV1; EmbeddedWB 14.52 from: http://www.bsalsa.com/ EmbeddedWB 14.52)	1	0.05%	1
191.	117.196.160.236_Mozilla/5.0 (Windows; U; Windows NT 5.1; en-US; rv:1.9.0.5) Gecko/2008120122 Firefox/3.0.5	1	0.05%	1
192.	216-67-109-2.static.acsalaska.net_Mozilla/4.0 (compatible; MSIE 7.0; Windows NT 5.1; .NET CLR 1.1.4322; InfoPath.1; .NET CLR 2.0.50727; .NET CLR 3.0.04506.30; .NET CLR 3.0.04506.648)	1	0.05%	1
193.	user.101.9.esconett.org_Mozilla/4.0 (compatible; MSIE 7.0; Windows NT 5.1; .NET CLR 1.1.4322; InfoPath.1; .NET CLR 2.0.50727; .NET CLR 3.0.04506.30; .NET CLR 3.0.04506.648)	1	0.05%	1
194.	222.66.175.218_Mozilla/4.0 (compatible; MSIE 6.0; Windows NT 5.1; SV1)	1	0.05%	1
195.	118.101.7.175_Mozilla/4.0 (compatible; MSIE 7.0; Windows NT 5.1; FunWebProducts; InfoPath.2; MEGAUPLOAD 3.0)	1	0.05%	2
196.	165.194.23.51_Mozilla/4.0 (compatible; MSIE 7.0; Windows NT 5.1; Monava Toolbar; .NET CLR 1.1.4322; InfoPath.2)	1	0.05%	1
197.	125.128.69.77_Mozilla/4.0 (compatible; MSIE 6.0; Windows NT 5.1; SV1)	1	0.05%	1
198.	210.76.200.119_Mozilla/4.0 (compatible; MSIE 7.0; Windows NT 5.1; .NET CLR 1.1.4322; .NET CLR 2.0.50727)	1	0.05%	1
199.	FL1-122-132-156-252.stm.mesh.ad.jp_Mozilla/5.0 (Windows; U; Windows NT 5.1; ja; rv:1.9.0.5) Gecko/2008120122 Firefox/3.0.5	1	0.05%	1

	Visitor	Visits	% Visits	Hits
■ 200.	165.132.127.169_Mozilla/4.0 (compatible; MSIE 6.0; Windows NT 5.1; SV1; GTB5; .NET CLR 2.0.50727; .NET CLR 3.0.04506.30; .NET CLR 1.1.4322; InfoPath.2)	1	0.05%	1
Subtotal for rows: 1 - 200		491	24.59%	6,544
Other		1,506	75.41%	2,247
Total		1,997	100.00%	8,791

items 1-200 of 1706

Top Visitors - Help Card




Column Definitions

Visitor
The IP address, domain name, or cookie of the visitor.

Visits
Number of times the specified visitor visited your site. A visit is a series of actions that begins when a visitor views their first page from the server, and ends when the visitor leaves the site or remains idle beyond the idle-time limit. The default idle-time limit is thirty minutes. This time limit can be changed by the system administrator.

Hits
Number of hits attributed to the specified visitor. Each file requested by a visitor registers as a hit. There can be several hits on each page. While the volume of hits reflects the amount of server traffic, it is not an accurate reflection of the number of pages viewed.



Report Descriptions

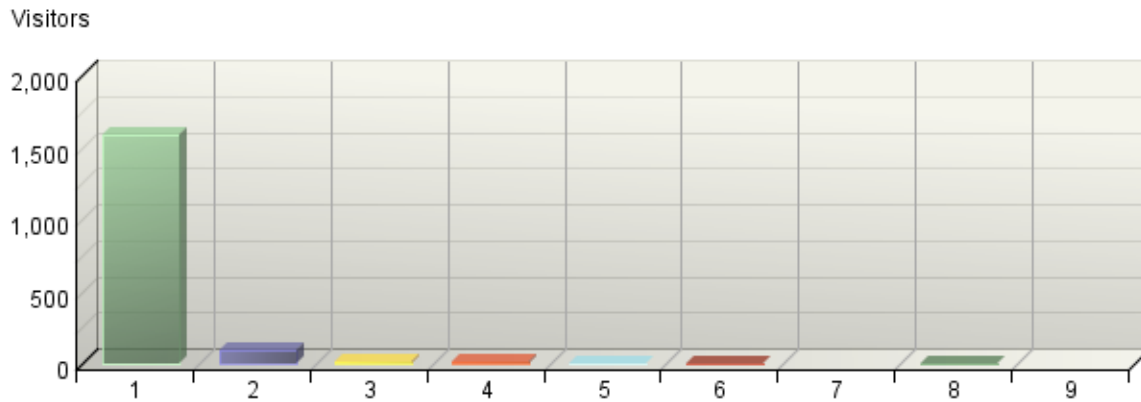
Consider the visitors who use the site most, and tailor your site to their interests and needs. If your site is an intranet, notice which employees use the site most, and find out what they like about it. You might also get feedback from those who use it the least and find out what they are looking for.

Note: If a visitor has a dynamic IP address, or if a group of visitors are behind a proxy server or firewall, this data might be misleading. In the case of a dynamic IP address, multiple IP addresses could be shown for a single visitor, and in the case of a firewall or proxy server, one IP address could be used by more than one visitor.

Visitors by Number of Visits

This report shows the distribution of visitors based on how many times each visitor visited your site.

Visitors by Number of Visits



Visitors by Number of Visits

Number of Visits	Visitors	% Visitors
1 visit	1,588	93.08%
2 visits	89	5.22%
3 visits	9	0.53%
4 visits	8	0.47%
5 visits	5	0.29%
6 visits	1	0.06%
7 visits	0	0.00%
8 visits	1	0.06%
9 visits	0	0.00%
Other	5	0.29%
Total	1,706	100.00%

items 1-9 of 9

Visitors by Number of Visits - Help Card



Column Definitions

Number of Visits

The number of visits by each visitor during the period of the report.

Visitors

Number of individuals who came to your site the amount of times specified in the Number of Visits column.

%

Percentage of visitors who came to your site the amount of times specified in the Number of Visits column.



Report Descriptions

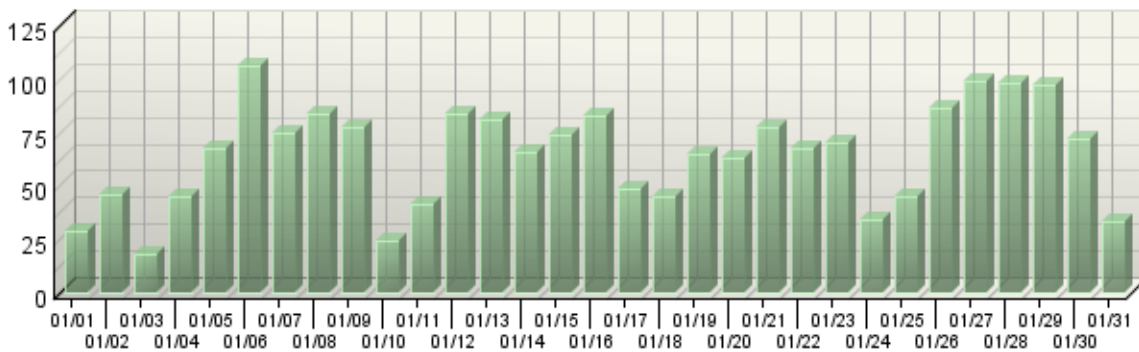
This information can indicate whether or not your site compels visitors to return. Updating web site content is one way to draw return visitors.

Visitors Trend

This report shows how many times visitors visited your web site and how long they stayed. The information is divided into time slices based on the duration of the log file. Some visits may span more than one time interval, and will be counted in each interval where they appear. The sum of visits for all intervals may therefore exceed the total visits shown in the Overview Dashboard page.

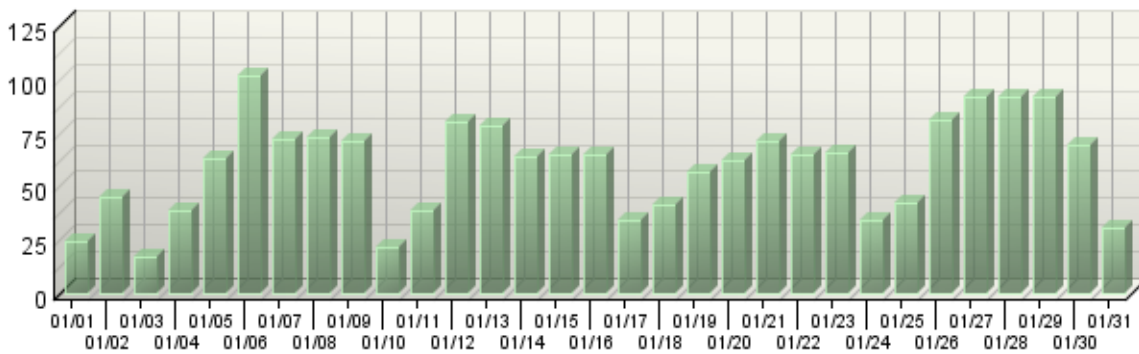
Active Visits Trend

Active Visits



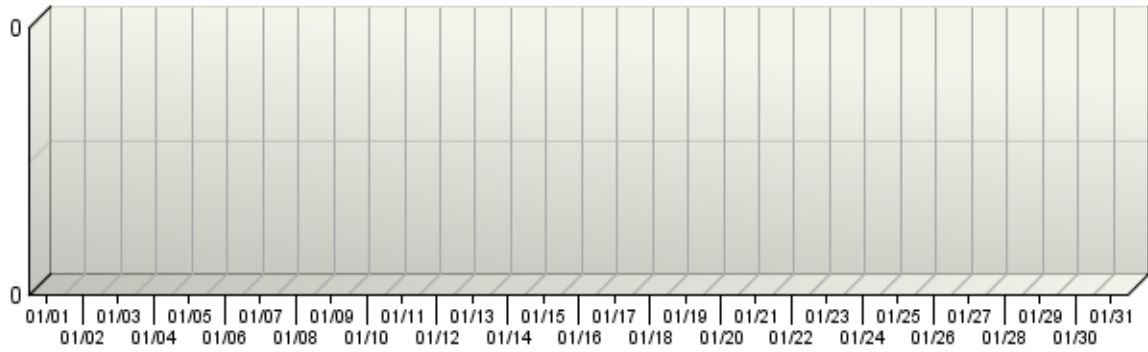
Visitors Trend

Visitors



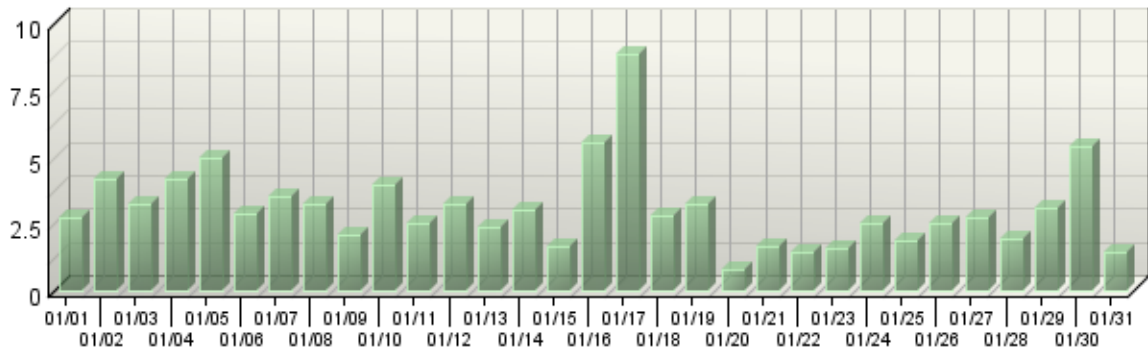
New Visitors Trend

New Visitors



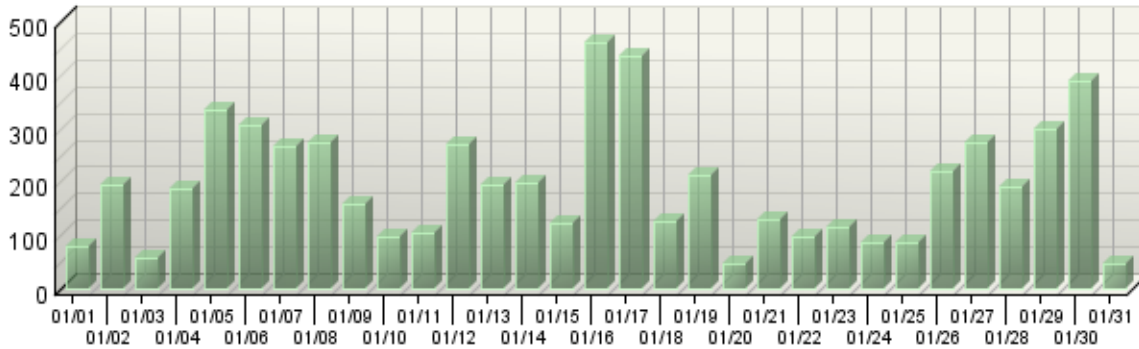
Average Length of Visit Trend

Average Visit Duration



Visitor Minutes Trend

Visitor Minutes



Visitors Trend

Day	Active Visits	Visitors	New Visitors
01/01	29	24	0
01/02	46	45	0
01/03	18	17	0
01/04	45	39	0
01/05	67	63	0
01/06	106	102	0
01/07	75	72	0
01/08	84	73	0
01/09	77	71	0
01/10	24	22	0
01/11	41	39	0
01/12	84	80	0
01/13	81	78	0
01/14	66	64	0
01/15	74	65	0
01/16	83	65	0
01/17	49	34	0
01/18	45	41	0
01/19	65	57	0
01/20	63	62	0
01/21	77	71	0
01/22	67	65	0
01/23	70	66	0
01/24	34	34	0

Day	Active Visits	Visitors	New Visitors
01/25	45	42	0
01/26	86	81	0
01/27	99	92	0
01/28	98	92	0
01/29	97	92	0
01/30	72	69	0
01/31	33	31	0
Total	-	-	0

items 1-31 of 31

Visitors Trend

Day	Average Visit Duration	Visitor Minutes
01/01	00:02:42	78.42
01/02	00:04:11	192.8
01/03	00:03:14	58.23
01/04	00:04:10	187.67
01/05	00:04:58	332.92
01/06	00:02:53	307.1
01/07	00:03:31	264.92
01/08	00:03:14	272.78
01/09	00:02:04	160.05
01/10	00:03:59	95.7
01/11	00:02:30	102.83
01/12	00:03:13	270.68
01/13	00:02:22	193
01/14	00:03:00	198.15
01/15	00:01:40	123.93
01/16	00:05:32	460.52
01/17	00:08:51	434.32
01/18	00:02:48	126.43
01/19	00:03:14	210.7
01/20	00:00:46	48.38
01/21	00:01:41	130.5
01/22	00:01:27	97.97
01/23	00:01:37	114.05
01/24	00:02:29	84.92
01/25	00:01:54	85.63
01/26	00:02:32	218.2
01/27	00:02:45	273.18

Day	Average Visit Duration	Visitor Minutes
01/28	00:01:56	190.27
01/29	00:03:04	298.12
01/30	00:05:24	389.15
01/31	00:01:26	47.62
Total	-	6,049.13

items 1-31 of 31

Visitors Trend - Help Card



Column Definitions

Time Interval (hour, day, etc.)

A one-year report displays monthly time increments. A one-quarter report displays weekly time increments. A one-month report or a one-week report displays daily time increments. A daily report displays hourly time increments. An hour-long interval marked 12:00, for example, includes all activity between 12:00 and 12:59.

Active Visits

Number of active visits to your web site. If a visit spans multiple time intervals, it is counted in each interval. Every visit from a visitor is counted, even if the same visitor came to your web site multiple times. Also included are zero-length visits. A zero-length visit occurs when all hits for that visit are logged with the exact same time stamp.

Visitors

Number of individuals who visited your site during the report interval. For a daily report, if someone visits more than once, that person is counted only the first time he or she visits. Values of "N/A" indicate that the detailed data required is not available. This situation occurs when the Top Visitors report has reached its configured limit or when reports for the corresponding period are turned off. For non-daily reports, the visitor measure total is "N/A" since the same visitor can be counted in multiple intervals.

New Visitors

Number of visitors who had never visited your web site before.

Average Visit Duration

The average amount of time visitors spent at your site within the given time interval. The data is formatted as hh:mm:ss (hours:minutes:seconds). The average visit duration is calculated by dividing the value from the Visitor Minutes column by the value from the Active Visits column.

Visitor Minutes

Number of minutes your web site was viewed, regardless of who was viewing it.



Report Descriptions

Use this page to determine which times your web site is busiest.

Daily averages cut off visits that continue into the next day, whereas weekly averages do not. Therefore, weekly averages may appear a bit longer than daily averages.

Total - The total for the column. Visits may span more than one time interval and are counted for each hour in this report. We therefore do not provide a total, which would be misleading.

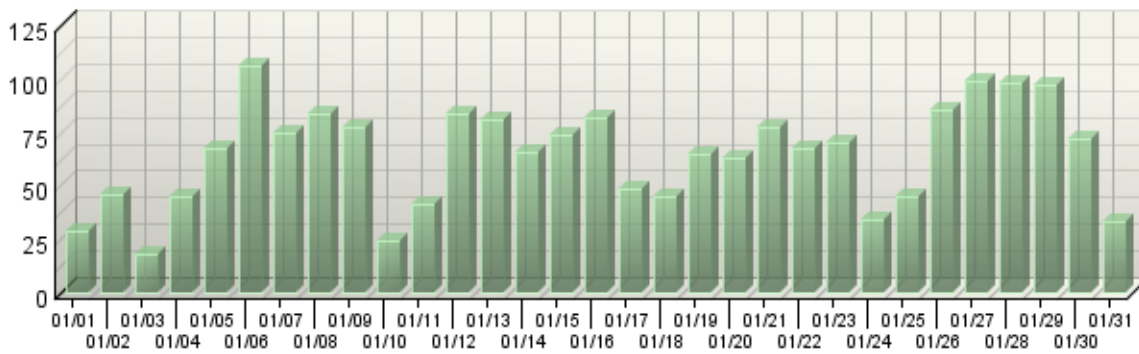
Average - This row gives the average for each column.

Visits Trend

This report shows how the number of visits to your site changes over the course of the report period.

Visits Trend

Visits



Visits Trend

Day	Visits	% Visits
01/01	29	1.45%
01/02	46	2.30%
01/03	18	0.90%
01/04	45	2.25%
01/05	67	3.35%
01/06	106	5.31%
01/07	75	3.75%
01/08	84	4.20%
01/09	77	3.85%
01/10	24	1.20%
01/11	41	2.05%
01/12	84	4.20%
01/13	81	4.05%
01/14	66	3.30%
01/15	74	3.70%
01/16	82	4.10%
01/17	49	2.45%
01/18	45	2.25%
01/19	65	3.25%

Day	Visits	% Visits
01/20	63	3.15%
01/21	77	3.85%
01/22	67	3.35%
01/23	70	3.50%
01/24	34	1.70%
01/25	45	2.25%
01/26	85	4.25%
01/27	99	4.95%
01/28	98	4.90%
01/29	97	4.85%
01/30	72	3.60%
01/31	33	1.65%
Total	1,998	100.00%

items 1-31 of 31

Visits Trend - Help Card



Column Definitions

Time Interval (hour, day, etc.)

A one-year report displays monthly time increments. A one-quarter report displays weekly time increments. A one-month report or a one-week report displays daily time increments. A daily report displays hourly time increments. An hour-long interval marked 12:00, for example, includes all activity between 12:00 and 12:59.

Visits

Number of visits to your site during the specified time interval. A visit is a series of actions that begins when a visitor views their first page from the server, and ends when the visitor leaves the site or remains idle beyond the idle-time limit. The default idle-time limit is thirty minutes. This time limit can be changed by the system administrator.

%

Percentage of visits to your site during the specified time interval compared with all visits to your site during the report period.



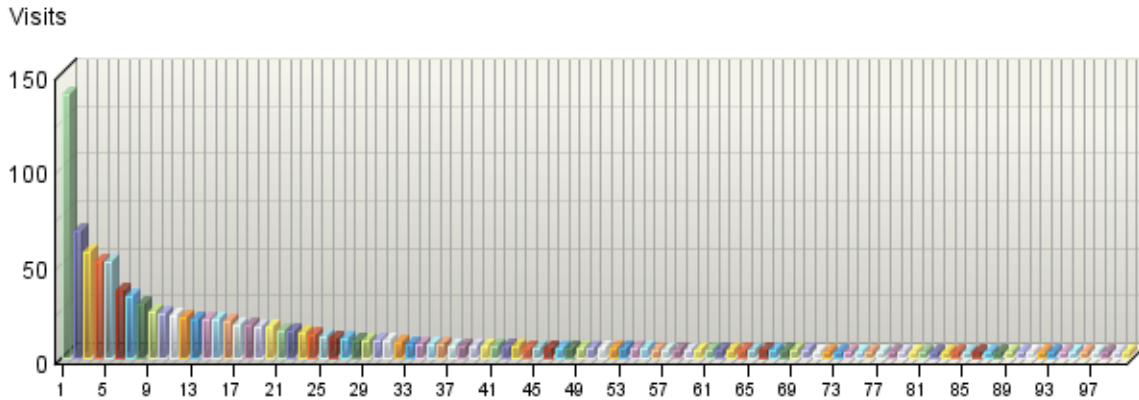
Report Descriptions

Periods of less activity can be considered good times for maintenance and content improvement.

Organizations

If you have enabled the WebTrends GeoTrends Database for this profile, this page will list the most active companies and other organizations visiting your web site.

Organizations by Visits



Organizations

	Organization Domain Name	Visits	% Visits	Hits
■ 1.	Internet Assigned Numbers Authority	139	6.96%	392
	charter.com	37	1.85%	243
	Unresolved IP Address	20	1.00%	39
	comcast.net	19	0.95%	34
	verizon.net	12	0.60%	12
	rr.com	7	0.35%	11
	sbcglobal.net	6	0.30%	6
	rogers.com	6	0.30%	6
	mchsi.com	5	0.25%	7
	qwest.net	3	0.15%	4
	cox.net	3	0.15%	4
■ 2.	U.S. Environmental Protection Agency	67	3.35%	4,939
	Unresolved IP Address	62	3.10%	120
	epa.gov	5	0.25%	4,819
■ 3.	Ovh Systems	56	2.80%	316
	ovh.net	56	2.80%	316
■ 4.	UUNET Technologies, Inc.	51	2.55%	357
	Unresolved IP Address	51	2.55%	357

	Organization Domain Name	Visits	% Visits	Hits
■ 5.	EXCALIBUR Group, A Time Warner Company	51	2.55%	72
	rr.com	23	1.15%	32
	comcast.net	19	0.95%	30
	sbcglobal.net	6	0.30%	6
	Unresolved IP Address	2	0.10%	3
	esconett.org	1	0.05%	1
■ 6.	Southwestern Bell Internet Services, Inc.	35	1.75%	38
	as13448.com	29	1.45%	29
	Unresolved IP Address	2	0.10%	3
	obg.com	1	0.05%	2
	dotnetdotcom.org	1	0.05%	1
	jw.org	1	0.05%	1
	nov.com	1	0.05%	2
■ 7.	Bell South Intellectual Property Corporation	32	1.60%	43
	bellsouth.net	20	1.00%	24
	Unresolved IP Address	3	0.15%	4
	acsalaska.net	2	0.10%	2
	embarqhsd.net	1	0.05%	4
	rr.com	1	0.05%	1
	logantele.com	1	0.05%	1
	luther.edu	1	0.05%	1
	clearwire-dns.net	1	0.05%	3
	shawgrp.com	1	0.05%	1
	endlesscare.org	1	0.05%	2
■ 8.	Comcast Cable Communications, Inc.	28	1.40%	39
	comcast.net	24	1.20%	35
	Unresolved IP Address	4	0.20%	4
■ 9.	Qwest Communications International Inc.	24	1.20%	36
	qwest.net	17	0.85%	29
	Unresolved IP Address	6	0.30%	6
	iauu.com	1	0.05%	1
■ 10.	KOREA TELECOM	23	1.15%	45
	Unresolved IP Address	23	1.15%	45
■ 11.	RIPE NCC	22	1.10%	32
	Unresolved IP Address	8	0.40%	13
	kln.forthnet.gr	3	0.15%	5
	retail.telecomitalia.it	2	0.10%	3
	uk2net.com	2	0.10%	2
	adsl.alicedsl.de	2	0.10%	4

	Organization Domain Name	Visits	% Visits	Hits
	ttnet.net.tr	2	0.10%	2
	bund.de	1	0.05%	1
	pool.einsundeins.de	1	0.05%	1
	sky.com	1	0.05%	1
■ 12.	Verizon Internet Services Inc.	21	1.05%	32
	verizon.net	20	1.00%	31
	myfairpoint.net	1	0.05%	1
■ 13.	SBC Internet	20	1.00%	25
	comcastbusiness.net	7	0.35%	7
	rr.com	4	0.20%	4
	qwest.net	2	0.10%	2
	clearwire-dns.net	2	0.10%	2
	myvzw.com	2	0.10%	2
	windstream.net	1	0.05%	1
	charter.com	1	0.05%	2
	sbcglobal.net	1	0.05%	5
■ 14.	Speakeasy Network DSL	20	1.00%	39
	speakeasy.net	20	1.00%	39
■ 15.	Latin American and Caribbean IP address Regional Registry	20	1.00%	28
	Unresolved IP Address	7	0.35%	11
	virtua.com.br	3	0.15%	4
	prod-infinitum.com.mx	2	0.10%	3
	ipt.br	1	0.05%	1
	timbrasil.com.br	1	0.05%	1
	uninet-ide.com.mx	1	0.05%	2
	unilasalle.edu.br	1	0.05%	2
	montana.com.br	1	0.05%	1
	wayinternet.com.br	1	0.05%	1
	tractebelenergia.com.br	1	0.05%	1
■ 16.	Road Runner HoldCo LLC	19	0.95%	27
	rr.com	19	0.95%	27
■ 17.	Verizon Trademark Services LLC	17	0.85%	22
	verizon.net	15	0.75%	17
	med.uni-erlangen.de	2	0.10%	5
■ 18.	FRANCE TELECOM	17	0.85%	17
	fti.net	17	0.85%	17
■ 19.	America Online, Inc.	16	0.80%	19
	Unresolved IP Address	10	0.50%	11
	aol.com	6	0.30%	8

	Organization Domain Name	Visits	% Visits	Hits
20.	KRNIC	16	0.80%	27
	Unresolved IP Address	15	0.75%	26
	nexg.net	1	0.05%	1
21.	CHARTER COMMUNICATIONS	14	0.70%	19
	charter.com	13	0.65%	18
	sonics.com	1	0.05%	1
22.	Comcast Cable Communications, IP Services	14	0.70%	22
	comcast.net	14	0.70%	22
23.	Cox Communications Inc.	13	0.65%	16
	cox.net	13	0.65%	16
24.	American Registry for Internet Numbers	12	0.60%	36
	buckeyecom.net	7	0.35%	29
	ntelos.net	1	0.05%	1
	logixcom.net	1	0.05%	2
	cox.net	1	0.05%	2
	Unresolved IP Address	1	0.05%	1
	bresnan.net	1	0.05%	1
25.	Asia Pacific Network Information Center, Pty. Ltd.	11	0.55%	16
	Unresolved IP Address	8	0.40%	13
	122.airtelbroadband.in	1	0.05%	1
	mesh.ad.jp	1	0.05%	1
	optusnet.com.au	1	0.05%	1
26.	Sprint DSL Network	10	0.50%	11
	embarqhsd.net	10	0.50%	11
27.	Hongkong Telecom IMS	10	0.50%	22
	netvigator.com	10	0.50%	22
28.	Comcast Cable Communications Holdings, Inc.	9	0.45%	10
	comcast.net	8	0.40%	9
	Unresolved IP Address	1	0.05%	1
29.	Comcast Cable Communications	9	0.45%	13
	comcast.net	9	0.45%	13
30.	CSC Holdings, Inc.	9	0.45%	11
	optonline.net	8	0.40%	9
	Unresolved IP Address	1	0.05%	2
31.	COX COMMUNICATIONS	9	0.45%	14
	cox.net	9	0.45%	14
32.	XO Communications, Inc	8	0.40%	9
	Unresolved IP Address	3	0.15%	4
	xo.net	2	0.10%	2

	Organization Domain Name	Visits	% Visits	Hits
	glumac.com	1	0.05%	1
	tblaw.com	1	0.05%	1
	adams.net	1	0.05%	1
33.	imported inetnum object for YONSEI	7	0.35%	10
	Unresolved IP Address	7	0.35%	10
34.	NetSonic	7	0.35%	387
	earthmeanders.com	7	0.35%	387
35.	Videsh Sanchar Nigam Ltd - India.	7	0.35%	8
	vsnl.net.in	6	0.30%	7
	iitm.ac.in	1	0.05%	1
36.	Ministry of Education Computer Center	7	0.35%	8
	Unresolved IP Address	3	0.15%	4
	nuk.edu.tw	2	0.10%	2
	tnrc.edu.tw	1	0.05%	1
	fju.edu.tw	1	0.05%	1
37.	SBC Internet Services	6	0.30%	7
	sbcglobal.net	6	0.30%	7
38.	Provider Local Registry	6	0.30%	7
	Unresolved IP Address	6	0.30%	7
39.	Covad Communications Company	6	0.30%	7
	covad.net	4	0.20%	4
	shiramiller.com	1	0.05%	2
	pgwg.com	1	0.05%	1
40.	Yahoo	6	0.30%	7
	yahoo.net	4	0.20%	4
	Unresolved IP Address	2	0.10%	3
41.	Korea University	6	0.30%	18
	Unresolved IP Address	6	0.30%	18
42.	Uninet S.A. de C.V.	6	0.30%	13
	prod-infinitum.com.mx	6	0.30%	13
43.	Japan Network Information Center	6	0.30%	7
	Unresolved IP Address	4	0.20%	5
	vectant.ne.jp	1	0.05%	1
	hiroshima-u.ac.jp	1	0.05%	1
44.	AT&T Corp.	5	0.25%	5
	Unresolved IP Address	2	0.10%	2
	pirmie.com	1	0.05%	1
	state.in.us	1	0.05%	1
	nntc.net	1	0.05%	1
45.	Comcast Business Communications, Inc.	5	0.25%	7

	Organization Domain Name	Visits	% Visits	Hits
	fessenden.org	5	0.25%	7
■ 46.	ioNET, Inc.	5	0.25%	7
	ttemi.com	1	0.05%	1
	cogentco.com	1	0.05%	1
	technip.us	1	0.05%	1
	bit9.com	1	0.05%	2
	Unresolved IP Address	1	0.05%	2
■ 47.	Colt Telecom S.p.A. - Internet Group	5	0.25%	8
	Unresolved IP Address	5	0.25%	8
■ 48.	Comcast Cable Communications Holdings, Inc	5	0.25%	11
	comcast.net	5	0.25%	11
■ 49.	CANTV Servicios	5	0.25%	9
	fibertel.com.ar	2	0.10%	4
	metrotel.net.co	1	0.05%	1
	prima.net.ar	1	0.05%	2
	cable.net.co	1	0.05%	2
■ 50.	D. A. Cox Enterprises, Incorporated	5	0.25%	7
	cox.net	3	0.15%	4
	tgen.org	1	0.05%	1
	chem-tronics.com	1	0.05%	2
■ 51.	IUnet	5	0.25%	9
	Unresolved IP Address	3	0.15%	5
	47-151.net24.it	2	0.10%	4
■ 52.	PROVIDER	5	0.25%	14
	Unresolved IP Address	2	0.10%	4
	agsmsistemi.it	1	0.05%	3
	isp.belgacom.be	1	0.05%	5
	squ.edu.om	1	0.05%	2
■ 53.	GCI	5	0.25%	7
	gci.net	5	0.25%	7
■ 54.	CHTD, Chunghwa Telecom Co., Ltd.	5	0.25%	5
	hinet.net	3	0.15%	3
	Unresolved IP Address	2	0.10%	2
■ 55.	Shaw Cablesystems G.P.	5	0.25%	7
	shawcable.net	4	0.20%	6
	Unresolved IP Address	1	0.05%	1
■ 56.	Michigan State Government	4	0.20%	6
	Unresolved IP Address	4	0.20%	6
■ 57.	Comcast Cable Communications, Inc	4	0.20%	6

	Organization Domain Name	Visits	% Visits	Hits
	comcast.net	4	0.20%	6
58.	Maxisbroadband Berhad, Plot 12155	4	0.20%	8
	Unresolved IP Address	4	0.20%	8
59.	Data Communication Business Group, Chunghwa Telecom Co., Ltd.	4	0.20%	24
	hinet.net	2	0.10%	21
	Unresolved IP Address	2	0.10%	3
60.	University of Delaware	4	0.20%	5
	udel.edu	4	0.20%	5
61.	EarthLink, Inc.	4	0.20%	4
	mindspring.com	3	0.15%	3
	earthlink.net	1	0.05%	1
62.	Sympatico HSE	4	0.20%	4
	dsl.bell.ca	2	0.10%	2
	Unresolved IP Address	1	0.05%	1
	sdsl.bell.ca	1	0.05%	1
63.	National Research Council of Canada	4	0.20%	4
	sims.nrc.ca	4	0.20%	4
64.	Nankai University	4	0.20%	5
	Unresolved IP Address	4	0.20%	5
65.	RCN	4	0.20%	4
	rcn.com	3	0.15%	3
	Unresolved IP Address	1	0.05%	1
66.	Time Warner Telecom	4	0.20%	8
	twtelecom.net	3	0.15%	5
	Unresolved IP Address	1	0.05%	3
67.	Alabama Department of Transportation	4	0.20%	5
	Unresolved IP Address	4	0.20%	5
68.	3m	4	0.20%	6
	Unresolved IP Address	4	0.20%	6
69.	Telstra Internet	4	0.20%	5
	bigpond.net.au	2	0.10%	3
	telstra.net	1	0.05%	1
	melbournewater.com.au	1	0.05%	1
70.	North Carolina State University	4	0.20%	5
	ncsu.edu	4	0.20%	5
71.	imported inetnum object for GCCG	3	0.15%	7
	Unresolved IP Address	3	0.15%	7
72.	U.S. Fish and Wildlife Service IRM/BFO, HQ	3	0.15%	8
	fws.gov	3	0.15%	8

	Organization Domain Name	Visits	% Visits	Hits
■ 73.	PT. Telekomunikasi Indonesia	3	0.15%	4
	unpad.ac.id	1	0.05%	2
	telkom.net.id	1	0.05%	1
	Unresolved IP Address	1	0.05%	1
■ 74.	Telekom Malaysia Berhad	3	0.15%	5
	tm.net.my	3	0.15%	5
■ 75.	State of NE, Division of Communications	3	0.15%	5
	Unresolved IP Address	3	0.15%	5
■ 76.	Emirates Internet	3	0.15%	4
	emirates.net.ae	2	0.10%	2
	Unresolved IP Address	1	0.05%	2
■ 77.	SingNet Pte Ltd	3	0.15%	3
	Unresolved IP Address	3	0.15%	3
■ 78.	Fastweb	3	0.15%	4
	ip.fastwebnet.it	2	0.10%	2
	Unresolved IP Address	1	0.05%	2
■ 79.	Teale Data Center	3	0.15%	3
	Unresolved IP Address	2	0.10%	2
	ca.gov	1	0.05%	1
■ 80.	MEGAPATH NETWORKS	3	0.15%	3
	megapath.net	3	0.15%	3
■ 81.	University of Minnesota	3	0.15%	3
	umn.edu	3	0.15%	3
■ 82.	Danish Network for Research and Education	3	0.15%	4
	Unresolved IP Address	1	0.05%	1
	er.dtu.dk	1	0.05%	2
	wireless.dtu.dk	1	0.05%	1
■ 83.	Jones, Day, Reavis, and Pogue	3	0.15%	3
	Unresolved IP Address	3	0.15%	3
■ 84.	Tufts University	3	0.15%	3
	tufts.edu	3	0.15%	3
■ 85.	Easynet Ltd	3	0.15%	4
	sky.com	3	0.15%	4
■ 86.	Hughes Network Systems	3	0.15%	3
	direcpc.com	2	0.10%	2
	direcway.com	1	0.05%	1
■ 87.	Unitech Prepress Solutions, Inc	3	0.15%	3
	mascoat.com	1	0.05%	1
	Unresolved IP Address	1	0.05%	1
	tstinc.com	1	0.05%	1

	Organization Domain Name	Visits	% Visits	Hits
88.	State of Minnesota	3	0.15%	4
	Unresolved IP Address	3	0.15%	4
89.	Nokia Corporation	3	0.15%	3
	nokia.com	3	0.15%	3
90.	Frontier Information Technologies INC	3	0.15%	3
	frontiernet.net	2	0.10%	2
	kcsa.com	1	0.05%	1
91.	US Forest Service	3	0.15%	3
	fs.fed.us	3	0.15%	3
92.	AT&T MFS-NB 2.0-- Mesa, AZ - Trial	3	0.15%	3
	brwncald.com	3	0.15%	3
93.	TRC Environmental	3	0.15%	3
	Unresolved IP Address	3	0.15%	3
94.	Western Washington University	3	0.15%	3
	wwu.edu	3	0.15%	3
95.	University of New Brunswick, Saint John Campus	3	0.15%	4
	unbsj.ca	2	0.10%	3
	Unresolved IP Address	1	0.05%	1
96.	DEN BRIDGED CIRCUITS	3	0.15%	7
	speakeasy.net	3	0.15%	7
97.	CNCGROUP Beijing province network	3	0.15%	3
	Unresolved IP Address	3	0.15%	3
98.	TELEFONICA DE ESPANA	3	0.15%	4
	rima-tde.net	2	0.10%	2
	Unresolved IP Address	1	0.05%	2
99.	Midcontinent Media	3	0.15%	3
	midco.net	3	0.15%	3
100.	Adelphia	3	0.15%	4
	in-addr.arpa	1	0.05%	2
	Unresolved IP Address	1	0.05%	1
	metrocast.net	1	0.05%	1
101.	Louisiana State University	3	0.15%	4
	lsu.edu	3	0.15%	4
102.	New York State Department of Environmental Conservation	3	0.15%	3
	Unresolved IP Address	3	0.15%	3
103.	Sprint PCS	3	0.15%	3
	spcsdns.net	3	0.15%	3
104.	Beaver College	3	0.15%	4
	Unresolved IP Address	3	0.15%	4

	Organization Domain Name	Visits	% Visits	Hits
105.	USDA Office of Operations Unresolved IP Address fs.fed.us	3 2 1	0.15% 0.10% 0.05%	3 2 1
106.	PT Telekomunikasi Indonesia telkom.net.id Unresolved IP Address	3 2 1	0.15% 0.10% 0.05%	3 2 1
107.	Telewest HSD Platform blueyonder.co.uk	3 3	0.15% 0.15%	3 3
108.	Telenet Operaties N.V. access.telenet.be	2 2	0.10% 0.10%	3 3
109.	Dartmouth College dartmouth.edu Unresolved IP Address	2 1 1	0.10% 0.05% 0.05%	3 1 2
110.	Commonwealth of PA - Department of Environmental Resources Unresolved IP Address	2 2	0.10% 0.10%	2 2
111.	Parker Hannifin Corp distr.com	2 2	0.10% 0.10%	3 3
112.	Georgia Institute of Technology gatech.edu	2 2	0.10% 0.10%	3 3
113.	Michigan State University msu.edu Unresolved IP Address	2 1 1	0.10% 0.05% 0.05%	2 1 1
114.	Click! Network click-network.com	2 2	0.10% 0.10%	6 6
115.	Celcom Internet Service Provider Unresolved IP Address	2 2	0.10% 0.10%	2 2
116.	University of Calgary oncology.ucalgary.ca reznet.ucalgary.ca	2 1 1	0.10% 0.05% 0.05%	3 1 2
117.	CHINANET jiangsu province network Unresolved IP Address	2 2	0.10% 0.10%	2 2
118.	United States Army Corps of Engineers Unresolved IP Address	2 2	0.10% 0.10%	3 3
119.	EarthLink Network, Inc. mindspring.com	2 2	0.10% 0.10%	4 4
120.	Universidade Federal da Paraiba Unresolved IP Address	2 2	0.10% 0.10%	3 3
121.	University of Southern California usc.edu	2 2	0.10% 0.10%	4 4

	Organization Domain Name	Visits	% Visits	Hits
■ 122.	CHINANET beijing province network	2	0.10%	3
	Unresolved IP Address	2	0.10%	3
■ 123.	NIB	2	0.10%	2
	Unresolved IP Address	2	0.10%	2
■ 124.	U.S. Department of Energy	2	0.10%	3
	doe.gov	2	0.10%	3
■ 125.	New Jersey State Library	2	0.10%	4
	lib.nj.us	2	0.10%	4
■ 126.	New South Communications	2	0.10%	2
	newsouth.net	2	0.10%	2
■ 127.	Morva System Co.	2	0.10%	2
	Unresolved IP Address	2	0.10%	2
■ 128.	Emirates Telecommunications Corporation	2	0.10%	2
	Unresolved IP Address	2	0.10%	2
■ 129.	West Virginia University	2	0.10%	2
	Unresolved IP Address	2	0.10%	2
■ 130.	Telkom SA Ltd	2	0.10%	2
	telkom-ipnet.co.za	2	0.10%	2
■ 131.	Stargate Industries LLC	2	0.10%	3
	Unresolved IP Address	1	0.05%	1
	stargate.net	1	0.05%	2
■ 132.	Cameco Corporation	2	0.10%	4
	Unresolved IP Address	2	0.10%	4
■ 133.	Mzima Networks, Inc.	2	0.10%	8
	scansafe.net	2	0.10%	8
■ 134.	Westnet Internet Services	2	0.10%	2
	westnet.com.au	2	0.10%	2
■ 135.	Avantel, S.A.	2	0.10%	2
	avantel.net.mx	2	0.10%	2
■ 136.	University of Arkansas - Fayetteville	2	0.10%	3
	uark.edu	2	0.10%	3
■ 137.	Yeungnam University	2	0.10%	2
	Unresolved IP Address	2	0.10%	2
■ 138.	Videotron Ltee	2	0.10%	2
	mc.videotron.ca	2	0.10%	2
■ 139.	US DOI Bureau of Land Management	2	0.10%	3
	blm.gov	2	0.10%	3
■ 140.	Bluewin is an internet service provider in CH.	2	0.10%	2
	Unresolved IP Address	2	0.10%	2
■ 141.	BALL STATE UNIVERSITY	2	0.10%	3

	Organization Domain Name	Visits	% Visits	Hits
	bsu.edu	2	0.10%	3
■ 142.	Cingular Wireless II, LLC	2	0.10%	2
	Unresolved IP Address	2	0.10%	2
■ 143.	Battelle Memorial Institute	2	0.10%	2
	Unresolved IP Address	1	0.05%	1
	battelle.com	1	0.05%	1
■ 144.	OTEnet S.A.	2	0.10%	2
	static.otenet.gr	1	0.05%	1
	home.otenet.gr	1	0.05%	1
■ 145.	Bandwidth.com Inc. - Network Operations	2	0.10%	6
	qwest.net	2	0.10%	6
■ 146.	Johnson & Johnson	2	0.10%	9
	Unresolved IP Address	2	0.10%	9
■ 147.	McGill University	2	0.10%	3
	Unresolved IP Address	2	0.10%	3
■ 148.	Hanaro Telecom, Inc.	2	0.10%	2
	Unresolved IP Address	2	0.10%	2
■ 149.	Korea Institute of Science and Technology	2	0.10%	3
	Unresolved IP Address	2	0.10%	3
■ 150.	Headquarters, USAAISC	2	0.10%	2
	army.mil	2	0.10%	2
■ 151.	Information Management Directorate	2	0.10%	3
	army.mil	2	0.10%	3
■ 152.	Universidade de Aveiro	2	0.10%	2
	ua.pt	2	0.10%	2
■ 153.	Blinn College	2	0.10%	2
	Unresolved IP Address	2	0.10%	2
■ 154.	CERNET ONLINE Information Technology Ltd.	2	0.10%	2
	Unresolved IP Address	2	0.10%	2
■ 155.	Universitaet Hohenheim	2	0.10%	2
	rz.uni-hohenheim.de	2	0.10%	2
■ 156.	KELLOGG BROWN & ROOT INC.	2	0.10%	2
	Unresolved IP Address	2	0.10%	2
■ 157.	Ara Tel	2	0.10%	4
	Unresolved IP Address	2	0.10%	4
■ 158.	University of Michigan -- ITD	2	0.10%	3
	umich.edu	2	0.10%	3
■ 159.	Texas Tech University	2	0.10%	3
	ttu.edu	2	0.10%	3

	Organization Domain Name	Visits	% Visits	Hits
160.	CHINANET-HN Changsha node network	2	0.10%	2
	Unresolved IP Address	2	0.10%	2
161.	University of Iowa	2	0.10%	2
	uiowa.edu	2	0.10%	2
162.	Ecology & Environment, Inc	2	0.10%	2
	ene.com	2	0.10%	2
163.	Individual IP Space	2	0.10%	4
	onspeed.com	1	0.05%	3
	Unresolved IP Address	1	0.05%	1
164.	NSW National Parks & Wildlife Service	2	0.10%	5
	Unresolved IP Address	2	0.10%	5
165.	Verizon Internet Services	2	0.10%	4
	verizon.net	2	0.10%	4
166.	Reliance Infocom Ltd	2	0.10%	2
	Unresolved IP Address	1	0.05%	1
	ac.in	1	0.05%	1
167.	Las Vegas Valley Water District	2	0.10%	3
	lvvwd.com	2	0.10%	3
168.	McLeod, Inc	2	0.10%	2
	bop.gov	1	0.05%	1
	mcleodusa.net	1	0.05%	1
169.	Pars Online	2	0.10%	2
	parsonline.net	2	0.10%	2
170.	National Internet Backbone	2	0.10%	3
	Unresolved IP Address	2	0.10%	3
171.	Internet Thailand Company Limited	2	0.10%	3
	inet.co.th	2	0.10%	3
172.	Department of Primary Industries and Energy	2	0.10%	2
	sge.net	2	0.10%	2
173.	Black Hills Corporation	2	0.10%	4
	thechemistrylab.com	1	0.05%	1
	bhfc.net	1	0.05%	3
174.	Universidad de Concepcion	2	0.10%	3
	Unresolved IP Address	2	0.10%	3
175.	AT&T Enhanced Network Services	2	0.10%	2
	Unresolved IP Address	2	0.10%	2
176.	Exxon Mobil Corporation	2	0.10%	2
	Unresolved IP Address	2	0.10%	2
177.	University of Nebraska - Lincoln	2	0.10%	3
	unl.edu	2	0.10%	3

	Organization Domain Name	Visits	% Visits	Hits
178.	Google Inc	2	0.10%	2
	Unresolved IP Address	2	0.10%	2
179.	Free Internet Dial-up Services	2	0.10%	2
	21-151.libero.it	2	0.10%	2
180.	United States Geological Survey	2	0.10%	4
	usgs.gov	2	0.10%	4
181.	ARCOR AG	2	0.10%	3
	arcor-ip.net	2	0.10%	3
182.	Coffey Geosciences Pty Ltd	2	0.10%	6
	coffey.com.au	2	0.10%	6
183.	Cleveland State University	2	0.10%	2
	csuohio.edu	2	0.10%	2
184.	State of Oregon	2	0.10%	2
	state.or.us	2	0.10%	2
185.	Texas Water Commission	2	0.10%	2
	state.tx.us	2	0.10%	2
186.	AfriNIC - www.afrinic.net	2	0.10%	2
	starcomms.net	1	0.05%	1
	tedata.net	1	0.05%	1
187.	GamersPipeline.com	2	0.10%	2
	Unresolved IP Address	1	0.05%	1
	easybib.com	1	0.05%	1
188.	Cellco Partnership DBA Verizon Wireless	2	0.10%	2
	myvzw.com	2	0.10%	2
189.	HOLIDAY INN EXPRESS	2	0.10%	4
	Unresolved IP Address	2	0.10%	4
190.	Korea Telecom Hitel Co., Ltd.	2	0.10%	6
	Unresolved IP Address	2	0.10%	6
191.	PPPoX Pool - Rback6 KLMZMI.637067	2	0.10%	3
	ameritech.net	2	0.10%	3
192.	Washington State K-20 Telecommunications Network	2	0.10%	4
	wsu.edu	2	0.10%	4
193.	Cogeco Cable Canada Inc.	2	0.10%	4
	cgocable.net	2	0.10%	4
194.	GLOBAL NET-INC COMMUNICATIONS	2	0.10%	3
	Unresolved IP Address	2	0.10%	3
195.	Consiglio Nazionale delle Ricerche	2	0.10%	2
	isac.cnr.it	1	0.05%	1
	ise.cnr.it	1	0.05%	1

	Organization Domain Name	Visits	% Visits	Hits
196.	HK Cable TV Ltd hkable.com.hk	2 2	0.10% 0.10%	2 2
197.	RCS & RDS SA Unresolved IP Address	2 2	0.10% 0.10%	2 2
198.	XDSL NETWORK-ADSL broadband.iol.cz broadband5.iol.cz	2 1 1	0.10% 0.05% 0.05%	2 1 1
199.	University of Washington washington.edu	2 2	0.10% 0.10%	2 2
200.	CSI Univ. degli Studi di Milano chimica.unimi.it	2 2	0.10% 0.10%	3 3
	Other	689	34.48%	966
	Total	1,998	100.00%	8,792

items 1-200 of 200

Organizations - Help Card



Column Definitions

Organization

The name of the organization, which could be a company, a government agency, a school, or any other type of organization. This name was determined by either of the following methods:

- The visitor's IP address matched an Intranet Domain configuration within the Admin Console.
- Looking up the visitor's IP address in the WebTrends GeoTrends Database.

Unknown

The organization could not be determined.

Domain Name

The text name (for example, netiq.com) corresponding to the visitor's IP address. The domain name can be determined from any of the following methods:

- The domain was logged by the web server.
- The IP address matched an Intranet Domain configuration within the Admin Console.
- DNS resolution.

IP addresses that do not resolve to a domain by these methods are categorized as follows:

- Reserved IP Address - The IP address falls within a block of reserved addresses. For example, 192.168.x.x and 10.x.x.x addresses are reserved for private networks.
- Unresolved IP Address - Category for IP addresses that did not resolve to a domain (perhaps because DNS resolution was disabled).

The domain name shown is the second-level domain name, such as netiq.com. For example, all visitors from sales.netiq.com, us.sales.netiq.com, and service.netiq.com are combined in the statistics for netiq.com. If the top-level domain name is a country code, then the third-level domain name is shown also (for example, anycompany.com.au).

Visits

Number of visits to your site from this organization. A visit is a series of actions that begins when a visitor views their first page from the server, and ends when the visitor leaves the site or remains idle beyond the idle-time limit. The default idle-time limit is thirty minutes. This time limit can be changed by the system administrator.

Hits

Number of hits to your site from this organization. Each file requested by a visitor registers as a hit. There can be several hits on each page. While the volume of hits reflects the amount of server traffic, it is not an accurate reflection of the number of pages viewed.



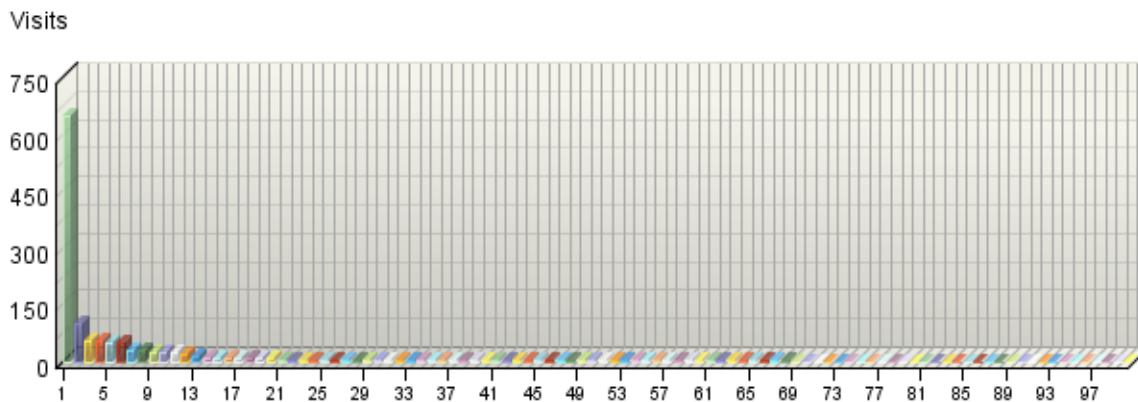
Report Descriptions

Use this information when you are interested in an organization as a whole, such as NetIQ Corporation. You can identify the major domain names from each company, such as netiq.com and webtrends.com from NetIQ.

Domain Names

This report lists the domain name that generates the most activity to your web site.

Domain Names by Visits



Domain Names

	Domain Name	Visits	% Visits	Hits
1.	Unresolved IP Address	649	32.48%	1,243
2.	comcast.net	102	5.11%	160
3.	ovh.net	56	2.80%	316
4.	rr.com	54	2.70%	75
5.	charter.com	51	2.55%	263
6.	verizon.net	49	2.45%	64
7.	cox.net	29	1.45%	40
8.	as13448.com	29	1.45%	29
9.	sbcglobal.net	27	1.35%	34
10.	qwest.net	26	1.30%	43
11.	speakeasy.net	25	1.25%	50
12.	bellsouth.net	21	1.05%	28
13.	fti.net	17	0.85%	17
14.	embarqhsd.net	11	0.55%	15
15.	netvigator.com	10	0.50%	22
16.	prod-infinity.com.mx	10	0.50%	18
17.	optonline.net	9	0.45%	10
18.	ameritech.net	9	0.45%	10
19.	hinet.net	8	0.40%	31

	Domain Name	Visits	% Visits	Hits
20.	swbell.net	8	0.40%	14
21.	mindspring.com	7	0.35%	11
22.	aol.com	7	0.35%	9
23.	earthmeanders.com	7	0.35%	387
24.	buckeyecom.net	7	0.35%	29
25.	comcastbusiness.net	7	0.35%	7
26.	pacbell.net	7	0.35%	11
27.	spscdns.net	6	0.30%	6
28.	rogers.com	6	0.30%	6
29.	mchsi.com	6	0.30%	8
30.	vsnl.net.in	6	0.30%	7
31.	epa.gov	5	0.25%	4,819
32.	fessenden.org	5	0.25%	7
33.	clearwire-dns.net	5	0.25%	7
34.	gci.net	5	0.25%	7
35.	army.mil	5	0.25%	7
36.	sims.nrc.ca	4	0.20%	4
37.	twtelecom.net	4	0.20%	6
38.	tm.net.my	4	0.20%	6
39.	sky.com	4	0.20%	5
40.	covad.net	4	0.20%	4
41.	usgs.gov	4	0.20%	6
42.	yahoo.net	4	0.20%	4
43.	dsl.bell.ca	4	0.20%	5
44.	fs.fed.us	4	0.20%	4
45.	udel.edu	4	0.20%	5
46.	ncsu.edu	4	0.20%	5
47.	shawcable.net	4	0.20%	6
48.	midco.net	4	0.20%	4
49.	myvzw.com	4	0.20%	4
50.	xo.net	3	0.15%	3
51.	wwu.edu	3	0.15%	3
52.	telkom.net.id	3	0.15%	3
53.	umn.edu	3	0.15%	3
54.	fws.gov	3	0.15%	8
55.	rcn.com	3	0.15%	3
56.	telkom-ipnet.co.za	3	0.15%	4
57.	lsu.edu	3	0.15%	4
58.	virtua.com.br	3	0.15%	4
59.	tufts.edu	3	0.15%	3
60.	kln.forthnet.gr	3	0.15%	5

	Domain Name	Visits	% Visits	Hits
61.	ip.fastwebnet.it	3	0.15%	3
62.	retail.telecomitalia.it	3	0.15%	4
63.	blueyonder.co.uk	3	0.15%	3
64.	megapath.net	3	0.15%	3
65.	nokia.com	3	0.15%	3
66.	avantel.net.mx	3	0.15%	4
67.	acsalaska.net	3	0.15%	3
68.	brwncaid.com	3	0.15%	3
69.	nyc.gov	2	0.10%	3
70.	unl.edu	2	0.10%	3
71.	umich.edu	2	0.10%	3
72.	rima-tde.net	2	0.10%	2
73.	gatech.edu	2	0.10%	3
74.	aliant.net	2	0.10%	3
75.	click-network.com	2	0.10%	6
76.	hkcable.com.hk	2	0.10%	2
77.	emerson.edu	2	0.10%	4
78.	fsu.edu	2	0.10%	2
79.	ono.com	2	0.10%	3
80.	dhs.gov	2	0.10%	2
81.	rz.uni-hohenheim.de	2	0.10%	2
82.	chimica.unimi.it	2	0.10%	3
83.	csuohio.edu	2	0.10%	2
84.	t-dialin.net	2	0.10%	2
85.	lvvwd.com	2	0.10%	3
86.	evri.com	2	0.10%	2
87.	State.Ga.US	2	0.10%	2
88.	vt.edu	2	0.10%	3
89.	ucla.edu	2	0.10%	4
90.	scansafe.net	2	0.10%	8
91.	doe.gov	2	0.10%	3
92.	basf-corp.com	2	0.10%	2
93.	arcor-ip.net	2	0.10%	3
94.	ttnet.net.tr	2	0.10%	2
95.	btcentralplus.com	2	0.10%	2
96.	usc.edu	2	0.10%	4
97.	telus.net	2	0.10%	2
98.	47-151.net24.it	2	0.10%	4
99.	newsouth.net	2	0.10%	2
100.	nuk.edu.tw	2	0.10%	2
101.	distr.com	2	0.10%	3

	Domain Name	Visits	% Visits	Hits
102.	ua.pt	2	0.10%	2
103.	emirates.net.ae	2	0.10%	2
104.	state.tx.us	2	0.10%	2
105.	oregonstate.edu	2	0.10%	2
106.	ohio-state.edu	2	0.10%	4
107.	umass.edu	2	0.10%	2
108.	sprintlink.net	2	0.10%	3
109.	prtc.net	2	0.10%	3
110.	insightbb.com	2	0.10%	2
111.	uk2net.com	2	0.10%	2
112.	cgocable.net	2	0.10%	4
113.	nih.gov	2	0.10%	4
114.	lib.nj.us	2	0.10%	4
115.	wideopenwest.com	2	0.10%	2
116.	wsu.edu	2	0.10%	4
117.	access.telenet.be	2	0.10%	3
118.	pool.einsundeins.de	2	0.10%	3
119.	state.fl.us	2	0.10%	2
120.	uark.edu	2	0.10%	3
121.	isp.belgacom.be	2	0.10%	6
122.	wildblue.net	2	0.10%	2
123.	fibertel.com.ar	2	0.10%	4
124.	parsonline.net	2	0.10%	2
125.	ene.com	2	0.10%	2
126.	direpc.com	2	0.10%	2
127.	cogentco.com	2	0.10%	2
128.	state.or.us	2	0.10%	2
129.	guruji.com	2	0.10%	2
130.	pattonboggs.com	2	0.10%	3
131.	frontiernet.net	2	0.10%	2
132.	blm.gov	2	0.10%	3
133.	sge.net	2	0.10%	2
134.	inet.co.th	2	0.10%	3
135.	mc.videotron.ca	2	0.10%	2
136.	state.ma.us	2	0.10%	3
137.	ufl.edu	2	0.10%	3
138.	smarttadsl.com	2	0.10%	5
139.	21-151.libero.it	2	0.10%	2
140.	med.uni-erlangen.de	2	0.10%	5
141.	cableone.net	2	0.10%	4
142.	ttu.edu	2	0.10%	3

	Domain Name	Visits	% Visits	Hits
143.	coffey.com.au	2	0.10%	6
144.	unbsj.ca	2	0.10%	3
145.	uiowa.edu	2	0.10%	2
146.	adsl.alicedsl.de	2	0.10%	4
147.	bsu.edu	2	0.10%	3
148.	westnet.com.au	2	0.10%	2
149.	bigpond.net.au	2	0.10%	3
150.	washington.edu	2	0.10%	2
151.	adsl.xs4all.nl	1	0.05%	2
152.	nls.net	1	0.05%	1
153.	earthlink.net	1	0.05%	1
154.	scionresearch.com	1	0.05%	1
155.	longislandfiber.net	1	0.05%	1
156.	mwhglobal.com	1	0.05%	1
157.	hcpes.org	1	0.05%	1
158.	bezeqint.net	1	0.05%	1
159.	uncw.edu	1	0.05%	3
160.	gsk.com	1	0.05%	1
161.	uminho.pt	1	0.05%	1
162.	eatel.net	1	0.05%	1
163.	bendix.com	1	0.05%	1
164.	shiramiller.com	1	0.05%	2
165.	ELKHARTCOUNTY.COM	1	0.05%	1
166.	metrotel.net.co	1	0.05%	1
167.	fhmis.net	1	0.05%	2
168.	aecom.com	1	0.05%	1
169.	myitdepartment.net	1	0.05%	2
170.	wayinternet.com.br	1	0.05%	1
171.	utmb.edu	1	0.05%	1
172.	amec.com	1	0.05%	1
173.	wsc.edu	1	0.05%	1
174.	telstraclear.net	1	0.05%	1
175.	haywardrec.org	1	0.05%	1
176.	geo.uni-jena.de	1	0.05%	2
177.	kcsa.com	1	0.05%	1
178.	nexg.net	1	0.05%	1
179.	exponent.com	1	0.05%	1
180.	tva.gov	1	0.05%	1
181.	marist.com	1	0.05%	1
182.	k418.webspeed.dk	1	0.05%	2
183.	uwsp.edu	1	0.05%	1

	Domain Name	Visits	% Visits	Hits
184.	easybib.com	1	0.05%	1
185.	earthtech.com	1	0.05%	1
186.	thechemistrylab.com	1	0.05%	1
187.	airproducts.com	1	0.05%	1
188.	iland.net	1	0.05%	1
189.	unr.edu	1	0.05%	1
190.	megared.net.mx	1	0.05%	1
191.	Princeton.EDU	1	0.05%	1
192.	lmco.com	1	0.05%	1
193.	kou.edu.tr	1	0.05%	1
194.	melbournewater.com.au	1	0.05%	1
195.	esconett.org	1	0.05%	1
196.	sonics.com	1	0.05%	1
197.	dynamic.qsc.de	1	0.05%	1
198.	egix.net	1	0.05%	1
199.	ufro.cl	1	0.05%	3
200.	siol.net	1	0.05%	1
Subtotal for rows: 1 - 200		1,618	80.98%	8,245
Other		380	19.02%	547
Total		1,998	100.00%	8,792

items 1-200 of 580

Domain Names - Help Card



Column Definitions

Domain Name

The text name (for example, netiq.com) corresponding to the visitor's IP address. The domain name can be determined from any of the following methods:

- The domain was logged by the web server.
- The IP address matched an Intranet Domain configuration within the Admin Console.
- DNS resolution.

IP addresses that do not resolve to a domain by these methods are categorized as follows:

- Reserved IP Address - The IP address falls within a block of reserved addresses. For example, 192.168.x.x and 10.x.x.x addresses are reserved for private networks.
- Unresolved IP Address - Category for IP addresses that did not resolve to a domain (perhaps because DNS resolution was disabled).

The domain name shown is the second-level domain name, such as netiq.com. For example, all visitors from sales.netiq.com, us.sales.netiq.com, and service.netiq.com are combined in the statistics for netiq.com. If the top-level domain name is a country code, then the third-level domain name is shown also (for example, anycompany.com.au).

Visits

Number of visits to your site from this domain name. A visit is a series of actions that begins when a visitor views their first page from the server, and ends when the visitor leaves the site or remains idle beyond the idle-time limit. The default idle-time limit is thirty minutes. This time limit can be changed by the system administrator.

Hits

Number of hits to your site from this domain name. Each file requested by a visitor registers as a hit. There can be several hits on each page. While the volume of hits reflects the amount of server traffic, it is not an accurate reflection of the number of pages viewed.



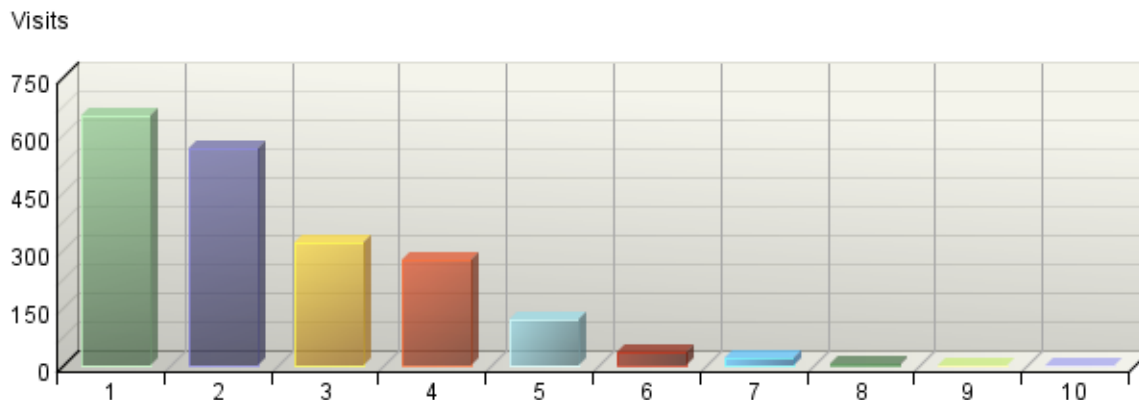
Report Descriptions

Use this information when you are interested in high-level domain names of visitors generating the most activity to your web site.

Top-Level Domain Types

This report provides a breakdown of top-level domain types.

Top-Level Domain Types by Visits



Top-Level Domain Types

Top-Level Domain Types	Visits	% Visits	Hits
Unresolved IP Address	649	32.48%	1,243
Network	567	28.38%	1,094
Commercial	322	16.12%	987
Unknown	273	13.66%	400
Education	122	6.11%	163
Government	34	1.70%	4,862
Organization	22	1.10%	29
Military	7	0.35%	11
ARPANET	1	0.05%	2
Informational	1	0.05%	1
Total	1,998	100.00%	8,792

items 1-10 of 10

Top-Level Domain Types - Help Card



Column Definitions

Reserved IP Address

The IP address falls within a block of reserved addresses. For example, 192.168.x.x and 10.x.x.x addresses are reserved for private networks.

Unresolved IP Address

Category for IP addresses that did not resolve to a domain (perhaps because DNS resolution was disabled).

Unknown

The domain suffix did not match any of the top-level domain categories.

Top-Level Domain

The suffix of a domain name. A top-level domain can be based on the type of organization (.com, .edu, .museum, .name, etc) or it can be a country code (.uk, .de, .jp, .us, etc.). The top-level domain can be used to identify the type of web site. The following is a partial list of how this report categorizes top-level domains:

- ARPANET: .arpa
- Commercial: .com .co .com.[country code] .co.[country code] .firm.co .firm.ve .ltd.uk .info .biz
- Education: .edu .edu.[country-code] .ed.[country code] .ac.[country code] .school.[country code] .k12.[country code] .re.kr .sch.uk .edunet.tn
- International: .int .int.co .int.ve .intl.tn
- Government: .gov .gov.[country code] .gove.[country code] .go.[country code]
- Military: .mil .mil.[country code]
- Network: .net .ad.jp .ne.kr .net.[country code]
- Organization: .org .or .org.[country code] .or.[country code]
- Personal: .name

Visits

Number of visits to your site from the specified top-level domain. A visit is a series of actions that begins when a visitor views their first page from the server, and ends when the visitor leaves the site or remains idle beyond the idle-time limit. The default idle-time limit is thirty minutes. This time limit can be changed by the system administrator.

Hits

Number of hits to your site from the specified top-level domain. Each file requested by a visitor registers as a hit. There can be several hits on each page. While the volume of hits reflects the amount of server traffic, it is not an accurate reflection of the number of pages viewed.



Report Descriptions

Consider which types of organizations are interested in your site, and consider how you can interest other types of organizations.

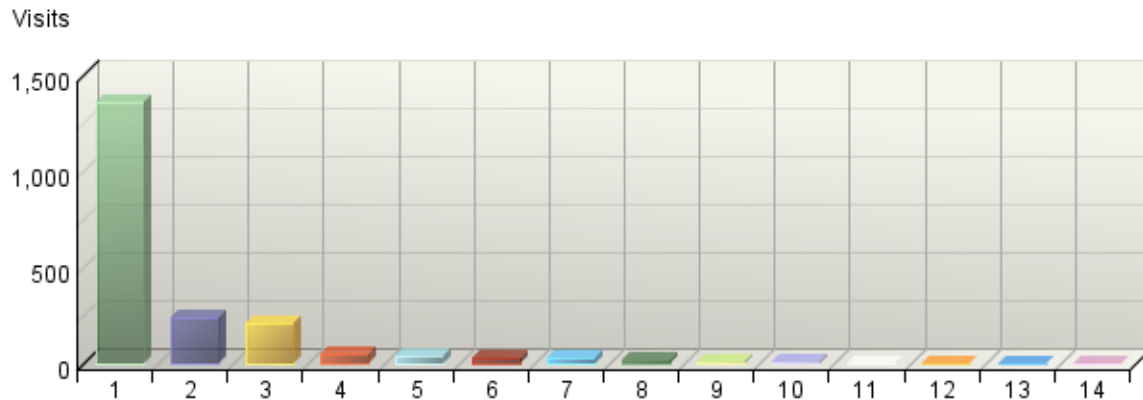
Note: This information can be displayed only if reverse DNS lookups have been performed. Even when DNS lookups are performed, some IP addresses cannot be resolved to a domain name.

Total - This represents the total visits or hits where there was sufficient information to identify the top-level domain. This number may be less than the total activity overall.

Regions

This report identifies the top geographic regions of the visitors to your site.

Regions by Visits



Regions

Regions	Visits	% Visits
1. North America	1,362	68.17%
2. Western Europe	243	12.16%
3. Asia	211	10.56%
4. South America	46	2.30%
5. Middle East	36	1.80%
6. Australia	31	1.55%
7. Eastern Europe	29	1.45%
8. Northern Europe	15	0.75%
9. Caribbean Islands	7	0.35%
10. Southern Africa	6	0.30%
11. Northern Africa	4	0.20%
12. Pacific Islands	4	0.20%
13. Western Africa	2	0.10%
14. Eastern Africa	2	0.10%
Total	1,998	100.00%

items 1-14 of 14

Regions - Help Card



Column Definitions

Regions

The geographic part of the world where visitors to your web site are located. "Region Unspecified" represents visitors whose geographic region could not be determined. "Region Unknown" represents visitors whose country has been determined but not identified with a specific region. If the WebTrends GeoTrends Database is turned on for this profile, the region is determined by looking up the visitor's IP address in this database. If GeoTrends is not enabled, the region will be determined from the domain name.

Visits

Number of visits from this geographic region. A visit is a series of actions that begins when a visitor views their first page from the server, and ends when the visitor leaves the site or remains idle beyond the idle-time limit. The default idle-time limit is thirty minutes. This time limit can be changed by the system administrator.

%

Percentage of total visits that were from this geographic region.



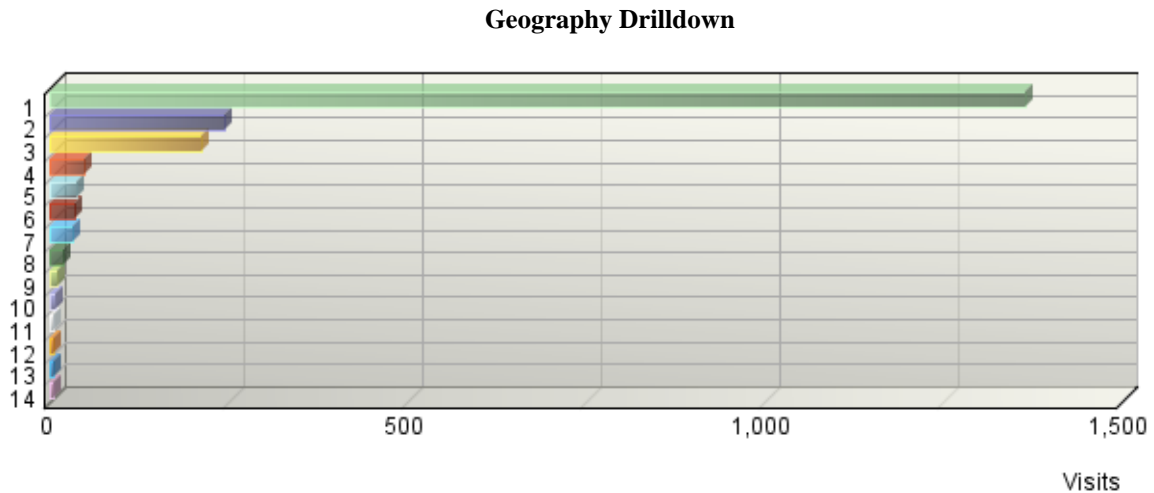
Report Descriptions

This information can help you meet the needs of your target audience as well as discover new audiences. Consider how you can make the content comprehensive and relevant to an international audience.

Note: Use this information carefully because it is based on Internet registration, and may not always be an accurate identifier of the visitor's actual location.

Geography Drilldown

Drilldown presentation of the geographical information (region, country, state/province, city) relating to the visitor's IP address. The WebTrends GeoTrends Database is required to get complete information down to the state and city level.



Geography Drilldown

Geography (Drilldown)		Visits	% Visits	Page Views
■ 1.	North America	1,362	68.17%	7,600
	United States	1,283	64.21%	7,489
	Canada	63	3.15%	85
	Mexico	16	0.80%	26
■ 2.	Western Europe	243	12.16%	573
	France	87	4.35%	355
	Italy	33	1.65%	50
	United Kingdom	27	1.35%	35
	Germany	24	1.20%	33
	Europe	22	1.10%	32
	Spain	19	0.95%	26
	Portugal	10	0.50%	14
	Netherlands	5	0.25%	7
	Belgium	5	0.25%	10
	Switzerland	5	0.25%	5
	Greece	4	0.20%	4
	Austria	2	0.10%	2
■ 3.	Asia	211	10.56%	345

Geography (Drilldown)		Visits	% Visits	Page Views
	Korea (South)	79	3.95%	143
	China	26	1.30%	32
	Taiwan	18	0.90%	40
	Japan	18	0.90%	27
	India	17	0.85%	21
	Hong Kong	17	0.85%	29
	Malaysia	13	0.65%	21
	Indonesia	8	0.40%	9
	Thailand	6	0.30%	13
	Singapore	3	0.15%	3
	Pakistan	2	0.10%	2
	Kazakhstan	1	0.05%	2
	Sri Lanka	1	0.05%	1
	Philippines	1	0.05%	1
	Uzbekistan	1	0.05%	1
■ 4.	South America	46	2.30%	86
	Uruguay	18	0.90%	37
	Brazil	11	0.55%	17
	Chile	10	0.50%	22
	Colombia	3	0.15%	3
	Argentina	2	0.10%	4
	Peru	2	0.10%	3
■ 5.	Middle East	36	1.80%	44
	Turkey	9	0.45%	12
	Iran	9	0.45%	9
	United Arab Emirates	7	0.35%	9
	Israel	4	0.20%	4
	Saudi Arabia	2	0.10%	3
	Kuwait	1	0.05%	1
	Syria	1	0.05%	1
	Cyprus	1	0.05%	2
	Lebanon	1	0.05%	1
	Oman	1	0.05%	2
■ 6.	Australia	31	1.55%	46
	Australia	31	1.55%	46
■ 7.	Eastern Europe	29	1.45%	45
	Romania	7	0.35%	11
	Poland	7	0.35%	8
	Czech Republic	4	0.20%	6
	Slovenia	3	0.15%	4
	Hungary	2	0.10%	4

Geography (Drilldown)		Visits	% Visits	Page Views
	Bulgaria	2	0.10%	4
	Russian Federation	1	0.05%	1
	Yugoslavia	1	0.05%	5
	Croatia (Hrvatska)	1	0.05%	1
	Slovak Republic	1	0.05%	1
■ 8.	Northern Europe	15	0.75%	18
	Denmark	5	0.25%	7
	Finland	4	0.20%	4
	Sweden	4	0.20%	5
	Norway	2	0.10%	2
■ 9.	Caribbean Islands	7	0.35%	10
	Puerto Rico	6	0.30%	9
	Antigua and Barbuda	1	0.05%	1
■ 10.	Southern Africa	6	0.30%	8
	South Africa	6	0.30%	8
■ 11.	Northern Africa	4	0.20%	8
	Egypt	2	0.10%	6
	Morocco	1	0.05%	1
	Libya	1	0.05%	1
■ 12.	Pacific Islands	4	0.20%	4
	New Zealand (Aotearoa)	4	0.20%	4
■ 13.	Eastern Africa	2	0.10%	2
	Mauritius	2	0.10%	2
■ 14.	Western Africa	2	0.10%	3
	Cameroon	2	0.10%	3
Total		1,998	100.00%	8,792

items 1-14 of 14

Geography Drilldown - Help Card



Column Definitions

Geography (Drilldown)

Drilldown presentation of the geographical information (region, country, state/province, city) relating to the visitor's IP address. The WebTrends GeoTrends Database is required to get complete information down to the state and city level.

Visits

A visit is a series of actions that begins when a visitor views their first page from the server, and ends when the visitor leaves the site or remains idle beyond the idle-time limit. The default idle-time limit is thirty minutes. This time limit can be changed by the system administrator.

Note that if the dimension changes state during the course of a visit (such as a visitor changing from non-buyer to buyer), the visit will be recorded for both states. In such cases, the total of visits in this report may be greater than the number of visits reported in the Overview. In the Key Metrics report for example, if a visit spans several hours, it is recorded in each of the hours.

% of Visits

Percentage of visits for this row compared to the total visits for this table.

Page Views

A hit to any file classified as a page. In order to view a web page with embedded images, for example, a browser must retrieve multiple files. The page and its embedded files counts as a single page view.



Report Descriptions

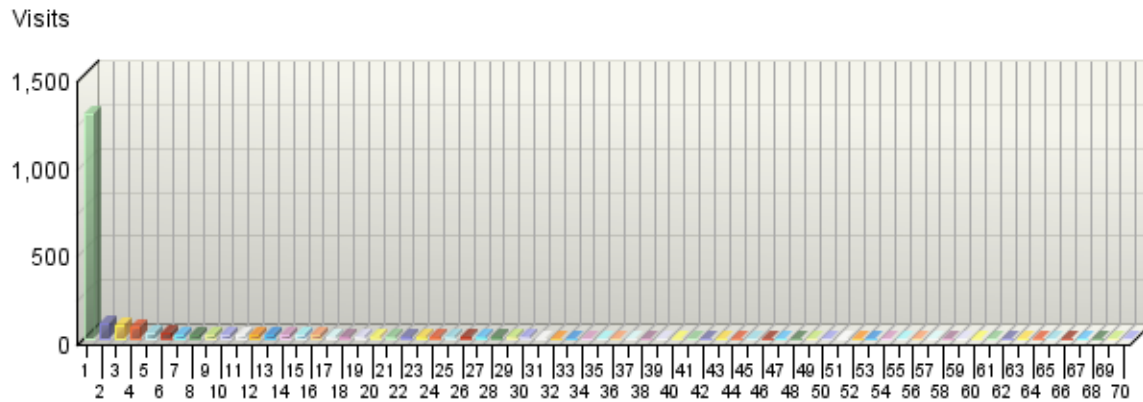
This information can help you meet the needs of your target audience as well as discover new audiences. Consider how you can make the content comprehensive and relevant to an international audience.

Note: Use this information carefully because it is based on Internet registration, and may not always be an accurate identifier of the visitor's actual location.

Countries

This report identifies the top countries of the visitors to your site.

Countries by Visits



Countries

	Countries	Visits	% Visits
1.	United States (US)	1,283	64.21%
2.	France (FR)	87	4.35%
3.	Korea (South) (KR)	79	3.95%
4.	Canada (CA)	63	3.15%
5.	Italy (IT)	33	1.65%
6.	Australia (AU)	31	1.55%
7.	United Kingdom (UK)	27	1.35%
8.	China (CN)	26	1.30%
9.	Germany (DE)	24	1.20%
10.	Western Europe - country unspecified (EU)	22	1.10%
11.	Spain (ES)	19	0.95%
12.	Japan (JP)	18	0.90%
13.	Taiwan (TW)	18	0.90%
14.	Uruguay (UY)	18	0.90%
15.	Hong Kong (HK)	17	0.85%
16.	India (IN)	17	0.85%
17.	Mexico (MX)	16	0.80%
18.	Malaysia (MY)	13	0.65%
19.	Brazil (BR)	11	0.55%

	Countries	Visits	% Visits
20.	Chile (CL)	10	0.50%
21.	Portugal (PT)	10	0.50%
22.	Turkey (TR)	9	0.45%
23.	Iran (IR)	9	0.45%
24.	Indonesia (ID)	8	0.40%
25.	Poland (PL)	7	0.35%
26.	Romania (RO)	7	0.35%
27.	United Arab Emirates (AE)	7	0.35%
28.	Thailand (TH)	6	0.30%
29.	South Africa (ZA)	6	0.30%
30.	Puerto Rico (PR)	6	0.30%
31.	Switzerland (CH)	5	0.25%
32.	Belgium (BE)	5	0.25%
33.	Netherlands (NL)	5	0.25%
34.	Denmark (DK)	5	0.25%
35.	Greece (GR)	4	0.20%
36.	Finland (FI)	4	0.20%
37.	Israel (IL)	4	0.20%
38.	Czech Republic (CZ)	4	0.20%
39.	New Zealand (NZ)	4	0.20%
40.	Sweden (SE)	4	0.20%
41.	Colombia (CO)	3	0.15%
42.	Slovenia (SI)	3	0.15%
43.	Singapore (SG)	3	0.15%
44.	Peru (PE)	2	0.10%
45.	Argentina (AR)	2	0.10%
46.	Mauritius (MU)	2	0.10%
47.	Austria (AT)	2	0.10%
48.	Cameroon (CM)	2	0.10%
49.	Egypt (EG)	2	0.10%
50.	Pakistan (PK)	2	0.10%
51.	Bulgaria (BG)	2	0.10%
52.	Norway (NO)	2	0.10%
53.	Hungary (HU)	2	0.10%
54.	Saudi Arabia (SA)	2	0.10%
55.	Morocco (MA)	1	0.05%
56.	Cyprus (CY)	1	0.05%
57.	Antigua and Barbuda (AG)	1	0.05%
58.	Uzbekistan (UZ)	1	0.05%
59.	Russian Federation (RU)	1	0.05%
60.	Lebanon (LB)	1	0.05%

	Countries	Visits	% Visits
61.	Sri Lanka (LK)	1	0.05%
62.	Slovak Republic (SK)	1	0.05%
63.	Croatia (Hrvatska) (HR)	1	0.05%
64.	Kazakhstan (KZ)	1	0.05%
65.	Libya (LY)	1	0.05%
66.	Philippines (PH)	1	0.05%
67.	Syria (SY)	1	0.05%
68.	Kuwait (KW)	1	0.05%
69.	Yugoslavia (YU)	1	0.05%
70.	Oman (OM)	1	0.05%
	Total	1,998	100.00%

items 1-70 of 70

Countries - Help Card



Column Definitions

Countries

If the WebTrends GeoTrends Database is turned on for this profile, the country is determined by looking up the visitor's IP address in this database. If GeoTrends is not enabled, the country will be determined from the domain name.

Visits

Number of visits from the specified country. A visit is a series of actions that begins when a visitor views their first page from the server, and ends when the visitor leaves the site or remains idle beyond the idle-time limit. The default idle-time limit is thirty minutes. This time limit can be changed by the system administrator.

%

Percentage of total visits from the specified country.

Unknown Origin

The country associated with the visitor's domain name could not be determined.



Report Descriptions

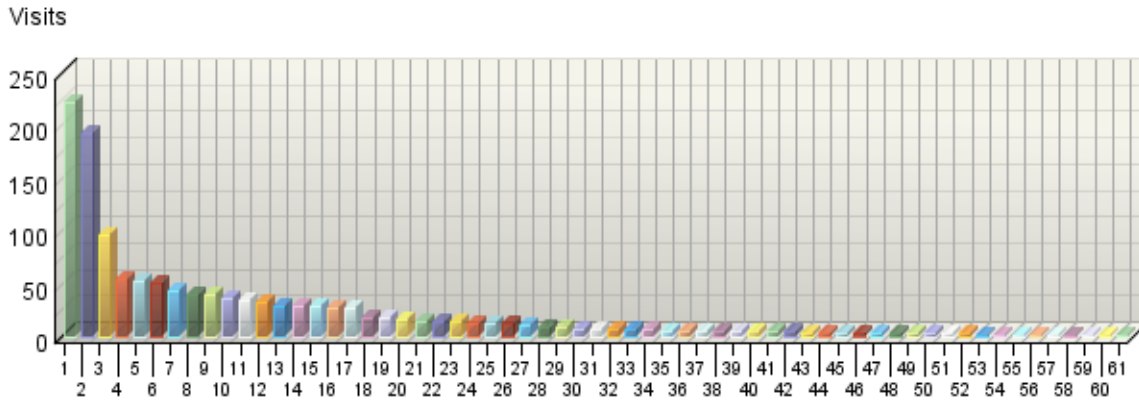
This information can help you meet the needs of your target audience as well as discover new audiences. Consider how you can make the content comprehensive and relevant to an international audience.

Note: Use this information carefully because it is based on Internet registration, and may not always be an accurate identifier of the visitor's actual location.

North American States and Provinces

If you have enabled the WebTrends GeoTrends Database for this profile, this page will list the states and provinces of North America with your most active visitors.

North American States and Provinces by Visits



North American States and Provinces

	States and Provinces	Visits	% Visits
1.	California	222	16.65%
2.	Virginia	194	14.55%
3.	North Carolina	97	7.28%
4.	New York	54	4.05%
5.	Illinois	53	3.98%
6.	Texas	51	3.83%
7.	Colorado	43	3.23%
8.	Florida	41	3.08%
9.	New Jersey	40	3.00%
10.	Massachusetts	37	2.78%
11.	Ohio	35	2.63%
12.	Georgia	32	2.40%
13.	Pennsylvania	30	2.25%
14.	D.C.	30	2.25%
15.	Washington	29	2.18%
16.	Ontario	28	2.10%
17.	Minnesota	28	2.10%
18.	Michigan	18	1.35%

	States and Provinces	Visits	% Visits
19.	Arizona	18	1.35%
20.	Missouri	17	1.28%
21.	Louisiana	14	1.05%
22.	Tennessee	14	1.05%
23.	Oregon	14	1.05%
24.	South Carolina	12	0.90%
25.	Maryland	12	0.90%
26.	Nebraska	12	0.90%
27.	Wisconsin	11	0.83%
28.	Indiana	9	0.68%
29.	Quebec	9	0.68%
30.	Connecticut	8	0.60%
31.	Oklahoma	8	0.60%
32.	Nevada	7	0.53%
33.	South Dakota	7	0.53%
34.	British Columbia	7	0.53%
35.	Utah	6	0.45%
36.	Alberta	6	0.45%
37.	Alaska	6	0.45%
38.	New Mexico	5	0.38%
39.	Iowa	5	0.38%
40.	Idaho	5	0.38%
41.	Delaware	5	0.38%
42.	New Hampshire	5	0.38%
43.	Arkansas	4	0.30%
44.	West Virginia	4	0.30%
45.	Kansas	4	0.30%
46.	New Brunswick	4	0.30%
47.	Alabama	4	0.30%
48.	Kentucky	3	0.23%
49.	North Dakota	3	0.23%
50.	Saskatchewan	3	0.23%
51.	Wyoming	3	0.23%
52.	Mississippi	3	0.23%
53.	Montana	2	0.15%
54.	Nova Scotia	2	0.15%
55.	Rhode Island	2	0.15%
56.	Manitoba	2	0.15%
57.	Hawaii	2	0.15%
58.	Prince Edward Island	1	0.08%
59.	Newfoundland	1	0.08%

	States and Provinces	Visits	% Visits
60.	Maine	1	0.08%
61.	Vermont	1	0.08%
	Total	1,333	100.00%

items 1-61 of 61

North American States and Provinces - Help Card



Column Definitions

States and Provinces

If the WebTrends GeoTrends Database is turned on for this profile, the location is determined by looking up the visitor's IP address in this database.

Visits

Number of visits from this state or province. A visit is a series of actions that begins when a visitor views their first page from the server, and ends when the visitor leaves the site or remains idle beyond the idle-time limit. The default idle-time limit is thirty minutes. This time limit can be changed by the system administrator.

%

Percentage of total visits from this state or province.



Report Descriptions

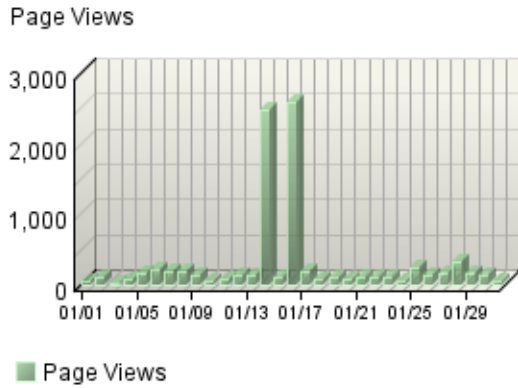
This information can help you meet the needs of your target audience as well as discover new audiences. Consider how you can make the content comprehensive and relevant to an international audience.

Note: Use this information carefully, because it is based on Internet registration and may not always be an accurate identifier of the visitor's actual location.

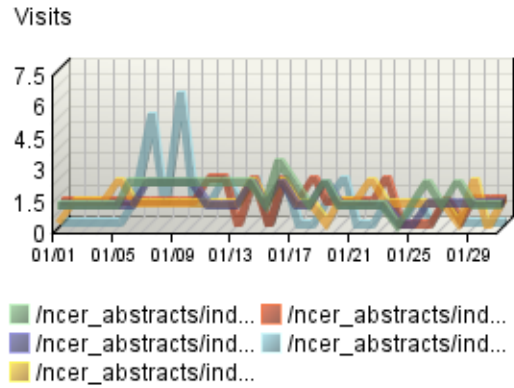
Pages Dashboard

This displays key graphs and tables that provide an overview of the Pages chapter. When viewing through the on-demand interface, you can click on the title of a graph or table to navigate to the corresponding page.

Page Views Trend



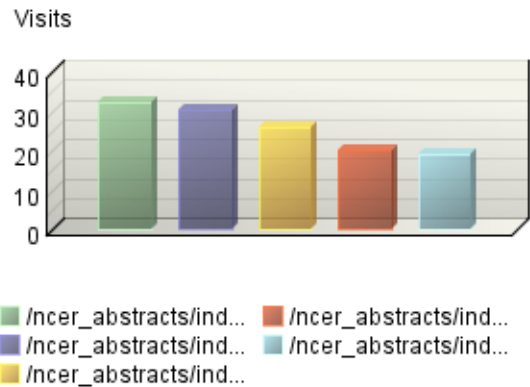
Pages by Visits Trend



Content Groups by Visits

No data is available for this graph.

Entry Pages

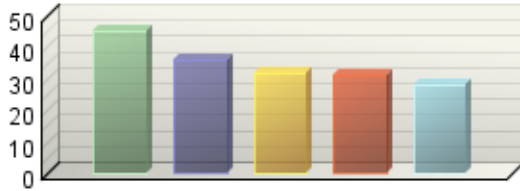


Page View Summary

Page Views	8,792
Average per Day	283
Average Page Views per Visit	4.4

Pages by Visits

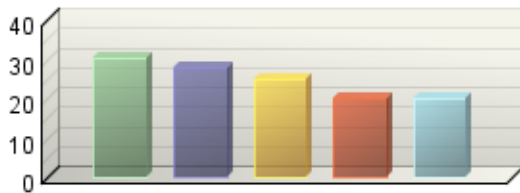
Visits



/ncer_abstracts/ind... /ncer_abstracts/ind...
/ncer_abstracts/ind... /ncer_abstracts/ind...
/ncer_abstracts/ind...

Exit Pages


Visits



/ncer_abstracts/ind... /ncer_abstracts/ind...
/ncer_abstracts/ind... /ncer_abstracts/ind...
/ncer_abstracts/ind...

Directories by Visits

Visits

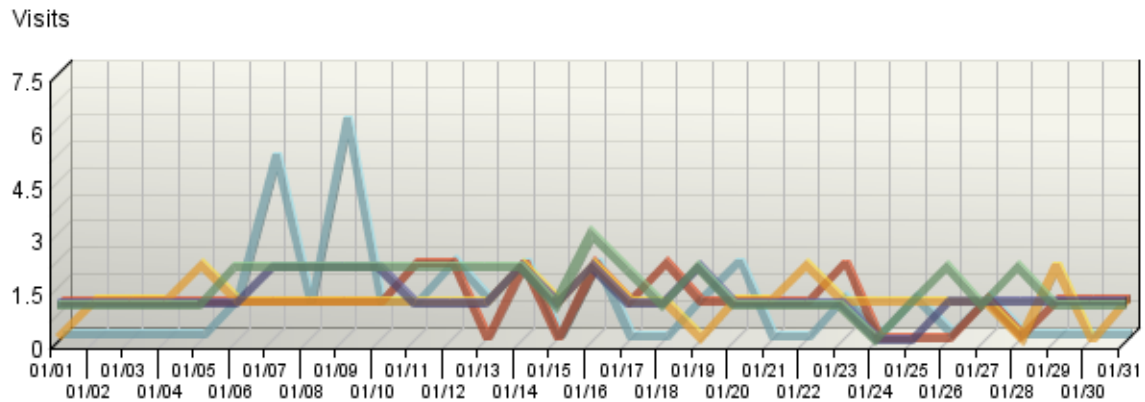


/ncer_abstracts/index.cfm/fuseaction

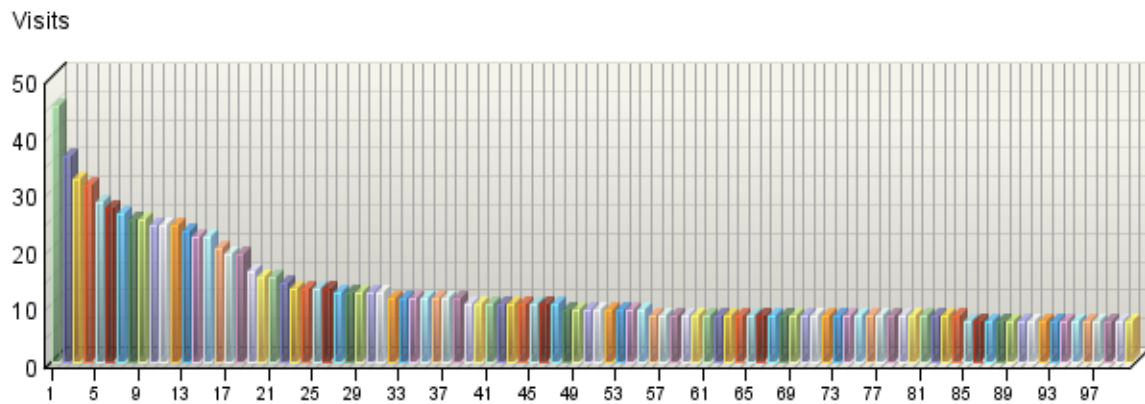
Pages

This identifies the most popular web pages on your site and shows you the number of visits for each, and displays the average length of time the page was viewed.

Pages by Visits Trend



Pages by Visits



Pages

	Pages	Visits	Views	Average Time Viewed
■ 1.	http://cfpub.epa.gov/ncer_abstracts/index.cfm/fuseaction/display.abstractDetail/abstract/6051/report/F/	45	57	00:04:38

	Pages	Visits	Views	Average Time Viewed
2.	http://cfpub.epa.gov/ncer/abstracts/index.cfm/fuseaction/display.abstractDetail/abstract/6969/report/F/	36	43	00:10:24
3.	http://cfpub.epa.gov/ncer/abstracts/index.cfm/fuseaction/display.abstractDetail/abstract/5235/report/F/	32	32	00:00:01
4.	http://cfpub.epa.gov/ncer/abstracts/index.cfm/fuseaction/display.abstractDetail/abstract/1704/report/F/	31	33	00:02:44
5.	http://cfpub.epa.gov/ncer/abstracts/index.cfm/fuseaction/display.abstractDetail/abstract/987/report/F/	28	41	00:02:28
6.	http://cfpub.epa.gov/ncer/abstracts/index.cfm/fuseaction/display.abstractDetail/abstract/346/report/F/	27	31	00:04:36
7.	http://cfpub.epa.gov/ncer/abstracts/index.cfm/fuseaction/display.abstractDetail/abstract/7482/report/F/	26	28	00:01:05
8.	http://cfpub.epa.gov/ncer/abstracts/index.cfm/fuseaction/display.abstractDetail/abstract/6311/report/F/	25	25	00:02:39
9.	http://cfpub.epa.gov/ncer/abstracts/index.cfm/fuseaction/display.abstractDetail/abstract/1741/report/F/	25	25	00:01:20
10.	http://cfpub.epa.gov/ncer/abstracts/index.cfm/fuseaction/display.abstractDetail/abstract/5280/report/F/	24	26	00:01:14
11.	http://cfpub.epa.gov/ncer/abstracts/index.cfm/fuseaction/display.abstractDetail/abstract/6956/report/F/	24	24	00:00:11
12.	http://cfpub.epa.gov/ncer/abstracts/index.cfm/fuseaction/display.abstractDetail/abstract/1344/report/F/	24	24	00:04:35
13.	http://cfpub.epa.gov/ncer/abstracts/index.cfm/fuseaction/display.abstractDetail/abstract/2/report/F/	23	27	00:01:48
14.	http://cfpub.epa.gov/ncer/abstracts/index.cfm/fuseaction/display.abstractDetail/abstract/5869/report/F/	22	22	00:03:01
15.	http://cfpub.epa.gov/ncer/abstracts/index.cfm/fuseaction/display.abstractDetail/abstract/1390/report/F/	22	29	00:01:11
16.	http://cfpub.epa.gov/ncer/abstracts/index.cfm/fuseaction/display.abstractDetail/abstract/1061/report/F/	20	28	00:02:47
17.	http://cfpub.epa.gov/ncer/abstracts/index.cfm/fuseaction/display.abstractDetail/abstract/2371/report/F/	19	19	00:02:33

	Pages	Visits	Views	Average Time Viewed
18.	http://cfpub.epa.gov/ncer/abstracts/index.cfm/fuseaction/display.abstractDetail/abstract/506/report/F/	19	23	00:01:11
19.	http://cfpub.epa.gov/ncer/abstracts/index.cfm/fuseaction/display.abstractDetail/abstract/22/report/F/	16	23	00:04:05
20.	http://cfpub.epa.gov/ncer/abstracts/index.cfm/fuseaction/display.abstractDetail/abstract/7973/report/F/	15	15	00:06:22
21.	http://cfpub.epa.gov/ncer/abstracts/index.cfm/fuseaction/display.abstractDetail/abstract/2368/report/F/	15	15	00:05:54
22.	http://cfpub.epa.gov/ncer/abstracts/index.cfm/fuseaction/display.abstractDetail/abstract/193/report/F/	14	17	00:01:35
23.	http://cfpub.epa.gov/ncer/abstracts/index.cfm/fuseaction/display.abstractDetail/abstract/8626/report/F/	13	17	00:04:40
24.	http://cfpub.epa.gov/ncer/abstracts/index.cfm/fuseaction/display.abstractDetail/abstract/8087/report/F/	13	16	00:02:15
25.	http://cfpub.epa.gov/ncer/abstracts/index.cfm/fuseaction/display.abstractDetail/abstract/964/report/F/	13	14	00:00:03
26.	http://cfpub.epa.gov/ncer/abstracts/index.cfm/fuseaction/display.abstractDetail/abstract/6065/report/F/	13	14	00:00:24
27.	http://cfpub.epa.gov/ncer/abstracts/index.cfm/fuseaction/display.abstractDetail/abstract/8016/report/F/	12	12	00:03:15
28.	http://cfpub.epa.gov/ncer/abstracts/index.cfm/fuseaction/display.abstractDetail/abstract/5554/report/F/	12	17	00:03:36
29.	http://cfpub.epa.gov/ncer/abstracts/index.cfm/fuseaction/display.abstractDetail/abstract/8109/report/F/	12	12	00:00:01
30.	http://cfpub.epa.gov/ncer/abstracts/index.cfm/fuseaction/display.abstractDetail/abstract/1662/report/F/	12	13	00:04:33
31.	http://cfpub.epa.gov/ncer/abstracts/index.cfm/fuseaction/display.abstractDetail/abstract/1066/report/F/	12	16	00:00:28
32.	http://cfpub.epa.gov/ncer/abstracts/index.cfm/fuseaction/display.abstractDetail/abstract/104/report/F/	11	13	00:00:32
33.	http://cfpub.epa.gov/ncer/abstracts/index.cfm/fuseaction/display.abstractDetail/abstract/8643/report/F/	11	11	00:00:00

	Pages	Visits	Views	Average Time Viewed
34.	http://cfpub.epa.gov/ncer/abstracts/index.cfm/fuseaction/display.abstractDetail/abstract/6125/report/F/	11	11	00:03:43
35.	http://cfpub.epa.gov/ncer/abstracts/index.cfm/fuseaction/display.abstractDetail/abstract/601/report/F/	11	11	00:00:01
36.	http://cfpub.epa.gov/ncer/abstracts/index.cfm/fuseaction/display.abstractDetail/abstract/355/report/F/	11	12	00:02:19
37.	http://cfpub.epa.gov/ncer/abstracts/index.cfm/fuseaction/display.abstractDetail/abstract/1063/report/F/	11	12	00:00:54
38.	http://cfpub.epa.gov/ncer/abstracts/index.cfm/fuseaction/display.abstractDetail/abstract/1023/report/F/	11	11	00:00:05
39.	http://cfpub.epa.gov/ncer/abstracts/index.cfm/fuseaction/display.abstractDetail/abstract/6160/report/F/	10	11	00:08:53
40.	http://cfpub.epa.gov/ncer/abstracts/index.cfm/fuseaction/display.abstractDetail/abstract/7386/report/F/	10	11	00:00:38
41.	http://cfpub.epa.gov/ncer/abstracts/index.cfm/fuseaction/display.abstractDetail/abstract/5291/report/F/	10	10	00:00:38
42.	http://cfpub.epa.gov/ncer/abstracts/index.cfm/fuseaction/display.abstractDetail/abstract/8627/report/F/	10	10	00:05:45
43.	http://cfpub.epa.gov/ncer/abstracts/index.cfm/fuseaction/display.abstractDetail/abstract/5336/report/F/	10	12	00:05:43
44.	http://cfpub.epa.gov/ncer/abstracts/index.cfm/fuseaction/display.abstractDetail/abstract/8623/report/F/	10	13	00:02:39
45.	http://cfpub.epa.gov/ncer/abstracts/index.cfm/fuseaction/display.abstractDetail/abstract/706/report/F/	10	14	00:02:32
46.	http://cfpub.epa.gov/ncer/abstracts/index.cfm/fuseaction/display.abstractDetail/abstract/7362/report/F/	10	11	00:00:56
47.	http://cfpub.epa.gov/ncer/abstracts/index.cfm/fuseaction/display.abstractDetail/abstract/6170/report/F/	10	10	00:02:05
48.	http://cfpub.epa.gov/ncer/abstracts/index.cfm/fuseaction/display.abstractDetail/abstract/5281/report/F/	9	17	00:02:35
49.	http://cfpub.epa.gov/ncer/abstracts/index.cfm/fuseaction/display.abstractDetail/abstract/1215/report/F/	9	9	00:00:01

	Pages	Visits	Views	Average Time Viewed
50.	http://cfpub.epa.gov/ncer/abstracts/index.cfm/fuseaction/display.abstractDetail/abstract/1706/report/F/	9	9	00:00:01
51.	http://cfpub.epa.gov/ncer/abstracts/index.cfm/fuseaction/display.abstractDetail/abstract/7008/report/F/	9	9	00:00:44
52.	http://cfpub.epa.gov/ncer/abstracts/index.cfm/fuseaction/display.abstractDetail/abstract/8734/report/F/	9	12	00:03:16
53.	http://cfpub.epa.gov/ncer/abstracts/index.cfm/fuseaction/display.abstractDetail/abstract/8622/report/F/	9	11	00:02:08
54.	http://cfpub.epa.gov/ncer/abstracts/index.cfm/fuseaction/display.abstractDetail/abstract/6042/report/F/	9	9	00:01:36
55.	http://cfpub.epa.gov/ncer/abstracts/index.cfm/fuseaction/display.abstractDetail/abstract/536/report/F/	9	9	00:00:01
56.	http://cfpub.epa.gov/ncer/abstracts/index.cfm/fuseaction/display.abstractDetail/abstract/668/report/F/	8	9	00:00:34
57.	http://cfpub.epa.gov/ncer/abstracts/index.cfm/fuseaction/display.abstractDetail/abstract/1843/report/F/	8	9	00:03:47
58.	http://cfpub.epa.gov/ncer/abstracts/index.cfm/fuseaction/display.abstractDetail/abstract/7952/report/F/	8	9	00:00:56
59.	http://cfpub.epa.gov/ncer/abstracts/index.cfm/fuseaction/display.abstractDetail/abstract/1980/report/F/	8	12	00:04:22
60.	http://cfpub.epa.gov/ncer/abstracts/index.cfm/fuseaction/display.abstractDetail/abstract/712/report/F/	8	8	00:00:05
61.	http://cfpub.epa.gov/ncer/abstracts/index.cfm/fuseaction/display.abstractDetail/abstract/5312/report/F/	8	8	00:02:44
62.	http://cfpub.epa.gov/ncer/abstracts/index.cfm/fuseaction/display.abstractDetail/abstract/7345/report/F/	8	9	00:00:50
63.	http://cfpub.epa.gov/ncer/abstracts/index.cfm/fuseaction/display.abstractDetail/abstract/1931/report/F/	8	10	00:03:57
64.	http://cfpub.epa.gov/ncer/abstracts/index.cfm/fuseaction/display.abstractDetail/abstract/5241/report/F/	8	12	00:00:46
65.	http://cfpub.epa.gov/ncer/abstracts/index.cfm/fuseaction/display.abstractDetail/abstract/797/report/F/	8	10	00:02:29

	Pages	Visits	Views	Average Time Viewed
66.	http://cfpub.epa.gov/ncer/abstracts/index.cfm/fuseaction/display.abstractDetail/abstract/8104/report/F/	8	8	00:04:31
67.	http://cfpub.epa.gov/ncer/abstracts/index.cfm/fuseaction/display.abstractDetail/abstract/985/report/F/	8	8	00:00:01
68.	http://cfpub.epa.gov/ncer/abstracts/index.cfm/fuseaction/display.abstractDetail/abstract/5601/report/F/	8	9	00:00:47
69.	http://cfpub.epa.gov/ncer/abstracts/index.cfm/fuseaction/display.abstractDetail/abstract/1128/report/F/	8	8	00:00:44
70.	http://cfpub.epa.gov/ncer/abstracts/index.cfm/fuseaction/display.abstractDetail/abstract/5535/report/F/	8	9	00:01:07
71.	http://cfpub.epa.gov/ncer/abstracts/index.cfm/fuseaction/display.abstractDetail/abstract/1841/report/F/	8	10	00:01:15
72.	http://cfpub.epa.gov/ncer/abstracts/index.cfm/fuseaction/display.abstractDetail/abstract/1057/report/F/	8	8	00:00:02
73.	http://cfpub.epa.gov/ncer/abstracts/index.cfm/fuseaction/display.abstractDetail/abstract/1042/report/F/	8	8	00:04:02
74.	http://cfpub.epa.gov/ncer/abstracts/index.cfm/fuseaction/display.abstractDetail/abstract/1607/report/F/	8	10	00:00:01
75.	http://cfpub.epa.gov/ncer/abstracts/index.cfm/fuseaction/display.abstractDetail/abstract/6954/report/F/	8	9	00:00:13
76.	http://cfpub.epa.gov/ncer/abstracts/index.cfm/fuseaction/display.abstractDetail/abstract/7181/report/F/	8	9	00:04:21
77.	http://cfpub.epa.gov/ncer/abstracts/index.cfm/fuseaction/display.abstractDetail/abstract/7879/report/F/	8	11	00:06:02
78.	http://cfpub.epa.gov/ncer/abstracts/index.cfm/fuseaction/display.abstractDetail/abstract/286/report/F/	8	10	00:00:18
79.	http://cfpub.epa.gov/ncer/abstracts/index.cfm/fuseaction/display.abstractDetail/abstract/647/report/F/	8	9	00:01:50
80.	http://cfpub.epa.gov/ncer/abstracts/index.cfm/fuseaction/display.abstractDetail/abstract/7451/report/F/	8	12	00:06:17
81.	http://cfpub.epa.gov/ncer/abstracts/index.cfm/fuseaction/display.abstractDetail/abstract/8613/report/F/	8	8	00:01:32

	Pages	Visits	Views	Average Time Viewed
82.	http://cfpub.epa.gov/ncer/abstracts/index.cfm/fuseaction/display.abstractDetail/abstract/5595/report/F/	8	9	00:00:38
83.	http://cfpub.epa.gov/ncer/abstracts/index.cfm/fuseaction/display.abstractDetail/abstract/1727/report/F/	8	8	00:00:00
84.	http://cfpub.epa.gov/ncer/abstracts/index.cfm/fuseaction/display.abstractDetail/abstract/2393/report/F/	8	11	00:02:10
85.	http://cfpub.epa.gov/ncer/abstracts/index.cfm/fuseaction/display.abstractDetail/abstract/7001/report/F/	7	8	00:01:29
86.	http://cfpub.epa.gov/ncer/abstracts/index.cfm/fuseaction/display.abstractDetail/abstract/7492/report/F/	7	7	00:01:35
87.	http://cfpub.epa.gov/ncer/abstracts/index.cfm/fuseaction/display.abstractDetail/abstract/945/report/F/	7	7	00:00:00
88.	http://cfpub.epa.gov/ncer/abstracts/index.cfm/fuseaction/display.abstractDetail/abstract/8726/report/F/	7	9	00:01:59
89.	http://cfpub.epa.gov/ncer/abstracts/index.cfm/fuseaction/display.abstractDetail/abstract/5378/report/F/	7	8	00:00:16
90.	http://cfpub.epa.gov/ncer/abstracts/index.cfm/fuseaction/display.abstractDetail/abstract/701/report/F/	7	7	00:00:20
91.	http://cfpub.epa.gov/ncer/abstracts/index.cfm/fuseaction/display.abstractDetail/abstract/8635/report/F/	7	7	00:00:06
92.	http://cfpub.epa.gov/ncer/abstracts/index.cfm/fuseaction/display.abstractDetail/abstract/7855/report/F/	7	7	00:01:46
93.	http://cfpub.epa.gov/ncer/abstracts/index.cfm/fuseaction/display.abstractDetail/abstract/5403/report/F/	7	7	00:04:06
94.	http://cfpub.epa.gov/ncer/abstracts/index.cfm/fuseaction/display.abstractDetail/abstract/8696/report/F/	7	21	00:00:01
95.	http://cfpub.epa.gov/ncer/abstracts/index.cfm/fuseaction/display.abstractDetail/abstract/2399/report/F/	7	9	00:00:12
96.	http://cfpub.epa.gov/ncer/abstracts/index.cfm/fuseaction/display.abstractDetail/abstract/1926/report/F/	7	7	00:00:01
97.	http://cfpub.epa.gov/ncer/abstracts/index.cfm/fuseaction/display.abstractDetail/abstract/285/report/F/	7	13	00:04:56

	Pages	Visits	Views	Average Time Viewed
98.	http://cfpub.epa.gov/ncer/abstracts/index.cfm/fuseaction/display.abstractDetail/abstract/198/report/F/	7	8	00:01:55
99.	http://cfpub.epa.gov/ncer/abstracts/index.cfm/fuseaction/display.abstractDetail/abstract/6362/report/F/	7	7	00:01:48
100.	http://cfpub.epa.gov/ncer/abstracts/index.cfm/fuseaction/display.abstractDetail/abstract/5310/report/F/	7	8	00:04:55
101.	http://cfpub.epa.gov/ncer/abstracts/index.cfm/fuseaction/display.abstractDetail/abstract/6156/report/F/	7	7	00:00:05
102.	http://cfpub.epa.gov/ncer/abstracts/index.cfm/fuseaction/display.abstractDetail/abstract/2370/report/F/	7	7	00:00:10
103.	http://cfpub.epa.gov/ncer/abstracts/index.cfm/fuseaction/display.abstractDetail/abstract/7503/report/F/	7	7	00:05:54
104.	http://cfpub.epa.gov/ncer/abstracts/index.cfm/fuseaction/display.abstractDetail/abstract/77/report/F/	7	8	00:02:34
105.	http://cfpub.epa.gov/ncer/abstracts/index.cfm/fuseaction/display.abstractDetail/abstract/5339/report/F/	7	8	00:00:17
106.	http://cfpub.epa.gov/ncer/abstracts/index.cfm/fuseaction/display.abstractDetail/abstract/8624/report/F/	7	8	00:00:02
107.	http://cfpub.epa.gov/ncer/abstracts/index.cfm/fuseaction/display.abstractDetail/abstract/6223/report/F/	7	7	00:00:38
108.	http://cfpub.epa.gov/ncer/abstracts/index.cfm/fuseaction/display.abstractDetail/abstract/202/report/F/	7	7	00:08:36
109.	http://cfpub.epa.gov/ncer/abstracts/index.cfm/fuseaction/display.abstractDetail/abstract/7140/report/F/	7	8	00:00:00
110.	http://cfpub.epa.gov/ncer/abstracts/index.cfm/fuseaction/display.abstractDetail/abstract/5304/report/F/	7	8	00:01:15
111.	http://cfpub.epa.gov/ncer/abstracts/index.cfm/fuseaction/display.abstractDetail/abstract/6361/report/F/	7	7	00:06:34
112.	http://cfpub.epa.gov/ncer/abstracts/index.cfm/fuseaction/display.abstractDetail/abstract/5251/report/F/	7	11	00:02:07
113.	http://cfpub.epa.gov/ncer/abstracts/index.cfm/fuseaction/display.abstractDetail/abstract/5273/report/F/	7	7	00:00:01

	Pages	Visits	Views	Average Time Viewed
■ 114.	http://cfpub.epa.gov/ncer_abstracts/index.cfm/fuseaction/display.abstractDetail/abstract/1237/report/F/	7	10	00:05:35
■ 115.	http://cfpub.epa.gov/ncer_abstracts/index.cfm/fuseaction/display.abstractDetail/abstract/1089/report/F/	7	10	00:03:04
■ 116.	http://cfpub.epa.gov/ncer_abstracts/index.cfm/fuseaction/display.abstractDetail/abstract/8629/report/F/	7	7	00:00:49
■ 117.	http://cfpub.epa.gov/ncer_abstracts/index.cfm/fuseaction/display.abstractDetail/abstract/865/report/F/	7	8	00:00:02
■ 118.	http://cfpub.epa.gov/ncer_abstracts/index.cfm/fuseaction/display.abstractDetail/abstract/938/report/F/	7	10	00:02:01
■ 119.	http://cfpub.epa.gov/ncer_abstracts/index.cfm/fuseaction/display.abstractDetail/abstract/7136/report/F/	7	9	00:05:19
■ 120.	http://cfpub.epa.gov/ncer_abstracts/index.cfm/fuseaction/display.abstractDetail/abstract/123/report/F/	7	7	00:04:38
■ 121.	http://cfpub.epa.gov/ncer_abstracts/index.cfm/fuseaction/display.abstractDetail/abstract/7832/report/F/	7	10	00:00:33
■ 122.	http://cfpub.epa.gov/ncer_abstracts/index.cfm/fuseaction/display.abstractDetail/abstract/6019/report/F/	7	8	00:00:03
■ 123.	http://cfpub.epa.gov/ncer_abstracts/index.cfm/fuseaction/display.abstractDetail/abstract/908/report/F/	7	8	00:00:34
■ 124.	http://cfpub.epa.gov/ncer_abstracts/index.cfm/fuseaction/display.abstractDetail/abstract/1289/report/F/	7	7	00:00:00
■ 125.	http://cfpub.epa.gov/ncer_abstracts/index.cfm/fuseaction/display.abstractDetail/abstract/7350/report/F/	7	7	00:00:27
■ 126.	http://cfpub.epa.gov/ncer_abstracts/index.cfm/fuseaction/display.abstractDetail/abstract/6183/report/F/	7	10	00:00:21
■ 127.	http://cfpub.epa.gov/ncer_abstracts/index.cfm/fuseaction/display.abstractDetail/abstract/1755/report/F/	7	7	00:00:52
■ 128.	http://cfpub.epa.gov/ncer_abstracts/index.cfm/fuseaction/display.abstractDetail/abstract/7166/report/F/	7	7	00:00:49
■ 129.	http://cfpub.epa.gov/ncer_abstracts/index.cfm/fuseaction/display.abstractDetail/abstract/2177/report/F/	7	7	00:00:01

	Pages	Visits	Views	Average Time Viewed
■	130. http://cfpub.epa.gov/ncer_abstracts/index.cfm/fuseaction/display.abstractDetail/abstract/8625/report/F/	7	8	00:02:00
■	131. http://cfpub.epa.gov/ncer_abstracts/index.cfm/fuseaction/display.abstractDetail/abstract/6238/report/F/	7	7	00:05:20
■	132. http://cfpub.epa.gov/ncer_abstracts/index.cfm/fuseaction/display.abstractDetail/abstract/780/report/F/	7	8	00:00:29
■	133. http://cfpub.epa.gov/ncer_abstracts/index.cfm/fuseaction/display.abstractDetail/abstract/76/report/F/	6	6	00:00:05
■	134. http://cfpub.epa.gov/ncer_abstracts/index.cfm/fuseaction/display.abstractDetail/abstract/127/report/F/	6	6	00:00:07
■	135. http://cfpub.epa.gov/ncer_abstracts/index.cfm/fuseaction/display.abstractDetail/abstract/8101/report/F/	6	7	00:01:41
■	136. http://cfpub.epa.gov/ncer_abstracts/index.cfm/fuseaction/display.abstractDetail/abstract/813/report/F/	6	7	00:00:07
■	137. http://cfpub.epa.gov/ncer_abstracts/index.cfm/fuseaction/display.abstractDetail/abstract/947/report/F/	6	6	00:00:00
■	138. http://cfpub.epa.gov/ncer_abstracts/index.cfm/fuseaction/display.abstractDetail/abstract/5597/report/F/	6	6	00:00:00
■	139. http://cfpub.epa.gov/ncer_abstracts/index.cfm/fuseaction/display.abstractDetail/abstract/877/report/F/	6	6	00:00:00
■	140. http://cfpub.epa.gov/ncer_abstracts/index.cfm/fuseaction/display.abstractDetail/abstract/2363/report/F/	6	6	00:00:11
■	141. http://cfpub.epa.gov/ncer_abstracts/index.cfm/fuseaction/display.abstractDetail/abstract/1098/report/F/	6	9	00:02:44
■	142. http://cfpub.epa.gov/ncer_abstracts/index.cfm/fuseaction/display.abstractDetail/abstract/7325/report/F/	6	7	00:02:36
■	143. http://cfpub.epa.gov/ncer_abstracts/index.cfm/fuseaction/display.abstractDetail/abstract/5774/report/F/	6	6	00:00:52
■	144. http://cfpub.epa.gov/ncer_abstracts/index.cfm/fuseaction/display.abstractDetail/abstract/5783/report/F/	6	7	00:00:19
■	145. http://cfpub.epa.gov/ncer_abstracts/index.cfm/fuseaction/display.abstractDetail/abstract/980/report/F/	6	7	00:00:13

	Pages	Visits	Views	Average Time Viewed
■	146. http://cfpub.epa.gov/ncer_abstracts/index.cfm/fuseaction/display.abstractDetail/abstract/1067/report/F/	6	9	00:05:15
■	147. http://cfpub.epa.gov/ncer_abstracts/index.cfm/fuseaction/display.abstractDetail/abstract/5671/report/F/	6	6	00:02:17
■	148. http://cfpub.epa.gov/ncer_abstracts/index.cfm/fuseaction/display.abstractDetail/abstract/7947/report/F/	6	7	00:00:03
■	149. http://cfpub.epa.gov/ncer_abstracts/index.cfm/fuseaction/display.abstractDetail/abstract/175/report/F/	6	6	00:00:24
■	150. http://cfpub.epa.gov/ncer_abstracts/index.cfm/fuseaction/display.abstractDetail/abstract/174/report/F/	6	6	00:00:07
■	151. http://cfpub.epa.gov/ncer_abstracts/index.cfm/fuseaction/display.abstractDetail/abstract/366/report/F/	6	6	00:02:59
■	152. http://cfpub.epa.gov/ncer_abstracts/index.cfm/fuseaction/display.abstractDetail/abstract/173/report/F/	6	6	00:02:21
■	153. http://cfpub.epa.gov/ncer_abstracts/index.cfm/fuseaction/display.abstractDetail/abstract/7933/report/F/	6	6	00:00:00
■	154. http://cfpub.epa.gov/ncer_abstracts/index.cfm/fuseaction/display.abstractDetail/abstract/61/report/F/	6	6	00:00:01
■	155. http://cfpub.epa.gov/ncer_abstracts/index.cfm/fuseaction/display.abstractDetail/abstract/6017/report/F/	6	7	00:01:08
■	156. http://cfpub.epa.gov/ncer_abstracts/index.cfm/fuseaction/display.abstractDetail/abstract/5380/report/F/	6	7	00:06:05
■	157. http://cfpub.epa.gov/ncer_abstracts/index.cfm/fuseaction/display.abstractDetail/abstract/873/report/F/	6	6	00:00:17
■	158. http://cfpub.epa.gov/ncer_abstracts/index.cfm/fuseaction/display.abstractDetail/abstract/5952/report/F/	6	6	00:07:03
■	159. http://cfpub.epa.gov/ncer_abstracts/index.cfm/fuseaction/display.abstractDetail/abstract/180/report/F/	6	6	00:00:20
■	160. http://cfpub.epa.gov/ncer_abstracts/index.cfm/fuseaction/display.abstractDetail/abstract/6086/report/F/	6	6	00:00:17
■	161. http://cfpub.epa.gov/ncer_abstracts/index.cfm/fuseaction/display.abstractDetail/abstract/5852/report/F/	6	6	00:01:58

	Pages	Visits	Views	Average Time Viewed
162.	http://cfpub.epa.gov/ncer/abstracts/index.cfm/fuseaction/display.abstractDetail/abstract/1110/report/F/	6	6	00:02:01
163.	http://cfpub.epa.gov/ncer/abstracts/index.cfm/fuseaction/display.abstractDetail/abstract/5611/report/F/	6	6	00:00:33
164.	http://cfpub.epa.gov/ncer/abstracts/index.cfm/fuseaction/display.abstractDetail/abstract/5414/report/F/	6	6	00:00:00
165.	http://cfpub.epa.gov/ncer/abstracts/index.cfm/fuseaction/display.abstractDetail/abstract/8301/report/F/	6	6	00:00:07
166.	http://cfpub.epa.gov/ncer/abstracts/index.cfm/fuseaction/display.abstractDetail/abstract/547/report/F/	6	8	00:00:15
167.	http://cfpub.epa.gov/ncer/abstracts/index.cfm/fuseaction/display.abstractDetail/abstract/6245/report/F/	6	6	00:00:09
168.	http://cfpub.epa.gov/ncer/abstracts/index.cfm/fuseaction/display.abstractDetail/abstract/5608/report/F/	6	6	00:00:35
169.	http://cfpub.epa.gov/ncer/abstracts/index.cfm/fuseaction/display.abstractDetail/abstract/2054/report/F/	6	6	00:02:53
170.	http://cfpub.epa.gov/ncer/abstracts/index.cfm/fuseaction/display.abstractDetail/abstract/5479/report/F/	6	8	00:01:16
171.	http://cfpub.epa.gov/ncer/abstracts/index.cfm/fuseaction/display.abstractDetail/abstract/1246/report/F/	6	6	00:00:00
172.	http://cfpub.epa.gov/ncer/abstracts/index.cfm/fuseaction/display.abstractDetail/abstract/232/report/F/	6	7	00:01:02
173.	http://cfpub.epa.gov/ncer/abstracts/index.cfm/fuseaction/display.abstractDetail/abstract/169/report/F/	6	6	00:00:03
174.	http://cfpub.epa.gov/ncer/abstracts/index.cfm/fuseaction/display.abstractDetail/abstract/443/report/F/	6	6	00:00:01
175.	http://cfpub.epa.gov/ncer/abstracts/index.cfm/fuseaction/display.abstractDetail/abstract/5318/report/F/	6	6	00:00:58
176.	http://cfpub.epa.gov/ncer/abstracts/index.cfm/fuseaction/display.abstractDetail/abstract/8715/report/F/	6	6	00:00:00
177.	http://cfpub.epa.gov/ncer/abstracts/index.cfm/fuseaction/display.abstractDetail/abstract/5696/report/F/	6	6	00:01:25

	Pages	Visits	Views	Average Time Viewed
■ 178.	http://cfpub.epa.gov/ncer_abstracts/index.cfm/fuseaction/display.abstractDetail/abstract/488/report/F/	6	8	00:01:36
■ 179.	http://cfpub.epa.gov/ncer_abstracts/index.cfm/fuseaction/display.abstractDetail/abstract/1034/report/F/	6	8	00:00:59
■ 180.	http://cfpub.epa.gov/ncer_abstracts/index.cfm/fuseaction/display.abstractDetail/abstract/5476/report/F/	6	6	00:05:21
■ 181.	http://cfpub.epa.gov/ncer_abstracts/index.cfm/fuseaction/display.abstractDetail/abstract/5293/report/F/	6	8	00:03:26
■ 182.	http://cfpub.epa.gov/ncer_abstracts/index.cfm/fuseaction/display.abstractDetail/abstract/98/report/F/	6	7	00:00:06
■ 183.	http://cfpub.epa.gov/ncer_abstracts/index.cfm/fuseaction/display.abstractDetail/abstract/8091/report/F/	6	6	00:00:18
■ 184.	http://cfpub.epa.gov/ncer_abstracts/index.cfm/fuseaction/display.abstractDetail/abstract/679/report/F/	6	6	00:06:02
■ 185.	http://cfpub.epa.gov/ncer_abstracts/index.cfm/fuseaction/display.abstractDetail/abstract/5621/report/F/	6	7	00:04:04
■ 186.	http://cfpub.epa.gov/ncer_abstracts/index.cfm/fuseaction/display.abstractDetail/abstract/678/report/F/	6	6	00:08:06
■ 187.	http://cfpub.epa.gov/ncer_abstracts/index.cfm/fuseaction/display.abstractDetail/abstract/7534/report/F/	6	6	00:04:58
■ 188.	http://cfpub.epa.gov/ncer_abstracts/index.cfm/fuseaction/display.abstractDetail/abstract/138/report/F/	6	6	00:00:10
■ 189.	http://cfpub.epa.gov/ncer_abstracts/index.cfm/fuseaction/display.abstractDetail/abstract/8718/report/F/	6	7	00:00:56
■ 190.	http://cfpub.epa.gov/ncer_abstracts/index.cfm/fuseaction/display.abstractDetail/abstract/8632/report/F/	6	6	00:02:39
■ 191.	http://cfpub.epa.gov/ncer_abstracts/index.cfm/fuseaction/display.abstractDetail/abstract/43/report/F/	6	6	00:00:01
■ 192.	http://cfpub.epa.gov/ncer_abstracts/index.cfm/fuseaction/display.abstractDetail/abstract/1190/report/F/	6	6	00:00:00
■ 193.	http://cfpub.epa.gov/ncer_abstracts/index.cfm/fuseaction/display.abstractDetail/abstract/788/report/F/	6	9	00:00:09

	Pages	Visits	Views	Average Time Viewed
194.	http://cfpub.epa.gov/ncer/abstracts/index.cfm/fuseaction/display.abstractDetail/abstract/137/report/F/	6	6	00:00:04
195.	http://cfpub.epa.gov/ncer/abstracts/index.cfm/fuseaction/display.abstractDetail/abstract/790/report/F/	6	9	00:00:05
196.	http://cfpub.epa.gov/ncer/abstracts/index.cfm/fuseaction/display.abstractDetail/abstract/496/report/F/	6	12	00:01:08
197.	http://cfpub.epa.gov/ncer/abstracts/index.cfm/fuseaction/display.abstractDetail/abstract/418/report/F/	6	6	00:00:07
198.	http://cfpub.epa.gov/ncer/abstracts/index.cfm/fuseaction/display.abstractDetail/abstract/5861/report/F/	6	6	00:00:23
199.	http://cfpub.epa.gov/ncer/abstracts/index.cfm/fuseaction/display.abstractDetail/abstract/7007/report/F/	6	9	00:03:24
200.	http://cfpub.epa.gov/ncer/abstracts/index.cfm/fuseaction/display.abstractDetail/abstract/7974/report/F/	6	8	00:05:38
Subtotal for rows: 1 - 200		-	2,124	-
Other		-	6,668	-
Total		-	8,792	-

items 1-200 of 2000

Pages

	Pages	Average Time to Serve (ms)
1.	http://cfpub.epa.gov/ncer/abstracts/index.cfm/fuseaction/display.abstractDetail/abstract/6051/report/F/	0
2.	http://cfpub.epa.gov/ncer/abstracts/index.cfm/fuseaction/display.abstractDetail/abstract/6969/report/F/	0
3.	http://cfpub.epa.gov/ncer/abstracts/index.cfm/fuseaction/display.abstractDetail/abstract/5235/report/F/	0
4.	http://cfpub.epa.gov/ncer/abstracts/index.cfm/fuseaction/display.abstractDetail/abstract/1704/report/F/	0
5.	http://cfpub.epa.gov/ncer/abstracts/index.cfm/fuseaction/display.abstractDetail/abstract/987/report/F/	0

	Pages	Average Time to Serve (ms)
6.	http://cfpub.epa.gov/ncer/abstracts/index.cfm/fuseaction/display.abstractDetail/abstract/346/report/F/	0
7.	http://cfpub.epa.gov/ncer/abstracts/index.cfm/fuseaction/display.abstractDetail/abstract/7482/report/F/	0
8.	http://cfpub.epa.gov/ncer/abstracts/index.cfm/fuseaction/display.abstractDetail/abstract/6311/report/F/	0
9.	http://cfpub.epa.gov/ncer/abstracts/index.cfm/fuseaction/display.abstractDetail/abstract/1741/report/F/	0
10.	http://cfpub.epa.gov/ncer/abstracts/index.cfm/fuseaction/display.abstractDetail/abstract/5280/report/F/	0
11.	http://cfpub.epa.gov/ncer/abstracts/index.cfm/fuseaction/display.abstractDetail/abstract/6956/report/F/	0
12.	http://cfpub.epa.gov/ncer/abstracts/index.cfm/fuseaction/display.abstractDetail/abstract/1344/report/F/	0
13.	http://cfpub.epa.gov/ncer/abstracts/index.cfm/fuseaction/display.abstractDetail/abstract/2/report/F/	0
14.	http://cfpub.epa.gov/ncer/abstracts/index.cfm/fuseaction/display.abstractDetail/abstract/5869/report/F/	0
15.	http://cfpub.epa.gov/ncer/abstracts/index.cfm/fuseaction/display.abstractDetail/abstract/1390/report/F/	0
16.	http://cfpub.epa.gov/ncer/abstracts/index.cfm/fuseaction/display.abstractDetail/abstract/1061/report/F/	0
17.	http://cfpub.epa.gov/ncer/abstracts/index.cfm/fuseaction/display.abstractDetail/abstract/2371/report/F/	0
18.	http://cfpub.epa.gov/ncer/abstracts/index.cfm/fuseaction/display.abstractDetail/abstract/506/report/F/	0
19.	http://cfpub.epa.gov/ncer/abstracts/index.cfm/fuseaction/display.abstractDetail/abstract/22/report/F/	0
20.	http://cfpub.epa.gov/ncer/abstracts/index.cfm/fuseaction/display.abstractDetail/abstract/7973/report/F/	0
21.	http://cfpub.epa.gov/ncer/abstracts/index.cfm/fuseaction/display.abstractDetail/abstract/2368/report/F/	0

	Pages	Average Time to Serve (ms)
22.	http://cfpub.epa.gov/ncer_abstracts/index.cfm/fuseaction/display.abstractDetail/abstract/193/report/F/	0
23.	http://cfpub.epa.gov/ncer_abstracts/index.cfm/fuseaction/display.abstractDetail/abstract/8626/report/F/	0
24.	http://cfpub.epa.gov/ncer_abstracts/index.cfm/fuseaction/display.abstractDetail/abstract/8087/report/F/	0
25.	http://cfpub.epa.gov/ncer_abstracts/index.cfm/fuseaction/display.abstractDetail/abstract/964/report/F/	0
26.	http://cfpub.epa.gov/ncer_abstracts/index.cfm/fuseaction/display.abstractDetail/abstract/6065/report/F/	0
27.	http://cfpub.epa.gov/ncer_abstracts/index.cfm/fuseaction/display.abstractDetail/abstract/8016/report/F/	0
28.	http://cfpub.epa.gov/ncer_abstracts/index.cfm/fuseaction/display.abstractDetail/abstract/5554/report/F/	0
29.	http://cfpub.epa.gov/ncer_abstracts/index.cfm/fuseaction/display.abstractDetail/abstract/8109/report/F/	0
30.	http://cfpub.epa.gov/ncer_abstracts/index.cfm/fuseaction/display.abstractDetail/abstract/1662/report/F/	0
31.	http://cfpub.epa.gov/ncer_abstracts/index.cfm/fuseaction/display.abstractDetail/abstract/1066/report/F/	0
32.	http://cfpub.epa.gov/ncer_abstracts/index.cfm/fuseaction/display.abstractDetail/abstract/104/report/F/	0
33.	http://cfpub.epa.gov/ncer_abstracts/index.cfm/fuseaction/display.abstractDetail/abstract/8643/report/F/	0
34.	http://cfpub.epa.gov/ncer_abstracts/index.cfm/fuseaction/display.abstractDetail/abstract/6125/report/F/	0
35.	http://cfpub.epa.gov/ncer_abstracts/index.cfm/fuseaction/display.abstractDetail/abstract/601/report/F/	0
36.	http://cfpub.epa.gov/ncer_abstracts/index.cfm/fuseaction/display.abstractDetail/abstract/355/report/F/	0
37.	http://cfpub.epa.gov/ncer_abstracts/index.cfm/fuseaction/display.abstractDetail/abstract/1063/report/F/	0

	Pages	Average Time to Serve (ms)
38.	http://cfpub.epa.gov/ncer/abstracts/index.cfm/fuseaction/display.abstractDetail/abstract/1023/report/F/	0
39.	http://cfpub.epa.gov/ncer/abstracts/index.cfm/fuseaction/display.abstractDetail/abstract/6160/report/F/	0
40.	http://cfpub.epa.gov/ncer/abstracts/index.cfm/fuseaction/display.abstractDetail/abstract/7386/report/F/	0
41.	http://cfpub.epa.gov/ncer/abstracts/index.cfm/fuseaction/display.abstractDetail/abstract/5291/report/F/	0
42.	http://cfpub.epa.gov/ncer/abstracts/index.cfm/fuseaction/display.abstractDetail/abstract/8627/report/F/	0
43.	http://cfpub.epa.gov/ncer/abstracts/index.cfm/fuseaction/display.abstractDetail/abstract/5336/report/F/	0
44.	http://cfpub.epa.gov/ncer/abstracts/index.cfm/fuseaction/display.abstractDetail/abstract/8623/report/F/	0
45.	http://cfpub.epa.gov/ncer/abstracts/index.cfm/fuseaction/display.abstractDetail/abstract/706/report/F/	0
46.	http://cfpub.epa.gov/ncer/abstracts/index.cfm/fuseaction/display.abstractDetail/abstract/7362/report/F/	0
47.	http://cfpub.epa.gov/ncer/abstracts/index.cfm/fuseaction/display.abstractDetail/abstract/6170/report/F/	0
48.	http://cfpub.epa.gov/ncer/abstracts/index.cfm/fuseaction/display.abstractDetail/abstract/5281/report/F/	0
49.	http://cfpub.epa.gov/ncer/abstracts/index.cfm/fuseaction/display.abstractDetail/abstract/1215/report/F/	0
50.	http://cfpub.epa.gov/ncer/abstracts/index.cfm/fuseaction/display.abstractDetail/abstract/1706/report/F/	0
51.	http://cfpub.epa.gov/ncer/abstracts/index.cfm/fuseaction/display.abstractDetail/abstract/7008/report/F/	0
52.	http://cfpub.epa.gov/ncer/abstracts/index.cfm/fuseaction/display.abstractDetail/abstract/8734/report/F/	0
53.	http://cfpub.epa.gov/ncer/abstracts/index.cfm/fuseaction/display.abstractDetail/abstract/8622/report/F/	0

	Pages	Average Time to Serve (ms)
54.	http://cfpub.epa.gov/ncer/abstracts/index.cfm/fuseaction/display.abstractDetail/abstract/6042/report/F/	0
55.	http://cfpub.epa.gov/ncer/abstracts/index.cfm/fuseaction/display.abstractDetail/abstract/536/report/F/	0
56.	http://cfpub.epa.gov/ncer/abstracts/index.cfm/fuseaction/display.abstractDetail/abstract/668/report/F/	0
57.	http://cfpub.epa.gov/ncer/abstracts/index.cfm/fuseaction/display.abstractDetail/abstract/1843/report/F/	0
58.	http://cfpub.epa.gov/ncer/abstracts/index.cfm/fuseaction/display.abstractDetail/abstract/7952/report/F/	0
59.	http://cfpub.epa.gov/ncer/abstracts/index.cfm/fuseaction/display.abstractDetail/abstract/1980/report/F/	0
60.	http://cfpub.epa.gov/ncer/abstracts/index.cfm/fuseaction/display.abstractDetail/abstract/712/report/F/	0
61.	http://cfpub.epa.gov/ncer/abstracts/index.cfm/fuseaction/display.abstractDetail/abstract/5312/report/F/	0
62.	http://cfpub.epa.gov/ncer/abstracts/index.cfm/fuseaction/display.abstractDetail/abstract/7345/report/F/	0
63.	http://cfpub.epa.gov/ncer/abstracts/index.cfm/fuseaction/display.abstractDetail/abstract/1931/report/F/	0
64.	http://cfpub.epa.gov/ncer/abstracts/index.cfm/fuseaction/display.abstractDetail/abstract/5241/report/F/	0
65.	http://cfpub.epa.gov/ncer/abstracts/index.cfm/fuseaction/display.abstractDetail/abstract/797/report/F/	0
66.	http://cfpub.epa.gov/ncer/abstracts/index.cfm/fuseaction/display.abstractDetail/abstract/8104/report/F/	0
67.	http://cfpub.epa.gov/ncer/abstracts/index.cfm/fuseaction/display.abstractDetail/abstract/985/report/F/	0
68.	http://cfpub.epa.gov/ncer/abstracts/index.cfm/fuseaction/display.abstractDetail/abstract/5601/report/F/	0
69.	http://cfpub.epa.gov/ncer/abstracts/index.cfm/fuseaction/display.abstractDetail/abstract/1128/report/F/	0

	Pages	Average Time to Serve (ms)
70.	http://cfpub.epa.gov/ncer/abstracts/index.cfm/fuseaction/display.abstractDetail/abstract/5535/report/F/	0
71.	http://cfpub.epa.gov/ncer/abstracts/index.cfm/fuseaction/display.abstractDetail/abstract/1841/report/F/	0
72.	http://cfpub.epa.gov/ncer/abstracts/index.cfm/fuseaction/display.abstractDetail/abstract/1057/report/F/	0
73.	http://cfpub.epa.gov/ncer/abstracts/index.cfm/fuseaction/display.abstractDetail/abstract/1042/report/F/	0
74.	http://cfpub.epa.gov/ncer/abstracts/index.cfm/fuseaction/display.abstractDetail/abstract/1607/report/F/	0
75.	http://cfpub.epa.gov/ncer/abstracts/index.cfm/fuseaction/display.abstractDetail/abstract/6954/report/F/	0
76.	http://cfpub.epa.gov/ncer/abstracts/index.cfm/fuseaction/display.abstractDetail/abstract/7181/report/F/	0
77.	http://cfpub.epa.gov/ncer/abstracts/index.cfm/fuseaction/display.abstractDetail/abstract/7879/report/F/	0
78.	http://cfpub.epa.gov/ncer/abstracts/index.cfm/fuseaction/display.abstractDetail/abstract/286/report/F/	0
79.	http://cfpub.epa.gov/ncer/abstracts/index.cfm/fuseaction/display.abstractDetail/abstract/647/report/F/	0
80.	http://cfpub.epa.gov/ncer/abstracts/index.cfm/fuseaction/display.abstractDetail/abstract/7451/report/F/	0
81.	http://cfpub.epa.gov/ncer/abstracts/index.cfm/fuseaction/display.abstractDetail/abstract/8613/report/F/	0
82.	http://cfpub.epa.gov/ncer/abstracts/index.cfm/fuseaction/display.abstractDetail/abstract/5595/report/F/	0
83.	http://cfpub.epa.gov/ncer/abstracts/index.cfm/fuseaction/display.abstractDetail/abstract/1727/report/F/	0
84.	http://cfpub.epa.gov/ncer/abstracts/index.cfm/fuseaction/display.abstractDetail/abstract/2393/report/F/	0
85.	http://cfpub.epa.gov/ncer/abstracts/index.cfm/fuseaction/display.abstractDetail/abstract/7001/report/F/	0

	Pages	Average Time to Serve (ms)
86.	http://cfpub.epa.gov/ncer/abstracts/index.cfm/fuseaction/display.abstractDetail/abstract/7492/report/F/	0
87.	http://cfpub.epa.gov/ncer/abstracts/index.cfm/fuseaction/display.abstractDetail/abstract/945/report/F/	0
88.	http://cfpub.epa.gov/ncer/abstracts/index.cfm/fuseaction/display.abstractDetail/abstract/8726/report/F/	0
89.	http://cfpub.epa.gov/ncer/abstracts/index.cfm/fuseaction/display.abstractDetail/abstract/5378/report/F/	0
90.	http://cfpub.epa.gov/ncer/abstracts/index.cfm/fuseaction/display.abstractDetail/abstract/701/report/F/	0
91.	http://cfpub.epa.gov/ncer/abstracts/index.cfm/fuseaction/display.abstractDetail/abstract/8635/report/F/	0
92.	http://cfpub.epa.gov/ncer/abstracts/index.cfm/fuseaction/display.abstractDetail/abstract/7855/report/F/	0
93.	http://cfpub.epa.gov/ncer/abstracts/index.cfm/fuseaction/display.abstractDetail/abstract/5403/report/F/	0
94.	http://cfpub.epa.gov/ncer/abstracts/index.cfm/fuseaction/display.abstractDetail/abstract/8696/report/F/	0
95.	http://cfpub.epa.gov/ncer/abstracts/index.cfm/fuseaction/display.abstractDetail/abstract/2399/report/F/	0
96.	http://cfpub.epa.gov/ncer/abstracts/index.cfm/fuseaction/display.abstractDetail/abstract/1926/report/F/	0
97.	http://cfpub.epa.gov/ncer/abstracts/index.cfm/fuseaction/display.abstractDetail/abstract/285/report/F/	0
98.	http://cfpub.epa.gov/ncer/abstracts/index.cfm/fuseaction/display.abstractDetail/abstract/198/report/F/	0
99.	http://cfpub.epa.gov/ncer/abstracts/index.cfm/fuseaction/display.abstractDetail/abstract/6362/report/F/	0
100.	http://cfpub.epa.gov/ncer/abstracts/index.cfm/fuseaction/display.abstractDetail/abstract/5310/report/F/	0
101.	http://cfpub.epa.gov/ncer/abstracts/index.cfm/fuseaction/display.abstractDetail/abstract/6156/report/F/	0

	Pages	Average Time to Serve (ms)
102.	http://cfpub.epa.gov/ncer/abstracts/index.cfm/fuseaction/display.abstractDetail/abstract/2370/report/F/	0
103.	http://cfpub.epa.gov/ncer/abstracts/index.cfm/fuseaction/display.abstractDetail/abstract/7503/report/F/	0
104.	http://cfpub.epa.gov/ncer/abstracts/index.cfm/fuseaction/display.abstractDetail/abstract/77/report/F/	0
105.	http://cfpub.epa.gov/ncer/abstracts/index.cfm/fuseaction/display.abstractDetail/abstract/5339/report/F/	0
106.	http://cfpub.epa.gov/ncer/abstracts/index.cfm/fuseaction/display.abstractDetail/abstract/8624/report/F/	0
107.	http://cfpub.epa.gov/ncer/abstracts/index.cfm/fuseaction/display.abstractDetail/abstract/6223/report/F/	0
108.	http://cfpub.epa.gov/ncer/abstracts/index.cfm/fuseaction/display.abstractDetail/abstract/202/report/F/	0
109.	http://cfpub.epa.gov/ncer/abstracts/index.cfm/fuseaction/display.abstractDetail/abstract/7140/report/F/	0
110.	http://cfpub.epa.gov/ncer/abstracts/index.cfm/fuseaction/display.abstractDetail/abstract/5304/report/F/	0
111.	http://cfpub.epa.gov/ncer/abstracts/index.cfm/fuseaction/display.abstractDetail/abstract/6361/report/F/	0
112.	http://cfpub.epa.gov/ncer/abstracts/index.cfm/fuseaction/display.abstractDetail/abstract/5251/report/F/	0
113.	http://cfpub.epa.gov/ncer/abstracts/index.cfm/fuseaction/display.abstractDetail/abstract/5273/report/F/	0
114.	http://cfpub.epa.gov/ncer/abstracts/index.cfm/fuseaction/display.abstractDetail/abstract/1237/report/F/	0
115.	http://cfpub.epa.gov/ncer/abstracts/index.cfm/fuseaction/display.abstractDetail/abstract/1089/report/F/	0
116.	http://cfpub.epa.gov/ncer/abstracts/index.cfm/fuseaction/display.abstractDetail/abstract/8629/report/F/	0
117.	http://cfpub.epa.gov/ncer/abstracts/index.cfm/fuseaction/display.abstractDetail/abstract/865/report/F/	0

	Pages	Average Time to Serve (ms)
118.	http://cfpub.epa.gov/ncer_abstracts/index.cfm/fuseaction/display.abstractDetail/abstract/938/report/F/	0
119.	http://cfpub.epa.gov/ncer_abstracts/index.cfm/fuseaction/display.abstractDetail/abstract/7136/report/F/	0
120.	http://cfpub.epa.gov/ncer_abstracts/index.cfm/fuseaction/display.abstractDetail/abstract/123/report/F/	0
121.	http://cfpub.epa.gov/ncer_abstracts/index.cfm/fuseaction/display.abstractDetail/abstract/7832/report/F/	0
122.	http://cfpub.epa.gov/ncer_abstracts/index.cfm/fuseaction/display.abstractDetail/abstract/6019/report/F/	0
123.	http://cfpub.epa.gov/ncer_abstracts/index.cfm/fuseaction/display.abstractDetail/abstract/908/report/F/	0
124.	http://cfpub.epa.gov/ncer_abstracts/index.cfm/fuseaction/display.abstractDetail/abstract/1289/report/F/	0
125.	http://cfpub.epa.gov/ncer_abstracts/index.cfm/fuseaction/display.abstractDetail/abstract/7350/report/F/	0
126.	http://cfpub.epa.gov/ncer_abstracts/index.cfm/fuseaction/display.abstractDetail/abstract/6183/report/F/	0
127.	http://cfpub.epa.gov/ncer_abstracts/index.cfm/fuseaction/display.abstractDetail/abstract/1755/report/F/	0
128.	http://cfpub.epa.gov/ncer_abstracts/index.cfm/fuseaction/display.abstractDetail/abstract/7166/report/F/	0
129.	http://cfpub.epa.gov/ncer_abstracts/index.cfm/fuseaction/display.abstractDetail/abstract/2177/report/F/	0
130.	http://cfpub.epa.gov/ncer_abstracts/index.cfm/fuseaction/display.abstractDetail/abstract/8625/report/F/	0
131.	http://cfpub.epa.gov/ncer_abstracts/index.cfm/fuseaction/display.abstractDetail/abstract/6238/report/F/	0
132.	http://cfpub.epa.gov/ncer_abstracts/index.cfm/fuseaction/display.abstractDetail/abstract/780/report/F/	0
133.	http://cfpub.epa.gov/ncer_abstracts/index.cfm/fuseaction/display.abstractDetail/abstract/76/report/F/	0

	Pages	Average Time to Serve (ms)
134.	http://cfpub.epa.gov/ncer/abstracts/index.cfm/fuseaction/display.abstractDetail/abstract/127/report/F/	0
135.	http://cfpub.epa.gov/ncer/abstracts/index.cfm/fuseaction/display.abstractDetail/abstract/8101/report/F/	0
136.	http://cfpub.epa.gov/ncer/abstracts/index.cfm/fuseaction/display.abstractDetail/abstract/813/report/F/	0
137.	http://cfpub.epa.gov/ncer/abstracts/index.cfm/fuseaction/display.abstractDetail/abstract/947/report/F/	0
138.	http://cfpub.epa.gov/ncer/abstracts/index.cfm/fuseaction/display.abstractDetail/abstract/5597/report/F/	0
139.	http://cfpub.epa.gov/ncer/abstracts/index.cfm/fuseaction/display.abstractDetail/abstract/877/report/F/	0
140.	http://cfpub.epa.gov/ncer/abstracts/index.cfm/fuseaction/display.abstractDetail/abstract/2363/report/F/	0
141.	http://cfpub.epa.gov/ncer/abstracts/index.cfm/fuseaction/display.abstractDetail/abstract/1098/report/F/	0
142.	http://cfpub.epa.gov/ncer/abstracts/index.cfm/fuseaction/display.abstractDetail/abstract/7325/report/F/	0
143.	http://cfpub.epa.gov/ncer/abstracts/index.cfm/fuseaction/display.abstractDetail/abstract/5774/report/F/	0
144.	http://cfpub.epa.gov/ncer/abstracts/index.cfm/fuseaction/display.abstractDetail/abstract/5783/report/F/	0
145.	http://cfpub.epa.gov/ncer/abstracts/index.cfm/fuseaction/display.abstractDetail/abstract/980/report/F/	0
146.	http://cfpub.epa.gov/ncer/abstracts/index.cfm/fuseaction/display.abstractDetail/abstract/1067/report/F/	0
147.	http://cfpub.epa.gov/ncer/abstracts/index.cfm/fuseaction/display.abstractDetail/abstract/5671/report/F/	0
148.	http://cfpub.epa.gov/ncer/abstracts/index.cfm/fuseaction/display.abstractDetail/abstract/7947/report/F/	0
149.	http://cfpub.epa.gov/ncer/abstracts/index.cfm/fuseaction/display.abstractDetail/abstract/175/report/F/	0

	Pages	Average Time to Serve (ms)
150.	http://cfpub.epa.gov/ncer/abstracts/index.cfm/fuseaction/display.abstractDetail/abstract/174/report/F/	0
151.	http://cfpub.epa.gov/ncer/abstracts/index.cfm/fuseaction/display.abstractDetail/abstract/366/report/F/	0
152.	http://cfpub.epa.gov/ncer/abstracts/index.cfm/fuseaction/display.abstractDetail/abstract/173/report/F/	0
153.	http://cfpub.epa.gov/ncer/abstracts/index.cfm/fuseaction/display.abstractDetail/abstract/7933/report/F/	0
154.	http://cfpub.epa.gov/ncer/abstracts/index.cfm/fuseaction/display.abstractDetail/abstract/61/report/F/	0
155.	http://cfpub.epa.gov/ncer/abstracts/index.cfm/fuseaction/display.abstractDetail/abstract/6017/report/F/	0
156.	http://cfpub.epa.gov/ncer/abstracts/index.cfm/fuseaction/display.abstractDetail/abstract/5380/report/F/	0
157.	http://cfpub.epa.gov/ncer/abstracts/index.cfm/fuseaction/display.abstractDetail/abstract/873/report/F/	0
158.	http://cfpub.epa.gov/ncer/abstracts/index.cfm/fuseaction/display.abstractDetail/abstract/5952/report/F/	0
159.	http://cfpub.epa.gov/ncer/abstracts/index.cfm/fuseaction/display.abstractDetail/abstract/180/report/F/	0
160.	http://cfpub.epa.gov/ncer/abstracts/index.cfm/fuseaction/display.abstractDetail/abstract/6086/report/F/	0
161.	http://cfpub.epa.gov/ncer/abstracts/index.cfm/fuseaction/display.abstractDetail/abstract/5852/report/F/	0
162.	http://cfpub.epa.gov/ncer/abstracts/index.cfm/fuseaction/display.abstractDetail/abstract/1110/report/F/	0
163.	http://cfpub.epa.gov/ncer/abstracts/index.cfm/fuseaction/display.abstractDetail/abstract/5611/report/F/	0
164.	http://cfpub.epa.gov/ncer/abstracts/index.cfm/fuseaction/display.abstractDetail/abstract/5414/report/F/	0
165.	http://cfpub.epa.gov/ncer/abstracts/index.cfm/fuseaction/display.abstractDetail/abstract/8301/report/F/	0


	Pages	Average Time to Serve (ms)
■ 166.	http://cfpub.epa.gov/ncer/abstracts/index.cfm/fuseaction/display.abstractDetail/abstract/547/report/F/	0
■ 167.	http://cfpub.epa.gov/ncer/abstracts/index.cfm/fuseaction/display.abstractDetail/abstract/6245/report/F/	0
■ 168.	http://cfpub.epa.gov/ncer/abstracts/index.cfm/fuseaction/display.abstractDetail/abstract/5608/report/F/	0
■ 169.	http://cfpub.epa.gov/ncer/abstracts/index.cfm/fuseaction/display.abstractDetail/abstract/2054/report/F/	0
■ 170.	http://cfpub.epa.gov/ncer/abstracts/index.cfm/fuseaction/display.abstractDetail/abstract/5479/report/F/	0
■ 171.	http://cfpub.epa.gov/ncer/abstracts/index.cfm/fuseaction/display.abstractDetail/abstract/1246/report/F/	0
■ 172.	http://cfpub.epa.gov/ncer/abstracts/index.cfm/fuseaction/display.abstractDetail/abstract/232/report/F/	0
■ 173.	http://cfpub.epa.gov/ncer/abstracts/index.cfm/fuseaction/display.abstractDetail/abstract/169/report/F/	0
■ 174.	http://cfpub.epa.gov/ncer/abstracts/index.cfm/fuseaction/display.abstractDetail/abstract/443/report/F/	0
■ 175.	http://cfpub.epa.gov/ncer/abstracts/index.cfm/fuseaction/display.abstractDetail/abstract/5318/report/F/	0
■ 176.	http://cfpub.epa.gov/ncer/abstracts/index.cfm/fuseaction/display.abstractDetail/abstract/8715/report/F/	0
■ 177.	http://cfpub.epa.gov/ncer/abstracts/index.cfm/fuseaction/display.abstractDetail/abstract/5696/report/F/	0
■ 178.	http://cfpub.epa.gov/ncer/abstracts/index.cfm/fuseaction/display.abstractDetail/abstract/488/report/F/	0
■ 179.	http://cfpub.epa.gov/ncer/abstracts/index.cfm/fuseaction/display.abstractDetail/abstract/1034/report/F/	0
■ 180.	http://cfpub.epa.gov/ncer/abstracts/index.cfm/fuseaction/display.abstractDetail/abstract/5476/report/F/	0
■ 181.	http://cfpub.epa.gov/ncer/abstracts/index.cfm/fuseaction/display.abstractDetail/abstract/5293/report/F/	0

	Pages	Average Time to Serve (ms)
182.	http://cfpub.epa.gov/ncer_abstracts/index.cfm/fuseaction/display.abstractDetail/abstract/98/report/F/	0
183.	http://cfpub.epa.gov/ncer_abstracts/index.cfm/fuseaction/display.abstractDetail/abstract/8091/report/F/	0
184.	http://cfpub.epa.gov/ncer_abstracts/index.cfm/fuseaction/display.abstractDetail/abstract/679/report/F/	0
185.	http://cfpub.epa.gov/ncer_abstracts/index.cfm/fuseaction/display.abstractDetail/abstract/5621/report/F/	0
186.	http://cfpub.epa.gov/ncer_abstracts/index.cfm/fuseaction/display.abstractDetail/abstract/678/report/F/	0
187.	http://cfpub.epa.gov/ncer_abstracts/index.cfm/fuseaction/display.abstractDetail/abstract/7534/report/F/	0
188.	http://cfpub.epa.gov/ncer_abstracts/index.cfm/fuseaction/display.abstractDetail/abstract/138/report/F/	0
189.	http://cfpub.epa.gov/ncer_abstracts/index.cfm/fuseaction/display.abstractDetail/abstract/8718/report/F/	0
190.	http://cfpub.epa.gov/ncer_abstracts/index.cfm/fuseaction/display.abstractDetail/abstract/8632/report/F/	0
191.	http://cfpub.epa.gov/ncer_abstracts/index.cfm/fuseaction/display.abstractDetail/abstract/43/report/F/	0
192.	http://cfpub.epa.gov/ncer_abstracts/index.cfm/fuseaction/display.abstractDetail/abstract/1190/report/F/	0
193.	http://cfpub.epa.gov/ncer_abstracts/index.cfm/fuseaction/display.abstractDetail/abstract/788/report/F/	0
194.	http://cfpub.epa.gov/ncer_abstracts/index.cfm/fuseaction/display.abstractDetail/abstract/137/report/F/	0
195.	http://cfpub.epa.gov/ncer_abstracts/index.cfm/fuseaction/display.abstractDetail/abstract/790/report/F/	0
196.	http://cfpub.epa.gov/ncer_abstracts/index.cfm/fuseaction/display.abstractDetail/abstract/496/report/F/	0
197.	http://cfpub.epa.gov/ncer_abstracts/index.cfm/fuseaction/display.abstractDetail/abstract/418/report/F/	0

	Pages	Average Time to Serve (ms)
■ 198.	http://cfpub.epa.gov/ncer_abstracts/index.cfm/fuseaction/display.abstractDetail/abstract/5861/report/F/	0
■ 199.	http://cfpub.epa.gov/ncer_abstracts/index.cfm/fuseaction/display.abstractDetail/abstract/7007/report/F/	0
■ 200.	http://cfpub.epa.gov/ncer_abstracts/index.cfm/fuseaction/display.abstractDetail/abstract/7974/report/F/	0
Subtotal for rows: 1 - 200		-
Other		-
Total		-

items 1-200 of 2000

Pages - Help Card

 **Column Definitions**

Pages
Any displayed page. You can specify for each profile the types of files that qualify as a page. These settings can be changed by the WebTrends administrator.

Visits
Number of visits to this page. A visit is a series of actions that begins when a visitor views the first page from the server, and ends when the visitor leaves the site or remains idle beyond the idle-time limit. The default idle-time limit is thirty minutes. This time limit can be changed by the system administrator.

Views
Number of times this page was viewed by visitors.

Average Time Viewed
Average length of time the specified page was viewed. (The format is hh:mm:ss - hours:minutes:seconds.)

Average Time to Serve
Average amount of time (in milliseconds) it took to serve each document during the specified time interval. The time to serve spans from the time the server got a page request until it transmitted all the data.
Note: Zero values in this column probably indicates that your web server is not logging Time to Serve information.



Report Descriptions

Pages with good content and design are more likely to attract visitors and be revisited. Less popular pages on a site can be made more appealing by improving the content or incorporating design elements similar to that on the more important pages. Always remember that people are far more interested in content than in design, and average view times can help determine which content is most important to your visitors.

Content Groups

This report identifies the most popular groups of web site pages and how often they were visited.

Content Groups by Visits Trend

No data is available for this graph.

Content Groups by Visits

No data is available for this graph.

Content Groups

No data is available for this table.

Content Groups - Help Card



Column Definitions

Content Group

A defined group of web pages with specific things in common, such as the same types of products, services, or information.

Visits

Number of visits where the visitor viewed at least one page in the specified content group. A visit is a series of actions that begins when a visitor views their first page from the server, and ends when the visitor leaves the site or remains idle beyond the idle-time limit. The default idle-time limit is thirty minutes. This time limit can be changed by the system administrator.

Hits

Each file requested by a visitor registers as a hit. There can be several hits on each page. While the volume of hits reflects the amount of server traffic, it is not an accurate reflection of the number of pages viewed.



Report Descriptions

The information on this page can show you which content groups were most popular. This will reveal the reasons people visit your web site, and what is most interesting and least interesting to them.