

NCER Annual Report Monthly Statistics

Monthly Report: December 2008

December 1, 2008 12:00:00 AM – December 31, 2008 11:59:59 PM

This report was generated by WebTrends 7 - Professional, Version: 7.1b, Build: 15447 .
Thursday, January 22, 2009 1:48:50 PM
Final report conversion by WebTrends Report Exporter, Version 7.1b (build 15376)

Copyright (C) 1996-2005 NetIQ Corporation. All rights reserved.

Table of Contents

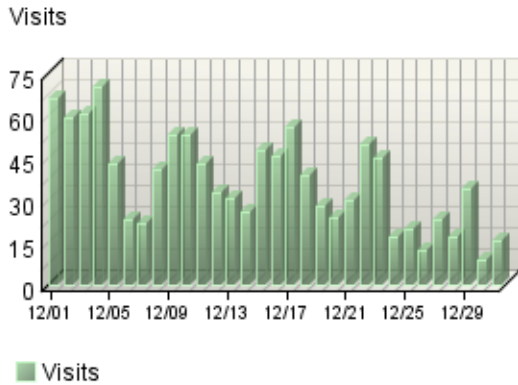
Overview Dashboard	1
Activity Dashboard	3
Navigation Dashboard	5
Pages Dashboard	6
Search Engines Dashboard	8
Visitors Dashboard	9
Referring Site	11
Referring Domain	13
Referring Page	15
Initial Referrers	17
Most Recent Search Engines (All)	20
Most Recent Search Phrases (All)	23
Initial Search Engines	26
Search Phrases	30
Search Keywords	31
Visitors Dashboard	32
Top Visitors	34
Visitors by Number of Visits	64
Visitors Trend	66
Visits Trend	72
Organizations	74
Domain Names	89
Top-Level Domain Types	97
Regions	100
Geography Drilldown	102
Countries	106
North American States and Provinces	109

Pages Dashboard	112
Pages	114
Content Groups	212

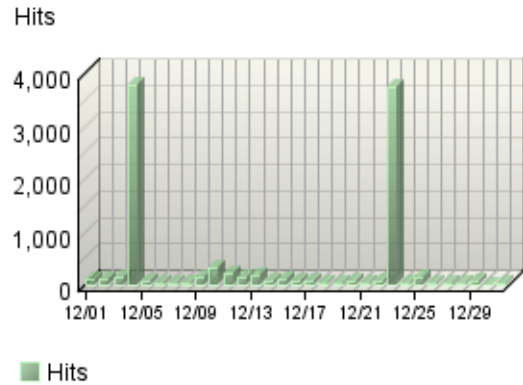
Overview Dashboard

This displays key graphs and tables that provide an overview of the entire report. When viewing through the on-demand interface, you can click on the title of a graph or table to navigate to the corresponding page.

Visits Trend



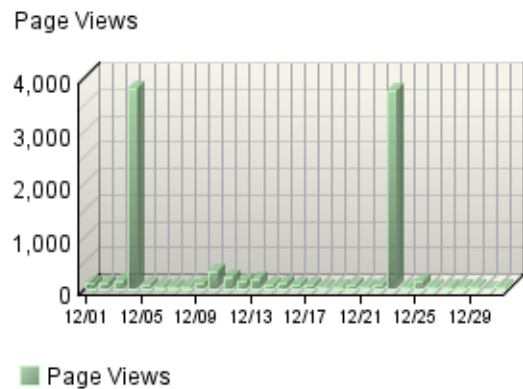
Hits Trend



Visitor Summary

Visitors	770
Visitors Who Visited Once	695
Visitors Who Visited More Than Once	75
Average Visits per Visitor	1.48

Page Views Trend



Visit Summary

Visits	1,138
Average per Day	36
Average Visit Duration	00:11:19
Median Visit Duration	00:03:41
International Visits	46.40%
Visits of Unknown Origin	0.00%
Visits from Your Country: United States (US)	53.60%

Hit Summary

Successful Hits for Entire Site	10,089
Average Hits per Day	325
Home Page Hits	-

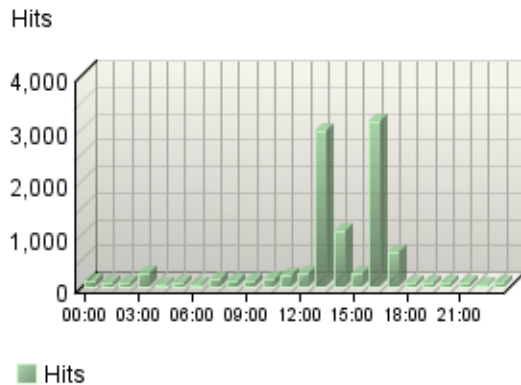
Page View Summary

Page Views	10,046
Average per Day	324
Average Page Views per Visit	8.83

Activity Dashboard

This displays key graphs and tables that provide an overview of the Activity chapter. When viewing through the on-demand interface, you can click on the title of a graph or table to navigate to the corresponding page.

Hits by Hour of the Day



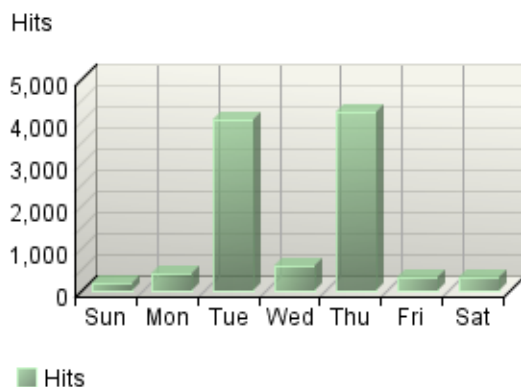
Least Active Summary

Least Active Date	12/30/08
Number of Hits on Least Active Date	12
Least Active Day of the Week	Sunday
Least Active Hour of the Day	22:00-22:59

Activity on Weekdays Summary

Total Hits Weekdays	9,575
Total Visits Weekdays	942
Average Number of Visits per day on Weekdays	40
Average Number of Hits per day on Weekdays	416

Hits by Day of the Week



Activity on Weekends Summary

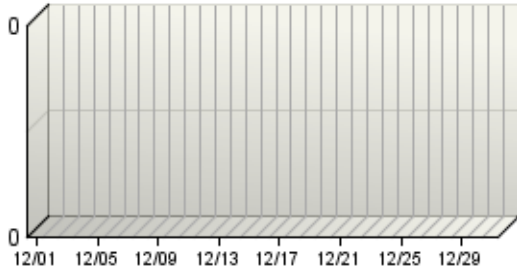
Total Hits Weekend	514
Total Visits Weekend	196
Average Number of Visits per Weekend	49
Average Number of Hits per Weekend	128

Most Active Summary

Most Active Date	12/4/08
Number of Hits on Most Active Date	3,780
Most Active Day of the Week	Thursday
Most Active Hour of the Day	16:00-16:59

Bandwidth: Kbytes Transferred Trend

Kbytes Transferred

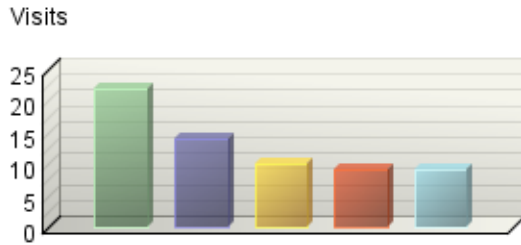


■ Kbytes Transferred

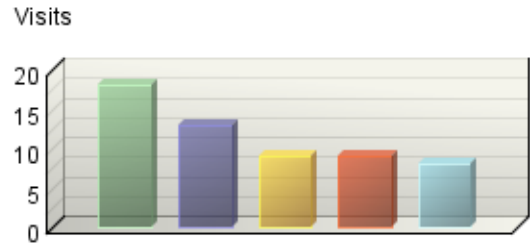
Navigation Dashboard

This dashboard summarizes important information related to online navigation.

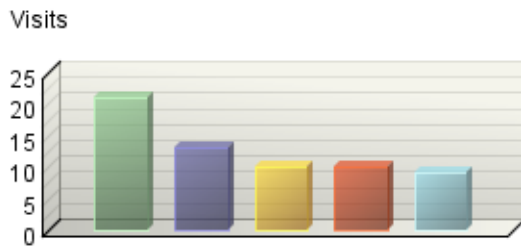
Entry Pages



Single-Page Visits



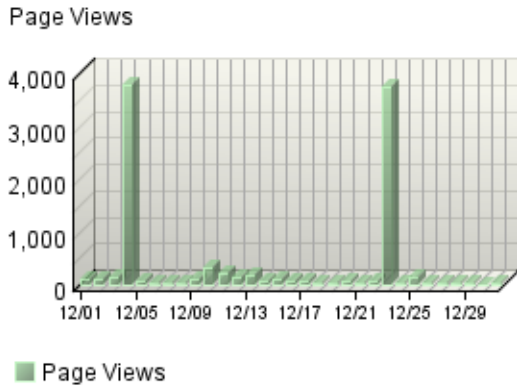
Exit Pages



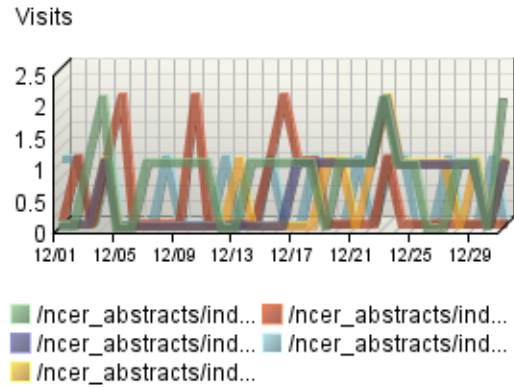
Pages Dashboard

This displays key graphs and tables that provide an overview of the Pages chapter. When viewing through the on-demand interface, you can click on the title of a graph or table to navigate to the corresponding page.

Page Views Trend



Pages by Visits Trend



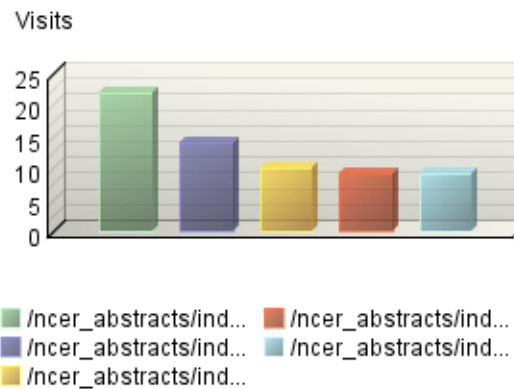
Content Groups by Visits

No data is available for this graph.

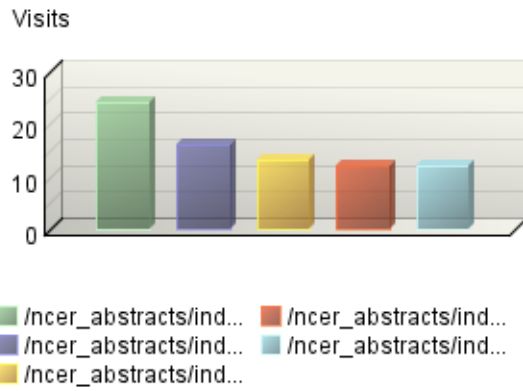
Page View Summary

Page Views	10,046
Average per Day	324
Average Page Views per Visit	8.83

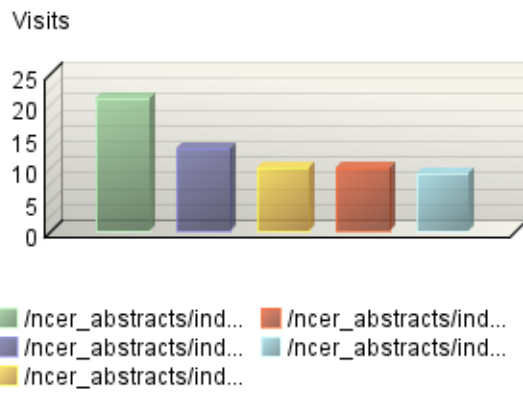
Entry Pages



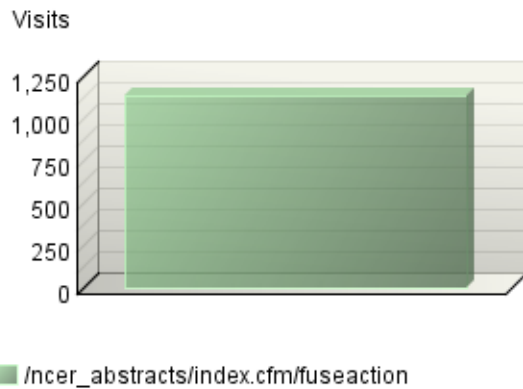
Pages by Visits



Exit Pages



Directories by Visits



Search Engines Dashboard

This dashboard summarizes important information related to specific search engines.

Most Recent Search Engines (All) Trend

No data is available for this graph.

Most Recent Search Phrases (All) Trend

No data is available for this graph.

Initial Search Engines Trend

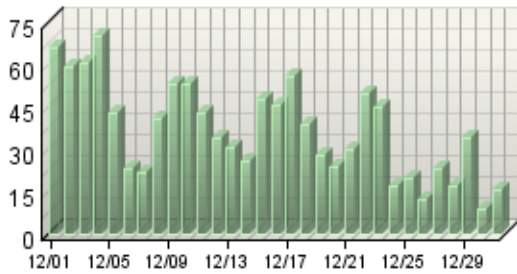
No data is available for this graph.

Visitors Dashboard

This displays key graphs and tables that provide an overview of the Visitors chapter. When viewing through the on-demand interface, you can click on the title of a graph or table to navigate to the corresponding page.

Active Visits Trend

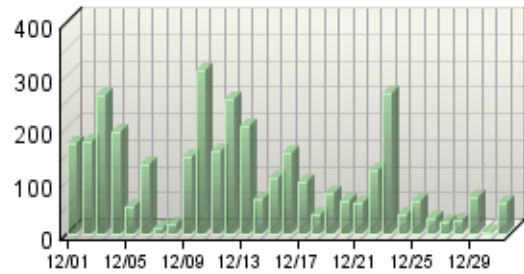
Active Visits



Active Visits

Visitor Minutes Trend

Visitor Minutes



Visitor Minutes

Visitor Summary

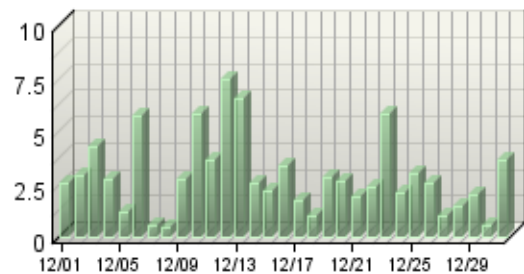
Visitors	770
Visitors Who Visited Once	695
Visitors Who Visited More Than Once	75
Average Visits per Visitor	1.48

Visit Summary

Visits	1,138
Average per Day	36
Average Visit Duration	00:11:19
Median Visit Duration	00:03:41
International Visits	46.40%
Visits of Unknown Origin	0.00%
Visits from Your Country: United States (US)	53.60%

Average Length of Visit Trend

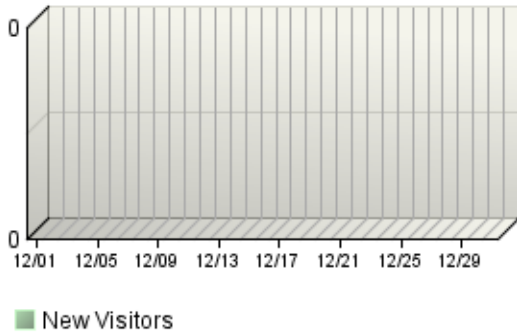
Average Visit Duration



Average Visit Duration

New Visitors Trend

New Visitors

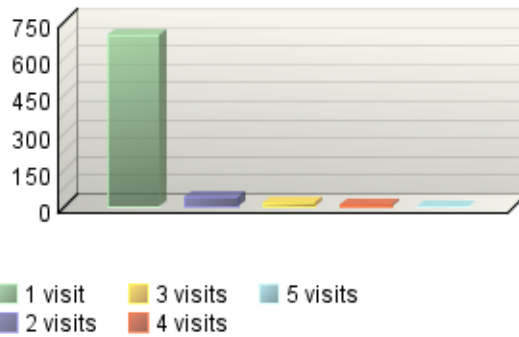


Authenticated Usernames by Visits

No data is available for this graph.

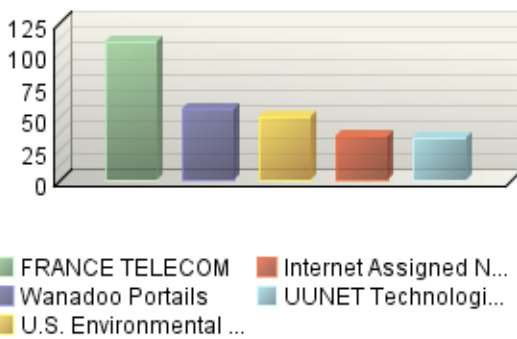
Visitors by Number of Visits

Visitors



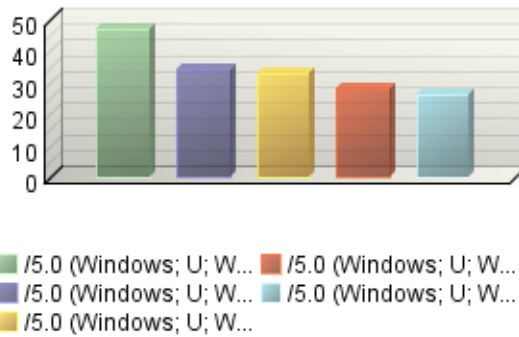
Organizations by Visits

Visits



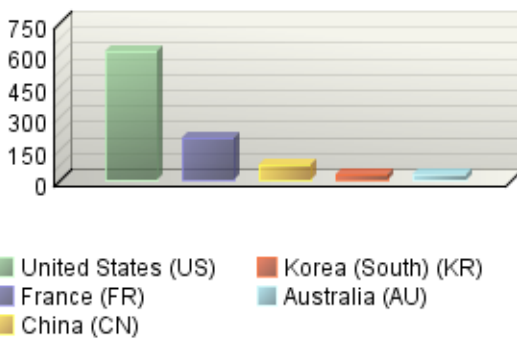
Top Visitors by Visits

Visits



Countries by Visits

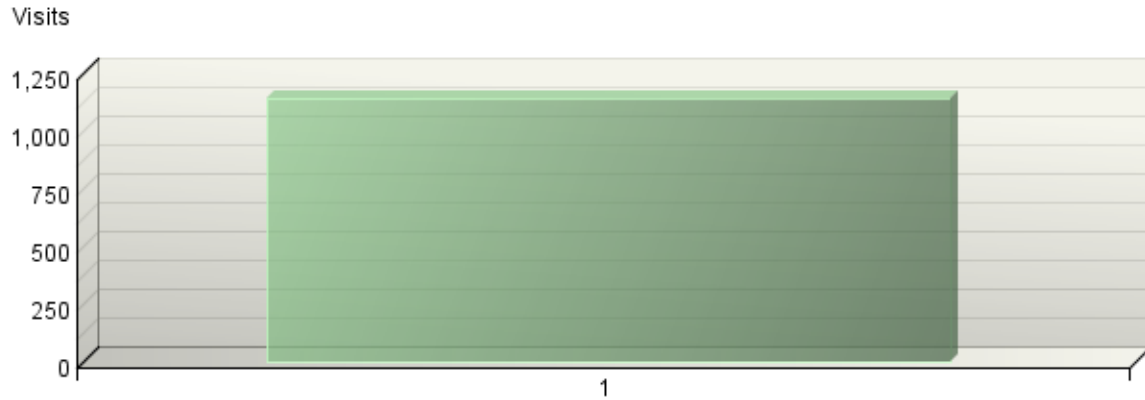
Visits



Referring Site

This report identifies the domain names and IP addresses that refer visitors to your site. This information will be displayed only if your server is logging this information.

Visits by Referring Site



Referring Site

Site	Visits	% Visits
1. Direct Traffic	1,138	100.00%
Total	1,138	100.00%

items 1-1 of 1

Referring Site - Help Card



Column Definitions

Referring Sites

A web site that refers a visitor to your site by linking to it.

Site

The specific referring site being analyzed.

Visits

Number of times the specified site referred visitors to your site.

%

Percentage of referrals that came from the specified site.

Direct Traffic

Represents to the web site with no referrer as one of the following: 1) the visitor typed the domain name directly into their browser, 2) the visitor bookmarked the site, 3) the visitor clicked on an email, shortcut, or other direct link, 4) Firewalls and/or proxies stripped out the referrer and replaced it with a dash "-".

Note: If "Direct Traffic" is 100% of all your traffic, then you are probably not logging the "referrer" field in your log files. Please see your manual or the WebTrends Knowledgebase to enable extended logging on your web servers.

Hidden-Referrer

A value indicating that Internet security software such as Zone Alarm Pro, Symantec's Norton Internet Security, or a proxy server modified a web request to mask the referring URL.



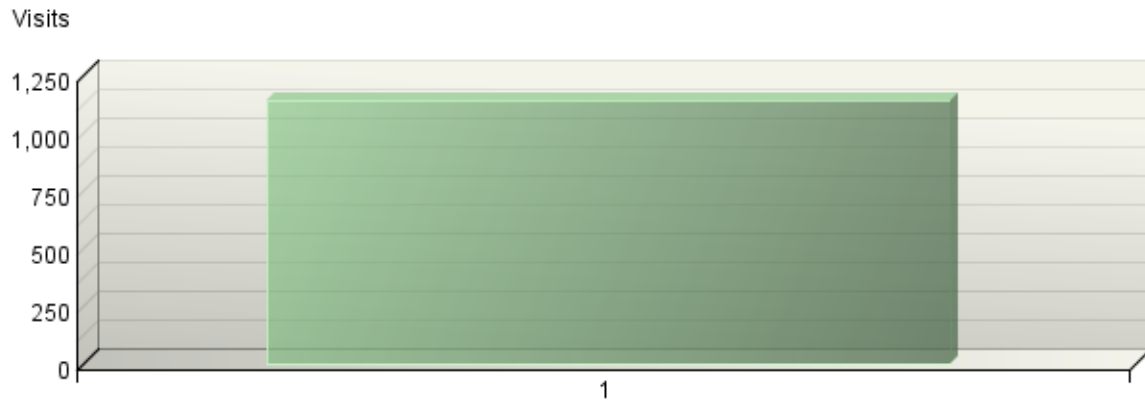
Report Descriptions

You can use this page to determine which sites are referring the most visitors to your site. This can help when considering the most effective ways and places to attract visitors.

Referring Domain

This report identifies the top-level domains that refer visitors to your site. This information will be displayed only if your server is logging this information.

Visits by Referring Domain



Referring Domain

Domain	Visits	% Visits
1. Direct Traffic	1,138	100.00%
Total	1,138	100.00%

items 1-1 of 1

Referring Domain - Help Card



Column Definitions

Referring Domain

A web site that refers a visitor to your site by linking to it.

Domain

Top-level domains to which belong the web sites which refer visitors to your site by linking to it.

Visits

Number of times the specified domain referred visitors to your site.

%

Percentage of referrals that came from the specified domain.

Direct Traffic

Represents to the web site with no referrer as one of the following: 1) the visitor typed the domain name directly into their browser, 2) the visitor bookmarked the site, 3) the visitor clicked on an email, shortcut, or other direct link, 4) Firewalls and/or proxies stripped out the referrer and replaced it with a dash "-".

Note: If "Direct Traffic" is 100% of all your traffic, then you are probably not logging the "referrer" field in your log files. Please see your manual or the WebTrends Knowledgebase to enable extended logging on your web servers.

Hidden-Referrer

A value indicating that Internet security software such as Zone Alarm Pro, Symantec's Norton Internet Security, or a proxy server modified a web request to mask the referring URL.



Report Descriptions

You can use this page to determine which domains are referring the most visitors to your site. This can help when considering the most effective ways and places to attract visitors.

Referring Page

This report provides the pages from the sites with links to your site. This information will only be displayed if your server is logging the referrer information.

Visits by Referring Page



Referring Page

Page	Visits	% Visits
1. Direct Traffic	1,138	100.00%
Total	1,138	100.00%

items 1-1 of 1

Referring Page - Help Card



Column Definitions

Pages

Any displayed page. You can specify for each profile the types of files that qualify as a page. These settings can be changed by the WebTrends administrator.

Visits

Number of visitors referred from the specified URL.

%

Percentage of referred visitors who came from the specified site.

Direct Traffic

Represents to the web site with no referrer as one of the following: 1) the visitor typed the domain name directly into their browser, 2) the visitor bookmarked the site, 3) the visitor clicked on an email, shortcut, or other direct link, 4) Firewalls and/or proxies stripped out the referrer and replaced it with a dash "-".

Note: If "Direct Traffic" is 100% of all your traffic, then you are probably not logging the "referrer" field in your log files. Please see your manual or the WebTrends Knowledgebase to enable extended logging on your web servers.

Hidden-Referrer

A value indicating that Internet security software such as Zone Alarm Pro, Symantec's Norton Internet Security, or a proxy server modified a web request to mask the referring URL.



Report Descriptions

You can use this information to determine the sites that provide the most referrals to your site. This can help when considering the most effective ways to attract visitors.

Initial Referrers

This report shows activity occurring in the current report time period organized according to visitors' first referrer on record.

Initial Referrers Trend

No data is available for this graph.

Initial Referrers

No data is available for this table.

Initial Referrers - Help Card



Column Definitions

Initial Referrer

The first referrer on record for this visitor.

Visits

A visit is a series of actions that begins when a visitor views their first page from the server, and ends when the visitor leaves the site or remains idle beyond the idle-time limit. The default idle-time limit is thirty minutes. This time limit can be changed by the system administrator.

Note that if the dimension changes state during the course of a visit (such as a visitor changing from non-buyer to buyer), the visit will be recorded for both states. In such cases, the total of visits in this report may be greater than the number of visits reported in the Overview. In the Key Metrics report for example, if a visit spans several hours, it is recorded in each of the hours.

Page Views

A hit to any file classified as a page. In order to view a web page with embedded images, for example, a browser must retrieve multiple files. The page and its embedded files counts as a single page view.

Daily Buyers

The number of buyers in each day for the reporting period.

% of All Visits

Percentage of the total number of visits during the reporting period.

Average Visit Duration (Minutes)

The length (measured in minutes) of a visit to your web site.

Average Visit Page Views

The number of pages viewed during a visit.

Hits

Each file requested by a visitor registers as a hit. There can be several hits on each page. While the volume of hits reflects the amount of server traffic, it is not an accurate reflection of the number of pages viewed.

Revenue

This measure reflects the monetary amount generated from completed purchases.

Average Revenue per Order

This measure reflects the monetary amount generated from completed purchases.

Units

This measure reflects the number of units (products) from completed purchases.

Average Units per Order

This measure reflects the number of units (products) from completed purchases.

Orders

This measure reflects the number of orders from completed purchases.

Weekly Buyers

The number of buyers in each week for the reporting period.

Monthly Buyers

The number of buyers in each month for the reporting period.

Quarterly Buyers

The number of buyers in each quarter for the reporting period.

Yearly Buyers

The number of buyers in each year for the reporting period.

**Report Descriptions****Briefly:**

To produce this report, a site must use persistent cookies and have activated Visitor History. If visitors have not visited the site during the report time period, their activity nor their initial referrer will be included in this report. A referrer is a site that offers a link to your site, and may include partners, affiliates, industry sites, third-party sites such as media sites or directories.

Uses and Interpretation:

This report allows you to analyze visitors' current activities based on their first referrer on record. Using measures you care about most, you can determine the referrers that first attracted your best visitors and use that insight to guide future marketing decisions. This report is useful in identifying important sites and sources of traffic that you may have overlooked as marketing opportunities as they aren't designated as an "official" marketing campaign or advertisement.

This report uses a dimension based on Visitor History, and Visitor History requires the use of cookies for session tracking. If your report is empty and you know you receive traffic that you be reflected in it, make sure that you use a session tracking that employs cookies. See the Session Tracking tab under Advanced in the profile settings.

Other relevant reports and analyses:

Relationship to other campaign reports. Relationship to Initial Campaign and Initial Search Engine reports. Consider long-term impact to business with Lifetime Value by Initial Referrer.

Most Recent Search Engines (All)

This report displays the most recent search engine and phrases that visitors used to access your site with measures evaluating those visits.

Most Recent Search Engines (All) Trend

No data is available for this graph.

Most Recent Search Engines (All)

No data is available for this table.

Most Recent Search Engines (All) - Help Card



Column Definitions

Most Recent Search Engine

The most recent search engine that visitors used to find your site. Only those search engines whose duration have not expired are included. This expiration setting is set on a profile basis.

Most Recent Search Phrase

The most recent search phrase visitors used to find your site.

Visits

A visit is a series of actions that begins when a visitor views their first page from the server, and ends when the visitor leaves the site or remains idle beyond the idle-time limit. The default idle-time limit is thirty minutes. This time limit can be changed by the system administrator.

Note that if the dimension changes state during the course of a visit (such as a visitor changing from non-buyer to buyer), the visit will be recorded for both states. In such cases, the total of visits in this report may be greater than the number of visits reported in the Overview. In the Key Metrics report for example, if a visit spans several hours, it is recorded in each of the hours.

Page Views

A hit to any file classified as a page. In order to view a web page with embedded images, for example, a browser must retrieve multiple files. The page and its embedded files counts as a single page view.

% of All Visits

Percentage of the total number of visits during the reporting period.

Average Visit Duration (Minutes)

The length (measured in minutes) of a visit to your web site.

Hits

Each file requested by a visitor registers as a hit. There can be several hits on each page. While the volume of hits reflects the amount of server traffic, it is not an accurate reflection of the number of pages viewed.

Revenue

This measure reflects the monetary amount generated from completed purchases.

Average Revenue per Order

This measure reflects the monetary amount generated from completed purchases.

Units

This measure reflects the number of units (products) from completed purchases.

Average Units per Order

This measure reflects the number of units (products) from completed purchases.

Orders

This measure reflects the number of orders from completed purchases.



Report Descriptions

Briefly:

This report shows activity to your site according the last search engine and phrases visitors used to access your site. For the time period selected, all conversions and other activities are tracked and attributed to the most recent search engine and phrase visitors last used to access your site. Only those most recent search engines whose durations have not expired are included, and the administrator sets this expiration. Thus, even if the conversion does not happen on the first visit generated by the most recent search engine and phrase, the appropriate source is "credited" with the conversion. This report requires the activation of Visitor History and the use of persistent cookies. If visitors do not visit the site during the report time period, their activity and most recent search engine is not included.

Uses and Interpretation:

This report allows you to analyze visitors' current activities regardless of whether the search was based on a paid or organic most recent search phrase. Using measures you care about most, you can determine the search engines and phrases responsible for attracting the best current visitors, and use that insight to guide future search engine marketing and optimization decisions. Use this report to analyze how effective search engines and specific phrases are at generating visitors who often return to your site to perform the actions you want them to take. By including conversion metrics, you not only evaluate the performance of search phrases in driving traffic, you also get an indication of how well your site is optimized for those phrases. In other words, how well does your site answer visitor interests (their query) and convert on that traffic?

This report uses a dimension based on Visitor History, and Visitor History requires the use of cookies for session tracking. If your report is empty and you know you receive traffic that you be reflected in it, make sure that you use a session tracking that employs cookies. See the Session Tracking tab under Advanced in the profile settings.

Other relevant reports and analyses:

Segmented insight to guide SEM and SEO efforts with respective Most Recent Search Engines and Phrases (Paid) and Most Recent Search Engines and Phrases (Organic) reports. Relationship to Most Recent Campaign reports. Focused evaluation of specific phrases with Conversion Funnel by Search Engines (All) report.

Most Recent Search Phrases (All)

This report displays the most recent search phrase and engine that visitors used to access your site with measures evaluating those visits.

Most Recent Search Phrases (All) Trend

No data is available for this graph.

Most Recent Search Phrases (All)

No data is available for this table.

Most Recent Search Phrases (All) - Help Card



Column Definitions

Most Recent Search Phrase

The most recent search phrase visitors used to find your site.

Most Recent Search Engine

The most recent search engine that visitors used to find your site. Only those search engines whose duration have not expired are included. This expiration setting is set on a profile basis.

Visits

A visit is a series of actions that begins when a visitor views their first page from the server, and ends when the visitor leaves the site or remains idle beyond the idle-time limit. The default idle-time limit is thirty minutes. This time limit can be changed by the system administrator.

Note that if the dimension changes state during the course of a visit (such as a visitor changing from non-buyer to buyer), the visit will be recorded for both states. In such cases, the total of visits in this report may be greater than the number of visits reported in the Overview. In the Key Metrics report for example, if a visit spans several hours, it is recorded in each of the hours.

Page Views

A hit to any file classified as a page. In order to view a web page with embedded images, for example, a browser must retrieve multiple files. The page and its embedded files counts as a single page view.

% of All Visits

Percentage of the total number of visits during the reporting period.

Average Visit Duration (Minutes)

The length (measured in minutes) of a visit to your web site.

Hits

Each file requested by a visitor registers as a hit. There can be several hits on each page. While the volume of hits reflects the amount of server traffic, it is not an accurate reflection of the number of pages viewed.

Revenue

This measure reflects the monetary amount generated from completed purchases.

Average Revenue per Order

This measure reflects the monetary amount generated from completed purchases.

Units

This measure reflects the number of units (products) from completed purchases.

Average Units per Order

This measure reflects the number of units (products) from completed purchases.

Orders

This measure reflects the number of orders from completed purchases.



Report Descriptions

Briefly:

This report shows activity to your site according to the last search phrase and engine visitors used to access your site. For the time period selected, all conversions and other activities are tracked and attributed to the most recent search phrase and engine visitors last used to access your site. Only those most recent search engines whose durations have not expired are included, and the administrator sets this expiration. Thus, even if the conversion does not happen on the first visit generated by the most recent search phrase and engine, the appropriate source is "credited" with the conversion. This report requires the activation of Visitor History and the use of persistent cookies. If visitors do not visit the site during the report time period, their activity and most recent search phrase is not included.

Uses and Interpretation:

This report allows you to analyze visitors' current activities regardless of whether the search was based on a paid or organic most recent search phrase. Using measures you care about most, you can determine the search engines and phrases responsible for attracting the best current visitors, and use that insight to guide future search engine marketing and optimization decisions. Use this report to analyze how effective specific phrases are at generating visitors who often return to your site to perform the actions you want them to take. By including conversion metrics, you not only evaluate the performance of search phrases in driving traffic, you also get an indication of how well your site is optimized for those phrases. In other words, how well does your site answer visitor interests (their query) and convert on that traffic?

This report uses a dimension based on Visitor History, and Visitor History requires the use of cookies for session tracking. If your report is empty and you know you receive traffic that you be reflected in it, make sure that you use a session tracking that employs cookies. See the Session Tracking tab under Advanced in the profile settings.

Other relevant reports and analyses:

Segmented insight to guide SEM and SEO efforts with respective Most Recent Search Phrases and Engines (Paid) and Most Recent Search Phrases and Engines (Organic) reports. Relationship to Most Recent Campaign reports. Focused evaluation of specific phrases with Conversion Funnel by Search Engines (All) report.

Initial Search Engines

This report shows activity occurring in the current report time period organized according to the very first search engine and phrases visitors used to access your site. This report includes both paid and organic phrases.

Initial Search Engines Trend

No data is available for this graph.

Initial Search Engines

No data is available for this table.

Initial Search Engines - Help Card



Column Definitions

Initial Search Engine

The very first search engine visitors used to find your site on their current visit.

Initial Search Phrase

The very first search phrases visitors used to find your site.

Visits

A visit is a series of actions that begins when a visitor views their first page from the server, and ends when the visitor leaves the site or remains idle beyond the idle-time limit. The default idle-time limit is thirty minutes. This time limit can be changed by the system administrator.

Note that if the dimension changes state during the course of a visit (such as a visitor changing from non-buyer to buyer), the visit will be recorded for both states. In such cases, the total of visits in this report may be greater than the number of visits reported in the Overview. In the Key Metrics report for example, if a visit spans several hours, it is recorded in each of the hours.

Page Views

A hit to any file classified as a page. In order to view a web page with embedded images, for example, a browser must retrieve multiple files. The page and its embedded files counts as a single page view.

Daily Buyers

The number of buyers in each day for the reporting period.

% of All Visits

Percentage of the total number of visits during the reporting period.

Average Visit Duration (Minutes)

The length (measured in minutes) of a visit to your web site.

Average Visit Page Views

The number of pages viewed during a visit.

Hits

Each file requested by a visitor registers as a hit. There can be several hits on each page. While the volume of hits reflects the amount of server traffic, it is not an accurate reflection of the number of pages viewed.

Revenue

This measure reflects the monetary amount generated from completed purchases.

Average Revenue per Order

This measure reflects the monetary amount generated from completed purchases.

Units

This measure reflects the number of units (products) from completed purchases.

Average Units per Order

This measure reflects the number of units (products) from completed purchases.

Orders

This measure reflects the number of orders from completed purchases.

Weekly Buyers

The number of buyers in each week for the reporting period.

Monthly Buyers

The number of buyers in each month for the reporting period.

Quarterly Buyers

The number of buyers in each quarter for the reporting period.

Yearly Buyers

The number of buyers in each year for the reporting period.



Report Descriptions

Briefly:

To produce this report, a site must use persistent cookies and have activated Visitor History. If visitors have not visited the site during the report time period, their activity nor their initial search engine will be included in this report.

Uses and Interpretation:

This report allows you to analyze visitors' current activities based on the search engine and phrase that first drove them to your site, regardless of whether it was a paid or organic initial search phrase. Using measures you care about most, you can determine the search engines and phrases responsible for attracting the best visitors, and use that insight to guide future search engine marketing and optimization decisions. Use this report to analyze how effective search engines and specific phrases are at generating visitors who often return to your site to perform the actions you want them to take. By including conversion metrics, you not only evaluate the performance of initial search phrases in driving traffic, you also get an indication of how well your site is optimized for those phrases. In other words, how well does your site answer visitor interests (their initial query) and convert on that traffic?

This report uses a dimension based on Visitor History, and Visitor History requires the use of cookies for session tracking. If your report is empty and you know you receive traffic that you be reflected in it, make sure that you use a session tracking that employs cookies. See the Session Tracking tab under Advanced in the profile settings.

Other relevant reports and analyses:

Relationship to Most Recent Search Engines and Search Phrases (All). Segmented insight to guide SEM and SEO efforts with respective Initial Search Engines and Phrases (Paid) and Initial Search Engines and Phrases (Organic) reports. Relationship to Initial Campaign and Initial Referrer reports. Focused evaluation of specific phrases with Conversion Funnel by Search Engines and Phrases. Consider long-term impact to business with Lifetime Value by Initial Search Engines and Phrases.

Search Phrases

This report identifies search phrases that led the most visitors to your site, and for each phrase, which search engines led visitors to the site.

Search Phrases

No data is available for this graph.

Search Phrases

No data is available for this table.

Search Phrases - Help Card



Column Definitions

Phrase

The search phrase a visitor used to find your site.

Engines

The specific search engine being analyzed in conjunction with the phrase in the adjacent column.

Referrals

The number of visits to your site from visitors, who were referred by using the specified search engine and search phrases.

%

Percentage of visitors referred from search engines who used the specified search engine and phrase.



Report Descriptions

How are people getting to your site? Use this report to find out if your visitors are using the search phrases you expect. Do you need to use different phrases in page titles to make it easier for people to find your site with search engines?

Search Keywords

This report identifies keywords that led the most visitors to the site and, for each keyword, which search engines led visitors to the site.

Search Keywords

No data is available for this graph.

Search Keywords

No data is available for this table.

Search Keywords - Help Card



Column Definitions

Keywords

The specific keywords being analyzed. To see the entire search strings entered by visitors, see the Search Phrases page.

Engines

The specific search engine being analyzed in conjunction with the keyword in the adjacent column.

Referrals

The number of hits from visitors referred to your site with the specified keywords.

% Percentage of referred visitors who used the specified search engine and keyword.



Report Descriptions

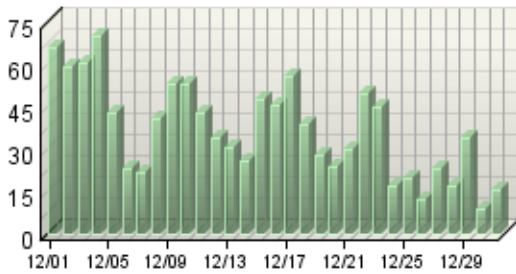
At the most basic level, this section tells you which search keywords are being used most frequently to find your site. You also may find that some search engines are referring visitors to your site with the keywords you expect and that other search engines are not.

Visitors Dashboard

This displays key graphs and tables that provide an overview of the Visitors chapter. When viewing through the on-demand interface, you can click on the title of a graph or table to navigate to the corresponding page.

Active Visits Trend

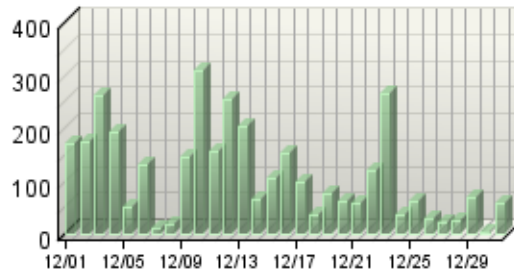
Active Visits



Active Visits

Visitor Minutes Trend

Visitor Minutes



Visitor Minutes

Visitor Summary

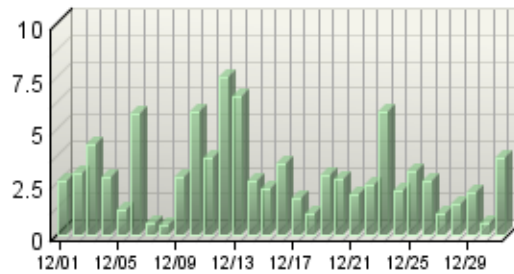
Visitors	770
Visitors Who Visited Once	695
Visitors Who Visited More Than Once	75
Average Visits per Visitor	1.48

Visit Summary

Visits	1,138
Average per Day	36
Average Visit Duration	00:11:19
Median Visit Duration	00:03:41
International Visits	46.40%
Visits of Unknown Origin	0.00%
Visits from Your Country: United States (US)	53.60%

Average Length of Visit Trend

Average Visit Duration



Average Visit Duration

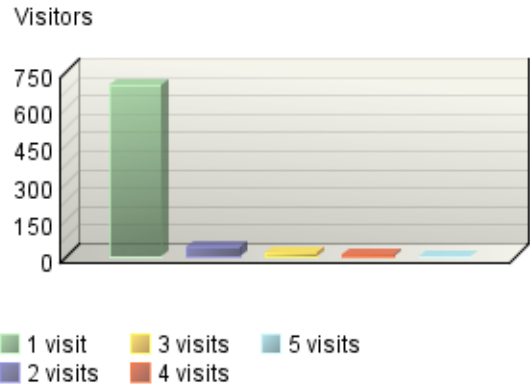
New Visitors Trend



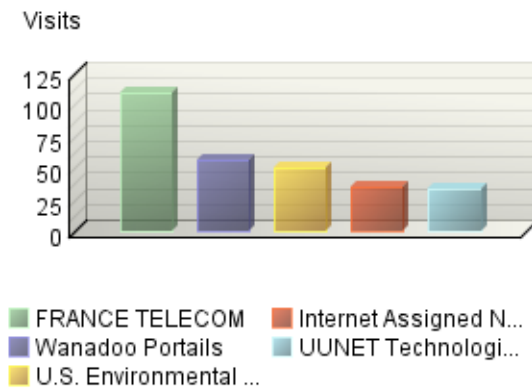
Authenticated Usernames by Visits

No data is available for this graph.

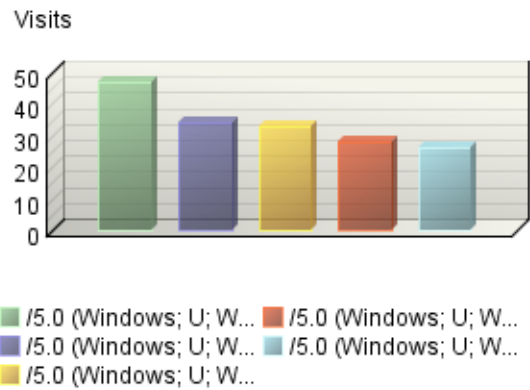
Visitors by Number of Visits



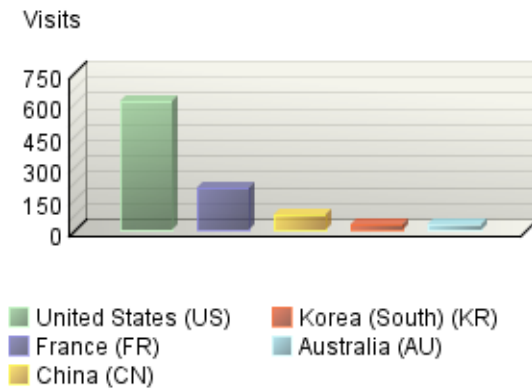
Organizations by Visits



Top Visitors by Visits



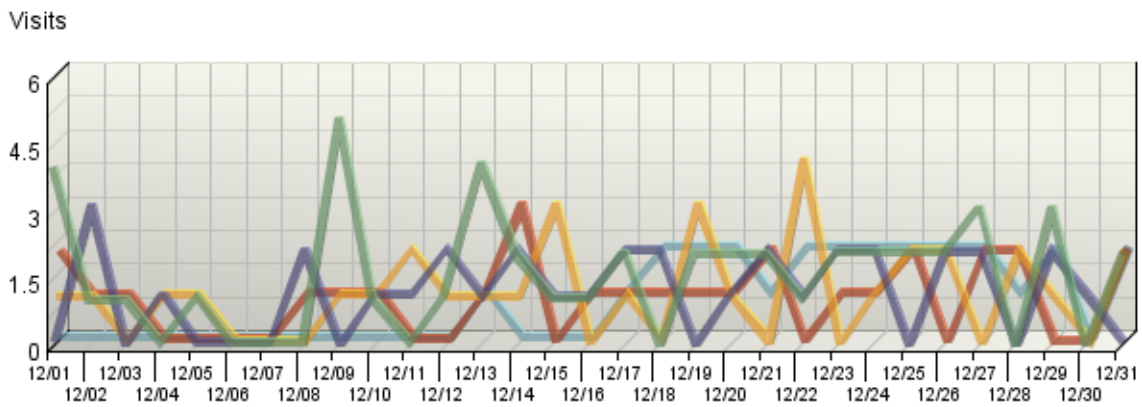
Countries by Visits



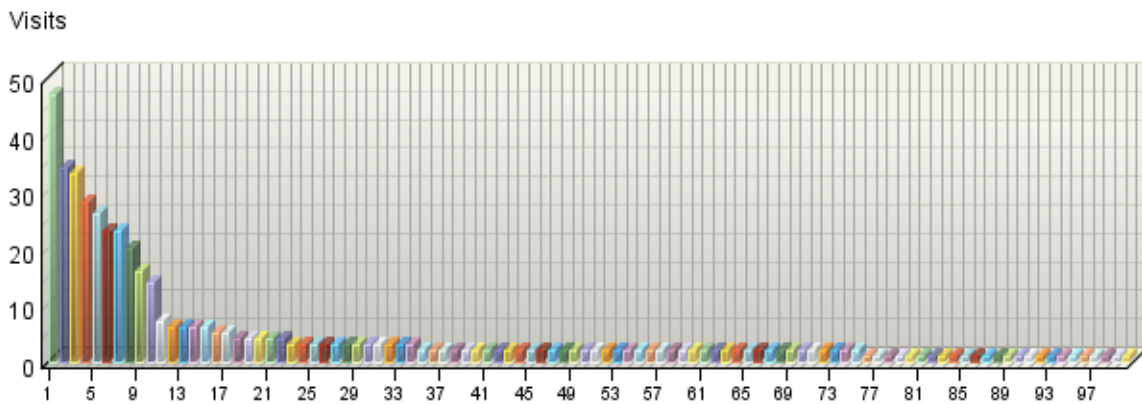
Top Visitors

This report identifies the IP address, domain name, or cookie of each visitor, and identifies the visitor's activity level on the site. If you use cookies to track visits, WebTrends can differentiate between hits from different visitors with the same IP address.

Top Visitors by Visits Trend



Top Visitors by Visits



Top Visitors

	Visitor	Visits	% Visits	Hits
■ 1.	81.52.143.15_Mozilla/5.0 (Windows; U; Windows NT 5.1; fr; rv:1.8.1) VoilaBot BETA 1.2 (support.voilabot@orange-ftgroup.com)	47	4.13%	49

	Visitor	Visits	% Visits	Hits
2.	natcrawlbloc05.net.m1.fti.net_Mozilla/5.0 (Windows; U; Windows NT 5.1; fr; rv:1.8.1) VoilaBot BETA 1.2 (support.voilabot@orange-ftgroup.com)	34	2.99%	35
3.	193.252.149.16_Mozilla/5.0 (Windows; U; Windows NT 5.1; fr; rv:1.8.1) VoilaBot BETA 1.2 (support.voilabot@orange-ftgroup.com)	33	2.90%	34
4.	natcrawlbloc03.net.m1.fti.net_Mozilla/5.0 (Windows; U; Windows NT 5.1; fr; rv:1.8.1) VoilaBot BETA 1.2 (support.voilabot@orange-ftgroup.com)	28	2.46%	29
5.	ns203698.ovh.net_Mozilla/5.0 (Windows; U; Windows NT 5.1; fr; rv:1.8) Gecko/20051111 Firefox/1.5	26	2.28%	140
6.	74.222.4.235_porn_viewer larbin2.6.3@unspecified.mail	23	2.02%	149
7.	natcrawlbloc02.net.s1.fti.net_Mozilla/5.0 (Windows; U; Windows NT 5.1; fr; rv:1.8.1) VoilaBot BETA 1.2 (support.voilabot@orange-ftgroup.com)	23	2.02%	24
8.	dsl092-131-126.chi1.dsl.speakeasy.net_Mozilla/4.0 (compatible; MSIE 6.0; Windows 98) Web Link Validator 5.0	20	1.76%	28
9.	221.129.31.31_Mozilla/4.0 (compatible; MSIE 7.0; Windows NT 5.1; .NET CLR 1.1.4322; CIBA; 360SE)	16	1.41%	21
10.	pool-71-162-6-234.pitbpa.fios.verizon.net_Mozilla/4.0 (compatible; GoogleToolbar 5.0.2001.19306; Windows 6.0; MSIE 7.0.6001.18000)	14	1.23%	14
11.	208.96.54.71.servepath.com_Mozilla/5.0 (compatible; discobot/1.0; +http://discoveryengine.com/discobot.html)	7	0.62%	285
12.	usdtc1.deloitte.com_Mozilla/4.0 (compatible; GoogleToolbar 5.0.2001.19306; Windows 6.0; MSIE 7.0.6001.18000)	6	0.53%	7
13.	usdtc1.deloitte.com_Mozilla/4.0 (compatible; GoogleToolbar 5.0.2001.7574-big; Windows 6.0; MSIE 7.0.6001.18000)	6	0.53%	6
14.	orion.nal.usda.gov_link_checker/1.1	6	0.53%	6
15.	75-150-212-242-Illinois.hfc.comcastbusiness.net_Mozilla/4.0 (compatible; GoogleToolbar 5.0.2001.7574-big; Windows 6.0; MSIE 7.0.6001.18000)	6	0.53%	6
16.	123.151.32.90_Mozilla/4.0 (compatible; MSIE 6.0; Windows NT 5.1; SV1; QQDownload 1.7; Maxthon; CIBA; InfoPath.2; TheWorld)	5	0.44%	26

	Visitor	Visits	% Visits	Hits
17.	c-71-194-12-227.hsd1.il.comcast.net_Mozilla/4.0 (compatible; GoogleToolbar 5.0.2001.7574-big; Windows 6.0; MSIE 7.0.6001.18000)	5	0.44%	5
18.	208.250.49.177_Mozilla/4.0 (compatible; MSIE 7.0; Windows NT 5.1; InfoPath.2; .NET CLR 1.1.4322; .NET CLR 2.0.50727; .NET CLR 3.0.04506.30)	4	0.35%	5
19.	221.129.30.226_Mozilla/4.0 (compatible; MSIE 7.0; Windows NT 5.1; CIBA; .NET CLR 2.0.50727)	4	0.35%	15
20.	64.253.39.222_Mozilla/4.0 (compatible; MSIE 6.0; Windows NT 5.1; SV1; .NET CLR 1.1.4322)	4	0.35%	6
21.	208.250.49.129_Mozilla/4.0 (compatible; MSIE 7.0; Windows NT 5.1; InfoPath.2)	4	0.35%	11
22.	static.88-198-117-18.clients.your-server.de_LinkChecker (http://www.transgen.de/)	4	0.35%	4
23.	202.113.231.214_Mozilla/4.0 (compatible; MSIE 6.0; Windows NT 5.1; SV1; QQDownload 1.7; Maxthon; CIBA; InfoPath.2; TheWorld)	3	0.26%	20
24.	208.250.49.159_Mozilla/4.0 (compatible; MSIE 7.0; Windows NT 5.1; InfoPath.2)	3	0.26%	14
25.	38.103.63.61_CCBot/1.0 (+http://www.commoncrawl.org/bot.html)	3	0.26%	3
26.	c-76-106-89-11.hsd1.md.comcast.net_Mozilla/4.0 (compatible; MSIE 6.0; Windows NT 5.1; SV1; .NET CLR 1.1.4322; .NET CLR 2.0.50727)	3	0.26%	3
27.	66.115.207.54_Mozilla/4.0 (compatible; MSIE 6.0; Windows NT 5.1; SV1)	3	0.26%	130
28.	tx-71-51-58-193.dhcp.embarqhsd.net_Mozilla/4.0 (compatible; GoogleToolbar 5.0.2124.6042; Windows XP 5.1; MSIE 7.0.5730.11)	3	0.26%	3
29.	221.129.30.130_Mozilla/4.0 (compatible; MSIE 7.0; Windows NT 5.1; CIBA; .NET CLR 2.0.50727)	3	0.26%	5
30.	c-71-194-12-227.hsd1.il.comcast.net_Mozilla/4.0 (compatible; GoogleToolbar 5.0.2001.19306; Windows 6.0; MSIE 7.0.6001.18000)	3	0.26%	3
31.	134.67.99.231_Mozilla/4.0 (compatible; MSIE 6.0; Windows NT 5.1; maxamine.com-robot)	3	0.26%	32
32.	earth2.epa.gov_Verity-URL-Gateway/2.4	3	0.26%	7,368
33.	208.250.49.219_Mozilla/4.0 (compatible; MSIE 7.0; Windows NT 5.1; InfoPath.2)	3	0.26%	24

	Visitor	Visits	% Visits	Hits
34.	161.80.46.91_Mozilla/4.0 (compatible; MSIE 7.0; Windows NT 5.1; .NET CLR 2.0.50727; .NET CLR 1.1.4322; .NET CLR 3.0.04506.30)	3	0.26%	5
35.	221.129.30.196_Mozilla/4.0 (compatible; MSIE 7.0; Windows NT 6.0; SLCC1; .NET CLR 2.0.50727; .NET CLR 3.0.04506; CIBA)	2	0.18%	4
36.	161.80.46.193_Mozilla/4.0 (compatible; MSIE 7.0; Windows NT 5.1; InfoPath.1; .NET CLR 1.1.4322; .NET CLR 2.0.50727)	2	0.18%	2
37.	128.173.193.148_Mozilla/4.0 (compatible; MSIE 7.0; Windows NT 5.1; SIMBAR={F06286F1-6442-49C4-85B5-A243F19643A5}; .NET CLR 2.0.50727; .NET CLR 3.0.04506.30; InfoPath.2; .NET CLR 1.1.4322; .NET CLR 3.0.04506.648)	2	0.18%	7
38.	210.72.8.27_Opera/9.60 (Windows NT 5.1; U; zh-cn) Presto/2.1.1	2	0.18%	5
39.	221.129.31.5_Mozilla/4.0 (compatible; MSIE 7.0; Windows NT 5.1; CIBA; .NET CLR 2.0.50727)	2	0.18%	3
40.	114-46-193-24.dynamic.hinet.net_Mozilla/4.0 (compatible; MSIE 6.0; Windows NT 5.0; .NET CLR 1.0.3705)	2	0.18%	10
41.	125.163.76.82_Mozilla/5.0 (Windows; U; Windows NT 5.1; en-US; rv:1.9.0.3) Gecko/2008092417 Firefox/3.0.3	2	0.18%	2
42.	c-68-83-178-53.hsd1.nj.comcast.net_Mozilla/4.0 (compatible; MSIE 7.0; Windows NT 5.1; .NET CLR 1.0.3705; .NET CLR 1.1.4322; Media Center PC 4.0; InfoPath.1; .NET CLR 2.0.50727)	2	0.18%	2
43.	ns0.dnsmadeeasy.com_Mozilla/4.0 (compatible; MSIE 7.0; Windows NT 5.1; .NET CLR 1.1.4322; .NET CLR 2.0.50727; MAXTHON 2.0)	2	0.18%	3
44.	proxy.ns.ac.yu_Mozilla/4.0 (compatible; MSIE 6.0; Windows NT 5.1; SV1; .NET CLR 1.1.4322)	2	0.18%	4
45.	c-67-162-131-60.hsd1.co.comcast.net_Mozilla/5.0 (Windows; U; Windows NT 5.1; en-US; rv:1.9.0.4) Gecko/2008102920 Firefox/3.0.4	2	0.18%	2
46.	221.129.30.116_Mozilla/4.0 (compatible; MSIE 7.0; Windows NT 6.0; SLCC1; .NET CLR 2.0.50727; .NET CLR 3.0.04506; CIBA; TheWorld)	2	0.18%	4
47.	adsl-99-147-198-135.dsl.chcgil.sbcglobal.net_Mozilla/4.0 (compatible; MSIE 7.0; Windows NT 5.1; .NET CLR 1.1.4322)	2	0.18%	2

	Visitor	Visits	% Visits	Hits
48.	dhcp-130-64-245-224.grafton.tufts.edu_Mozilla/4.0 (compatible; MSIE 7.0; Windows NT 5.1; .NET CLR 1.1.4322; .NET CLR 2.0.50727; .NET CLR 3.0.04506.30; .NET CLR 3.0.04506.648; InfoPath.2)	2	0.18%	3
49.	58.213.116.133_Mozilla/4.0 (compatible; MSIE 6.0; Windows NT 5.1; SV1; TencentTraveler ; CIBA; .NET CLR 2.0.50727)	2	0.18%	5
50.	155.98.235.232_Mozilla/4.0 (compatible; MSIE 6.0; Windows NT 5.1; SV1; .NET CLR 1.1.4322; InfoPath.1; .NET CLR 2.0.50727)	2	0.18%	2
51.	GenericHost.wes.army.mil_Mozilla/4.0 (compatible; MSIE 6.0; Windows NT 5.1; SV1)	2	0.18%	2
52.	123.151.32.104_Mozilla/4.0 (compatible; MSIE 6.0; Windows NT 5.1; SV1; QQDownload 1.7; Maxthon; CIBA; InfoPath.2; TheWorld)	2	0.18%	2
53.	147.46.52.180_Mozilla/4.0 (compatible; MSIE 6.0; Windows NT 5.1; SV1; Mozilla/4.0 (compatible; MSIE 6.0; Windows NT 5.1; SV1) ; InfoPath.2; .NET CLR 2.0.50727)	2	0.18%	5
54.	CE2-P-UNET.unet.maine.edu_Mozilla/5.0 (Macintosh; U; Intel Mac OS X; en-US; rv:1.8.1.12) Gecko/20080201 Firefox/2.0.0.12	2	0.18%	2
55.	218.68.80.56_Mozilla/5.0 (Windows; U; Windows NT 5.1; en-US; rv:1.9.0.5) Gecko/2008120122 Firefox/3.0.5	2	0.18%	2
56.	134.67.2.137_Xenu Link Sleuth 1.2f	2	0.18%	220
57.	cazoodle115-86.cazoodle.com_CazoodleBot/0.0.2 (http://www.cazoodle.com/contact.php; cbot@cazoodle.com)	2	0.18%	2
58.	208.250.49.192_Mozilla/4.0 (compatible; MSIE 7.0; Windows NT 5.1; InfoPath.2)	2	0.18%	3
59.	79.81.96.119_Mozilla/5.0 (Macintosh; U; Intel Mac OS X 10_5_5; fr-fr) AppleWebKit/525.27.1 (KHTML, like Gecko) Version/3.2.1 Safari/525.27.1	2	0.18%	2
60.	161.80.46.98_Mozilla/4.0 (compatible; MSIE 7.0; Windows NT 5.1; InfoPath.1; .NET CLR 1.1.4322; .NET CLR 2.0.50727)	2	0.18%	4
61.	204.47.194.208_Mozilla/4.0 (compatible; MSIE 7.0; Windows NT 5.1; FunWebProducts; .NET CLR 1.1.4322; InfoPath.1; .NET CLR 2.0.50727; .NET CLR 3.0.04506.30)	2	0.18%	2

	Visitor	Visits	% Visits	Hits
62.	ersatzbc3.temple.edu_Mozilla/4.0 (compatible; MSIE 7.0; Windows NT 5.1; MathPlayer 2.0; .NET CLR 1.1.4322; .NET CLR 2.0.50727; .NET CLR 3.0.04506.30; InfoPath.2)	2	0.18%	2
63.	64.185.198.179_Mozilla/4.0 (compatible; MSIE 6.0; Windows NT 5.0; .NET CLR 1.0.3705; .NET CLR 1.1.4322)	2	0.18%	2
64.	161.80.46.186_Mozilla/4.0 (compatible; MSIE 7.0; Windows NT 5.1; .NET CLR 1.1.4322; .NET CLR 2.0.50727; InfoPath.1; .NET CLR 3.0.04506.30)	2	0.18%	5
65.	adsl-242-182-28.mem.bellsouth.net_Mozilla/4.0 (compatible; MSIE 7.0; Windows NT 6.0; SLCC1; .NET CLR 2.0.50727; .NET CLR 3.0.04506)	2	0.18%	2
66.	210.212.55.3_Mozilla/5.0 (Windows; U; Windows NT 5.1; en-US; rv:1.9.0.4) Gecko/2008102920 Firefox/3.0.4	2	0.18%	3
67.	d44106.ktv.u-szeged.hu_Mozilla/5.0 (Windows; U; Windows NT 5.1; hu; rv:1.9.0.4) Gecko/2008102920 Firefox/3.0.4	2	0.18%	3
68.	161.80.46.68_Mozilla/4.0 (compatible; MSIE 7.0; Windows NT 5.1; InfoPath.1; .NET CLR 1.1.4322; .NET CLR 2.0.50727)	2	0.18%	3
69.	161.80.145.100_Xenu Link Sleuth 1.3	2	0.18%	3
70.	161.80.46.92_Mozilla/4.0 (compatible; MSIE 7.0; Windows NT 5.1; InfoPath.1; .NET CLR 1.1.4322; .NET CLR 2.0.50727)	2	0.18%	5
71.	134.67.2.137_Mozilla/4.0 (compatible; MSIE 7.0; Windows NT 5.1; GTB5; InfoPath.1; .NET CLR 1.1.4322; .NET CLR 2.0.50727; .NET CLR 3.0.04506.30; .NET CLR 3.0.04506.648)	2	0.18%	11
72.	host81-44-static.185-82-b.business.telecomitalia.it_Mozilla/4.0.2 (compatible; MSIE 6.0; Windows NT 5.1; SV1; .NET CLR 1.1.4322; InfoPath.1)	2	0.18%	6
73.	221.196.188.206_Mozilla/4.0 (compatible; MSIE 6.0; Windows NT 5.1; SV1; QQDownload 1.7; KuGooSoft)	2	0.18%	5
74.	64.41.253.91_Mozilla crawl/5.0 (compatible; frt/1.13.2 +http://www..com)	2	0.18%	4
75.	bays112-0b01-dhcp225.bu.edu_Mozilla/4.0 (compatible; MSIE 8.0; Windows NT 5.1; Trident/4.0; .NET CLR 1.0.3705; .NET CLR 1.1.4322; Media Center PC 4.0)	2	0.18%	2
76.	74.225.206.27_Mozilla/5.0 (Windows; U; Windows NT 5.1; en-US; rv:1.9.0.4) Gecko/2008102920 Firefox/3.0.4	1	0.09%	1

	Visitor	Visits	% Visits	Hits
77.	64.26.79.3_Mozilla/4.0 (compatible; MSIE 7.0; Windows NT 6.0; SLCC1; .NET CLR 2.0.50727; .NET CLR 3.0.04506; InfoPath.2; .NET CLR 3.5.21022)	1	0.09%	1
78.	204.46.196.171_Mozilla/4.0 (compatible; MSIE 6.0; Windows NT 5.1; SV1; InfoPath.1; .NET CLR 1.1.4322)	1	0.09%	1
79.	91.186.219.108_Mozilla/5.0 (Windows; U; Windows NT 5.1; en-US; rv:1.9.0.4) Gecko/2008102920 Firefox/3.0.4	1	0.09%	1
80.	68-186-89-116.wa.charter.com_Mozilla/4.0 (compatible; MSIE 7.0; Windows NT 5.1; .NET CLR 1.1.4322)	1	0.09%	1
81.	78.168.91.223_Mozilla/5.0 (Windows; U; Windows NT 5.1; tr; rv:1.9.0.4) Gecko/2008102920 Firefox/3.0.4	1	0.09%	2
82.	168.91.1.189_Mozilla/4.0 (compatible; MSIE 6.0; Windows NT 5.1; SV1; InfoPath.2)	1	0.09%	1
83.	cpe-069-134-055-111.nc.res.rr.com_libwww-perl/5.805	1	0.09%	2
84.	warden2.mecdc.org_Mozilla/4.0 (compatible; MSIE 7.0; Windows NT 5.1; InfoPath.1)	1	0.09%	1
85.	gao-ng.gao.gov_Mozilla/4.0 (compatible; MSIE 6.0; Windows NT 5.1; .NET CLR 2.0.50727; .NET CLR 1.1.4322)	1	0.09%	2
86.	smtp.ccwa.com_Mozilla/4.0 (compatible; MSIE 7.0; Windows NT 5.1; .NET CLR 1.1.4322; .NET CLR 2.0.50727; .NET CLR 3.0.04506.30; .NET CLR 3.0.04506.648)	1	0.09%	2
87.	156.98.210.242_Mozilla/4.0 (compatible; MSIE 7.0; Windows NT 5.1; .NET CLR 1.1.4322; .NET CLR 2.0.50727; .NET CLR 3.0.04506.30; .NET CLR 3.0.04506.648)	1	0.09%	1
88.	161.80.46.235_Mozilla/4.0 (compatible; MSIE 7.0; Windows NT 5.1; .NET CLR 1.1.4322; .NET CLR 2.0.50727; InfoPath.1; .NET CLR 3.0.04506.30)	1	0.09%	1
89.	161.80.46.70_Mozilla/4.0 (compatible; MSIE 7.0; Windows NT 5.1; .NET CLR 1.1.4322; .NET CLR 2.0.50727; .NET CLR 3.0.04506.30)	1	0.09%	1
90.	ip72-209-144-94.ks.ks.cox.net_Mozilla/4.0 (compatible; MSIE 7.0; Windows NT 6.0; SLCC1; .NET CLR 2.0.50727; .NET CLR 3.0.04506; InfoPath.2)	1	0.09%	2
91.	89.113.149.98_Mozilla/4.0 (compatible; MSIE 6.0; Windows NT 5.1; SV1; .NET CLR 1.1.4322)	1	0.09%	1

	Visitor	Visits	% Visits	Hits
92.	eapx02.moog.com_Mozilla/4.0 (compatible; MSIE 7.0; Windows NT 5.1; .NET CLR 1.1.4322; .NET CLR 2.0.50727; .NET CLR 3.0.04506.30; .NET CLR 3.0.04506.648)	1	0.09%	1
93.	mcstudent.montgomerycollege.edu_Mozilla/4.0 (compatible; MSIE 7.0; Windows NT 5.1; MathPlayer 2.10b; InfoPath.2; .NET CLR 2.0.50727; .NET CLR 3.0.04506.648; .NET CLR 3.5.21022)	1	0.09%	2
94.	ip-194-129-64-35.lon3.uk.aecom.com_Mozilla/4.0 (compatible; MSIE 6.0; Windows NT 5.1; SV1; .NET CLR 1.1.4322; .NET CLR 2.0.50727; InfoPath.1)	1	0.09%	1
95.	nat-128-42-154-46.rice.edu_Mozilla/5.0 (Windows; U; Windows NT 5.1; en-US; rv:1.9.0.4) Gecko/2008102920 Firefox/3.0.4	1	0.09%	1
96.	host.masc.sc_Mozilla/4.0 (compatible; MSIE 7.0; Windows NT 5.1; .NET CLR 1.1.4322; InfoPath.2)	1	0.09%	1
97.	m1.shs.eesc.usp.br_Mozilla/4.0 (compatible; MSIE 7.0; Windows NT 5.1; InfoPath.1)	1	0.09%	3
98.	dhcp189.biosci.ki.se_Mozilla/4.0 (compatible; MSIE 7.0; Windows NT 5.1; .NET CLR 1.1.4322; .NET CLR 2.0.50727; .NET CLR 3.0.04506.30; InfoPath.1; .NET CLR 3.0.04506.648)	1	0.09%	1
99.	170.63.96.108_Mozilla/4.0 (compatible; MSIE 6.0; Windows NT 5.1; SV1; DEP; .NET CLR 1.1.4322; .NET CLR 2.0.50727; InfoPath.1)	1	0.09%	1
100.	vb112c05.inre.asu.edu_Mozilla/4.0 (compatible; MSIE 7.0; Windows NT 5.1; .NET CLR 1.1.4322; .NET CLR 2.0.50727; .NET CLR 3.0.04506.30; .NET CLR 3.0.04506.648)	1	0.09%	1
101.	129.171.251.150_Mozilla/4.0 (compatible; MSIE 7.0; Windows NT 5.1; SV1; SIMBAR=0; .NET CLR 1.1.4322; InfoPath.2; .NET CLR 2.0.50727; .NET CLR 3.0.04506.30; .NET CLR 3.0.04506.648)	1	0.09%	1
102.	208.250.49.158_Mozilla/4.0 (compatible; MSIE 7.0; Windows NT 5.1; InfoPath.2)	1	0.09%	4
103.	143.235.156.243_Mozilla/4.0 (compatible; MSIE 7.0; Windows NT 5.1; .NET CLR 2.0.50727; .NET CLR 3.0.04506.30; .NET CLR 3.0.04506.648)	1	0.09%	2
104.	202.113.231.44_Mozilla/4.0 (compatible; MSIE 6.0; Windows NT 5.1; SV1; .NET CLR 2.0.50727; GreenBrowser)	1	0.09%	1

	Visitor	Visits	% Visits	Hits
105.	169.237.114.106_Mozilla/5.0 (Windows; U; Windows NT 5.1; en-US; rv:1.8.1.3) Gecko/20070309 Firefox/2.0.0.3	1	0.09%	2
106.	208.250.49.240_Mozilla/4.0 (compatible; MSIE 7.0; Windows NT 5.1; InfoPath.2)	1	0.09%	4
107.	66-240-25-14.isp.comcastbusiness.net_Mozilla/4.0 (compatible; MSIE 7.0; Windows NT 6.0; SLCC1; .NET CLR 2.0.50727; Media Center PC 5.0; .NET CLR 3.0.04506; .NET CLR 1.1.4322)	1	0.09%	2
108.	138.29.49.15_Mozilla/4.0 (compatible; MSIE 7.0; Windows NT 6.0; SV1; SLCC1; .NET CLR 2.0.50727; .NET CLR 3.0.04506; InfoPath.2; .NET CLR 1.1.4322)	1	0.09%	1
109.	HPLLAB25_Mozilla/4.0 (compatible; MSIE 7.0; Windows NT 5.1; .NET CLR 1.1.4322; .NET CLR 2.0.50727; InfoPath.2)	1	0.09%	1
110.	208.106.80.210_Mozilla/4.0 (compatible; MSIE 6.0; Windows NT 5.0; .NET CLR 1.1.4322; .NET CLR 2.0.50727)	1	0.09%	1
111.	222.131.1.165_Mozilla/4.0 (compatible; MSIE 7.0; Windows NT 5.1; GTB5; .NET CLR 2.0.50727)	1	0.09%	1
112.	131.183.23.100_Mozilla/4.0 (compatible; MSIE 7.0; Windows NT 5.1; .NET CLR 1.1.4322; .NET CLR 2.0.50727; .NET CLR 3.0.04506.30; InfoPath.2; InfoPath.1; .NET CLR 3.0.04506.648)	1	0.09%	1
113.	hide-102.maine.gov_Mozilla/4.0 (compatible; MSIE 6.0; Windows NT 5.1; SV1; .NET CLR 1.1.4322; .NET CLR 2.0.50727; .NET CLR 3.0.04506.30; .NET CLR 3.0.04506.648; InfoPath.1)	1	0.09%	1
114.	136.145.167.161_Mozilla/4.0 (compatible; MSIE 6.0; Windows NT 5.1; SV1; .NET CLR 1.1.4322)	1	0.09%	2
115.	c-69-250-54-177.hsd1.md.comcast.net_Mozilla/4.0 (compatible; MSIE 6.0; Windows NT 5.0; .NET CLR 1.1.4322; .NET CLR 2.0.50727)	1	0.09%	1
116.	189.16.79.130_Mozilla/4.0 (compatible; MSIE 7.0; Windows NT 5.1; .NET CLR 1.1.4322; .NET CLR 2.0.50727; .NET CLR 3.0.04506.30)	1	0.09%	1
117.	136.224.219.75_Mozilla/5.0 (Windows; U; Windows NT 6.0; en-US; rv:1.9.0.4) Gecko/2008102920 Firefox/3.0.4	1	0.09%	2
118.	ppp-70-242-148-173.dsl.stlsmo.swbell.net_Mozilla/4.0 (compatible; MSIE 7.0; Windows NT 6.0; SLCC1; .NET CLR 2.0.50727; Media Center PC 5.0; .NET CLR 3.0.04506)	1	0.09%	1

	Visitor	Visits	% Visits	Hits
119.	222.253.94.172_Mozilla/4.0 (compatible; MSIE 7.0; Windows NT 5.1; .NET CLR 1.1.4322)	1	0.09%	4
120.	phx-igate.goodrich.com_Mozilla/4.0 (compatible; MSIE 6.0; Windows NT 5.1; SV1; InfoPath.1; .NET CLR 2.0.50727; .NET CLR 1.1.4322; .NET CLR 3.0.04506.30; .NET CLR 3.0.04506.648)	1	0.09%	2
121.	208.250.49.230_Mozilla/4.0 (compatible; MSIE 7.0; Windows NT 5.1; InfoPath.2)	1	0.09%	19
122.	sph1ffe.ad.fiu.edu_Mozilla/4.0 (compatible; MSIE 7.0; Windows NT 5.1; .NET CLR 1.1.4322; InfoPath.2)	1	0.09%	2
123.	ip68-229-202-176.ok.ok.cox.net_Mozilla/4.0 (compatible; MSIE 7.0; Windows NT 5.1)	1	0.09%	1
124.	c-66-31-95-23.hsd1.nh.comcast.net_Mozilla/4.0 (compatible; MSIE 6.0; Windows NT 5.1; SV1; .NET CLR 1.1.4322)	1	0.09%	2
125.	txaust03global1.wm.com_Mozilla/4.0 (compatible; MSIE 6.0; Windows NT 5.1; SV1; .NET CLR 1.1.4322; .NET CLR 2.0.50727; InfoPath.2; .NET CLR 3.0.04506.648; .NET CLR 3.5.21022)	1	0.09%	2
126.	44.sub-75-217-230.myvzw.com_Mozilla/4.0 (compatible; MSIE 7.0; Windows NT 5.1; .NET CLR 1.0.3705; .NET CLR 1.1.4322; Media Center PC 4.0; .NET CLR 2.0.50727)	1	0.09%	1
127.	71.4.28.34_Mozilla/4.0 (compatible; MSIE 7.0; Windows NT 5.1; .NET CLR 1.1.4322; .NET CLR 2.0.50727; .NET CLR 3.0.04506.30; InfoPath.2; .NET CLR 3.0.04506.648)	1	0.09%	1
128.	74.70.74.14_Mozilla/5.0 (Macintosh; U; Intel Mac OS X 10_5_5; en-us) AppleWebKit/525.26.2 (KHTML, like Gecko) Version/3.2 Safari/525.26.12	1	0.09%	2
129.	202.113.231.202_Mozilla/5.0 (Windows; U; Windows NT 5.1; zh-CN; rv:1.8.1.17) Gecko/20080829 Firefox/2.0.0.17	1	0.09%	1
130.	165.229.166.23_Mozilla/4.0 (compatible; MSIE 7.0; Windows NT 5.1; IPMS/17A6E5A5-1493A272E5E; .NET CLR 1.1.4322; .NET CLR 2.0.50727)	1	0.09%	1
131.	dhcp-131-216-44-30.dhcp.unlv.edu_Mozilla/4.0 (compatible; MSIE 7.0; Windows NT 6.0; SLCC1; .NET CLR 2.0.50727; Media Center PC 5.0; .NET CLR 3.0.04506; InfoPath.2)	1	0.09%	1
132.	219.67.171.131_Mozilla/4.0 (compatible; MSIE 6.0; Windows NT 5.1; SV1; .NET CLR 1.1.4322; .NET CLR 2.0.50727)	1	0.09%	1

	Visitor	Visits	% Visits	Hits
133.	192.172.226.121_Mozilla/5.0 (Windows; U; Windows NT 5.1; en-US; rv:1.7.10) Gecko/20050716 Firefox/1.0.6	1	0.09%	1
134.	61.35.237.132_Mozilla/4.0 (compatible; MSIE 6.0; Windows NT 5.1; SV1)	1	0.09%	2
135.	ekm-dsl-static-61.17.217.87.vsnl.net.in_Mozilla/5.0 (Windows; U; Windows NT 5.1; en-US) AppleWebKit/525.13 (KHTML, like Gecko) Chrome/0.2.149.30 Safari/525.13	1	0.09%	2
136.	vpn3-145194.near.uiuc.edu_Mozilla/4.0 (compatible; MSIE 7.0; Windows NT 6.0; SLCC1; .NET CLR 2.0.50727; .NET CLR 3.0.04506)	1	0.09%	2
137.	81.31.171.33_Mozilla/4.0 (compatible; MSIE 6.0; Windows NT 5.1; SV1; .NET CLR 2.0.50727)	1	0.09%	2
138.	72-24-32-246.cpe.cableone.net_Mozilla/5.0 (Windows; U; Windows NT 5.1; en-US) AppleWebKit/525.19 (KHTML, like Gecko) Chrome/0.4.154.29 Safari/525.19	1	0.09%	1
139.	c-76-28-168-148.hsd1.wa.comcast.net_Mozilla/5.0 (Windows; U; Windows NT 6.0; en-US; rv:1.9.0.4) Gecko/2008102920 Firefox/3.0.4	1	0.09%	1
140.	193.191.8.13_Mozilla/4.0 (compatible; MSIE 7.0; Windows NT 5.1; AntivirXP08; .NET CLR 1.1.4322; .NET CLR 2.0.50727; .NET CLR 3.0.04506.30)	1	0.09%	1
141.	41.208.106.244_Mozilla/4.0 (compatible; MSIE 6.0; Windows NT 5.1; SV1; InfoPath.2; .NET CLR 1.1.4322)	1	0.09%	1
142.	c-71-233-237-7.hsd1.ma.comcast.net_Mozilla/4.0 (compatible; MSIE 7.0; Windows NT 6.0; WOW64; SLCC1; .NET CLR 2.0.50727; .NET CLR 3.0.04506; Media Center PC 5.0)	1	0.09%	1
143.	218.69.178.180_Mozilla/4.0 (compatible; MSIE 6.0; Windows NT 5.1; SV1; aff-kingsoft-ciba)	1	0.09%	16
144.	dsl.dynamic8121579121.ttnet.net.tr_Mozilla/4.0 (compatible; MSIE 7.0; Windows NT 6.0; SLCC1; .NET CLR 2.0.50727; .NET CLR 3.0.04506; InfoPath.1)	1	0.09%	3
145.	221.46.124.24.cm.sunflower.com_Mozilla/4.0 (compatible; MSIE 7.0; Windows NT 5.1; .NET CLR 1.1.4322)	1	0.09%	2
146.	dynamic-acs-24-154-193-39.zoominternet.net_Mozilla/4.0 (compatible; MSIE 7.0; Windows NT 5.1; .NET CLR 1.1.4322; .NET CLR 2.0.50727)	1	0.09%	1
147.	wdcSun25.usdoj.gov_Mozilla/4.0 (compatible; MSIE 6.0; Windows NT 5.1; SV1; DOJ3jx7bf; InfoPath.1)	1	0.09%	1

	Visitor	Visits	% Visits	Hits
■ 148.	192.132.64.2_Mozilla/5.0 (Windows; U; Windows NT 5.1; en-US; rv:1.8.1.18) Gecko/20081029 Firefox/2.0.0.18	1	0.09%	1
■ 149.	204.97.104.30_Mozilla/4.0 (compatible; MSIE 6.0; Windows NT 5.1; FunWebProducts; GoogleT5)	1	0.09%	1
■ 150.	131.113.77.131_Mozilla/5.0 (Macintosh; U; Intel Mac OS X 10_5_5; en-us) AppleWebKit/525.27.1 (KHTML, like Gecko) Version/3.2.1 Safari/525.27.1	1	0.09%	1
■ 151.	66-194-118-10.static.twtelecom.net_Mozilla/4.0 (compatible; MSIE 6.0; Windows NT 5.1; SV1; .NET CLR 1.1.4322; InfoPath.1)	1	0.09%	1
■ 152.	60.28.196.69_Mozilla/4.0 (compatible; MSIE 6.0; Windows NT 5.1; SV1; QQDownload 1.7; .NET CLR 1.1.4322; .NET CLR 2.0.50727; 360SE)	1	0.09%	1
■ 153.	161.80.142.205_Mozilla/4.0 (compatible; MSIE 7.0; Windows NT 5.1; InfoPath.1; .NET CLR 1.1.4322; .NET CLR 2.0.50727)	1	0.09%	1
■ 154.	151.57.255.148_Mozilla/4.0 (compatible; MSIE 7.0; Windows NT 6.0; SLCC1; .NET CLR 2.0.50727; .NET CLR 3.0.04506; InfoPath.1)	1	0.09%	1
■ 155.	71-10-252-216.dhcp.oxfr.ma.charter.com_Mozilla/4.0 (compatible; MSIE 7.0; Windows NT 5.1; TrustyHound IE-TB(4.6); .NET CLR 1.1.4322; .NET CLR 2.0.50727; .NET CLR 3.0.4506.2152; .NET CLR 3.5.30729)	1	0.09%	2
■ 156.	61.181.207.69_Mozilla/4.0 (compatible; MSIE 6.0; Windows NT 5.1; SV1; aff-kingsoft-ciba)	1	0.09%	4
■ 157.	208.250.49.184_Mozilla/4.0 (compatible; MSIE 7.0; Windows NT 5.1; InfoPath.2)	1	0.09%	8
■ 158.	ip-32.32.99.216.dsl-cust.ca.inter.net_Mozilla/4.0 (compatible; MSIE 7.0; Windows NT 5.1; FunWebProducts; Mozilla/4.0 (compatible; MSIE 6.0; Windows NT 5.1; SV1); .NET CLR 1.1.4322; .NET CLR 2.0.50727)	1	0.09%	1
■ 159.	h251139.s250.odu.edu_Mozilla/4.0 (compatible; MSIE 7.0; Windows NT 5.1; .NET CLR 1.1.4322; .NET CLR 2.0.50727; .NET CLR 3.0.04506.30; .NET CLR 3.0.04506.648; InfoPath.2)	1	0.09%	1
■ 160.	165.151.31.103_Mozilla/4.0 (compatible; MSIE 6.0; Windows NT 5.1; SV1; InfoPath.2)	1	0.09%	1
■ 161.	198.7.245.77_Mozilla/4.0 (compatible; MSIE 7.0; Windows NT 6.0; SLCC1; .NET CLR 2.0.50727; Media Center PC 5.0; .NET CLR 3.0.04506)	1	0.09%	1

	Visitor	Visits	% Visits	Hits
162.	190.142.10.206_Opera/9.62 (Windows NT 5.1; U; es-LA) Presto/2.1.1	1	0.09%	1
163.	a010.iesp.uic.edu_Mozilla/4.0 (compatible; MSIE 6.0; Windows NT 5.1; SV1; .NET CLR 1.1.4322; InfoPath.1)	1	0.09%	1
164.	161.80.46.118_Mozilla/4.0 (compatible; MSIE 7.0; Windows NT 5.1; .NET CLR 2.0.50727; .NET CLR 1.1.4322; .NET CLR 3.0.04506.30)	1	0.09%	2
165.	gambit.novsvcs.net_Mozilla/4.0 (compatible; MSIE 6.0; Windows NT 5.0; .NET CLR 1.0.3705; InfoPath.1; .NET CLR 1.1.4322; .NET CLR 2.0.50727; MS-RTC LM 8)	1	0.09%	3
166.	c-76-98-142-140.hsd1.nj.comcast.net_Mozilla/4.0 (compatible; MSIE 7.0; Windows NT 6.0; SLCC1; .NET CLR 2.0.50727; Media Center PC 5.0; .NET CLR 3.0.04506; InfoPath.2; Zune 3.0)	1	0.09%	1
167.	many.colby-sawyer.edu_Mozilla/4.0 (compatible; MSIE 7.0; Windows NT 5.1; .NET CLR 1.1.4322; .NET CLR 2.0.50727; .NET CLR 3.0.04506.30; InfoPath.2)	1	0.09%	1
168.	134.67.8.212_Mozilla/4.0 (compatible; MSIE 7.0; Windows NT 5.1; .NET CLR 1.1.4322; .NET CLR 2.0.50727; .NET CLR 3.0.04506.30)	1	0.09%	1
169.	txaust03global1.wm.com_Mozilla/4.0 (compatible; MSIE 6.0; Windows NT 5.1; SV1; .NET CLR 1.1.4322; .NET CLR 2.0.50727; MS-RTC LM 8; .NET CLR 3.0.04506.30)	1	0.09%	1
170.	sys1.henkel-americas.com_Mozilla/4.0 (compatible; MSIE 6.0; Windows NT 5.1; SV1; .NET CLR 1.1.4322; .NET CLR 2.0.50727)	1	0.09%	1
171.	desktop-009.evergreen.edu_Mozilla/5.0 (Windows; U; Windows NT 5.1; en-US; rv:1.9.0.4) Gecko/2008102920 Firefox/3.0.4	1	0.09%	1
172.	namr0103.cvm.ncsu.edu_Mozilla/4.0 (compatible; MSIE 6.0; Windows NT 5.1; SV1; .NET CLR 2.0.50727; InfoPath.2)	1	0.09%	1
173.	63.228.27.194_Mozilla/4.0 (compatible; MSIE 7.0; Windows NT 5.1; .NET CLR 2.0.50727; .NET CLR 1.1.4322; .NET CLR 3.0.04506.30; .NET CLR 3.0.04506.648)	1	0.09%	1
174.	c-69-250-238-188.hsd1.md.comcast.net_Mozilla/5.0 (Windows; U; Windows NT 6.0; en-US; rv:1.9.0.4) Gecko/2008102920 Firefox/3.0.4	1	0.09%	1

	Visitor	Visits	% Visits	Hits
175.	134.67.79.228_Mozilla/4.0 (compatible; MSIE 7.0; Windows NT 5.1; .NET CLR 1.1.4322; .NET CLR 2.0.50727; .NET CLR 3.0.04506.30)	1	0.09%	4
176.	JEEEEUNS.ANDREW.CMU.EDU_Mozilla/4.0 (compatible; MSIE 7.0; Windows NT 5.1; .NET CLR 2.0.50727; InfoPath.2)	1	0.09%	1
177.	static-68-161-225-194.ny325.east.verizon.net_Mozilla/5.0 (Windows; U; Windows NT 5.1; en-US; rv:1.9.0.4) Gecko/2008102920 Firefox/3.0.4	1	0.09%	1
178.	neiu-dmz-13-225.neiu.edu_Mozilla/4.0 (compatible; MSIE 7.0; Windows NT 5.1; Mozilla/4.0 (compatible; MSIE 6.0; Windows NT 5.1; SV1) ; InfoPath.1)	1	0.09%	1
179.	75-138-152-009.dhcp.snfr.nc.charter.com_Mozilla/5.0 (Windows; U; Windows NT 6.0; en-US; rv:1.9.0.4) Gecko/2008102920 Firefox/3.0.4	1	0.09%	1
180.	nc-76-6-105-88.dhcp.embarqhsd.net_Mozilla/4.0 (compatible; MSIE 7.0; Windows NT 6.0; SLCC1; .NET CLR 2.0.50727; Media Center PC 5.0; .NET CLR 3.0.04506)	1	0.09%	1
181.	203.229.137.1_Mozilla/4.0 (compatible; MSIE 6.0; Windows NT 5.1; SV1; InfoPath.1; .NET CLR 2.0.50727; NetClient_AA0000F08C9219)	1	0.09%	1
182.	sghnotedev.dynamic.ucsd.edu_Opera/9.27 (Windows NT 5.1; U; en)	1	0.09%	1
183.	ip68-225-238-85.oc.oc.cox.net_Mozilla/4.0 (compatible; MSIE 7.0; Windows NT 5.1; .NET CLR 1.1.4322)	1	0.09%	1
184.	202.113.231.214_Mozilla/4.0 (compatible; MSIE 6.0; Windows NT 5.1; SV1; QQDownload 1.7; .NET CLR 2.0.50727; .NET CLR 3.0.04506.30)	1	0.09%	1
185.	adsl-99-191-3-57.dsl.pltn13.sbcglobal.net_Mozilla/5.0 (Windows; U; Windows NT 5.1; en-US; rv:1.9.0.4) Gecko/2008102920 Firefox/3.0.4	1	0.09%	1
186.	pc-50-24-160-190.cm.vtr.net_Mozilla/4.0 (compatible; MSIE 8.0; Windows NT 5.1; Trident/4.0; GTB5; .NET CLR 2.0.50727; InfoPath.1; .NET CLR 1.1.4322; OfficeLiveConnector.1.1)	1	0.09%	1
187.	204.102.214.22_Mozilla/4.0 (compatible; MSIE 7.0; Windows NT 5.1; InfoPath.2)	1	0.09%	1
188.	202.185.32.194_Mozilla/4.0 (compatible; MSIE 7.0; Windows NT 5.1; .NET CLR 1.1.4322; InfoPath.2; .NET CLR 2.0.50727; .NET CLR 3.0.04506.30; .NET CLR 3.0.04506.648)	1	0.09%	2

	Visitor	Visits	% Visits	Hits
189.	202.175.73.90_Mozilla/4.0 (compatible; MSIE 6.0; Windows NT 5.1; SV1)	1	0.09%	1
190.	dhcp-086140.mobile.uci.edu_Mozilla/5.0 (Macintosh; U; Intel Mac OS X 10.4; en-US; rv:1.9.0.4) Gecko/2008102920 Firefox/3.0.4	1	0.09%	1
191.	59.92.83.134_Mozilla/4.0 (compatible; MSIE 6.0; Windows NT 5.1; SV1; .NET CLR 2.0.50727)	1	0.09%	1
192.	222.90.76.163_Mozilla/4.0 (compatible; MSIE 7.0; Windows NT 5.1; .NET CLR 1.1.4322)	1	0.09%	1
193.	80.191.165.102_Mozilla/4.0 (compatible; MSIE 6.0; Windows NT 5.1; SV1; .NET CLR 2.0.50727; InfoPath.2)	1	0.09%	5
194.	ip8061f504.host.ucla.edu_Mozilla/5.0 (Windows; U; Windows NT 6.0; en-US; rv:1.9.0.4) Gecko/2008102920 Firefox/3.0.4	1	0.09%	1
195.	84.241.133.114_Mozilla/4.0 (compatible; MSIE 7.0; Windows NT 5.1; .NET CLR 2.0.50727)	1	0.09%	1
196.	host-84-205-224-5.cpe.syzefxis.ote.gr_Mozilla/4.0 (compatible; MSIE 7.0; Windows NT 5.1; .NET CLR 1.1.4322; InfoPath.1)	1	0.09%	1
197.	fatcat.engr.ucdavis.edu_Mozilla/5.0 (Windows; U; Windows NT 5.1; en-US; rv:1.9.0.3) Gecko/2008092417 Firefox/3.0.3	1	0.09%	1
198.	192.149.97.50_Mozilla/4.0 (compatible; MSIE 7.0; Windows NT 6.0; SLCC1; .NET CLR 2.0.50727; Media Center PC 5.0; .NET CLR 3.0.04506; Windows-Media-Player/10.00.00.3990)	1	0.09%	1
199.	118.170.92.159_Mozilla/4.0 (compatible; MSIE 6.0; Windows NT 5.1; SV1; Foxy/1; .NET CLR 2.0.50727)	1	0.09%	2
200.	195.228.143.98_Mozilla/4.0 (compatible; MSIE 6.0; Windows NT 5.1; SV1; InfoPath.1; .NET CLR 1.1.4322)	1	0.09%	1
201.	208.250.49.217_Mozilla/4.0 (compatible; MSIE 7.0; Windows NT 5.1; InfoPath.2)	1	0.09%	1
202.	208.250.49.170_Mozilla/4.0 (compatible; MSIE 7.0; Windows NT 5.1; InfoPath.2)	1	0.09%	8
203.	83-244-171-212.cust-83.exponential-e.net_Mozilla/4.0 (compatible; MSIE 7.0; Windows NT 5.1; .NET CLR 2.0.50727; MS-RTC LM 8; InfoPath.1)	1	0.09%	5
204.	wsip-24-249-210-114.ri.ri.cox.net_Mozilla/4.0 (compatible; MSIE 7.0; Windows NT 5.1; .NET CLR 1.1.4322; .NET CLR 2.0.50727; .NET CLR 3.0.04506.30; .NET CLR 3.0.04506.648)	1	0.09%	1

	Visitor	Visits	% Visits	Hits
205.	nbricciardi2.polito.it_Mozilla/5.0 (Macintosh; U; Intel Mac OS X 10.5; it; rv:1.9.0.4) Gecko/2008102920 Firefox/3.0.4	1	0.09%	1
206.	corp4.duke-energy.com_Mozilla/4.0 (compatible; MSIE 6.0; Windows NT 5.1; SV1; .NET CLR 1.1.4322; .NET CLR 2.0.50727; .NET CLR 3.0.04506.30; MS-RTC LM 8)	1	0.09%	1
207.	58.213.252.236_Mozilla/4.0 (compatible; MSIE 7.0; Windows NT 5.1; .NET CLR 2.0.50727; MAXTHON 2.0)	1	0.09%	1
208.	21.162.173.61.broad.xw.sh.dynamic.163data.com.cn_Mozilla/310 (compatible; Indy Library)		0.09%	1
209.	79.125.137.60_Mozilla/4.0 (compatible; MSIE 6.0; Windows NT 5.1; SV1)	1	0.09%	1
210.	c-98-213-226-82.hsd1.il.comcast.net_Mozilla/4.0 (compatible; MSIE 7.0; Windows NT 5.1; Comcast Install 1.0; .NET CLR 1.1.4322; .NET CLR 2.0.50727)	1	0.09%	2
211.	41.208.109.204_Mozilla/5.0 (Windows; U; Windows NT 5.1; ar; rv:1.8.1.18) Gecko/20081029 Firefox/2.0.0.18	1	0.09%	1
212.	136.2.1.153_Mozilla/4.0 (compatible; MSIE 6.0; Windows NT 5.1; SV1; F-6.0SP2-20041109; InfoPath.1; .NET CLR 2.0.50727; .NET CLR 3.0.04506.30)	1	0.09%	1
213.	fb09daad1.agrar.uni-giessen.de_Mozilla/4.0 (compatible; MSIE 7.0; Windows NT 5.1; MRA 5.1 (build 02214); SIMBAR={5BE98F06-3AF0-40DA-B80E-E797D966F937}; .NET CLR 2.0.50727; .NET CLR 3.0.04506.30)	1	0.09%	1
214.	166.111.42.132_Mozilla/4.0 (compatible; MSIE 7.0; Windows NT 5.1; InfoPath.2; .NET CLR 2.0.50727)	1	0.09%	4
215.	217.76.214.46_Mozilla/4.0 (compatible; MSIE 7.0; Windows NT 5.1)	1	0.09%	1
216.	PRODUCTIVITY-13.BOBST.NYU.EDU_Mozilla/5.0 (Windows; U; Windows NT 5.1; en-US; rv:1.8.1.11) Gecko/20071127 Firefox/2.0.0.11	1	0.09%	1
217.	124-170-2-92.dyn.iinet.net.au_Mozilla/5.0 (Macintosh; U; PPC Mac OS X 10.4; en-US; rv:1.9.0.4) Gecko/2008102920 Firefox/3.0.4	1	0.09%	1
218.	c-24-8-234-61.hsd1.co.comcast.net_Mozilla/4.0 (compatible; MSIE 7.0; Windows NT 5.1; .NET CLR 1.0.3705; .NET CLR 1.1.4322; Media Center PC 4.0; .NET CLR 2.0.50727)	1	0.09%	1
219.	129.237.43.99_Mozilla/5.0 (Windows; U; Windows NT 5.1; en-US; rv:1.9) Gecko/2008052906 Firefox/3.0	1	0.09%	1

	Visitor	Visits	% Visits	Hits
220.	H10-N038223231.ttemi.com_Mozilla/4.0 (compatible; MSIE 6.0; Windows NT 5.1; SV1; .NET CLR 1.1.4322; .NET CLR 2.0.50727; InfoPath.1; .NET CLR 3.0.04506.30; .NET CLR 3.0.04506.648)	1	0.09%	1
221.	63-147-12-30.dia.static.qwest.net_Mozilla/4.0 (compatible; MSIE 6.0; Windows NT 5.1) Web Link Validator	1	0.09%	3
222.	menlouext.exponent.com_Mozilla/4.0 (compatible; MSIE 7.0; Windows NT 5.1; .NET CLR 1.1.4322; .NET CLR 2.0.50727)	1	0.09%	1
223.	82.178.100.36_Mozilla/5.0 (Windows; U; Windows NT 5.1; en-US; rv:1.9.0.4) Gecko/2008102920 Firefox/3.0.4	1	0.09%	1
224.	203.241.147.42_Mozilla/4.0 (compatible; MSIE 7.0; Windows NT 5.1; .NET CLR 2.0.50727; .NET CLR 3.0.04506.30; .NET CLR 1.1.4322; InfoPath.1)	1	0.09%	2
225.	dd.fws.gov_Mozilla/5.0 (Windows; U; Windows NT 5.1; en-US; rv:1.9.0.4) Gecko/2008102920 Firefox/3.0.4	1	0.09%	2
226.	pool-71-251-163-25.bflony.east.verizon.net_Mozilla/5.0 (Windows; U; Windows NT 6.0; en-US; rv:1.9.0.4) Gecko/2008102920 Firefox/3.0.4	1	0.09%	1
227.	ppp-68-251-49-171.dsl.chcgil.ameritech.net_Mozilla/4.0 (compatible; MSIE 7.0; Windows NT 5.1; .NET CLR 1.0.3705; .NET CLR 1.1.4322; Media Center PC 4.0; yplus 5.1.05b)	1	0.09%	2
228.	207-176-9-21.static.pccwglobal.net_Mozilla/4.0 (compatible; MSIE 6.0; Windows NT 5.1; SV1)	1	0.09%	1
229.	207-176-9-23.static.pccwglobal.net_Mozilla/4.0 (compatible; MSIE 6.0; Windows NT 5.1; SV1)	1	0.09%	1
230.	iqstac11.iqs.url.es_Mozilla/4.0 (compatible; MSIE 6.0; Windows NT 5.0; DigExt)	1	0.09%	1
231.	210.72.153.36_Mozilla/4.0 (compatible; MSIE 6.0; Windows NT 5.1; SV1; .NET CLR 2.0.50727; MAXTHON 2.0)	1	0.09%	1
232.	65.61.189.135_Mozilla/4.0 (compatible; MSIE 6.0; Win32)	1	0.09%	3
233.	c-98-233-191-248.hsd1.wv.comcast.net_Mozilla/4.0 (compatible; MSIE 7.0; Windows NT 6.0; SLCC1; .NET CLR 2.0.50727; Media Center PC 5.0; .NET CLR 3.0.04506)	1	0.09%	1
234.	60.250.62.40_Mozilla/4.0 (compatible; MSIE 7.0; Windows NT 6.0; SLCC1; .NET CLR 2.0.50727; .NET CLR 3.0.04506; .NET CLR 1.1.4322)	1	0.09%	2

	Visitor	Visits	% Visits	Hits
235.	61.20.148.123_Mozilla/5.0 (Windows; U; Windows NT 5.1; en-US) AppleWebKit/525.19 (KHTML, like Gecko) Chrome/0.4.154.29 Safari/525.19	1	0.09%	1
236.	207-176-9-25.static.pccwglobal.net_Mozilla/4.0 (compatible; MSIE 6.0; Windows NT 5.1; SV1)	1	0.09%	1
237.	203.229.239.143_Mozilla/4.0 (compatible; MSIE 6.0; Windows NT 5.1; SV1; InfoPath.2)	1	0.09%	1
238.	156.63.195.2_Mozilla/4.0 (compatible; MSIE 6.0; Windows NT 5.1; SV1; .NET CLR 1.1.4322; .NET CLR 2.0.50727; .NET CLR 3.0.04506.30)	1	0.09%	1
239.	tentirujo.quimica.unican.es_Mozilla/4.0 (compatible; MSIE 7.0; Windows NT 5.1; GTB5; .NET CLR 2.0.50727; .NET CLR 3.0.04506.30; .NET CLR 3.0.04506.648)	1	0.09%	1
240.	147.46.155.168_Mozilla/4.0 (compatible; MSIE 6.0; Windows NT 5.1; SV1; InfoPath.2; .NET CLR 2.0.50727; .NET CLR 1.1.4322; .NET CLR 3.0.04506.30; .NET CLR 3.0.04506.648)	1	0.09%	1
241.	161.80.15.132_Mozilla/4.0 (compatible; MSIE 6.0; Windows NT 5.1; SV1; .NET CLR 1.1.4322)	1	0.09%	1
242.	200.89.69.143_Mozilla/5.0 (Windows; U; Windows NT 5.1; en-US; rv:1.8.1.18) Gecko/20081029 Firefox/2.0.0.18	1	0.09%	1
243.	199.253.99.254_Mozilla/5.0 (Windows; U; Windows NT 5.1; de; rv:1.9.0.4) Gecko/2008102920 Firefox/3.0.4	1	0.09%	1
244.	adsl-68-120-84-3.dsl.irvnca.pacbell.net_Mozilla/4.0 (compatible; MSIE 7.0; Windows NT 5.1; .NET CLR 1.1.4322; DEL 3.2.158.0)	1	0.09%	1
245.	s2-150.forestlake.k12.mn.us_Mozilla/5.0 (Macintosh; U; PPC Mac OS X Mach-O; en-US; rv:1.8.1.14) Gecko/20080404 Firefox/2.0.0.14	1	0.09%	1
246.	203.80.80.74_Mozilla/5.0 (Windows; U; Windows NT 5.1; en-GB; rv:1.8.1.18) Gecko/20081029 Firefox/2.0.0.18	1	0.09%	1
247.	196.25.52.36_Mozilla/4.0 (compatible; MSIE 7.0; Windows NT 5.1; InfoPath.1; .NET CLR 2.0.50727; .NET CLR 3.0.04506.30)	1	0.09%	1
248.	61.30.170.202_Mozilla/4.0 (compatible; MSIE 6.0; Windows NT 5.1; SV1; .NET CLR 1.1.4322; InfoPath.1; .NET CLR 2.0.50727; .NET CLR 3.0.04506.30; .NET CLR 3.0.04506.648)	1	0.09%	1

	Visitor	Visits	% Visits	Hits
249.	sarc1b-209-204-86-200.sniparpa.net_Mozilla/4.0 (compatible; MSIE 6.0; Windows NT 5.1; SV1; GTB5; .NET CLR 1.1.4322; .NET CLR 2.0.50727)	1	0.09%	1
250.	deqnoaaaccess.virginia.gov_Mozilla/4.0 (compatible; MSIE 7.0; Windows NT 5.1; .NET CLR 2.0.50727)	1	0.09%	1
251.	144.80.78.5_Mozilla/4.0 (compatible; MSIE 6.0; Windows NT 5.1; SV1; .NET CLR 2.0.50727; .NET CLR 3.0.04506.30; .NET CLR 3.0.04506.648)	1	0.09%	1
252.	116.7.82.111_Mozilla/4.0 (compatible; MSIE 5.5; Windows 98)	1	0.09%	5
253.	58.2.238.143_Mozilla/4.0 (compatible; MSIE 6.0; Windows NT 5.1; SV1; GTB5)	1	0.09%	1
254.	lsmfpce3.WMF.Berkeley.EDU_Mozilla/5.0 (Windows; U; Windows NT 5.1; en-US; rv:1.8.1.16) Gecko/20080702 Firefox/2.0.0.16	1	0.09%	1
255.	prodweb.osti.gov_Mozilla/4.0 (compatible; T-H-U-N-D-E-R-S-T-O-N-E)	1	0.09%	7
256.	pool-72-88-145-48.nwrknj.east.verizon.net_Mozilla/4.0 (compatible; MSIE 7.0; Windows NT 6.0; SLCC1; .NET CLR 2.0.50727; Media Center PC 5.0; .NET CLR 3.0.04506; InfoPath.2)	1	0.09%	2
257.	kim-mac2.soil.ncsu.edu_Mozilla/5.0 (Macintosh; U; Intel Mac OS X 10.5; en-US; rv:1.9.0.4) Gecko/2008102920 Firefox/3.0.4	1	0.09%	1
258.	bas11-ottawa23-1177563479.dsl.bell.ca_Mozilla/4.0 (compatible; MSIE 7.0; Windows NT 5.1; .NET CLR 1.0.3705; .NET CLR 1.1.4322; .NET CLR 2.0.50727; .NET CLR 3.0.04506.30; Media Center PC 4.0; .NET CLR 3.0.04506.648; InfoPath.1)	1	0.09%	1
259.	pool-70-110-216-116.phil.east.verizon.net_Mozilla/4.0 (compatible; MSIE 7.0; Windows NT 5.1; Zango 10.0.341.0)	1	0.09%	1
260.	204.191.32.98_Mozilla/4.0 (compatible; MSIE 7.0; Windows NT 5.1; .NET CLR 1.1.4322; .NET CLR 2.0.50727)	1	0.09%	1
261.	c-76-109-191-208.hsd1.fl.comcast.net_Mozilla/5.0 (Windows; U; Windows NT 6.0; en-US; rv:1.9.0.4) Gecko/2008102920 Firefox/3.0.4	1	0.09%	1
262.	163.152.55.149_Mozilla/4.0 (compatible; MSIE 6.0; Windows NT 5.1; SV1; IPMS/953798A3-14938855131; Mozilla/4.0 (compatible; MSIE 6.0; Windows NT 5.1; SV1) ; InfoPath.1; .NET CLR 1.1.4322)	1	0.09%	1
263.	59.164.6.94_Mozilla/4.0 (compatible; MSIE 6.0; Windows NT 5.1; SV1; .NET CLR 2.0.50727)	1	0.09%	5

	Visitor	Visits	% Visits	Hits
264.	210.51.14.197_Mozilla/4.0 (compatible; MSIE 7.0; Windows NT 6.0; SLCC1; .NET CLR 2.0.50727; .NET CLR 3.0.04506; InfoPath.2)	1	0.09%	1
265.	129-219-65-190.nat.asu.edu_Mozilla/5.0 (Windows; U; Windows NT 5.1; en-US; rv:1.9.0.4) Gecko/2008102920 Firefox/3.0.4	1	0.09%	2
266.	122-57-106-83.jetstream.xtra.co.nz_Mozilla/4.0 (compatible; MSIE 8.0; Windows NT 6.0; Trident/4.0; SLCC1; .NET CLR 2.0.50727; Media Center PC 5.0; .NET CLR 3.0.04506; InfoPath.2)	1	0.09%	1
267.	mcisd.org_Mozilla/4.0 (compatible; MSIE 7.0; Windows NT 5.1; MCISD; MCISD; MCISD)	1	0.09%	2
268.	shelby-gig-2163s.wireless.louisville.edu_Mozilla/4.0 (compatible; MSIE 7.0; Windows NT 5.1; InfoPath.1; .NET CLR 1.1.4322; .NET CLR 2.0.50727; .NET CLR 3.0.04506.30; .NET CLR 3.0.04506.648)	1	0.09%	1
269.	97-90-239-177.dhcp.eucl.wi.charter.com_Mozilla/4.0 (compatible; MSIE 7.0; Windows NT 5.1; .NET CLR 1.1.4322; .NET CLR 2.0.50727; .NET CLR 3.0.04506.30; InfoPath.2; .NET CLR 3.0.04506.648)	1	0.09%	1
270.	c-24-126-14-148.hsd1.wv.comcast.net_Mozilla/4.0 (compatible; MSIE 7.0; Windows NT 5.1; .NET CLR 1.0.3705; .NET CLR 1.1.4322; Media Center PC 4.0; .NET CLR 2.0.50727)	1	0.09%	4
271.	208-118-178-2.i95.net_Mozilla/5.0 (Macintosh; U; PPC Mac OS X 10_4_11; en) AppleWebKit/525.18 (KHTML, like Gecko) Version/3.1.1 Safari/525.18	1	0.09%	1
272.	cpe-76-92-221-22.kc.res.rr.com_Mozilla/4.0 (compatible; MSIE 7.0; Windows NT 5.1; .NET CLR 1.1.4322; .NET CLR 2.0.50727)	1	0.09%	1
273.	nv-76-4-234-38.dhcp.embarqhsd.net_Mozilla/4.0 (compatible; MSIE 7.0; Windows NT 5.1; .NET CLR 1.0.3705; .NET CLR 1.1.4322; Media Center PC 4.0)	1	0.09%	1
274.	n128-227-34-66.xlate.ufl.edu_Mozilla/4.0 (compatible; MSIE 7.0; Windows NT 5.1; .NET CLR 1.1.4322; .NET CLR 2.0.50727; InfoPath.1)	1	0.09%	2
275.	128-8-218-163.umd.edu_Mozilla/5.0 (Windows; U; Windows NT 5.1; en-US; rv:1.8.1.4) Gecko/20070515 Firefox/2.0.0.4	1	0.09%	1
276.	cache-ntc-ad02.proxy.aol.com_Mozilla/4.0 (compatible; MSIE 6.0; AOL 9.0; Windows NT 5.1; SV1; .NET CLR 1.1.4322)	1	0.09%	1

	Visitor	Visits	% Visits	Hits
277.	spider-ntc-te06.proxy.aol.com_Mozilla/4.0 (compatible; MSIE 6.0; AOL 9.0; Windows NT 5.1; SV1; .NET CLR 1.1.4322)	1	0.09%	1
278.	97-113-134-47.tukw.qwest.net_Mozilla/5.0 (Macintosh; U; PPC Mac OS X 10_4_11; en) AppleWebKit/525.18 (KHTML, like Gecko) Version/3.1.2 Safari/525.22	1	0.09%	2
279.	maincampus.mesastate.edu_Mozilla/5.0 (Windows; U; Windows NT 5.1; en-US; rv:1.8.1.16) Gecko/20080702 Firefox/2.0.0.16	1	0.09%	2
280.	ip72-204-155-162.no.no.cox.net_Mozilla/4.0 (compatible; MSIE 7.0; Windows NT 5.1; .NET CLR 1.0.3705; .NET CLR 1.1.4322; Media Center PC 4.0)	1	0.09%	1
281.	A05D6FCA.state.nj.us_Mozilla/4.0 (compatible; MSIE 6.0; Windows NT 5.1; SV1; .NET CLR 2.0.50727)	1	0.09%	1
282.	202.113.19.247_Mozilla/4.0 (compatible; MSIE 6.0; Windows NT 5.1; SV1; .NET CLR 2.0.50727; MAXTHON 2.0)	1	0.09%	2
283.	cpe-173-88-77-107.columbus.res.rr.com_Mozilla/5.0 (Windows; U; Windows NT 6.0; en-US) AppleWebKit/525.19 (KHTML, like Gecko) Chrome/0.4.154.29 Safari/525.19	1	0.09%	1
284.	pd1px4.st.vc.shawcable.net_Mozilla/4.0 (compatible; MSIE 7.0; Windows NT 6.0; SLCC1; .NET CLR 2.0.50727; Media Center PC 5.0; .NET CLR 3.0.04506)	1	0.09%	1
285.	c-76-22-113-188.hsd1.wa.comcast.net_Mozilla/4.0 (compatible; MSIE 7.0; Windows NT 5.1; .NET CLR 1.0.3705; .NET CLR 1.1.4322; Media Center PC 4.0; InfoPath.1)	1	0.09%	1
286.	217.218.14.130_Mozilla/4.0 (compatible; MSIE 6.0; Windows NT 5.1; SV1; .NET CLR 1.1.4322; .NET CLR 2.0.50727)	1	0.09%	1
287.	122-57-100-184.jetstream.xtra.co.nz_Mozilla/4.0 (compatible; MSIE 8.0; Windows NT 6.0; Trident/4.0; SLCC1; .NET CLR 2.0.50727; Media Center PC 5.0; .NET CLR 3.0.04506; InfoPath.2)	1	0.09%	1
288.	122.53.101.206.pldt.net_Mozilla/5.0 (Windows; U; Windows NT 6.0; en-US; rv:1.9.0.4) Gecko/2008102920 Firefox/3.0.4	1	0.09%	3
289.	gw.myclearwater.com_No Agent	1	0.09%	1
290.	156-56-66-82.dhcp-bl.indiana.edu_Mozilla/4.0 (compatible; MSIE 7.0; Windows NT 6.0; SLCC1; .NET CLR 2.0.50727; .NET CLR 3.0.04506; InfoPath.2)	1	0.09%	2
291.	92.254.207.97_Mozilla/4.0 (compatible; MSIE 7.0; Windows NT 5.1)	1	0.09%	1

	Visitor	Visits	% Visits	Hits
292.	ip72-200-223-67.ok.ok.cox.net_Mozilla/5.0 (Macintosh; U; Intel Mac OS X 10_5_5; en-us) AppleWebKit/525.18 (KHTML, like Gecko) Version/3.1.2 Safari/525.20.1	1	0.09%	1
293.	DCRP-curs00229.dhcp.unc.edu_Mozilla/5.0 (Windows; U; Windows NT 5.1; en-US; rv:1.9.0.4) Gecko/2008102920 Firefox/3.0.4	1	0.09%	1
294.	96.18.65.237_Mozilla/4.0 (compatible; MSIE 7.0; Windows NT 5.1; Media Center PC 3.0; .NET CLR 1.0.3705; .NET CLR 1.1.4322; .NET CLR 2.0.50727)	1	0.09%	1
295.	140.232.11.135_Mozilla/4.0 (compatible; MSIE 7.0; Windows NT 5.1; .NET CLR 1.1.4322; .NET CLR 2.0.50727; .NET CLR 3.0.04506.648; .NET CLR 3.5.21022)	1	0.09%	1
296.	144.37.194.141_Mozilla/4.0 (compatible; MSIE 7.0; Windows NT 5.1; .NET CLR 1.1.4322; .NET CLR 2.0.50727; .NET CLR 3.0.04506.30; .NET CLR 3.0.04506.648)	1	0.09%	2
297.	fbxe.cob.org_Mozilla/4.0 (compatible; MSIE 7.0; Windows NT 5.1; InfoPath.1; .NET CLR 1.1.4322; .NET CLR 2.0.50727; InfoPath.2)	1	0.09%	1
298.	c-76-105-247-72.hsd1.or.comcast.net_Mozilla/4.0 (compatible; MSIE 7.0; Windows NT 6.0; SLCC1; .NET CLR 2.0.50727; Media Center PC 5.0; .NET CLR 3.0.04506)	1	0.09%	1
299.	74.197.126.207_Mozilla/4.0 (compatible; MSIE 7.0; Windows NT 6.0; SLCC1; .NET CLR 2.0.50727; Media Center PC 5.0; .NET CLR 3.0.04506)	1	0.09%	1
300.	218.67.253.40_Mozilla/4.0 (compatible; MSIE 6.0; Windows NT 5.1; SV1; aff-kingsoft-ciba)	1	0.09%	3
301.	41.2.64.75_Mozilla/4.0 (compatible; MSIE 6.0; Windows NT 5.1; SV1; FunWebProducts; .NET CLR 1.1.4322; .NET CLR 2.0.50727)	1	0.09%	1
302.	bas12-ottawa23-1088846016.dsl.bell.ca_Mozilla/4.0 (compatible; MSIE 7.0; Windows NT 5.1; .NET CLR 1.0.3705; .NET CLR 1.1.4322; Media Center PC 4.0)	1	0.09%	1
303.	138.16.101.236_Mozilla/5.0 (Macintosh; Intel Mac OS X) Word/12.13.0	1	0.09%	1
304.	138.16.101.236_Mozilla/5.0 (Macintosh; U; Intel Mac OS X 10.5; en-US; rv:1.9.0.4) Gecko/2008102920 Firefox/3.0.4	1	0.09%	1
305.	agsb-4d0406c0.pool.mediaWays.net_Mozilla/4.0 (compatible; MSIE 5.01; Windows 98)	1	0.09%	2
306.	adsl-76-215-210-92.dsl.scrm01.sbcglobal.net_Mozilla/5.0 (Windows; U; Windows NT 5.1; en-US; rv:1.9.0.4) Gecko/2008102920 Firefox/3.0.4	1	0.09%	1

	Visitor	Visits	% Visits	Hits
307.	218.108.29.104_Opera/9.52 (Windows NT 5.1; U; en)	1	0.09%	1
308.	202.73.1.98_Mozilla/4.0 (compatible; MSIE 7.0; Windows NT 5.1; .NET CLR 1.1.4322)	1	0.09%	1
309.	81.201.48.26_Opera/9.63 (Windows NT 5.0; U; cs) Presto/2.1.1	1	0.09%	2
310.	c-68-59-8-59.hsd1.sc.comcast.net_Mozilla/5.0 (Windows; U; Windows NT 5.1; en-US; rv:1.9.0.4) Gecko/2008102920 Firefox/3.0.4	1	0.09%	1
311.	168.169.88.148_Mozilla/4.0 (compatible; MSIE 7.0; Windows NT 5.1; .NET CLR 1.1.4322; InfoPath.1)	1	0.09%	1
312.	rbkdfwl03-ext.sasol.com_Mozilla/4.0 (compatible; MSIE 6.0; Windows NT 5.1; SV1; .NET CLR 2.0.50727; .NET CLR 1.1.4322)	1	0.09%	1
313.	122.159.5.103_Mozilla/4.0 (compatible; MSIE 5.01; Windows 98)	1	0.09%	1
314.	lanrover.ashland.com_Mozilla/4.0 (compatible; MSIE 6.0; Windows NT 5.1; SV1; .NET CLR 1.1.4322)	1	0.09%	1
315.	83.103.75.206_Mozilla/4.0 (compatible; MSIE 7.0; Windows NT 5.1; InfoPath.1; .NET CLR 2.0.50727)	1	0.09%	1
316.	daoutside.hanford.gov_Mozilla/4.0 (compatible; MSIE 7.0; Windows NT 5.1; .NET CLR 2.0.50727; .NET CLR 1.1.4322; .NET CLR 3.0.04506.648; .NET CLR 3.5.21022)	1	0.09%	3
317.	cpe-66-74-140-199.socal.res.rr.com_Mozilla/4.0 (compatible; MSIE 7.0; Windows NT 5.1; .NET CLR 1.0.3705; .NET CLR 1.1.4322; Tablet PC 1.7; .NET CLR 2.0.50727; .NET CLR 3.0.04506.30; .NET CLR 3.0.04506.648; InfoPath.1)	1	0.09%	4
318.	202.113.231.214_Mozilla/4.0 (compatible; MSIE 7.0; Windows NT 5.1; .NET CLR 1.1.4322; CIBA; 360SE)	1	0.09%	2
319.	200.82.240.49_Mozilla/4.0 (compatible; MSIE 7.0; Windows NT 6.0; SLCC1; .NET CLR 2.0.50727; Media Center PC 5.0; .NET CLR 3.0.04506)	1	0.09%	1
320.	host26.190-139-68.telecom.net.ar_Mozilla/5.0 (Windows; U; Windows NT 5.1; es-ES; rv:1.9.0.4) Gecko/2008102920 Firefox/3.0.4	1	0.09%	1
321.	c-24-12-102-219.hsd1.il.comcast.net_Mozilla/4.0 (compatible; MSIE 7.0; Windows NT 5.1)	1	0.09%	1
322.	161.185.151.74_Mozilla/4.0 (compatible; MSIE 6.0; Windows NT 5.1; SV1; .NET CLR 1.1.4322; InfoPath.2; .NET CLR 2.0.50727)	1	0.09%	1

	Visitor	Visits	% Visits	Hits
323.	99-160-3-79.lightspeed.rcsntx.sbcglobal.net_Mozilla/4.0 (compatible; MSIE 7.0; Windows NT 6.0; SLCC1; .NET CLR 2.0.50727; Media Center PC 5.0; .NET CLR 3.0.04506)	1	0.09%	1
324.	146.94.175.17_Mozilla/4.0 (compatible; MSIE 7.0; Windows NT 5.1; .NET CLR 1.1.4322; .NET CLR 2.0.50727; InfoPath.1; .NET CLR 1.0.3705; .NET CLR 3.0.04506.648; .NET CLR 3.5.21022; InfoPath.2)	1	0.09%	1
325.	218.235.61.252_Mozilla/4.0 (compatible; MSIE 7.0; Windows NT 5.1; .NET CLR 2.0.50727; .NET CLR 3.0.04506.30; IEMB3; .NET CLR 3.0.04506.648; .NET CLR 1.1.4322)	1	0.09%	1
326.	207.253.198.226_Mozilla/4.0 (compatible; MSIE 7.0; Windows NT 5.1; .NET CLR 2.0.50727; .NET CLR 3.0.04506.30; .NET CLR 3.0.04506.648; .NET CLR 3.5.21022)	1	0.09%	1
327.	199.152.116.21_Mozilla/4.0 (compatible; MSIE 6.0; Windows NT 5.1; SV1; .NET CLR 1.1.4322; .NET CLR 2.0.50727; InfoPath.1; MS-RTC LM 8; .NET CLR 3.0.04506.648; .NET CLR 3.5.21022)	1	0.09%	1
328.	66-240-27-40.isp.comcastbusiness.net_Mozilla/4.0 (compatible; MSIE 7.0; Windows NT 6.0; SLCC1; .NET CLR 2.0.50727; Media Center PC 5.0; .NET CLR 3.0.04506)	1	0.09%	1
329.	161.80.88.188_Mozilla/4.0 (compatible; MSIE 6.0; Windows NT 5.1; SV1; .NET CLR 1.1.4322)	1	0.09%	1
330.	websec.ncc.go.jp_Mozilla/5.0 (Macintosh; U; PPC Mac OS X 10_4_11; ja-jp) AppleWebKit/525.27.1 (KHTML, like Gecko) Version/3.2.1 Safari/525.27.1	1	0.09%	1
331.	208.250.49.104_Mozilla/4.0 (compatible; MSIE 7.0; Windows NT 5.1; InfoPath.2)	1	0.09%	4
332.	61.35.237.131_Mozilla/4.0 (compatible; MSIE 6.0; Windows NT 5.1; SV1; MathPlayer 2.0)	1	0.09%	1
333.	adsl-75-39-122-242.dsl.wlfrct.sbcglobal.net_Mozilla/5.0 (Macintosh; U; PPC Mac OS X; en) AppleWebKit/523.12.2 (KHTML, like Gecko) Version/3.0.4 Safari/523.12.2	1	0.09%	1
334.	71-95-16-69.static.rvsvd.ca.charter.com_Mozilla/5.0 (Windows; U; Windows NT 6.0; pt-BR; rv:1.9.0.4) Gecko/2008102920 Firefox/3.0.4	1	0.09%	1
335.	210.125.184.82_Mozilla/4.0 (compatible; MSIE 7.0; Windows NT 5.1; .NET CLR 1.1.4322)	1	0.09%	1

	Visitor	Visits	% Visits	Hits
336.	133.105.32.148_Mozilla/4.0 (compatible; MSIE 6.0; Windows NT 5.2; WOW64; SV1; InfoPath.1; .NET CLR 2.0.50727)	1	0.09%	1
337.	host-213-178-224-167.aloola.sy_Mozilla/4.0 (compatible; MSIE 7.0; Windows NT 5.1)	1	0.09%	1
338.	146.130.116.81_Mozilla/4.0 (compatible; MSIE 4.01; Windows NT; MS Search 5.0 Robot)	1	0.09%	1
339.	hou-ext-vrrp.conocophillips.com_Mozilla/4.0 (compatible; MSIE 6.0; Windows NT 5.1; SV1; .NET CLR 1.1.4322; .NET CLR 2.0.50727)	1	0.09%	1
340.	adsl-68-122-190-154.dsl.scrn01.pacbell.net_Mozilla/4.0 (compatible; MSIE 7.0; Windows NT 5.1; .NET CLR 1.1.4322; InfoPath.1)	1	0.09%	2
341.	aula14.dch.unive.it_Mozilla/4.0 (compatible; MSIE 7.0; Windows NT 5.1; .NET CLR 1.1.4322)	1	0.09%	1
342.	mail1.hk.chn.tuv.com_Mozilla/4.0 (compatible; MSIE 7.0; Windows NT 5.1; .NET CLR 1.1.4322; .NET CLR 2.0.50727; .NET CLR 3.0.04506.30; .NET CLR 3.0.04506.648)	1	0.09%	2
343.	144-58-48-151.rev.epri.com_Mozilla/4.0 (compatible; MSIE 7.0; Windows NT 5.1; .NET CLR 1.1.4322; .NET CLR 2.0.50727; MS-RTC LM 8)	1	0.09%	1
344.	mail.royaleng.com_Mozilla/5.0 (compatible; Googlebot/2.1; http://www.google.com/bot.html)	1	0.09%	14
345.	116.71.20.83_Mozilla/4.0 (compatible; MSIE 7.0; Windows NT 5.1)	1	0.09%	1
346.	200.160.243.234_Mozilla/4.0 (compatible; MSIE 7.0; Windows NT 5.1; AntivirXP08; .NET CLR 1.1.4322; .NET CLR 2.0.50727)	1	0.09%	2
347.	198.Red-79-154-55.dynamicIP.rima-tde.net_Mozilla/5.0 (Windows; U; Windows NT 6.0; es-ES; rv:1.9.0.4) Gecko/2008102920 Firefox/3.0.4	1	0.09%	4
348.	nat-128-42-160-157.rice.edu_Mozilla/4.0 (compatible; MSIE 7.0; Windows NT 5.1; MathPlayer 2.10b; .NET CLR 1.0.3705; .NET CLR 1.1.4322; Media Center PC 4.0)	1	0.09%	1
349.	static-209-150-221-176.dsl.msp.eschelon.com_Mozilla/4.0 (compatible; MSIE 7.0; Windows NT 5.1; FunWebProducts; .NET CLR 1.1.4322; .NET CLR 2.0.50727)	1	0.09%	2
350.	mail.gemsinc.com_Mozilla/4.0 (compatible; MSIE 7.0; Windows NT 5.1; .NET CLR 1.1.4322; .NET CLR 2.0.50727; .NET CLR 3.0.04506.30; .NET CLR 3.0.04506.648)	1	0.09%	1

	Visitor	Visits	% Visits	Hits
351.	216.162.28.201_Mozilla/4.0 (compatible; MSIE 7.0; Windows NT 5.1; .NET CLR 1.1.4322; .NET CLR 2.0.50727)	1	0.09%	3
352.	c-71-60-21-129.hsd1.pa.comcast.net_Mozilla/4.0 (compatible; MSIE 7.0; Windows NT 5.1; Mozilla/4.0 (compatible; MSIE 6.0; Windows NT 5.1; SV1) ; .NET CLR 2.0.50727)	1	0.09%	1
353.	e3d3.BFL25.vectant.ne.jp_Mozilla/4.0 (compatible; MSIE 6.0; Windows NT 5.1; SV1; .NET CLR 1.1.4322; .NET CLR 2.0.50727)	1	0.09%	5
354.	adsl-068-157-150-242.sip.asm.bellsouth.net_Mozilla/4.0 (compatible; MSIE 7.0; Windows NT 5.1; .NET CLR 1.1.4322; .NET CLR 2.0.50727; .NET CLR 3.0.04506.30; .NET CLR 3.0.04506.648)	1	0.09%	1
355.	charlienine.blai38.eiu.edu_Mozilla/4.0 (compatible; MSIE 7.0; Windows NT 5.1; .NET CLR 1.1.4322; .NET CLR 2.0.50727; InfoPath.1)	1	0.09%	1
356.	167-206-128-33.nyit.edu_Mozilla/4.0 (compatible; MSIE 7.0; Windows NT 5.1; .NET CLR 1.1.4322; .NET CLR 2.0.50727; .NET CLR 3.0.04506.30; .NET CLR 3.0.04506.648; InfoPath.1; .NET CLR 3.0.4506.2152; .NET CLR 3.5.30729)	1	0.09%	1
357.	v-umnet-vpn-4-178.umnet.umich.edu_Mozilla/4.0 (compatible; MSIE 7.0; Windows NT 5.1; .NET CLR 1.1.4322; .NET CLR 2.0.50727)	1	0.09%	1
358.	user-1213ckc.cable.mindspring.com_Mozilla/4.0 (compatible; MSIE 7.0; Windows NT 5.1)	1	0.09%	1
359.	c-76-19-114-211.hsd1.ma.comcast.net_Mozilla/5.0 (Macintosh; U; Intel Mac OS X; en; rv:1.8.1.18) Gecko/20081112 Camino/1.6.5 (like Firefox/2.0.0.18)	1	0.09%	1
360.	216.16.225.18_Mozilla/4.0 (compatible; MSIE 6.0; Windows NT 5.1; SV1; FunWebProducts; .NET CLR 1.1.4322; .NET CLR 2.0.50727)	1	0.09%	1
361.	89-139-198-69.bb.netvision.net.il_Mozilla/4.0 (compatible; MSIE 6.0; Windows NT 5.1; SV1)	1	0.09%	3
362.	208.250.49.114_Mozilla/4.0 (compatible; MSIE 7.0; Windows NT 5.1; InfoPath.2)	1	0.09%	36
363.	202.144.34.181_Mozilla/4.0 (compatible; MSIE 7.0; Windows NT 5.1; .NET CLR 2.0.50727; InfoPath.1; MS-RTC LM 8)	1	0.09%	1
364.	216.141.87.141_Mozilla/4.0 (compatible; GoogleToolbar 5.0.2001.7574-big; Windows 6.0; MSIE 7.0.6001.18000)	1	0.09%	1

	Visitor	Visits	% Visits	Hits
365.	pool-98-112-0-145.lsanca.fios.verizon.net_Mozilla/4.0 (compatible; MSIE 7.0; Windows NT 5.1; .NET CLR 1.1.4322; .NET CLR 2.0.50727; .NET CLR 3.0.04506.648; .NET CLR 3.5.21022; MS-RTC LM 8; MSN 9.0; MSN 9.1; MSN 9.6; MSNbVZ02; MSNmen-us; MSNcOTH)	1	0.09%	1
366.	bas4-kingston08-1242547210.dsl.bell.ca_Mozilla/4.0 (compatible; MSIE 7.0; Windows NT 5.1; GTB5; .NET CLR 1.1.4322; InfoPath.2)	1	0.09%	1
367.	134.67.2.137_Mozilla/4.0 (compatible; MSIE 6.0; Windows NT 5.1; SV1; (R1 1.6); .NET CLR 1.1.4322)	1	0.09%	1
368.	137.150.101.216_Mozilla/4.0 (compatible; MSIE 7.0; Windows NT 5.1; InfoPath.2)	1	0.09%	1
369.	65.213.219.83_Mozilla/4.0 (compatible; MSIE 7.0; Windows NT 5.1; .NET CLR 1.1.4322; IEMB3; IEMB3)	1	0.09%	1
370.	eb3560p13.egr.msu.edu_Mozilla/5.0 (Windows; U; Windows NT 5.1; en-US; rv:1.8.1.3) Gecko/20070309 Firefox/2.0.0.3	1	0.09%	1
371.	redip.inext.net.mx_Mozilla/5.0 (Windows; U; Windows NT 6.0; es-ES; rv:1.9.0.4) Gecko/2008102920 Firefox/3.0.4	1	0.09%	1
372.	cpe-76-180-240-130.buffalo.res.rr.com_Mozilla/4.0 (compatible; MSIE 7.0; Windows NT 6.0; FunWebProducts; SLCC1; .NET CLR 2.0.50727; Media Center PC 5.0; .NET CLR 3.0.04506)	1	0.09%	1
373.	85-15-47-115.rasana.net_Mozilla/4.0 (compatible; MSIE 6.0; Windows NT 5.1; SV1; FunWebProducts; .NET CLR 2.0.50727; .NET CLR 1.1.4322)	1	0.09%	3
374.	124-170-119-144.dyn.iinet.net.au_Mozilla/5.0 (Macintosh; U; PPC Mac OS X 10.4; en-US; rv:1.9.0.4) Gecko/2008102920 Firefox/3.0.4	1	0.09%	1
375.	59.93.64.229_Mozilla/4.0 (compatible; MSIE 7.0; Windows NT 5.1; .NET CLR 1.1.4322)	1	0.09%	1
376.	218.69.153.105_Mozilla/4.0 (compatible; MSIE 6.0; Windows NT 5.1; SV1; aff-kingsoft-ciba)	1	0.09%	5
377.	ool-4355a360.dyn.optonline.net_Mozilla/4.0 (compatible; MSIE 6.0; Windows NT 5.1; SV1; InfoPath.1; .NET CLR 1.0.3705)	1	0.09%	1
378.	165.229.166.97_Mozilla/4.0 (compatible; MSIE 7.0; Windows NT 5.1; IPMS/61A6E5A5-1493F92B050; Mozilla/4.0 (compatible; MSIE 6.0; Windows NT 5.1; SV1) ; Embedded Web Browser from: http://bsalsa.com/; .NET CLR 2.0.50727; .NET CLR 3.0.04506.30; .NET CLR 1.1	1	0.09%	1

	Visitor	Visits	% Visits	Hits
379.	webproxy.dep.state.fl.us_Mozilla/4.0 (compatible; MSIE 6.0; Windows NT 5.1; SV1; .NET CLR 2.0.50727; .NET CLR 3.0.04506.30; .NET CLR 3.0.04506.648)	1	0.09%	2
380.	198.238.119.117_Mozilla/4.0 (compatible; MSIE 6.0; Windows NT 5.1; SV1; .NET CLR 1.1.4322; .NET CLR 2.0.50727; .NET CLR 3.0.04506.30)	1	0.09%	2
381.	wsip-70-164-207-153.ok.ok.cox.net_Mozilla/4.0 (compatible; MSIE 6.0; Windows NT 5.1; SV1; MathPlayer 2.0; FunWebProducts; .NET CLR 1.1.4322; InfoPath.1; .NET CLR 2.0.50727; .NET CLR 3.0.04506.30)	1	0.09%	1
382.	88.24.244.67_Mozilla/4.0 (compatible; MSIE 7.0; Windows NT 6.0; SLCC1; .NET CLR 2.0.50727; .NET CLR 3.0.04506; .NET CLR 1.1.4322; InfoPath.1)	1	0.09%	1
383.	128.164.87.224_Mozilla/4.0 (compatible; MSIE 7.0; Windows NT 5.1; .NET CLR 1.1.4322; .NET CLR 2.0.50727; .NET CLR 3.0.04506.30; .NET CLR 3.0.04506.648)	1	0.09%	1
384.	210.107.223.228_Mozilla/4.0 (compatible; MSIE 7.0; Windows NT 5.1; InfoPath.1; .NET CLR 2.0.50727)	1	0.09%	1
385.	83.219.159.223_Mozilla/4.0 (compatible; MSIE 7.0; Windows NT 5.1; .NET CLR 2.0.50727)	1	0.09%	1
386.	c-69-143-207-194.hsd1.dc.comcast.net_Mozilla/5.0 (Windows; U; Windows NT 5.1; en-US; rv:1.9.0.4) Gecko/2008102920 Firefox/3.0.4	1	0.09%	3
387.	219.234.81.27_Sogou-Test-Spider/4.0 (compatible; MSIE 5.5; Windows 98)	1	0.09%	4
388.	cache-dtc-ah04.proxy.aol.com_Mozilla/4.0 (compatible; MSIE 7.0; AOL 9.1; AOLBuild 4334.5000; Windows NT 5.1; .NET CLR 1.0.3705; .NET CLR 1.1.4322; Media Center PC 4.0)	1	0.09%	1
389.	dynamic-215-024.natpool.uc.edu_Mozilla/5.0 (Macintosh; U; Intel Mac OS X 10_5_5; en-us) AppleWebKit/525.18 (KHTML, like Gecko) Version/3.1.2 Safari/525.20.1	1	0.09%	1
390.	fw0-seven-s.sevencounties.org_Mozilla/4.0 (compatible; MSIE 7.0; Windows NT 5.1; .NET CLR 1.1.4322; .NET CLR 2.0.50727)	1	0.09%	1
391.	adsl-71-145-141-17.dsl.austtx.sbcglobal.net_Mozilla/4.0 (compatible; MSIE 7.0; Windows NT 5.1; .NET CLR 1.0.3705; .NET CLR 1.1.4322; Media Center PC 4.0; InfoPath.2; .NET CLR 2.0.50727; .NET CLR 3.0.04506.30; .NET CLR 3.0.04506.648)	1	0.09%	5

	Visitor	Visits	% Visits	Hits
392.	host-82-201-173-52.static.link.com.eg_Mozilla/4.0 (compatible; MSIE 7.0; Windows NT 6.0; SLCC1; .NET CLR 2.0.50727; Media Center PC 5.0; .NET CLR 3.0.04506; InfoPath.2; .NET CLR 1.1.4322)	1	0.09%	2
393.	161.80.46.37_Mozilla/4.0 (compatible; MSIE 7.0; Windows NT 5.1; .NET CLR 2.0.50727; .NET CLR 1.1.4322; .NET CLR 3.0.04506.30)	1	0.09%	1
394.	202.113.239.31_Mozilla/4.0 (compatible; MSIE 7.0; Windows NT 5.1; .NET CLR 1.1.4322)	1	0.09%	1
395.	70-138-110-12.light speed.hstntx.sbcglobal.net_Mozilla/5.0 (Macintosh; U; PPC Mac OS X 10.4; en-US; rv:1.9.0.4) Gecko/2008102920 Firefox/3.0.4	1	0.09%	1
396.	dhcphostd180.scar.utoronto.ca_Mozilla/5.0 (Windows; U; Windows NT 5.1; en-US; rv:1.9.0.4) Gecko/2008102920 Firefox/3.0.4	1	0.09%	1
397.	proxy1.crd.ge.com_Mozilla/5.0 (Windows; U; Windows NT 5.1; en-US; rv:1.9.0.4) Gecko/2008102920 Firefox/3.0.4	1	0.09%	1
398.	whvit0026.cip.uni-regensburg.de_Mozilla/5.0 (Windows; U; Windows NT 5.1; pl; rv:1.9.0.4) Gecko/2008102920 Firefox/3.0.4	1	0.09%	2
399.	mcnat126-111.med.nyu.edu_Mozilla/4.0 (compatible; MSIE 6.0; Windows NT 5.1; SV1; InfoPath.2)	1	0.09%	2
400.	206.196.241.19_Mozilla/4.0 (compatible; MSIE 6.0; Windows NT 5.1; SV1; .NET CLR 2.0.50727; .NET CLR 1.1.4322; InfoPath.1)	1	0.09%	1
Subtotal for rows: 1 - 400		768	67.49%	9,439
Other		370	32.51%	650
Total		1,138	100.00%	10,089

items 1-400 of 770

Top Visitors - Help Card



Column Definitions

Visitor

The IP address, domain name, or cookie of the visitor.

Visits

Number of times the specified visitor visited your site. A visit is a series of actions that begins when a visitor views their first page from the server, and ends when the visitor leaves the site or remains idle beyond the idle-time limit. The default idle-time limit is thirty minutes. This time limit can be changed by the system administrator.

Hits

Number of hits attributed to the specified visitor. Each file requested by a visitor registers as a hit. There can be several hits on each page. While the volume of hits reflects the amount of server traffic, it is not an accurate reflection of the number of pages viewed.



Report Descriptions

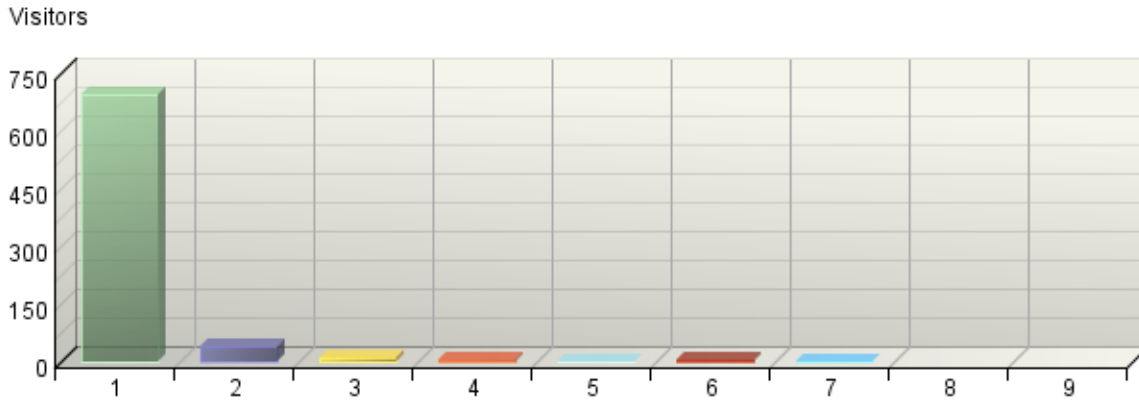
Consider the visitors who use the site most, and tailor your site to their interests and needs. If your site is an intranet, notice which employees use the site most, and find out what they like about it. You might also get feedback from those who use it the least and find out what they are looking for.

Note: If a visitor has a dynamic IP address, or if a group of visitors are behind a proxy server or firewall, this data might be misleading. In the case of a dynamic IP address, multiple IP addresses could be shown for a single visitor, and in the case of a firewall or proxy server, one IP address could be used by more than one visitor.

Visitors by Number of Visits

This report shows the distribution of visitors based on how many times each visitor visited your site.

Visitors by Number of Visits



Visitors by Number of Visits

Number of Visits	Visitors	% Visitors
1 visit	695	90.26%
2 visits	41	5.32%
3 visits	12	1.56%
4 visits	5	0.65%
5 visits	2	0.26%
6 visits	4	0.52%
7 visits	1	0.13%
8 visits	0	0.00%
9 visits	0	0.00%
Other	10	1.30%
Total	770	100.00%

items 1-9 of 9

Visitors by Number of Visits - Help Card



Column Definitions

Number of Visits

The number of visits by each visitor during the period of the report.

Visitors

Number of individuals who came to your site the amount of times specified in the Number of Visits column.

%

Percentage of visitors who came to your site the amount of times specified in the Number of Visits column.



Report Descriptions

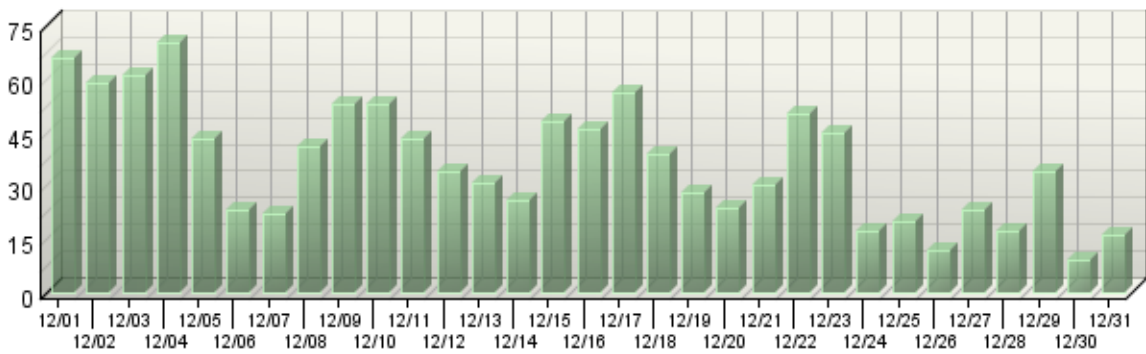
This information can indicate whether or not your site compels visitors to return. Updating web site content is one way to draw return visitors.

Visitors Trend

This report shows how many times visitors visited your web site and how long they stayed. The information is divided into time slices based on the duration of the log file. Some visits may span more than one time interval, and will be counted in each interval where they appear. The sum of visits for all intervals may therefore exceed the total visits shown in the Overview Dashboard page.

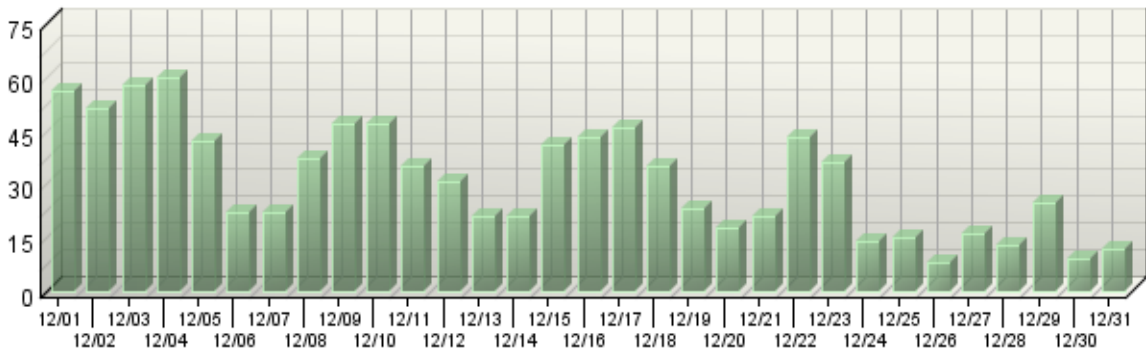
Active Visits Trend

Active Visits



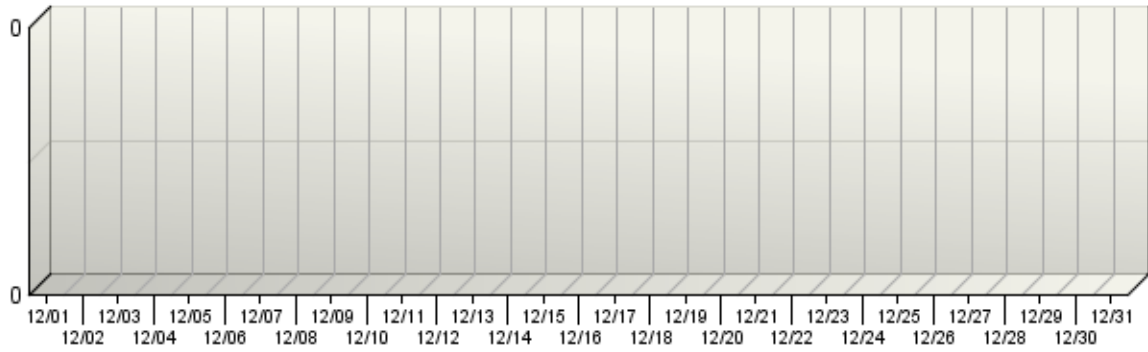
Visitors Trend

Visitors



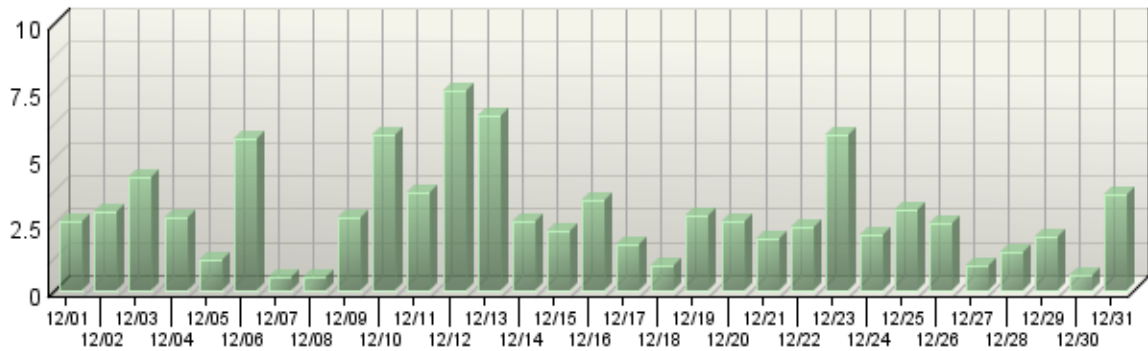
New Visitors Trend

New Visitors



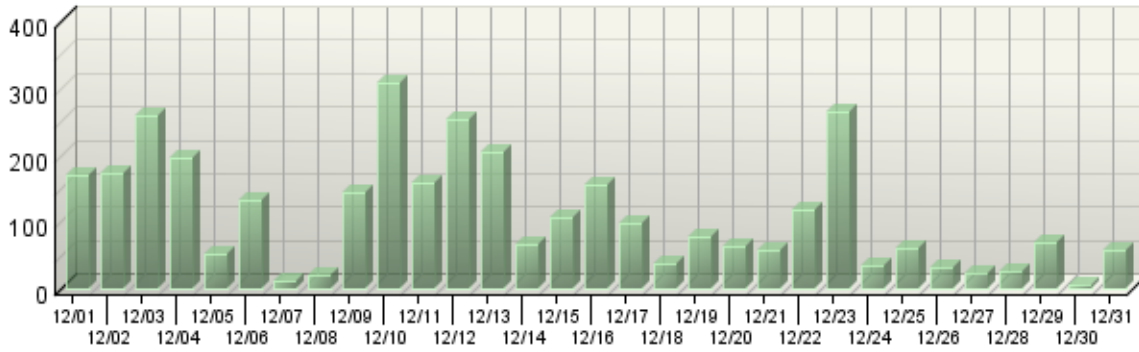
Average Length of Visit Trend

Average Visit Duration



Visitor Minutes Trend

Visitor Minutes



Visitors Trend

Day	Active Visits	Visitors	New Visitors
12/01	66	56	0
12/02	59	51	0
12/03	61	58	0
12/04	70	60	0
12/05	43	42	0
12/06	23	22	0
12/07	22	22	0
12/08	41	37	0
12/09	53	47	0
12/10	53	47	0
12/11	43	35	0
12/12	34	31	0
12/13	31	21	0
12/14	26	21	0
12/15	48	41	0
12/16	46	43	0
12/17	56	46	0
12/18	39	35	0
12/19	28	23	0
12/20	24	18	0
12/21	30	21	0
12/22	50	43	0
12/23	45	36	0
12/24	17	14	0

Day	Active Visits	Visitors	New Visitors
12/25	20	15	0
12/26	12	8	0
12/27	23	16	0
12/28	17	13	0
12/29	34	25	0
12/30	9	9	0
12/31	16	12	0
Total	-	-	0

items 1-31 of 31

Visitors Trend

Day	Average Visit Duration	Visitor Minutes
12/01	00:02:34	170.3
12/02	00:02:55	172.8
12/03	00:04:16	260.42
12/04	00:02:46	194.48
12/05	00:01:11	50.95
12/06	00:05:42	131.3
12/07	00:00:32	12.07
12/08	00:00:29	19.85
12/09	00:02:42	143.87
12/10	00:05:48	308.18
12/11	00:03:39	157.48
12/12	00:07:27	253.72
12/13	00:06:34	203.67
12/14	00:02:34	67.08
12/15	00:02:13	106.58
12/16	00:03:21	154.35
12/17	00:01:43	96.43
12/18	00:00:58	37.75
12/19	00:02:47	78.18
12/20	00:02:36	62.78
12/21	00:01:57	58.75
12/22	00:02:22	118.38
12/23	00:05:51	263.75
12/24	00:02:06	35.72
12/25	00:03:00	60.1
12/26	00:02:32	30.4
12/27	00:00:58	22.3

Day	Average Visit Duration	Visitor Minutes
12/28	00:01:28	24.95
12/29	00:02:02	69.18
12/30	00:00:34	5.1
12/31	00:03:37	57.87
Total	-	3,428.75

items 1-31 of 31

Visitors Trend - Help Card



Column Definitions

Time Interval (hour, day, etc.)

A one-year report displays monthly time increments. A one-quarter report displays weekly time increments. A one-month report or a one-week report displays daily time increments. A daily report displays hourly time increments. An hour-long interval marked 12:00, for example, includes all activity between 12:00 and 12:59.

Active Visits

Number of active visits to your web site. If a visit spans multiple time intervals, it is counted in each interval. Every visit from a visitor is counted, even if the same visitor came to your web site multiple times. Also included are zero-length visits. A zero-length visit occurs when all hits for that visit are logged with the exact same time stamp.

Visitors

Number of individuals who visited your site during the report interval. For a daily report, if someone visits more than once, that person is counted only the first time he or she visits. Values of "N/A" indicate that the detailed data required is not available. This situation occurs when the Top Visitors report has reached its configured limit or when reports for the corresponding period are turned off. For non-daily reports, the visitor measure total is "N/A" since the same visitor can be counted in multiple intervals.

New Visitors

Number of visitors who had never visited your web site before.

Average Visit Duration

The average amount of time visitors spent at your site within the given time interval. The data is formatted as hh:mm:ss (hours:minutes:seconds). The average visit duration is calculated by dividing the value from the Visitor Minutes column by the value from the Active Visits column.

Visitor Minutes

Number of minutes your web site was viewed, regardless of who was viewing it.



Report Descriptions

Use this page to determine which times your web site is busiest.

Daily averages cut off visits that continue into the next day, whereas weekly averages do not. Therefore, weekly averages may appear a bit longer than daily averages.

Total - The total for the column. Visits may span more than one time interval and are counted for each hour in this report. We therefore do not provide a total, which would be misleading.

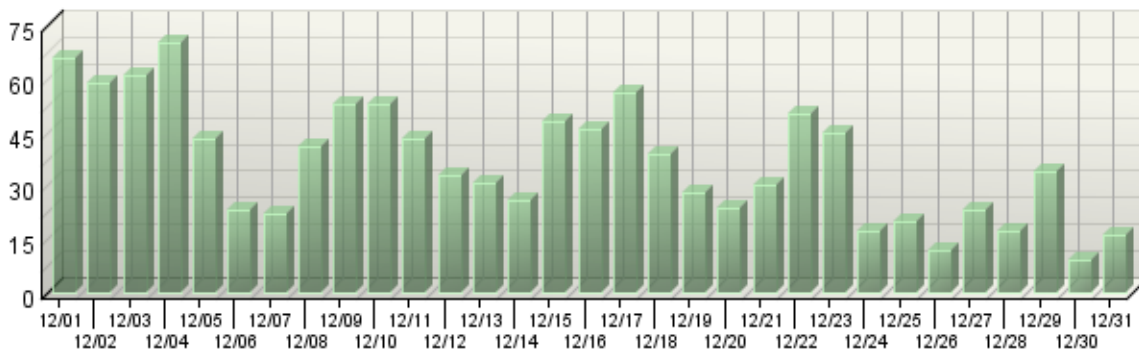
Average - This row gives the average for each column.

Visits Trend

This report shows how the number of visits to your site changes over the course of the report period.

Visits Trend

Visits



Visits Trend

Day	Visits	% Visits
12/01	66	5.80%
12/02	59	5.18%
12/03	61	5.36%
12/04	70	6.15%
12/05	43	3.78%
12/06	23	2.02%
12/07	22	1.93%
12/08	41	3.60%
12/09	53	4.66%
12/10	53	4.66%
12/11	43	3.78%
12/12	33	2.90%
12/13	31	2.72%
12/14	26	2.28%
12/15	48	4.22%
12/16	46	4.04%
12/17	56	4.92%
12/18	39	3.43%
12/19	28	2.46%

Day	Visits	% Visits
12/20	24	2.11%
12/21	30	2.64%
12/22	50	4.39%
12/23	45	3.95%
12/24	17	1.49%
12/25	20	1.76%
12/26	12	1.05%
12/27	23	2.02%
12/28	17	1.49%
12/29	34	2.99%
12/30	9	0.79%
12/31	16	1.41%
Total	1,138	100.00%

items 1-31 of 31

Visits Trend - Help Card



Column Definitions

Time Interval (hour, day, etc.)

A one-year report displays monthly time increments. A one-quarter report displays weekly time increments. A one-month report or a one-week report displays daily time increments. A daily report displays hourly time increments. An hour-long interval marked 12:00, for example, includes all activity between 12:00 and 12:59.

Visits

Number of visits to your site during the specified time interval. A visit is a series of actions that begins when a visitor views their first page from the server, and ends when the visitor leaves the site or remains idle beyond the idle-time limit. The default idle-time limit is thirty minutes. This time limit can be changed by the system administrator.

%

Percentage of visits to your site during the specified time interval compared with all visits to your site during the report period.



Report Descriptions

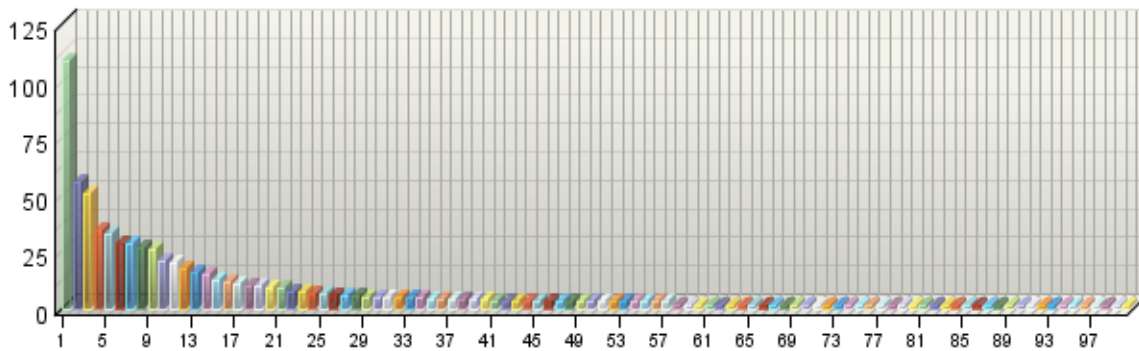
Periods of less activity can be considered good times for maintenance and content improvement.

Organizations

If you have enabled the WebTrends GeoTrends Database for this profile, this page will list the most active companies and other organizations visiting your web site.

Organizations by Visits

Visits



Organizations

	Organization Domain Name	Visits	% Visits	Hits
■ 1.	FRANCE TELECOM	109	9.58%	113
	fti.net	62	5.45%	64
	Unresolved IP Address	47	4.13%	49
■ 2.	Wanadoo Portails	56	4.92%	58
	Unresolved IP Address	33	2.90%	34
	fti.net	23	2.02%	24
■ 3.	U.S. Environmental Protection Agency	51	4.48%	7,691
	Unresolved IP Address	48	4.22%	323
	epa.gov	3	0.26%	7,368
■ 4.	Internet Assigned Numbers Authority	35	3.08%	58
	Unresolved IP Address	9	0.79%	15
	comcast.net	7	0.62%	12
	sbcglobal.net	5	0.44%	6
	verizon.net	4	0.35%	4
	rr.com	2	0.18%	2
	hinet.net	2	0.18%	10
	mchsi.com	1	0.09%	1
	qwest.net	1	0.09%	2

	Organization Domain Name	Visits	% Visits	Hits
	vivax.com.br	1	0.09%	1
	bethere.co.uk	1	0.09%	2
5.	UUNET Technologies, Inc.	33	2.90%	156
	Unresolved IP Address	32	2.81%	155
	rmtinc.com	1	0.09%	1
6.	Bell South Intellectual Property Corporation	29	2.55%	156
	Unresolved IP Address	24	2.11%	150
	bellsouth.net	2	0.18%	2
	pedcor.net	1	0.09%	1
	rr.com	1	0.09%	2
	suddenlink.net	1	0.09%	1
7.	TIANJIN BROADCAST & TV NETWORK CO. LTD	29	2.55%	52
	Unresolved IP Address	29	2.55%	52
8.	Ovh Systems	27	2.37%	141
	ovh.net	27	2.37%	141
9.	Comcast Cable Communications, Inc.	26	2.28%	31
	comcast.net	26	2.28%	31
10.	Asia Pacific Network Information Center, Pty. Ltd.	21	1.85%	52
	Unresolved IP Address	14	1.23%	39
	122.airtelbroadband.in	2	0.18%	6
	xtra.co.nz	2	0.18%	2
	iinet.net.au	2	0.18%	2
	pldt.net	1	0.09%	3
11.	Speakeasy Network DSL	20	1.76%	28
	speakeasy.net	20	1.76%	28
12.	EXCALIBUR Group, A Time Warner Company	18	1.58%	35
	comcast.net	7	0.62%	7
	rr.com	6	0.53%	9
	Unresolved IP Address	2	0.18%	3
	sbcglobal.net	2	0.18%	2
	royaleng.com	1	0.09%	14
13.	Verizon Internet Services Inc.	16	1.41%	17
	verizon.net	16	1.41%	17
14.	CNCGROUP Tianjin province network	15	1.32%	50
	Unresolved IP Address	15	1.32%	50
15.	RIPE NCC	13	1.14%	18
	Unresolved IP Address	9	0.79%	10
	rima-tde.net	1	0.09%	4

	Organization Domain Name	Visits	% Visits	Hits
	as9105.com	1	0.09%	1
	retail.telecomitalia.it	1	0.09%	1
	mediaWays.net	1	0.09%	2
16.	Deloitte & Touche	12	1.05%	13
	deloitte.com	12	1.05%	13
17.	SBC Internet	11	0.97%	16
	comcastbusiness.net	6	0.53%	6
	rr.com	2	0.18%	3
	sbcglobal.net	1	0.09%	1
	charter.com	1	0.09%	1
	qwest.net	1	0.09%	5
18.	Provider Local Registry	10	0.88%	22
	Unresolved IP Address	7	0.62%	11
	business.telecomitalia.it	2	0.18%	6
	exponential-e.net	1	0.09%	5
19.	Southwestern Bell Internet Services, Inc.	10	0.88%	288
	servepath.com	7	0.62%	285
	mindspring.com	1	0.09%	1
	i95.net	1	0.09%	1
	Unresolved IP Address	1	0.09%	1
20.	COX COMMUNICATIONS	9	0.79%	12
	cox.net	8	0.70%	9
	bwdh2o.org	1	0.09%	3
21.	Nankai University	9	0.79%	28
	Unresolved IP Address	9	0.79%	28
22.	CHARTER COMMUNICATIONS	8	0.70%	12
	charter.com	7	0.62%	9
	sealedair.com	1	0.09%	3
23.	Verizon Trademark Services LLC	8	0.70%	11
	verizon.net	8	0.70%	11
24.	Latin American and Caribbean IP address Regional Registry	7	0.62%	12
	Unresolved IP Address	5	0.44%	8
	virtua.com.br	1	0.09%	1
	eesc.usp.br	1	0.09%	3
25.	ioNET, Inc.	7	0.62%	9
	Unresolved IP Address	5	0.44%	6
	ttemi.com	2	0.18%	3
26.	U.S. Dept. of Agriculture - NAL	6	0.53%	6
	usda.gov	6	0.53%	6

	Organization Domain Name	Visits	% Visits	Hits
27.	America Online, Inc. aol.com	6 5	0.53% 0.44%	6 5
	Unresolved IP Address	1	0.09%	1
28.	Sprint DSL Network embarqhsd.net	6 6	0.53% 0.53%	6 6
29.	CANTV Servicios speedy.com.ar	5 1	0.44% 0.09%	6 2
	Unresolved IP Address	1	0.09%	1
	codetel.net.do	1	0.09%	1
	vtr.net	1	0.09%	1
	telecom.net.ar	1	0.09%	1
30.	Arizona State University asu.edu	5 5	0.44% 0.44%	11 11
31.	KRNIC Unresolved IP Address	5 5	0.44% 0.44%	6 6
32.	Road Runner HoldCo LLC rr.com	5 5	0.44% 0.44%	9 9
33.	AfriNIC - www.afrinic.net tedata.net	5 3	0.44% 0.26%	6 4
	Unresolved IP Address	2	0.18%	2
34.	University of Illinois at Urbana Champaign uiuc.edu cazoodle.com	5 3 2	0.44% 0.26% 0.18%	6 4 2
35.	TPG Consulting, Inc. Unresolved IP Address	4 4	0.35% 0.35%	6 6
36.	Hetzner Online AG clients.your-server.de	4 4	0.35% 0.35%	4 4
37.	Omnitech Unresolved IP Address	4 4	0.35% 0.35%	169 169
38.	BellSouth.net Inc. bellsouth.net	4 3	0.35% 0.26%	5 4
	Unresolved IP Address	1	0.09%	1
39.	NIB Unresolved IP Address	4 4	0.35% 0.35%	7 7
40.	CHINA SCIENCE AND TECHNOLOGY NETWORK Unresolved IP Address	4 4	0.35% 0.35%	7 7
41.	Comcast Cable Communications Holdings, Inc comcast.net	3 3	0.26% 0.26%	4 4
42.	CSC Holdings, Inc.	3	0.26%	3

	Organization Domain Name	Visits	% Visits	Hits
	optonline.net	3	0.26%	3
43.	Boeing Computer Services Richland for Department of Energy - Richland site hanford.gov	3	0.26%	6
44.	Comcast Cable Communications, Inc comcast.net	3	0.26%	3
45.	Rice University rice.edu	3	0.26%	4
46.	New York University nyu.edu	3	0.26%	4
47.	CHINANET jiangsu province network Unresolved IP Address	3	0.26%	6
48.	University of California, Davis Unresolved IP Address ucdavis.edu	3	0.26%	4
49.	Seoul National University Unresolved IP Address	3	0.26%	6
50.	SBC Internet Services sbcglobal.net	3	0.26%	4
51.	Videsh Sanchar Nigam Ltd - India. vsnl.net.in Unresolved IP Address	3	0.26%	10
52.	Frontier Information Technologies INC Unresolved IP Address	3	0.26%	4
53.	Beyond The Network America, Inc. pccwglobal.net	3	0.26%	3
54.	Comcast Cable Communications Holdings, Inc. comcast.net	3	0.26%	7
55.	Comcast Cable Communications comcast.net	3	0.26%	3
56.	University of Toronto med.utoronto.ca wireless.utoronto.ca scar.utoronto.ca	3	0.26%	3
57.	Army Engineer Waterways Experiment Station army.mil	3	0.26%	5
58.	New York Medical College Unresolved IP Address	2	0.18%	4
59.	Temple University	2	0.18%	2

	Organization Domain Name	Visits	% Visits	Hits
	temple.edu	2	0.18%	2
60.	University of Maine System maine.edu	2	0.18%	2
61.	Korea Internet Data Center Inc. Unresolved IP Address	2	0.18%	50
62.	National Internet Backbone Unresolved IP Address	2	0.18%	3
63.	Cox Communications Inc. cox.net	2	0.18%	3
64.	Yahoo Unresolved IP Address	2	0.18%	4
65.	EARTHLINK, INC mindspring.com	2	0.18%	2
66.	CNCGROUP Beijing province network Unresolved IP Address	2	0.18%	2
67.	Rutgers University rutgers.edu	2	0.18%	5
68.	Kerman University of Medical Sciences Unresolved IP Address	2	0.18%	6
69.	Individual Unresolved IP Address	2	0.18%	6
70.	George Washington University Unresolved IP Address	2	0.18%	2
71.	WASTE MANAGEMENT INC. wm.com	2	0.18%	3
72.	Network of Szeged University Association ktv.u-szeged.hu	2	0.18%	3
73.	Comcast Cable Communications, IP Services comcast.net	2	0.18%	4
74.	Qwest Communications International Inc. mesastate.edu Unresolved IP Address	1	0.09%	2
75.	DACOM Corp. Unresolved IP Address	1	0.09%	1
76.	Cellco Partnership DBA Verizon Wireless myvzw.com	2	0.18%	4
77.	University of Michigan -- ITD umich.edu	2	0.18%	2
78.	Tufts University tufts.edu	2	0.18%	3

	Organization Domain Name	Visits	% Visits	Hits
79.	Brown University Unresolved IP Address	2 2	0.18% 0.18%	2 2
80.	Virginia Tech CNS Unresolved IP Address	2 2	0.18% 0.18%	7 7
81.	KOREA TELECOM Unresolved IP Address	2 2	0.18% 0.18%	2 2
82.	MAINE BUREAU OF TAXATION maine.gov	2 2	0.18% 0.18%	4 4
83.	Data Communication Business Group, Chunghwa Telecom Co., Ltd. Unresolved IP Address hinet.net	2 1 1	0.18% 0.09% 0.09%	4 2 2
84.	NOAA-Boulder noaa.gov	2 2	0.18% 0.18%	16 16
85.	PT Telekomunikasi Indonesia Unresolved IP Address	2 2	0.18% 0.18%	2 2
86.	Telekom Malaysia Berhad Unresolved IP Address tm.net.my	2 1 1	0.18% 0.09% 0.09%	2 1 1
87.	Boston University bu.edu	2 2	0.18% 0.18%	2 2
88.	ENTEL CHILE S.A. Unresolved IP Address	2 2	0.18% 0.18%	2 2
89.	University of Utah Unresolved IP Address	2 2	0.18% 0.18%	2 2
90.	New Jersey Department of Transportation state.nj.us	2 2	0.18% 0.18%	2 2
91.	Office of Management and Budget Unresolved IP Address	2 2	0.18% 0.18%	2 2
92.	Ara Tel Unresolved IP Address	2 2	0.18% 0.18%	2 2
93.	University of Cincinnati uc.edu	2 2	0.18% 0.18%	2 2
94.	Univerzitet u Beogradu ns.ac.yu	2 2	0.18% 0.18%	4 4
95.	Tiscali UK Ltd as9105.com	2 2	0.18% 0.18%	4 4
96.	Japan Network Information Center vectant.ne.jp Unresolved IP Address	2 1 1	0.18% 0.09% 0.09%	6 5 1

	Organization Domain Name	Visits	% Visits	Hits
97.	McLeod, Inc dnsmadeeasy.com	2 2	0.18% 0.18%	3 3
98.	Yeungnam University Unresolved IP Address	2 2	0.18% 0.18%	2 2
99.	D. A. Cox Enterprises, Incorporated cox.net	2 2	0.18% 0.18%	2 2
100.	North Carolina State University ncsu.edu	2 2	0.18% 0.18%	2 2
101.	City of Clearwater myclearwater.com	2 2	0.18% 0.18%	2 2
102.	INTERNET SOLUTIONS Unresolved IP Address sasol.com	2 1 1	0.18% 0.09% 0.09%	2 1 1
103.	San Jose State Univ comcastbusiness.net	2 2	0.18% 0.18%	3 3
104.	CHINANET Shanghai province network 163data.com.cn Unresolved IP Address	2 1 1	0.18% 0.09% 0.09%	7 1 6
105.	Hotmail Corporation msn.com	1 1	0.09% 0.09%	2 2
106.	Evergreen State College evergreen.edu	1 1	0.09% 0.09%	1 1
107.	CABLE ONE cableone.net	1 1	0.09% 0.09%	1 1
108.	Indiana University indiana.edu	1 1	0.09% 0.09%	2 2
109.	Mississippi State University msstate.edu	1 1	0.09% 0.09%	1 1
110.	University of Florida ufl.edu	1 1	0.09% 0.09%	2 2
111.	New York Institute of Technology nyit.edu	1 1	0.09% 0.09%	1 1
112.	Sympatico HSE dsl.bell.ca	1 1	0.09% 0.09%	1 1
113.	University of Texas at Arlington Unresolved IP Address	1 1	0.09% 0.09%	1 1
114.	Danish Network for Research and Education dfh.dk	1 1	0.09% 0.09%	1 1
115.	Brasil Telecom S/A - Filial Distrito Federal Unresolved IP Address	1 1	0.09% 0.09%	2 2

	Organization Domain Name	Visits	% Visits	Hits
116.	PROVIDER Unresolved IP Address	1 1	0.09% 0.09%	1 1
117.	Universidad de Cantabria quimica.unican.es	1 1	0.09% 0.09%	1 1
118.	American Registry for Internet Numbers Unresolved IP Address	1 1	0.09% 0.09%	1 1
119.	Deutsche Telekom Online Service GmbH t-dialin.net	1 1	0.09% 0.09%	2 2
120.	CERFnet goodrich.com	1 1	0.09% 0.09%	2 2
121.	University of Science & Technology Unresolved IP Address	1 1	0.09% 0.09%	1 1
122.	Sunflower Broadband sunflower.com	1 1	0.09% 0.09%	2 2
123.	State of Minnesota Unresolved IP Address	1 1	0.09% 0.09%	1 1
124.	Software Technology Park Unresolved IP Address	1 1	0.09% 0.09%	1 1
125.	TELEFONICA DE ESPANA Unresolved IP Address	1 1	0.09% 0.09%	1 1
126.	University of Medicine and Dentistry of New Jersey UMDNJ.EDU	1 1	0.09% 0.09%	1 1
127.	Shiraz University Computer Center ShirazU.ac.ir	1 1	0.09% 0.09%	1 1
128.	Qwest Communications Corporation jub.com	1 1	0.09% 0.09%	1 1
129.	CPCNet Hong Kong Ltd. Unresolved IP Address	1 1	0.09% 0.09%	1 1
130.	Hanaro Telecom Co. Unresolved IP Address	1 1	0.09% 0.09%	1 1
131.	Teale Data Center Unresolved IP Address	1 1	0.09% 0.09%	1 1
132.	Verizon Internet Services verizon.net	1 1	0.09% 0.09%	2 2
133.	DoD Network Information Center Unresolved IP Address	1 1	0.09% 0.09%	1 1
134.	Telkom SA Ltd. Unresolved IP Address	1 1	0.09% 0.09%	1 1
135.	San Chung Road	1	0.09%	1

	Organization Domain Name	Visits	% Visits	Hits
	Unresolved IP Address	1	0.09%	1
136.	Satyam Infoway Limited	1	0.09%	1
	Unresolved IP Address	1	0.09%	1
137.	Korea University	1	0.09%	1
	Unresolved IP Address	1	0.09%	1
138.	University of Nevada at Las Vegas	1	0.09%	1
	unlv.edu	1	0.09%	1
139.	University of California at Berkeley	1	0.09%	1
	Berkeley.EDU	1	0.09%	1
140.	Johns Hopkins University	1	0.09%	3
	jhsp.h.edu	1	0.09%	3
141.	Texas A&M University	1	0.09%	1
	tamu.edu	1	0.09%	1
142.	VERIZON	1	0.09%	2
	verizon.net	1	0.09%	2
143.	University of Alabama at Birmingham	1	0.09%	1
	Unresolved IP Address	1	0.09%	1
144.	Telepac - Comunicacoes Interactivas, SA	1	0.09%	2
	telepac.pt	1	0.09%	2
145.	ANTEON CORPORATION ISD	1	0.09%	2
	anteon.com	1	0.09%	2
146.	University of Wisconsin	1	0.09%	1
	Unresolved IP Address	1	0.09%	1
147.	U.S. Department of Transportation	1	0.09%	1
	uscg.mil	1	0.09%	1
148.	University of Puerto Rico-Central Administration	1	0.09%	2
	Unresolved IP Address	1	0.09%	2
149.	Michigan State University	1	0.09%	1
	msu.edu	1	0.09%	1
150.	USDA Office of Operations	1	0.09%	1
	Unresolved IP Address	1	0.09%	1
151.	American Waterworks Company, Inc.	1	0.09%	2
	Unresolved IP Address	1	0.09%	2
152.	The United States Centers For Disease Control	1	0.09%	1
	cdc.gov	1	0.09%	1
153.	Conestoga-Rovers & Associates Ltd.	1	0.09%	1
	Unresolved IP Address	1	0.09%	1
154.	Neostrada Plus	1	0.09%	4
	adsl.tpnet.pl	1	0.09%	4

	Organization Domain Name	Visits	% Visits	Hits
155.	NetSonic earthmeanders.com	1 1	0.09% 0.09%	2 2
156.	Parklawn Computer Center / DIMES HQ fda.gov	1 1	0.09% 0.09%	2 2
157.	TENNESSEE VALLEY AUTHORITY tva.gov	1 1	0.09% 0.09%	1 1
158.	NLANR Unresolved IP Address	1 1	0.09% 0.09%	1 1
159.	U.S. Dept. of Transportation Unresolved IP Address	1 1	0.09% 0.09%	1 1
160.	University of Minnesota umn.edu	1 1	0.09% 0.09%	1 1
161.	Option One Communications ol.com	1 1	0.09% 0.09%	1 1
162.	Telecom Italia S.p.A. TIN EASY LITE retail.telecomitalia.it	1 1	0.09% 0.09%	1 1
163.	Consiglio Nazionale delle Ricerche isac.cnr.it	1 1	0.09% 0.09%	1 1
164.	Lakehead University lakeheadu.ca	1 1	0.09% 0.09%	2 2
165.	Vietnam Posts and Telecommunications Corp Unresolved IP Address	1 1	0.09% 0.09%	4 4
166.	U.S. Geological Survey usgs.gov	1 1	0.09% 0.09%	1 1
167.	MIMOS BHD Unresolved IP Address	1 1	0.09% 0.09%	2 2
168.	University of Maryland umd.edu	1 1	0.09% 0.09%	1 1
169.	Time Warner Telecom Unresolved IP Address	1 1	0.09% 0.09%	4 4
170.	Infrastructure for Fastweb's main location Unresolved IP Address	1 1	0.09% 0.09%	2 2
171.	MONTAGNASRL Unresolved IP Address	1 1	0.09% 0.09%	1 1
172.	Virginia Information Technologies Agency (VITA) virginia.gov	1 1	0.09% 0.09%	1 1
173.	TFN Unresolved IP Address	1 1	0.09% 0.09%	1 1
174.	Administration	1	0.09%	1

	Organization Domain Name	Visits	% Visits	Hits
	Unresolved IP Address	1	0.09%	1
175.	Old Dominion University odu.edu	1 1	0.09% 0.09%	1 1
176.	U.S. General Accounting Office gao.gov	1 1	0.09% 0.09%	2 2
177.	AvTel Communications ccwa.com	1 1	0.09% 0.09%	2 2
178.	Deutsche Telekom AG t-dialin.net	1 1	0.09% 0.09%	1 1
179.	IUnet Unresolved IP Address	1 1	0.09% 0.09%	1 1
180.	AECOM Technology Corporatin aecom.com	1 1	0.09% 0.09%	1 1
181.	Moog Inc. moog.com	1 1	0.09% 0.09%	1 1
182.	block for PI assignments Unresolved IP Address	1 1	0.09% 0.09%	1 1
183.	telus Unresolved IP Address	1 1	0.09% 0.09%	1 1
184.	University of Aberdeen abdn.ac.uk	1 1	0.09% 0.09%	1 1
185.	MEGAPATH NETWORKS ekiconsult.com	1 1	0.09% 0.09%	1 1
186.	University of Toledo Unresolved IP Address	1 1	0.09% 0.09%	1 1
187.	HANARO Telecom Inc, Unresolved IP Address	1 1	0.09% 0.09%	1 1
188.	Arizona State Government state.az.us	1 1	0.09% 0.09%	1 1
189.	ENVIRONMENT PUBLIC AUTHORITY Unresolved IP Address	1 1	0.09% 0.09%	1 1
190.	IVYTech Community College of Indiana Unresolved IP Address	1 1	0.09% 0.09%	1 1
191.	Metropolitan Educational Council mecdc.org	1 1	0.09% 0.09%	1 1
192.	Compaq Computer Corporation novsvcs.net	1 1	0.09% 0.09%	3 3
193.	Montgomery College. montgomerycollege.edu	1 1	0.09% 0.09%	2 2
194.	Paul, Hastings, Janofsky & Walker LLP	1	0.09%	1

	Organization Domain Name	Visits	% Visits	Hits
	paulhastings.com	1	0.09%	1
195.	New Jersey State Library lib.nj.us	1	0.09%	1
196.	L OREAL CO GLOBAL SWITCH loreal.com	1	0.09%	2
197.	Military Communication Center Unresolved IP Address	1	0.09%	1
198.	Red Cientifica Peruana Unresolved IP Address	1	0.09%	3
199.	Telecommunications of jamaica Ltd. cwjamaica.com	1	0.09%	1
200.	CITY UNIVERSITY OF NEW YORK HPLLAB25	1	0.09%	1
	Other	236	20.74%	332
	Total	1,138	100.00%	10,089

items 1-200 of 200

Organizations - Help Card



Column Definitions

Organization

The name of the organization, which could be a company, a government agency, a school, or any other type of organization. This name was determined by either of the following methods:

- The visitor's IP address matched an Intranet Domain configuration within the Admin Console.
- Looking up the visitor's IP address in the WebTrends GeoTrends Database.

Unknown

The organization could not be determined.

Domain Name

The text name (for example, netiq.com) corresponding to the visitor's IP address. The domain name can be determined from any of the following methods:

- The domain was logged by the web server.
- The IP address matched an Intranet Domain configuration within the Admin Console.
- DNS resolution.

IP addresses that do not resolve to a domain by these methods are categorized as follows:

- Reserved IP Address - The IP address falls within a block of reserved addresses. For example, 192.168.x.x and 10.x.x.x addresses are reserved for private networks.
- Unresolved IP Address - Category for IP addresses that did not resolve to a domain (perhaps because DNS resolution was disabled).

The domain name shown is the second-level domain name, such as netiq.com. For example, all visitors from sales.netiq.com, us.sales.netiq.com, and service.netiq.com are combined in the statistics for netiq.com. If the top-level domain name is a country code, then the third-level domain name is shown also (for example, anycompany.com.au).

Visits

Number of visits to your site from this organization. A visit is a series of actions that begins when a visitor views their first page from the server, and ends when the visitor leaves the site or remains idle beyond the idle-time limit. The default idle-time limit is thirty minutes. This time limit can be changed by the system administrator.

Hits

Number of hits to your site from this organization. Each file requested by a visitor registers as a hit. There can be several hits on each page. While the volume of hits reflects the amount of server traffic, it is not an accurate reflection of the number of pages viewed.



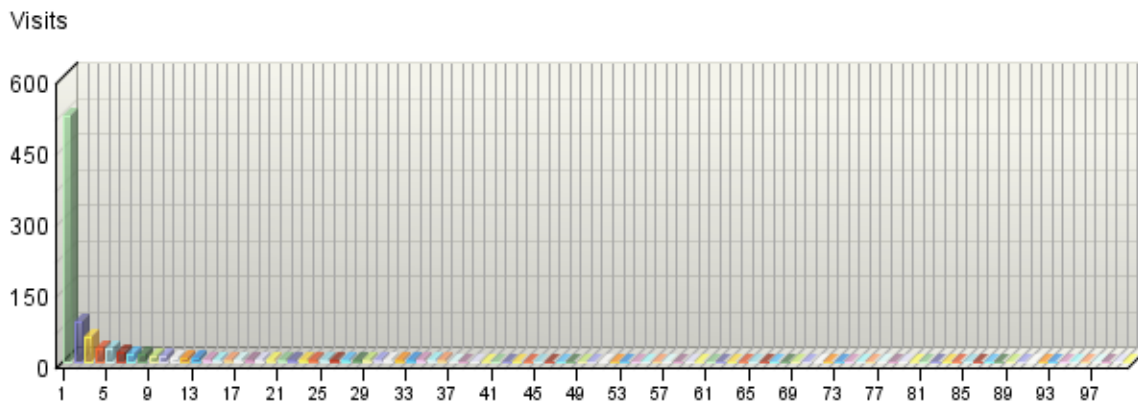
Report Descriptions

Use this information when you are interested in an organization as a whole, such as NetIQ Corporation. You can identify the major domain names from each company, such as netiq.com and webtrends.com from NetIQ.

Domain Names

This report lists the domain name that generates the most activity to your web site.

Domain Names by Visits



Domain Names

	Domain Name	Visits	% Visits	Hits
1.	Unresolved IP Address	519	45.61%	1,483
2.	fti.net	85	7.47%	88
3.	comcast.net	54	4.75%	71
4.	verizon.net	30	2.64%	36
5.	ovh.net	27	2.37%	141
6.	speakeasy.net	20	1.76%	28
7.	rr.com	16	1.41%	25
8.	sbcglobal.net	16	1.41%	23
9.	cox.net	13	1.14%	16
10.	deloitte.com	12	1.05%	13
11.	charter.com	9	0.79%	11
12.	comcastbusiness.net	9	0.79%	12
13.	servepath.com	7	0.62%	285
14.	army.mil	6	0.53%	11
15.	embarqhsd.net	6	0.53%	6
16.	usda.gov	6	0.53%	6
17.	pacbell.net	6	0.53%	7
18.	bellsouth.net	5	0.44%	6
19.	asu.edu	5	0.44%	11

	Domain Name	Visits	% Visits	Hits
20.	aol.com	5	0.44%	5
21.	mindspring.com	4	0.35%	4
22.	clients.your-server.de	4	0.35%	4
23.	dsl.bell.ca	4	0.35%	4
24.	nyu.edu	3	0.26%	4
25.	epa.gov	3	0.26%	7,368
26.	optonline.net	3	0.26%	3
27.	rice.edu	3	0.26%	4
28.	uiuc.edu	3	0.26%	4
29.	business.telecomitalia.it	3	0.26%	7
30.	noaa.gov	3	0.26%	17
31.	pccwglobal.net	3	0.26%	3
32.	tedata.net	3	0.26%	4
33.	hanford.gov	3	0.26%	6
34.	qwest.net	3	0.26%	10
35.	as9105.com	3	0.26%	5
36.	hinet.net	3	0.26%	12
37.	wm.com	2	0.18%	3
38.	maine.edu	2	0.18%	2
39.	myvzw.com	2	0.18%	4
40.	ns.ac.yu	2	0.18%	4
41.	bu.edu	2	0.18%	2
42.	xtra.co.nz	2	0.18%	2
43.	state.nj.us	2	0.18%	2
44.	dnsmadeeasy.com	2	0.18%	3
45.	ncsu.edu	2	0.18%	2
46.	temple.edu	2	0.18%	2
47.	ktv.u-szeged.hu	2	0.18%	3
48.	ameritech.net	2	0.18%	3
49.	ttemi.com	2	0.18%	3
50.	rutgers.edu	2	0.18%	5
51.	cazoodle.com	2	0.18%	2
52.	retail.telecomitalia.it	2	0.18%	2
53.	iinet.net.au	2	0.18%	2
54.	umich.edu	2	0.18%	2
55.	t-dialin.net	2	0.18%	3
56.	myclearwater.com	2	0.18%	2
57.	maine.gov	2	0.18%	4
58.	uc.edu	2	0.18%	2
59.	tufts.edu	2	0.18%	3
60.	vsnl.net.in	2	0.18%	5

	Domain Name	Visits	% Visits	Hits
61.	122.airtelbroadband.in	2	0.18%	6
62.	ucsd.edu	1	0.09%	1
63.	quimica.unican.es	1	0.09%	1
64.	zoominternet.net	1	0.09%	1
65.	steris.com	1	0.09%	1
66.	aecom.com	1	0.09%	1
67.	dupont.com	1	0.09%	1
68.	rcn.com	1	0.09%	1
69.	uic.edu	1	0.09%	1
70.	colby-sawyer.edu	1	0.09%	1
71.	usdoj.gov	1	0.09%	1
72.	polito.it	1	0.09%	1
73.	agrar.uni-giessen.de	1	0.09%	1
74.	syzefxis.ote.gr	1	0.09%	1
75.	virtua.com.br	1	0.09%	1
76.	shawcable.net	1	0.09%	1
77.	link.com.eg	1	0.09%	2
78.	speedy.com.ar	1	0.09%	2
79.	hc-sc.gc.ca	1	0.09%	1
80.	uned.es	1	0.09%	1
81.	ncat.edu	1	0.09%	1
82.	ucla.edu	1	0.09%	1
83.	nyit.edu	1	0.09%	1
84.	fiu.edu	1	0.09%	2
85.	evergreen.edu	1	0.09%	1
86.	msn.com	1	0.09%	2
87.	louisville.edu	1	0.09%	1
88.	pldt.net	1	0.09%	3
89.	msstate.edu	1	0.09%	1
90.	ufl.edu	1	0.09%	2
91.	gcc.go.kr	1	0.09%	1
92.	suddenlink.net	1	0.09%	1
93.	ashland.com	1	0.09%	1
94.	inter.net	1	0.09%	1
95.	sasol.com	1	0.09%	1
96.	ncc.go.jp	1	0.09%	1
97.	bethere.co.uk	1	0.09%	2
98.	indiana.edu	1	0.09%	2
99.	exponential-e.net	1	0.09%	5
100.	tuv.com	1	0.09%	2
101.	state.fl.us	1	0.09%	2

	Domain Name	Visits	% Visits	Hits
102.	ShirazU.ac.ir	1	0.09%	1
103.	eiu.edu	1	0.09%	1
104.	inext.net.mx	1	0.09%	1
105.	gemsinc.com	1	0.09%	1
106.	rima-tde.net	1	0.09%	4
107.	sunflower.com	1	0.09%	2
108.	duke-energy.com	1	0.09%	1
109.	goodrich.com	1	0.09%	2
110.	vtr.net	1	0.09%	1
111.	cip.uni-regensburg.de	1	0.09%	2
112.	exponent.com	1	0.09%	1
113.	unc.edu	1	0.09%	1
114.	netvision.net.il	1	0.09%	3
115.	cerritos.edu	1	0.09%	1
116.	milford.ct.us	1	0.09%	1
117.	wireless.utoronto.ca	1	0.09%	1
118.	casaccia.enea.it	1	0.09%	1
119.	wtamu.edu	1	0.09%	1
120.	jhsph.edu	1	0.09%	3
121.	tamu.edu	1	0.09%	1
122.	ucdavis.edu	1	0.09%	1
123.	mediaWays.net	1	0.09%	2
124.	iqs.url.es	1	0.09%	1
125.	halton.ca	1	0.09%	1
126.	uark.edu	1	0.09%	2
127.	bowdoin.edu	1	0.09%	1
128.	biosci.ki.se	1	0.09%	1
129.	uwp.edu	1	0.09%	1
130.	bwdh2o.org	1	0.09%	3
131.	warwick.ac.uk	1	0.09%	1
132.	neiu.edu	1	0.09%	1
133.	cdc.gov	1	0.09%	1
134.	UMDNJ.EDU	1	0.09%	1
135.	vivax.com.br	1	0.09%	1
136.	paetec.net	1	0.09%	1
137.	earthmeanders.com	1	0.09%	2
138.	state.wi.us	1	0.09%	2
139.	unilever.com	1	0.09%	1
140.	mtu.edu	1	0.09%	1
141.	nantes.imaginet.fr	1	0.09%	1
142.	ono.com	1	0.09%	2

	Domain Name	Visits	% Visits	Hits
143.	unlv.edu	1	0.09%	1
144.	fda.gov	1	0.09%	2
145.	ttnet.net.tr	1	0.09%	3
146.	cableone.net	1	0.09%	1
147.	rmtinc.com	1	0.09%	1
148.	Berkeley.EDU	1	0.09%	1
149.	osti.gov	1	0.09%	7
150.	mcisd.org	1	0.09%	2
151.	mesastate.edu	1	0.09%	2
152.	isac.cnr.it	1	0.09%	1
153.	i95.net	1	0.09%	1
154.	umn.edu	1	0.09%	1
155.	port.ac.uk	1	0.09%	1
156.	lakeheadu.ca	1	0.09%	2
157.	o1.com	1	0.09%	1
158.	usgs.gov	1	0.09%	1
159.	aloola.sy	1	0.09%	1
160.	conocophillips.com	1	0.09%	1
161.	dch.unive.it	1	0.09%	1
162.	epri.com	1	0.09%	1
163.	royaleng.com	1	0.09%	14
164.	henkel-americas.com	1	0.09%	1
165.	ff.uc.pt	1	0.09%	1
166.	anteon.com	1	0.09%	2
167.	cantv.net	1	0.09%	1
168.	rasana.net	1	0.09%	3
169.	uscg.mil	1	0.09%	1
170.	virginia.gov	1	0.09%	1
171.	eesc.usp.br	1	0.09%	3
172.	odu.edu	1	0.09%	1
173.	163data.com.cn	1	0.09%	1
174.	msu.edu	1	0.09%	1
175.	sevencounties.org	1	0.09%	1
176.	scar.utoronto.ca	1	0.09%	1
177.	ge.com	1	0.09%	1
178.	fws.gov	1	0.09%	2
179.	interal.co.il	1	0.09%	1
180.	onshore.com	1	0.09%	1
181.	k12.mn.us	1	0.09%	1
182.	cornell.edu	1	0.09%	1
183.	sealedair.com	1	0.09%	3

	Domain Name	Visits	% Visits	Hits
184.	static.ifxnw.cl	1	0.09%	1
185.	farma.unimi.it	1	0.09%	1
186.	tva.gov	1	0.09%	1
187.	novsvcs.net	1	0.09%	3
188.	epix.net	1	0.09%	2
189.	eschelon.com	1	0.09%	2
190.	abdn.ac.uk	1	0.09%	1
191.	pdx.edu	1	0.09%	1
192.	metu.edu.tr	1	0.09%	1
193.	choiceone.net	1	0.09%	1
194.	bmo.com	1	0.09%	2
195.	la.ca.us	1	0.09%	1
196.	sniparpa.net	1	0.09%	1
197.	ny.adsl	1	0.09%	5
198.	cust.bluewin.ch	1	0.09%	1
199.	versar.com	1	0.09%	2
200.	amerion.net	1	0.09%	1
201.	unr.edu	1	0.09%	1
202.	jub.com	1	0.09%	1
203.	CMU.EDU	1	0.09%	1
204.	environcorp.com	1	0.09%	1
205.	stantec.com	1	0.09%	1
206.	state.in.us	1	0.09%	2
207.	fau.edu	1	0.09%	2
208.	dfh.dk	1	0.09%	1
209.	lib.nj.us	1	0.09%	1
210.	codetel.net.do	1	0.09%	1
211.	mecdc.org	1	0.09%	1
212.	gao.gov	1	0.09%	2
213.	pedcor.net	1	0.09%	1
214.	cob.org	1	0.09%	1
215.	dwaf.gov.za	1	0.09%	1
216.	med.utoronto.ca	1	0.09%	1
217.	adsl.tpnet.pl	1	0.09%	4
218.	012.net.il	1	0.09%	1
219.	gaoland.net	1	0.09%	1
220.	telepac.pt	1	0.09%	2
221.	ccwa.com	1	0.09%	2
222.	ekiconsult.com	1	0.09%	1
223.	montgomerycollege.edu	1	0.09%	2
224.	mchsi.com	1	0.09%	1

	Domain Name	Visits	% Visits	Hits
225.	umd.edu	1	0.09%	1
226.	anmat.gov.ar	1	0.09%	1
227.	virginmedia.net	1	0.09%	2
228.	vectant.ne.jp	1	0.09%	5
229.	masc.sc	1	0.09%	1
230.	moog.com	1	0.09%	1
231.	deldsl.net	1	0.09%	3
232.	cwjamaica.com	1	0.09%	1
233.	loreal.com	1	0.09%	2
234.	paulhastings.com	1	0.09%	1
235.	state.az.us	1	0.09%	1
236.	HPLLAB25	1	0.09%	1
237.	cargill.com	1	0.09%	1
238.	uci.edu	1	0.09%	1
239.	tm.net.my	1	0.09%	1
240.	telecom.net.ar	1	0.09%	1
241.	twtelecom.net	1	0.09%	1
242.	swbell.net	1	0.09%	1
	Total	1,138	100.00%	10,089

items 1-242 of 242

Domain Names - Help Card



Column Definitions

Domain Name

The text name (for example, netiq.com) corresponding to the visitor's IP address. The domain name can be determined from any of the following methods:

- The domain was logged by the web server.
- The IP address matched an Intranet Domain configuration within the Admin Console.
- DNS resolution.

IP addresses that do not resolve to a domain by these methods are categorized as follows:

- Reserved IP Address - The IP address falls within a block of reserved addresses. For example, 192.168.x.x and 10.x.x.x addresses are reserved for private networks.
- Unresolved IP Address - Category for IP addresses that did not resolve to a domain (perhaps because DNS resolution was disabled).

The domain name shown is the second-level domain name, such as netiq.com. For example, all visitors from sales.netiq.com, us.sales.netiq.com, and service.netiq.com are combined in the statistics for netiq.com. If the top-level domain name is a country code, then the third-level domain name is shown also (for example, anycompany.com.au).

Visits

Number of visits to your site from this domain name. A visit is a series of actions that begins when a visitor views their first page from the server, and ends when the visitor leaves the site or remains idle beyond the idle-time limit. The default idle-time limit is thirty minutes. This time limit can be changed by the system administrator.

Hits

Number of hits to your site from this domain name. Each file requested by a visitor registers as a hit. There can be several hits on each page. While the volume of hits reflects the amount of server traffic, it is not an accurate reflection of the number of pages viewed.



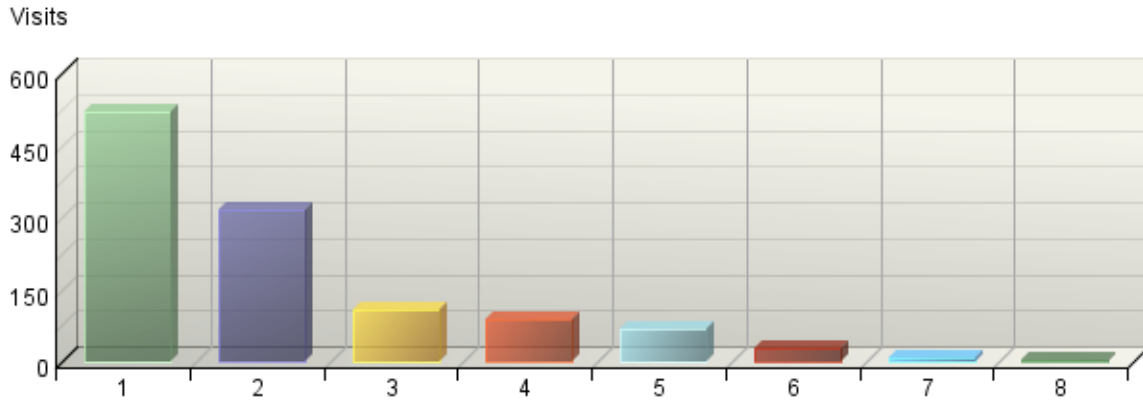
Report Descriptions

Use this information when you are interested in high-level domain names of visitors generating the most activity to your web site.

Top-Level Domain Types

This report provides a breakdown of top-level domain types.

Top-Level Domain Types by Visits



Top-Level Domain Types

Top-Level Domain Types	Visits	% Visits	Hits
Unresolved IP Address	519	45.61%	1,483
Network	315	27.68%	515
Commercial	108	9.49%	432
Unknown	89	7.82%	129
Education	69	6.06%	91
Government	26	2.28%	7,419
Military	7	0.62%	12
Organization	5	0.44%	8
Total	1,138	100.00%	10,089

items 1-8 of 8

Top-Level Domain Types - Help Card



Column Definitions

Reserved IP Address

The IP address falls within a block of reserved addresses. For example, 192.168.x.x and 10.x.x.x addresses are reserved for private networks.

Unresolved IP Address

Category for IP addresses that did not resolve to a domain (perhaps because DNS resolution was disabled).

Unknown

The domain suffix did not match any of the top-level domain categories.

Top-Level Domain

The suffix of a domain name. A top-level domain can be based on the type of organization (.com, .edu, .museum, .name, etc) or it can be a country code (.uk, .de, .jp, .us, etc.). The top-level domain can be used to identify the type of web site. The following is a partial list of how this report categorizes top-level domains:

- ARPANET: .arpa
- Commercial: .com .co .com.[country code] .co.[country code] .firm.co .firm.ve .ltd.uk .info .biz
- Education: .edu .edu.[country-code] .ed.[country code] .ac.[country code] .school.[country code] .k12.[country code] .re.kr .sch.uk .edunet.tn
- International: .int .int.co .int.ve .intl.tn
- Government: .gov .gov.[country code] .gove.[country code] .go.[country code]
- Military: .mil .mil.[country code]
- Network: .net .ad.jp .ne.kr .net.[country code]
- Organization: .org .or .org.[country code] .or.[country code]
- Personal: .name

Visits

Number of visits to your site from the specified top-level domain. A visit is a series of actions that begins when a visitor views their first page from the server, and ends when the visitor leaves the site or remains idle beyond the idle-time limit. The default idle-time limit is thirty minutes. This time limit can be changed by the system administrator.

Hits

Number of hits to your site from the specified top-level domain. Each file requested by a visitor registers as a hit. There can be several hits on each page. While the volume of hits reflects the amount of server traffic, it is not an accurate reflection of the number of pages viewed.



Report Descriptions

Consider which types of organizations are interested in your site, and consider how you can interest other types of organizations.

Note: This information can be displayed only if reverse DNS lookups have been performed. Even when DNS lookups are performed, some IP addresses cannot be resolved to a domain name.

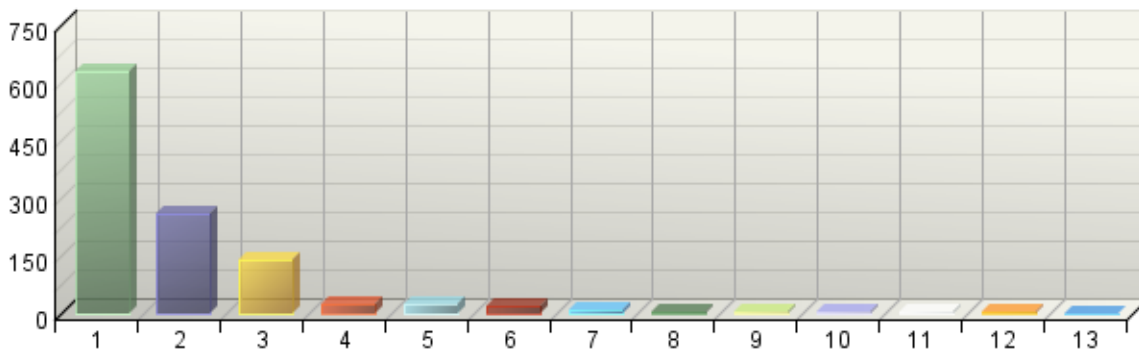
Total - This represents the total visits or hits where there was sufficient information to identify the top-level domain. This number may be less than the total activity overall.

Regions

This report identifies the top geographic regions of the visitors to your site.

Regions by Visits

Visits



Regions

	Regions	Visits	% Visits
1.	North America	631	55.45%
2.	Western Europe	261	22.93%
3.	Asia	140	12.30%
4.	Middle East	25	2.20%
5.	Australia	24	2.11%
6.	South America	22	1.93%
7.	Eastern Europe	11	0.97%
8.	Eastern Africa	5	0.44%
9.	Northern Africa	5	0.44%
10.	Northern Europe	4	0.35%
11.	Southern Africa	4	0.35%
12.	Caribbean Islands	4	0.35%
13.	Central America	2	0.18%
	Total	1,138	100.00%

items 1-13 of 13

Regions - Help Card



Column Definitions

Regions

The geographic part of the world where visitors to your web site are located. "Region Unspecified" represents visitors whose geographic region could not be determined. "Region Unknown" represents visitors whose country has been determined but not identified with a specific region. If the WebTrends GeoTrends Database is turned on for this profile, the region is determined by looking up the visitor's IP address in this database. If GeoTrends is not enabled, the region will be determined from the domain name.

Visits

Number of visits from this geographic region. A visit is a series of actions that begins when a visitor views their first page from the server, and ends when the visitor leaves the site or remains idle beyond the idle-time limit. The default idle-time limit is thirty minutes. This time limit can be changed by the system administrator.

%

Percentage of total visits that were from this geographic region.



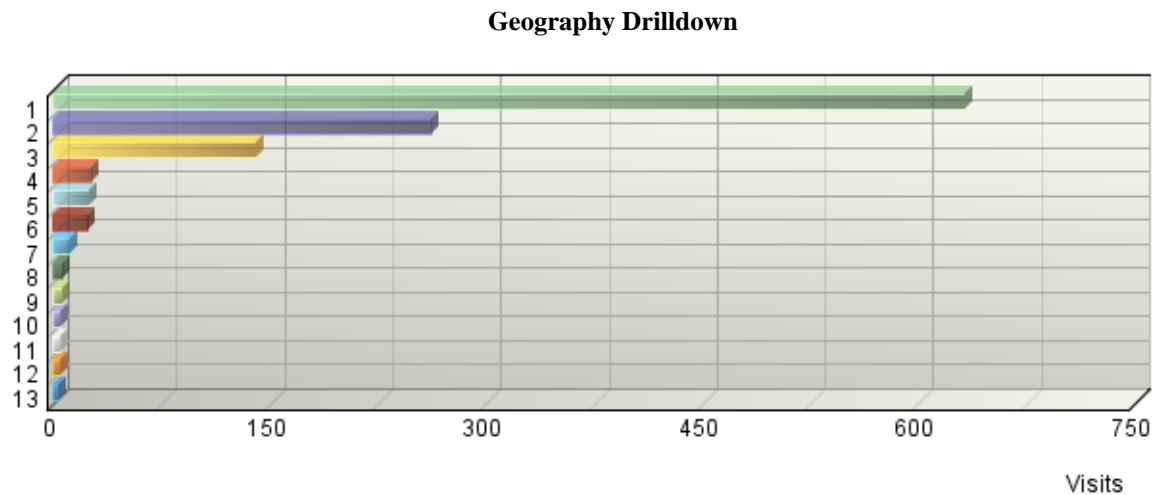
Report Descriptions

This information can help you meet the needs of your target audience as well as discover new audiences. Consider how you can make the content comprehensive and relevant to an international audience.

Note: Use this information carefully because it is based on Internet registration, and may not always be an accurate identifier of the visitor's actual location.

Geography Drilldown

Drilldown presentation of the geographical information (region, country, state/province, city) relating to the visitor's IP address. The WebTrends GeoTrends Database is required to get complete information down to the state and city level.



Geography Drilldown

Geography (Drilldown)		Visits	% Visits	Page Views
1.	North America	631	55.45%	9,134
	United States	610	53.60%	9,107
	Canada	20	1.76%	26
	Mexico	1	0.09%	1
2.	Western Europe	261	22.93%	403
	France	197	17.31%	318
	Italy	15	1.32%	20
	Europe	14	1.23%	19
	United Kingdom	12	1.05%	19
	Germany	10	0.88%	12
	Spain	6	0.53%	7
	Portugal	2	0.18%	3
	Switzerland	2	0.18%	2
	Greece	1	0.09%	1
	Belgium	1	0.09%	1
	Netherlands	1	0.09%	1
3.	Asia	140	12.30%	328
	China	75	6.59%	175

Geography (Drilldown)		Visits	% Visits	Page Views
	Korea (South)	25	2.20%	79
	India	13	1.14%	26
	Japan	9	0.79%	15
	Taiwan	6	0.53%	9
	Hong Kong	3	0.26%	4
	Malaysia	3	0.26%	4
	Viet Nam	2	0.18%	5
	Indonesia	2	0.18%	2
	Macau	1	0.09%	1
	Uzbekistan	1	0.09%	8
■ 4.	Middle East	25	2.20%	44
	Iran	12	1.05%	23
	Turkey	6	0.53%	12
	Israel	4	0.35%	6
	Oman	1	0.09%	1
	Kuwait	1	0.09%	1
	Syria	1	0.09%	1
■ 5.	Australia	24	2.11%	56
	Australia	24	2.11%	56
■ 6.	South America	22	1.93%	36
	Uruguay	7	0.62%	9
	Brazil	7	0.62%	17
	Chile	4	0.35%	4
	Venezuela	2	0.18%	2
	Argentina	1	0.09%	1
	Peru	1	0.09%	3
■ 7.	Eastern Europe	11	0.97%	18
	Hungary	3	0.26%	4
	Russian Federation	2	0.18%	2
	Yugoslavia	2	0.18%	4
	Czech Republic	1	0.09%	2
	Poland	1	0.09%	4
	Belarus	1	0.09%	1
	Romania	1	0.09%	1
■ 8.	Eastern Africa	5	0.44%	6
	Mauritius	5	0.44%	6
■ 9.	Northern Africa	5	0.44%	6
	Egypt	3	0.26%	4
	Libya	2	0.18%	2
■ 10.	Southern Africa	4	0.35%	4
	South Africa	4	0.35%	4

Geography (Drilldown)		Visits	% Visits	Page Views
■ 11.	Northern Europe	4	0.35%	4
	Sweden	2	0.18%	2
	Denmark	1	0.09%	1
	Norway	1	0.09%	1
■ 12.	Caribbean Islands	4	0.35%	5
	Puerto Rico	3	0.26%	4
	Jamaica	1	0.09%	1
■ 13.	Central America	2	0.18%	2
	El Salvador	1	0.09%	1
	Panama	1	0.09%	1
Total		1,138	100.00%	10,046

items 1-13 of 13

Geography Drilldown - Help Card



Column Definitions

Geography (Drilldown)

Drilldown presentation of the geographical information (region, country, state/province, city) relating to the visitor's IP address. The WebTrends GeoTrends Database is required to get complete information down to the state and city level.

Visits

A visit is a series of actions that begins when a visitor views their first page from the server, and ends when the visitor leaves the site or remains idle beyond the idle-time limit. The default idle-time limit is thirty minutes. This time limit can be changed by the system administrator.

Note that if the dimension changes state during the course of a visit (such as a visitor changing from non-buyer to buyer), the visit will be recorded for both states. In such cases, the total of visits in this report may be greater than the number of visits reported in the Overview. In the Key Metrics report for example, if a visit spans several hours, it is recorded in each of the hours.

% of Visits

Percentage of visits for this row compared to the total visits for this table.

Page Views

A hit to any file classified as a page. In order to view a web page with embedded images, for example, a browser must retrieve multiple files. The page and its embedded files counts as a single page view.



Report Descriptions

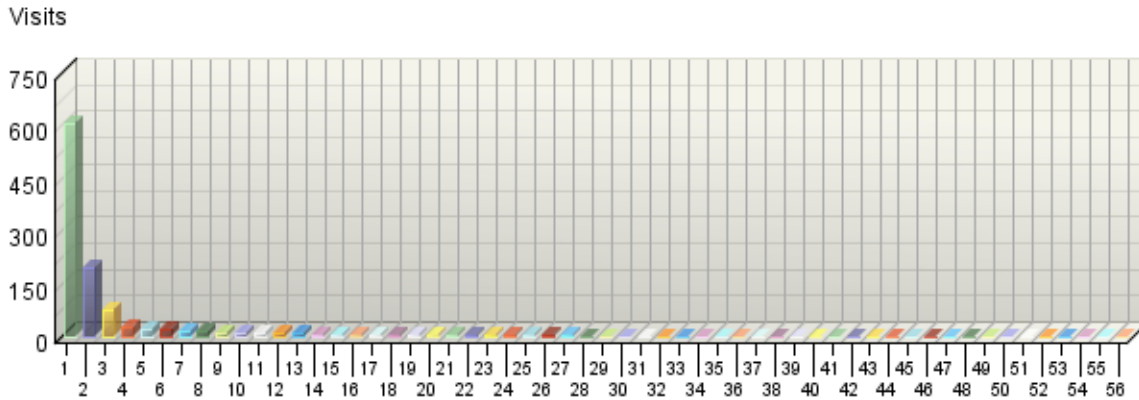
This information can help you meet the needs of your target audience as well as discover new audiences. Consider how you can make the content comprehensive and relevant to an international audience.

Note: Use this information carefully because it is based on Internet registration, and may not always be an accurate identifier of the visitor's actual location.

Countries

This report identifies the top countries of the visitors to your site.

Countries by Visits



Countries

	Countries	Visits	% Visits
1.	United States (US)	610	53.60%
2.	France (FR)	197	17.31%
3.	China (CN)	75	6.59%
4.	Korea (South) (KR)	25	2.20%
5.	Australia (AU)	24	2.11%
6.	Canada (CA)	20	1.76%
7.	Italy (IT)	15	1.32%
8.	Western Europe - country unspecified (EU)	14	1.23%
9.	India (IN)	13	1.14%
10.	Iran (IR)	12	1.05%
11.	United Kingdom (UK)	12	1.05%
12.	Germany (DE)	10	0.88%
13.	Japan (JP)	9	0.79%
14.	Brazil (BR)	7	0.62%
15.	Uruguay (UY)	7	0.62%
16.	Turkey (TR)	6	0.53%
17.	Taiwan (TW)	6	0.53%
18.	Spain (ES)	6	0.53%
19.	Mauritius (MU)	5	0.44%

	Countries	Visits	% Visits
20.	Israel (IL)	4	0.35%
21.	Chile (CL)	4	0.35%
22.	South Africa (ZA)	4	0.35%
23.	Hungary (HU)	3	0.26%
24.	Egypt (EG)	3	0.26%
25.	Malaysia (MY)	3	0.26%
26.	Puerto Rico (PR)	3	0.26%
27.	Hong Kong (HK)	3	0.26%
28.	Portugal (PT)	2	0.18%
29.	Indonesia (ID)	2	0.18%
30.	Libya (LY)	2	0.18%
31.	Switzerland (CH)	2	0.18%
32.	Venezuela (VE)	2	0.18%
33.	Viet Nam (VN)	2	0.18%
34.	Yugoslavia (YU)	2	0.18%
35.	Sweden (SE)	2	0.18%
36.	Russian Federation (RU)	2	0.18%
37.	Mexico (MX)	1	0.09%
38.	Belgium (BE)	1	0.09%
39.	Denmark (DK)	1	0.09%
40.	Jamaica (JM)	1	0.09%
41.	Syria (SY)	1	0.09%
42.	Oman (OM)	1	0.09%
43.	Kuwait (KW)	1	0.09%
44.	Norway (NO)	1	0.09%
45.	Belarus (BY)	1	0.09%
46.	Greece (GR)	1	0.09%
47.	Argentina (AR)	1	0.09%
48.	Peru (PE)	1	0.09%
49.	Panama (PA)	1	0.09%
50.	El Salvador (SV)	1	0.09%
51.	Macau (MO)	1	0.09%
52.	Romania (RO)	1	0.09%
53.	Uzbekistan (UZ)	1	0.09%
54.	Netherlands (NL)	1	0.09%
55.	Czech Republic (CZ)	1	0.09%
56.	Poland (PL)	1	0.09%
	Total	1,138	100.00%

items 1-56 of 56

Countries - Help Card



Column Definitions

Countries

If the WebTrends GeoTrends Database is turned on for this profile, the country is determined by looking up the visitor's IP address in this database. If GeoTrends is not enabled, the country will be determined from the domain name.

Visits

Number of visits from the specified country. A visit is a series of actions that begins when a visitor views their first page from the server, and ends when the visitor leaves the site or remains idle beyond the idle-time limit. The default idle-time limit is thirty minutes. This time limit can be changed by the system administrator.

%

Percentage of total visits from the specified country.

Unknown Origin

The country associated with the visitor's domain name could not be determined.



Report Descriptions

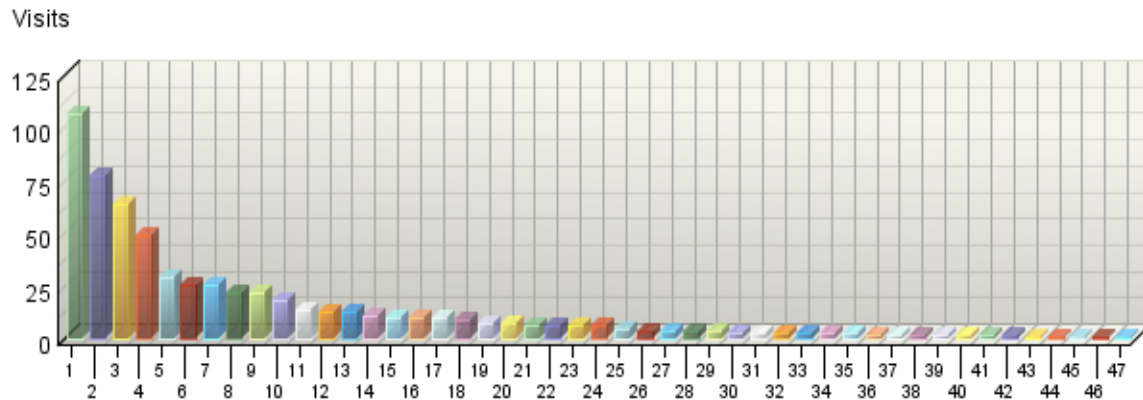
This information can help you meet the needs of your target audience as well as discover new audiences. Consider how you can make the content comprehensive and relevant to an international audience.

Note: Use this information carefully because it is based on Internet registration, and may not always be an accurate identifier of the visitor's actual location.

North American States and Provinces

If you have enabled the WebTrends GeoTrends Database for this profile, this page will list the states and provinces of North America with your most active visitors.

North American States and Provinces by Visits



North American States and Provinces

States and Provinces	Visits	% Visits
1. Virginia	107	17.07%
2. California	78	12.44%
3. North Carolina	64	10.21%
4. Illinois	49	7.81%
5. New York	29	4.63%
6. Texas	26	4.15%
7. Pennsylvania	26	4.15%
8. Georgia	22	3.51%
9. New Jersey	22	3.51%
10. Maryland	18	2.87%
11. Washington	14	2.23%
12. Ontario	13	2.07%
13. Florida	13	2.07%
14. D.C.	11	1.75%
15. Michigan	10	1.59%
16. Colorado	10	1.59%
17. Massachusetts	10	1.59%
18. Arizona	9	1.44%

	States and Provinces	Visits	% Visits
19.	Ohio	7	1.12%
20.	Connecticut	7	1.12%
21.	Missouri	6	0.96%
22.	Maine	6	0.96%
23.	Tennessee	6	0.96%
24.	Utah	6	0.96%
25.	Minnesota	5	0.80%
26.	Quebec	4	0.64%
27.	Nebraska	4	0.64%
28.	Mississippi	4	0.64%
29.	Wisconsin	4	0.64%
30.	Nevada	3	0.48%
31.	Indiana	3	0.48%
32.	New Hampshire	3	0.48%
33.	South Carolina	3	0.48%
34.	Idaho	3	0.48%
35.	Rhode Island	3	0.48%
36.	Alabama	2	0.32%
37.	Oklahoma	2	0.32%
38.	Kansas	2	0.32%
39.	Iowa	2	0.32%
40.	Oregon	2	0.32%
41.	British Columbia	2	0.32%
42.	Kentucky	2	0.32%
43.	Vermont	1	0.16%
44.	Arkansas	1	0.16%
45.	Alberta	1	0.16%
46.	Delaware	1	0.16%
47.	Louisiana	1	0.16%
	Total	627	100.00%

items 1-47 of 47

North American States and Provinces - Help Card



Column Definitions

States and Provinces

If the WebTrends GeoTrends Database is turned on for this profile, the location is determined by looking up the visitor's IP address in this database.

Visits

Number of visits from this state or province. A visit is a series of actions that begins when a visitor views their first page from the server, and ends when the visitor leaves the site or remains idle beyond the idle-time limit. The default idle-time limit is thirty minutes. This time limit can be changed by the system administrator.

%

Percentage of total visits from this state or province.



Report Descriptions

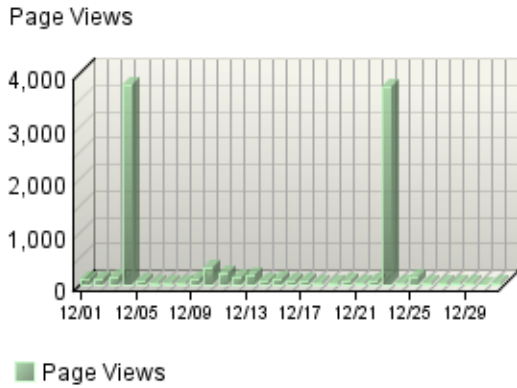
This information can help you meet the needs of your target audience as well as discover new audiences. Consider how you can make the content comprehensive and relevant to an international audience.

Note: Use this information carefully, because it is based on Internet registration and may not always be an accurate identifier of the visitor's actual location.

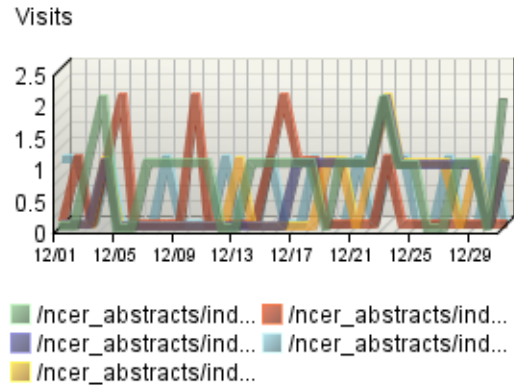
Pages Dashboard

This displays key graphs and tables that provide an overview of the Pages chapter. When viewing through the on-demand interface, you can click on the title of a graph or table to navigate to the corresponding page.

Page Views Trend



Pages by Visits Trend



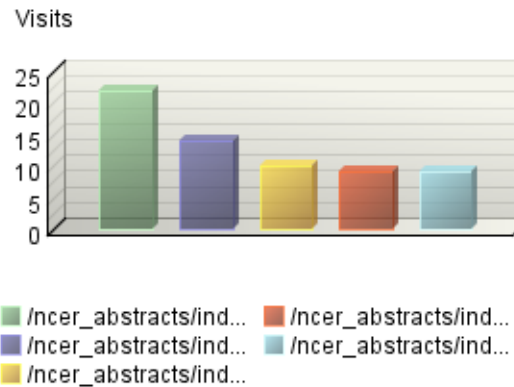
Content Groups by Visits

No data is available for this graph.

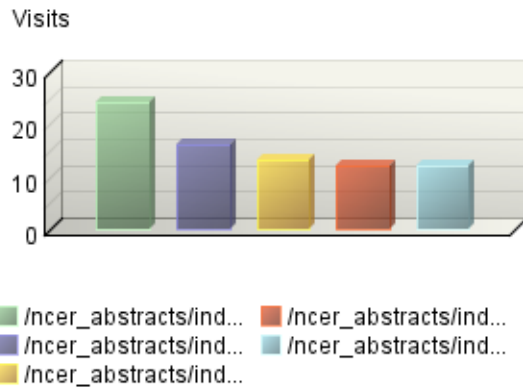
Page View Summary

Page Views	10,046
Average per Day	324
Average Page Views per Visit	8.83

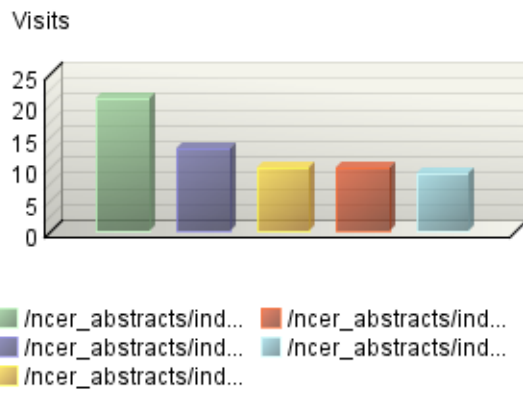
Entry Pages



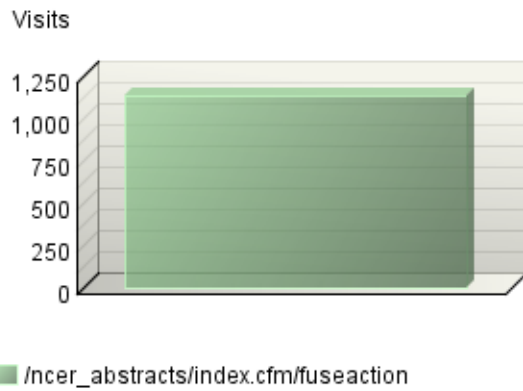
Pages by Visits



Exit Pages



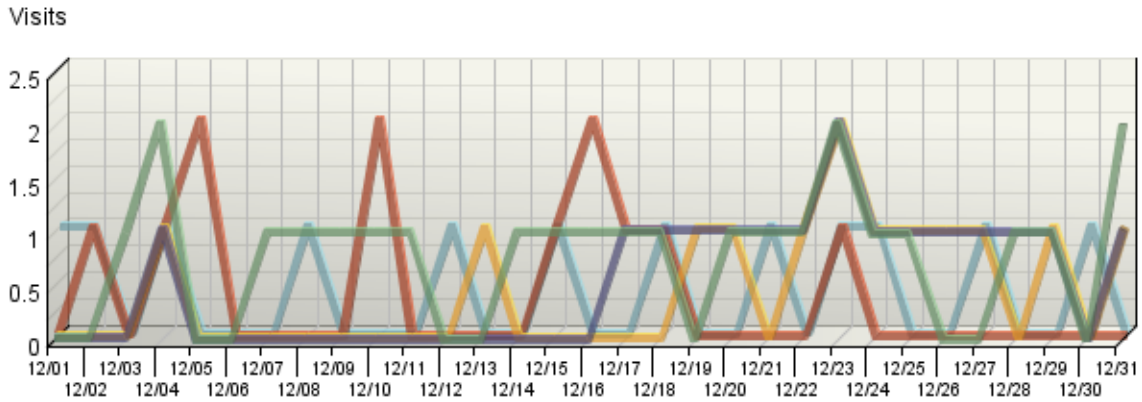
Directories by Visits



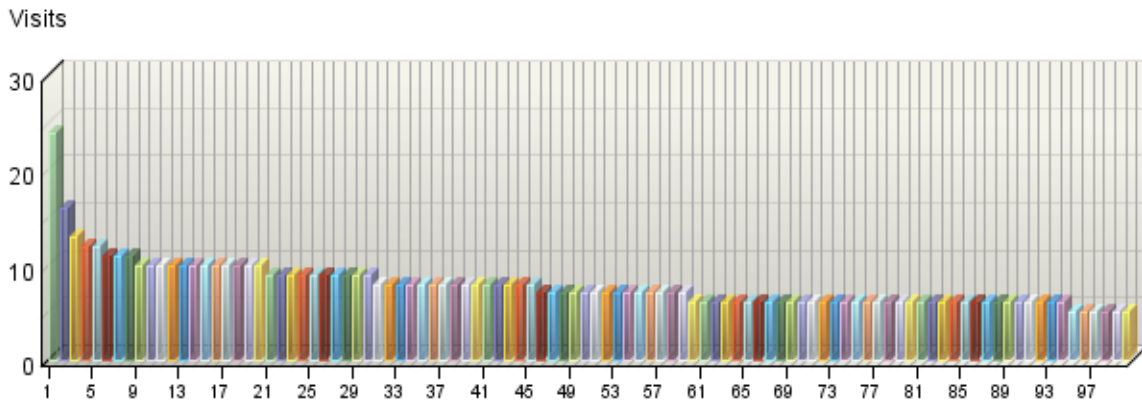
Pages

This identifies the most popular web pages on your site and shows you the number of visits for each, and displays the average length of time the page was viewed.

Pages by Visits Trend



Pages by Visits



Pages

	Pages	Visits	Views	Average Time Viewed
■ 1.	2003 Annual Report Polybrominated Diphenyl Ethers (Flame Retardants) in Babies, Sediment Cores, and Fishes http://cfpub.epa.gov/ncer_abstracts/index.cfm/fuseaction/display.abstractDetail/abstract/6311/report/2003/	24	33	00:01:19
■ 2.	2004 Annual Report The Silicon Olfactory Bulb: A Neuromorphic Approach to Molecular Sensing with Chemoreceptive Neuron MOS Transistors (CnMOS) http://cfpub.epa.gov/ncer_abstracts/index.cfm/fuseaction/display.abstractDetail/abstract/6051/report/2004/	16	16	00:03:11
■ 3.	2000 Annual Report In situ Diagnostic Techniques for Probing Solvation Effects in Supercritical Fluid Reaction Media for Synthetic Organic Chemistry http://cfpub.epa.gov/ncer_abstracts/index.cfm/fuseaction/display.abstractDetail/abstract/963/report/2000/	13	22	00:03:14
■ 4.	2007 Annual Report Genetics of Phthalate and Bisphenol A Risk in Minority Populations (Individual Susceptibility) http://cfpub.epa.gov/ncer_abstracts/index.cfm/fuseaction/display.abstractDetail/abstract/8037/report/2007/	12	13	00:00:17
■ 5.	2000 Annual Report Mechanisms and Kinetics of Chloramine Loss and By-Product Formation in the Presence of Reactive Drinking Water Distribution System Constituents. http://cfpub.epa.gov/ncer_abstracts/index.cfm/fuseaction/display.abstractDetail/abstract/205/report/2000/	12	13	00:04:42
■ 6.	2006 Annual Report Environmentally Benign Lead-Free Electrically Conductive Adhesive for Electronic Packaging Manufacturing http://cfpub.epa.gov/ncer_abstracts/index.cfm/fuseaction/display.abstractDetail/abstract/6352/report/2006/	11	11	00:01:45
■ 7.	1999 Annual Report Detection and Occurrence of Human Caliciviruses in Drinking Water http://cfpub.epa.gov/ncer_abstracts/index.cfm/fuseaction/display.abstractDetail/abstract/6/report/1999/	11	11	00:00:02

	Pages	Visits	Views	Average Time Viewed
■ 8.	2000 Annual Report Understanding Risk Factors to Cryptosporidium parvum: Studies in Gnotobiotic Pigs http://cfpub.epa.gov/ncer_abstracts/index.cfm/fuseaction/display.abstractDetail/abstract/191/report/2000/	11	11	00:00:59
■ 9.	1998 Annual Report Optimization of In-Situ Capture by Sorbents of Toxic Metals in Combustion Processes http://cfpub.epa.gov/ncer_abstracts/index.cfm/fuseaction/display.abstractDetail/abstract/325/report/1998/	10	10	00:03:54
■ 10.	2002 Annual Report Fetal Metabolism of Aflatoxin B1 and Susceptibility to Childhood Cancer http://cfpub.epa.gov/ncer_abstracts/index.cfm/fuseaction/display.abstractDetail/abstract/974/report/2002/	10	10	00:00:02
■ 11.	1999 Annual Report In situ Diagnostic Techniques for Probing Solvation Effects in Supercritical Fluid Reaction Media for Synthetic Organic Chemistry http://cfpub.epa.gov/ncer_abstracts/index.cfm/fuseaction/display.abstractDetail/abstract/963/report/1999/	10	17	00:02:05
■ 12.	1999 Annual Report Development of a New, Simple, Innovative Procedure for the Analysis of Bromate and Other Oxy-Halides at Sub-ppb Levels in Drinking Water http://cfpub.epa.gov/ncer_abstracts/index.cfm/fuseaction/display.abstractDetail/abstract/199/report/1999/	10	10	00:03:17
■ 13.	1998 Annual Report Aluminum Toxicokinetics Oral Absorption from Drinking Water and Brain Retention http://cfpub.epa.gov/ncer_abstracts/index.cfm/fuseaction/display.abstractDetail/abstract/737/report/1998/	10	11	00:00:43
■ 14.	1999 Annual Report A Dose-Response and Susceptibility Investigation of Skin Keratoses and Hyperpigmentation due to Ingestion of Arsenic in Drinking Water http://cfpub.epa.gov/ncer_abstracts/index.cfm/fuseaction/display.abstractDetail/abstract/40/report/1999/	10	10	00:03:31
■ 15.	http://cfpub.epa.gov/ncer_abstracts/index.cfm/fuseaction/display.abstractDetail/abstract/251/report/1999/	10	10	00:00:01

	Pages	Visits	Views	Average Time Viewed
16.	2000 Annual Report Pilot Studies of the Ozonation/FBT Process for the Control of Disinfection Byproducts in Drinking Water http://cfpub.epa.gov/ncер_abstracts/index.cfm/fuseaction/display.abstractDetail/abstract/41/report/2000/	10	10	00:00:01
17.	1999 Annual Report Characterization of the Chemical Composition of Atmospheric Ultrafine Particles http://cfpub.epa.gov/ncер_abstracts/index.cfm/fuseaction/display.abstractDetail/abstract/5579/report/1999/	10	12	00:05:08
18.	1999 Annual Report Assessment of Human Dietary Ingestion Exposures to Water Disinfection Byproducts via Food http://cfpub.epa.gov/ncер_abstracts/index.cfm/fuseaction/display.abstractDetail/abstract/204/report/1999/	10	10	00:00:00
19.	1999 Annual Report Statistical Models for the Concentrations of Chemicals in Source and Treated Drinking Water Supplies http://cfpub.epa.gov/ncер_abstracts/index.cfm/fuseaction/display.abstractDetail/abstract/29/report/1999/	10	10	00:00:01
20.	2000 Annual Report Integrated Approach for the Control of Cryptosporidium parvum Oocysts and Disinfection By-Products in Drinking Water Treated with Ozone and Chloramines http://cfpub.epa.gov/ncер_abstracts/index.cfm/fuseaction/display.abstractDetail/abstract/207/report/2000/	10	10	00:00:00
21.	2000 Annual Report Arsenic-Glutathione Interactions and Skin Cancer http://cfpub.epa.gov/ncер_abstracts/index.cfm/fuseaction/display.abstractDetail/abstract/245/report/2000/	9	9	00:00:01
22.	1999 Annual Report Metabolic Fate of Halogenated Disinfection By-Products In Vivo, and Relation to Biological Activity http://cfpub.epa.gov/ncер_abstracts/index.cfm/fuseaction/display.abstractDetail/abstract/197/report/1999/	9	9	00:00:01
23.	1999 Annual Report Physiologically Based Pharmacokinetic Modeling of Haloacid Mixtures in Rodents and Humans http://cfpub.epa.gov/ncер_abstracts/index.cfm/fuseaction/display.abstractDetail/abstract/194/report/1999/	9	9	00:00:01

	Pages	Visits	Views	Average Time Viewed
■ 24.	2000 Annual Report Passive Sampling Devices (PSDs) for Bioavailability Screening of Soils Containing Petrochemicals http://cfpub.epa.gov/ncer_abstracts/index.cfm/fuseaction/display.abstractDetail/abstract/1843/report/2000/	9	11	00:05:04
■ 25.	1999 Annual Report Kinetic-Based Models for Bromate Formation in Natural Waters http://cfpub.epa.gov/ncer_abstracts/index.cfm/fuseaction/display.abstractDetail/abstract/915/report/1999/	9	9	00:00:00
■ 26.	http://cfpub.epa.gov/ncer_abstracts/index.cfm/fuseaction/display.abstractDetail/abstract/195/report/1999/	9	9	00:03:48
■ 27.	2000 Annual Report Formation and Stability of Ozonation By-Products in Drinking Water http://cfpub.epa.gov/ncer_abstracts/index.cfm/fuseaction/display.abstractDetail/abstract/202/report/2000/	9	9	00:00:00
■ 28.	1999 Annual Report Evaluation of the Efficacy of a New Secondary Disinfectant Formulation Using Hydrogen Peroxide and Silver and the Formulation of Disinfection By-Products Resulting From Interactions with Conventional http://cfpub.epa.gov/ncer_abstracts/index.cfm/fuseaction/display.abstractDetail/abstract/198/report/1999/	9	9	00:00:01
■ 29.	2005 Annual Report Sustainable Biodegradable Green Nanocomposites From Bacterial Bioplastic For Automotive Applications http://cfpub.epa.gov/ncer_abstracts/index.cfm/fuseaction/display.abstractDetail/abstract/6345/report/2005/	9	9	00:00:26
■ 30.	1999 Annual Report Use of Differential Spectroscopy to Probe Reactions between Natural Organic Matter and Chlorinated Oxidants http://cfpub.epa.gov/ncer_abstracts/index.cfm/fuseaction/display.abstractDetail/abstract/354/report/1999/	9	9	00:00:01
■ 31.	2007 Annual Report Fate and Transformation of C<sub>60</sub> Nanoparticles in Water Treatment Processes http://cfpub.epa.gov/ncer_abstracts/index.cfm/fuseaction/display.abstractDetail/abstract/7725/report/2007/	8	8	00:00:57

	Pages	Visits	Views	Average Time Viewed
32.	2006 Annual Report Assessment of Perinatal PBDE Exposure and Related Child Behavioral and Cognitive Effects http://cfpub.epa.gov/ncer_abstracts/index.cfm/fuseaction/display.abstractDetail/abstract/8044/report/2006/	8	8	00:00:00
33.	1999 Annual Report Mechanistic-Based Disinfection and Disinfection Byproduct Models http://cfpub.epa.gov/ncer_abstracts/index.cfm/fuseaction/display.abstractDetail/abstract/208/report/1999/	8	9	00:04:50
34.	1999 Annual Report Physiochemical and Microbial Controls on the Speciation and Release of Arsenic into Ground and Surface Waters http://cfpub.epa.gov/ncer_abstracts/index.cfm/fuseaction/display.abstractDetail/abstract/346/report/1999/	8	8	00:03:24
35.	1998 Annual Report Development of a Miniature Detector for Accurate Identification of Toxic Environmental Contaminants (DATEC) http://cfpub.epa.gov/ncer_abstracts/index.cfm/fuseaction/display.abstractDetail/abstract/379/report/1998/	8	8	00:03:57
36.	1997 Annual Report Development and Characterization of a New Heavy-Metal Selective Inorganic Ion Exchanger http://cfpub.epa.gov/ncer_abstracts/index.cfm/fuseaction/display.abstractDetail/abstract/516/report/1997/	8	8	00:00:00
37.	2008 Annual Report Endothelial Cell Responses to PM_{2.5} and In Vitro and In Vivo http://cfpub.epa.gov/ncer_abstracts/index.cfm/fuseaction/display.abstractDetail/abstract/7774/report/2008/	8	8	00:00:41
38.	1999 Annual Report Analysis of Organic Byproducts from the use of Ozone/Chlorine and Ozone/Chloramines in Drinking Water Treatment http://cfpub.epa.gov/ncer_abstracts/index.cfm/fuseaction/display.abstractDetail/abstract/185/report/1999/	8	8	00:08:34
39.	1999 Annual Report Genotoxicity and Occurrence Assessment of Disinfection By-Product Mixtures in Drinking Water http://cfpub.epa.gov/ncer_abstracts/index.cfm/fuseaction/display.abstractDetail/abstract/840/report/1999/	8	8	00:00:01

	Pages	Visits	Views	Average Time Viewed
40.	2000 Annual Report Toxins of Bacillus thuringiensis in Transgenic Organisms: Persistence and Ecological Effects http://cfpub.epa.gov/ncer_abstracts/index.cfm/fuseaction/display.abstractDetail/abstract/898/report/2000/	8	8	00:00:01
41.	2007 Annual Report Development and Evaluation of an Innovative System for the Concentration and Quantitative Detection of CCL Pathogens in Drinking Water http://cfpub.epa.gov/ncer_abstracts/index.cfm/fuseaction/display.abstractDetail/abstract/8041/report/2007/	8	9	00:01:28
42.	http://cfpub.epa.gov/ncer_abstracts/index.cfm/fuseaction/display.abstractDetail/abstract/7740/report/2006/	8	14	00:04:09
43.	2005 Annual Report Large Eddy Simulation of Dispersion in Urban Areas http://cfpub.epa.gov/ncer_abstracts/index.cfm/fuseaction/display.abstractDetail/abstract/2294/report/2005/	8	8	00:00:17
44.	2000 Annual Report Photochemical Processes Controlling Manganese Chemistry in Pristine and Contaminated Mountain Streams http://cfpub.epa.gov/ncer_abstracts/index.cfm/fuseaction/display.abstractDetail/abstract/349/report/2000/	8	9	00:00:15
45.	2006 Annual Report Sustainable Biodegradable Green Nanocomposites From Bacterial Bioplastic For Automotive Applications http://cfpub.epa.gov/ncer_abstracts/index.cfm/fuseaction/display.abstractDetail/abstract/6345/report/2006/	8	8	00:00:09
46.	2003 Annual Report Ultrasensitive Pathogen Quantification in Drinking Water http://cfpub.epa.gov/ncer_abstracts/index.cfm/fuseaction/display.abstractDetail/abstract/2372/report/2003/	7	7	00:00:11
47.	2006 Annual Report Integrated Microfluidic System for Bioluminescent Bioreporting, Separations, Vibrational Spectroscopy, and Microcantilever Transducer Evaluation of Endocrine Disrupting Chemicals http://cfpub.epa.gov/ncer_abstracts/index.cfm/fuseaction/display.abstractDetail/abstract/7847/report/2006/	7	7	00:00:43

	Pages	Visits	Views	Average Time Viewed
■ 48.	2000 Annual Report Mechanism of Non-genotoxic Occupational Carcinogens http://cfpub.epa.gov/ncer/abstracts/index.cfm/fuseaction/display.abstractDetail/abstract/1023/report/2000/	7	9	00:00:04
■ 49.	2004 Annual Report Exposure to Vehicular Pollutants and Respiratory Health http://cfpub.epa.gov/ncer/abstracts/index.cfm/fuseaction/display.abstractDetail/abstract/8462/report/2004/	7	9	00:03:34
■ 50.	2003 Annual Report Interaction of Various Plant Species with Microbial PCB-Degraders http://cfpub.epa.gov/ncer/abstracts/index.cfm/fuseaction/display.abstractDetail/abstract/2274/report/2003/	7	9	00:00:49
■ 51.	2006 Annual Report Evaluating Nanoparticle Interactions with Skin http://cfpub.epa.gov/ncer/abstracts/index.cfm/fuseaction/display.abstractDetail/abstract/7178/report/2006/	7	8	00:02:28
■ 52.	http://cfpub.epa.gov/ncer/abstracts/index.cfm/fuseaction/display.abstractDetail/abstract/6355/report/2006/	7	7	00:00:36
■ 53.	2008 Annual Report Characterization and Source Apportionment http://cfpub.epa.gov/ncer/abstracts/index.cfm/fuseaction/display.abstractDetail/abstract/7785/report/2008/	7	9	00:05:32
■ 54.	1999 Annual Report Application of Sediment Quality Criteria for Metals to a Montane Lotic Ecosystem: Field Validation During Reclamation of a Copper Mine Causing Acid Mine Drainage http://cfpub.epa.gov/ncer/abstracts/index.cfm/fuseaction/display.abstractDetail/abstract/14/report/1999/	7	8	00:00:42
■ 55.	1999 Annual Report Meaningful Detection of Known and Emerging Pathogens in Drinking Water http://cfpub.epa.gov/ncer/abstracts/index.cfm/fuseaction/display.abstractDetail/abstract/203/report/1999/	7	7	00:00:35
■ 56.	2006 Annual Report An Experimental Economics Examination of Incentive Mechanisms for Reducing Ambient Water Pollution Levels from Agricultural Non-Point Source Pollution http://cfpub.epa.gov/ncer/abstracts/index.cfm/fuseaction/display.abstractDetail/abstract/6237/report/2006/	7	7	00:00:00

	Pages	Visits	Views	Average Time Viewed
57.	http://cfpub.epa.gov/ncer_abstracts/index.cfm/fuseaction/display.abstractDetail/abstract/7739/report/2006/	7	7	00:06:34
58.	2008 Annual Report PM Characterization and Exposure Assessment (Project 2) http://cfpub.epa.gov/ncer_abstracts/index.cfm/fuseaction/display.abstractDetail/abstract/7782/report/2008/	7	9	00:05:23
59.	2006 Annual Report Multi-Objective Decision Model for Urban Water Use: Planning for a Regional Water Reuse Ordinance http://cfpub.epa.gov/ncer_abstracts/index.cfm/fuseaction/display.abstractDetail/abstract/7543/report/2006/	7	7	00:00:38
60.	2004 Annual Report Field Evaluation of Evapo-Transpiration (ET) Caps http://cfpub.epa.gov/ncer_abstracts/index.cfm/fuseaction/display.abstractDetail/abstract/6132/report/2004/	6	6	00:00:19
61.	2006 Annual Report Biogeochemistry of Arsenic in Contaminated Soils of Superfund Sites http://cfpub.epa.gov/ncer_abstracts/index.cfm/fuseaction/display.abstractDetail/abstract/6015/report/2006/	6	6	00:00:07
62.	2000 Annual Report Processes Controlling the Chemical/Isotopic Speciation and Distribution of Mercury from Contaminated Mine Sites http://cfpub.epa.gov/ncer_abstracts/index.cfm/fuseaction/display.abstractDetail/abstract/250/report/2000/	6	7	00:00:01
63.	2002 Annual Report Characterization of the Chemical Composition of Atmospheric Ultrafine Particles http://cfpub.epa.gov/ncer_abstracts/index.cfm/fuseaction/display.abstractDetail/abstract/5579/report/2002/	6	6	00:00:00
64.	2002 Annual Report Investigations of Factors Determining the Occurrence of Ozone and Fine Particles in Northeastern USA http://cfpub.epa.gov/ncer_abstracts/index.cfm/fuseaction/display.abstractDetail/abstract/909/report/2002/	6	6	00:03:40
65.	http://cfpub.epa.gov/ncer_abstracts/index.cfm/fuseaction/display.abstractDetail/abstract/2270/report/2002/	6	6	00:02:44

	Pages	Visits	Views	Average Time Viewed
■ 66.	2003 Annual Report Contaminant Release During Removal and Resuspension http://cfpub.epa.gov/ncer_abstracts/index.cfm/fuseaction/display.abstractDetail/abstract/2287/report/2003/	6	6	00:00:13
■ 67.	2006 Annual Report Rochester PM Center: Source-Specific Health Effects of Ultrafine/Fine Particles http://cfpub.epa.gov/ncer_abstracts/index.cfm/fuseaction/display.abstractDetail/abstract/7758/report/2006/	6	7	00:00:59
■ 68.	2001 Annual Report Effect of the Gasoline Oxygenate Ethanol on the Migration http://cfpub.epa.gov/ncer_abstracts/index.cfm/fuseaction/display.abstractDetail/abstract/374/report/2001/	6	6	00:00:02
■ 69.	2003 Annual Report A Nanocontact Sensor for Heavy Metal Ion Detection http://cfpub.epa.gov/ncer_abstracts/index.cfm/fuseaction/display.abstractDetail/abstract/2174/report/2003/	6	6	00:00:20
■ 70.	2004 Annual Report Impact of Residual Pharmaceutical Agents and their Metabolites in Wastewater Effluents on Downstream Drinking Water Treatment Facilities http://cfpub.epa.gov/ncer_abstracts/index.cfm/fuseaction/display.abstractDetail/abstract/1066/report/2004/	6	9	00:00:01
■ 71.	2008 Annual Report Contribution of Primary and Secondary PM Sources to Exposure & Evaluation of Their Relative Toxicity http://cfpub.epa.gov/ncer_abstracts/index.cfm/fuseaction/display.abstractDetail/abstract/7777/report/2008/	6	6	00:04:43
■ 72.	http://cfpub.epa.gov/ncer_abstracts/index.cfm/fuseaction/display.abstractDetail/abstract/1771/report/2006/	6	6	00:00:04
■ 73.	2008 Annual Report Southern California Particle Center (SCPC) http://cfpub.epa.gov/ncer_abstracts/index.cfm/fuseaction/display.abstractDetail/abstract/7740/report/2008/	6	8	00:02:44
■ 74.	2008 Annual Report Aquatic Toxicity of Carbon-Based Nanomaterials at Sediment-Water Interfaces http://cfpub.epa.gov/ncer_abstracts/index.cfm/fuseaction/display.abstractDetail/abstract/8372/report/2008/	6	6	00:00:40

	Pages	Visits	Views	Average Time Viewed
75.	2001 Annual Report Observation-Based Approaches to VOC Emissions Inventory Reconciliation And Control Strategies for Photochemical Smog http://cfpub.epa.gov/ncer_abstracts/index.cfm/fuseaction/display.abstractDetail/abstract/885/report/2001/	6	6	00:00:06
76.	2005 Annual Report A Randomized Controlled Trial of Behavior Changes in Home Exposure Control http://cfpub.epa.gov/ncer_abstracts/index.cfm/fuseaction/display.abstractDetail/abstract/8300/report/2005/	6	6	00:00:40
77.	http://cfpub.epa.gov/ncer_abstracts/index.cfm/fuseaction/display.abstractDetail/abstract/2368/report/2003/	6	6	00:00:30
78.	2007 Annual Report Rapid and Quantitative Detection of &em&gt;Helicobacter Pyloriand &em&gt;E. ColiO157 in Well Water Using a Nano-Wired Biosensor and QPCR http://cfpub.epa.gov/ncer_abstracts/index.cfm/fuseaction/display.abstractDetail/abstract/8294/report/2007/	6	6	00:01:57
79.	2004 Annual Report Advanced Nanosensors for Continuous Monitoring of Heavy Metals http://cfpub.epa.gov/ncer_abstracts/index.cfm/fuseaction/display.abstractDetail/abstract/6124/report/2004/	6	6	00:00:07
80.	2006 Annual Report Iron Oxide Nanoparticle-Induced Oxidative Stress and Inflammation http://cfpub.epa.gov/ncer_abstracts/index.cfm/fuseaction/display.abstractDetail/abstract/7136/report/2006/	6	6	00:00:33
81.	2003 Annual Report Incorporating Natural Attenuation Into Design and Management http://cfpub.epa.gov/ncer_abstracts/index.cfm/fuseaction/display.abstractDetail/abstract/2273/report/2003/	6	7	00:00:37
82.	2007 Annual Report Cardiovascular Responses in the Normative Aging Study: Exploring the Pathways of Particle Toxicity http://cfpub.epa.gov/ncer_abstracts/index.cfm/fuseaction/display.abstractDetail/abstract/7767/report/2007/	6	7	00:03:28

	Pages	Visits	Views	Average Time Viewed
83.	2005 Annual Report Environmental Factors in the Etiology of Autism; Analytic Biomakers (xenobiotic) Core http://cfpub.epa.gov/ncer_abstracts/index.cfm/fuseaction/display.abstractDetail/abstract/7872/report/2005/	6	8	00:00:35
84.	1999 Annual Report Passive Sampling Devices (PSDs) for Bioavailability Screening of Soils Containing Petrochemicals http://cfpub.epa.gov/ncer_abstracts/index.cfm/fuseaction/display.abstractDetail/abstract/1843/report/1999/	6	8	00:00:27
85.	2007 Annual Report Multi-Objective Decision Model for Urban Water Use: Planning for a Regional Water Reuse Ordinance http://cfpub.epa.gov/ncer_abstracts/index.cfm/fuseaction/display.abstractDetail/abstract/7543/report/2007/	6	6	00:00:12
86.	2007 Annual Report Impacts of Global Climate and Emissions Changes on U.S. Air Quality (Ozone, Particulate Matter, Mercury) and Projection Uncertainty http://cfpub.epa.gov/ncer_abstracts/index.cfm/fuseaction/display.abstractDetail/abstract/8433/report/2007/	6	6	00:04:12
87.	2006 Annual Report Air Toxics Exposures Among Teenagers in New York City and Los Angeles—A Columbia-Harvard Study (TEACH) http://cfpub.epa.gov/ncer_abstracts/index.cfm/fuseaction/display.abstractDetail/abstract/6220/report/2006/	6	6	00:00:01
88.	2005 Annual Report Short-term Chronic Toxicity of Photocatalytic Nanoparticles to Bacteria, Algae, and Zooplankton http://cfpub.epa.gov/ncer_abstracts/index.cfm/fuseaction/display.abstractDetail/abstract/7384/report/2005/	6	7	00:00:10
89.	2005 Annual Report The Epidemiology of Susceptibility to Airborne Particulates and Allergens to Asthma in African Americans http://cfpub.epa.gov/ncer_abstracts/index.cfm/fuseaction/display.abstractDetail/abstract/8299/report/2005/	6	7	00:03:57

	Pages	Visits	Views	Average Time Viewed
90.	1999 Annual Report Environmental Distribution and Disease Potential of New Legionella-like Bacteria As a Function of Environmental Variables http://cfpub.epa.gov/ncer_abstracts/index.cfm/fuseaction/display.abstractDetail/abstract/1031/report/1999/	6	8	00:00:13
91.	2003 Annual Report &lt;em&gt;In-Situ Containment and Treatment of Contaminated Sediments: Engineering Cap Integrity and Reactivity http://cfpub.epa.gov/ncer_abstracts/index.cfm/fuseaction/display.abstractDetail/abstract/2288/report/2003/	6	6	00:00:07
92.	1999 Annual Report Novel Nanocoatings On Cutting Tools For Dry Machining http://cfpub.epa.gov/ncer_abstracts/index.cfm/fuseaction/display.abstractDetail/abstract/131/report/1999/	6	7	00:00:14
93.	2003 Annual Report Pharmaceuticals and Antiseptics: Occurrence and Fate in Drinking Water, Sewage Treatment Facilities, and Coastal Waters http://cfpub.epa.gov/ncer_abstracts/index.cfm/fuseaction/display.abstractDetail/abstract/1061/report/2003/	6	6	00:00:39
94.	2000 Annual Report Environmentally Benign Polymeric Packaging from Renewable Resources http://cfpub.epa.gov/ncer_abstracts/index.cfm/fuseaction/display.abstractDetail/abstract/967/report/2000/	6	6	00:02:40
95.	2006 Annual Report Plant-Derived Materials to Enhance the Performance of Polyurethane Materials http://cfpub.epa.gov/ncer_abstracts/index.cfm/fuseaction/display.abstractDetail/abstract/6353/report/2006/	5	5	00:04:00
96.	2002 Annual Report The Center for Hazardous Substances in Urban Environments (CHSUE) Outreach Program http://cfpub.epa.gov/ncer_abstracts/index.cfm/fuseaction/display.abstractDetail/abstract/2289/report/2002/	5	6	00:03:42
97.	2005 Annual Report Western Region Hazardous Substance Research Center for Developing In-Situ Processes for VOC Remediation in Groundwater and Soil http://cfpub.epa.gov/ncer_abstracts/index.cfm/fuseaction/display.abstractDetail/abstract/2298/report/2005/	5	5	00:03:42

	Pages	Visits	Views	Average Time Viewed
98.	2002 Annual Report A Bioengineering Approach to Nanoparticle based Environmental http://cfpub.epa.gov/ncer_abstracts/index.cfm/fuseaction/display.abstractDetail/abstract/2370/report/2002/	5	5	00:00:05
99.	2004 Annual Report Phytoremediation of Perchlorate and N-nitrosodimethylamine as Single and Co-contaminants http://cfpub.epa.gov/ncer_abstracts/index.cfm/fuseaction/display.abstractDetail/abstract/6281/report/2004/	5	5	00:00:34
100.	2007 Annual Report Evaluation of Regional Scale Receptor Modeling http://cfpub.epa.gov/ncer_abstracts/index.cfm/fuseaction/display.abstractDetail/abstract/7437/report/2007/	5	6	00:00:20
101.	1999 Annual Report Dependence of Metal Ion Bioavailability on Biogenic Ligands and Soil Humic Substances http://cfpub.epa.gov/ncer_abstracts/index.cfm/fuseaction/display.abstractDetail/abstract/12/report/1999/	5	6	00:00:15
102.	2008 Annual Report Project 1 &gt; -- ulmonary Metabolic Response http://cfpub.epa.gov/ncer_abstracts/index.cfm/fuseaction/display.abstractDetail/abstract/7773/report/2008/	5	6	00:03:37
103.	http://cfpub.epa.gov/ncer_abstracts/index.cfm/fuseaction/display.abstractDetail/abstract/8049/report/2004/	5	6	00:00:04
104.	2006 Annual Report Project 3 &gt; -- nhalation Exposure Assessment of San Joaquin Valley Aerosol http://cfpub.epa.gov/ncer_abstracts/index.cfm/fuseaction/display.abstractDetail/abstract/7776/report/2006/	5	5	00:00:56
105.	2001 Annual Report Impacts of Nutrients on Reefs in the Florida Keys http://cfpub.epa.gov/ncer_abstracts/index.cfm/fuseaction/display.abstractDetail/abstract/2123/report/2001/	5	5	00:01:25
106.	1998 Annual Report The Manufacture of Carbon Black From Oils Derived From Scrap Tires http://cfpub.epa.gov/ncer_abstracts/index.cfm/fuseaction/display.abstractDetail/abstract/1662/report/1998/	5	5	00:00:01

	Pages	Visits	Views	Average Time Viewed
107.	2003 Annual Report Developing and Optimizing Biotransformation Kinetics for the Bio- remediation of Trichloroethylene at NAPL Source Zone Concentrations http://cfpub.epa.gov/ncer_abstracts/index.cfm/fuseaction/display.abstractDetail/abstract/5475/report/2003/	5	5	00:06:04
108.	2007 Annual Report Diesel-induced Vascular Dysfunction: Role of Endothelin http://cfpub.epa.gov/ncer_abstracts/index.cfm/fuseaction/display.abstractDetail/abstract/7374/report/2007/	5	6	00:02:21
109.	2001 Annual Report Developing and Optimizing Biotransformation Kinetics for the Bio- remediation of Trichloroethylene at NAPL Source Zone Concentrations http://cfpub.epa.gov/ncer_abstracts/index.cfm/fuseaction/display.abstractDetail/abstract/5475/report/2001/	5	5	00:04:30
110.	2008 Annual Report Project 5&lt;strong&gt; -- rchitecture Development and Particle Deposition http://cfpub.epa.gov/ncer_abstracts/index.cfm/fuseaction/display.abstractDetail/abstract/7775/report/2008/	5	6	00:01:31
111.	2003 Annual Report The Fate and Potential Bioavailability of Airborne Urban http://cfpub.epa.gov/ncer_abstracts/index.cfm/fuseaction/display.abstractDetail/abstract/2293/report/2003/	5	5	00:06:55
112.	2004 Annual Report Large Eddy Simulation of Dispersion in Urban Areas http://cfpub.epa.gov/ncer_abstracts/index.cfm/fuseaction/display.abstractDetail/abstract/2294/report/2004/	5	5	00:00:08
113.	2005 Annual Report Nanostructured Microemulsions as Alternative Solvents to VOCs in Cleaning Technologies and Vegetable Oil Extraction http://cfpub.epa.gov/ncer_abstracts/index.cfm/fuseaction/display.abstractDetail/abstract/6350/report/2005/	5	5	00:00:07
114.	2004 Annual Report Occurrence and Fate of Pharmaceuticals and Personal Care Products in Groundwater Environments http://cfpub.epa.gov/ncer_abstracts/index.cfm/fuseaction/display.abstractDetail/abstract/1063/report/2004/	5	5	00:00:01

	Pages	Visits	Views	Average Time Viewed
115.	2005 Annual Report Fate, Transformation and Toxicity of Manufactured Nanomaterials in Drinking Water http://cfpub.epa.gov/ncer_abstracts/index.cfm/fuseaction/display.abstractDetail/abstract/7387/report/2005/	5	5	00:00:54
116.	2002 Annual Report Membrane-Based Nanostructured Metals for Reductive Degradation http://cfpub.epa.gov/ncer_abstracts/index.cfm/fuseaction/display.abstractDetail/abstract/2172/report/2002/	5	5	00:00:03
117.	http://cfpub.epa.gov/ncer_abstracts/index.cfm/fuseaction/display.abstractDetail/abstract/894/report/1999/	5	7	00:00:28
118.	2007 Annual Report Ultrafine Particles on and Near Freeways http://cfpub.epa.gov/ncer_abstracts/index.cfm/fuseaction/display.abstractDetail/abstract/8703/report/2007/	5	5	00:01:26
119.	2004 Annual Report Pesticide Exposure Pathways Research Project http://cfpub.epa.gov/ncer_abstracts/index.cfm/fuseaction/display.abstractDetail/abstract/8050/report/2004/	5	6	00:00:07
120.	1999 Annual Report Adjustable Biopolymer Chelators for Cadmium, Lead and Mercury http://cfpub.epa.gov/ncer_abstracts/index.cfm/fuseaction/display.abstractDetail/abstract/5930/report/1999/	5	5	00:00:38
121.	2004 Annual Report Inner City Toxicants and Neurodevelopment in Urban Children http://cfpub.epa.gov/ncer_abstracts/index.cfm/fuseaction/display.abstractDetail/abstract/7977/report/2004/	5	5	00:00:07
122.	1998 Annual Report Rates of Arsenic Oxidation-Reduction Reactions in Contaminated Soils: Effects on Arsenic Fate and Mobility http://cfpub.epa.gov/ncer_abstracts/index.cfm/fuseaction/display.abstractDetail/abstract/679/report/1998/	5	5	00:03:40
123.	2005 Annual Report Adsorption and Release of Contaminants onto Engineered Nanoparticles http://cfpub.epa.gov/ncer_abstracts/index.cfm/fuseaction/display.abstractDetail/abstract/7392/report/2005/	5	5	00:00:04

	Pages	Visits	Views	Average Time Viewed
124.	2005 Annual Report Pesticide Exposure Pathways Research Project http://cfpub.epa.gov/ncer_abstracts/index.cfm/fuseaction/display.abstractDetail/abstract/8050/report/2005/	5	6	00:01:05
125.	2008 Annual Report Cardiovascular Toxicity of Concentrated Ambient Fine, Ultrafine and Coarse Particles in Controlled Human Exposures http://cfpub.epa.gov/ncer_abstracts/index.cfm/fuseaction/display.abstractDetail/abstract/8704/report/2008/	5	5	00:00:56
126.	2006 Annual Report Disruption of Ontogenic Development of Cognitive and Sensory Motor Skills http://cfpub.epa.gov/ncer_abstracts/index.cfm/fuseaction/display.abstractDetail/abstract/8289/report/2006/	5	5	00:00:12
127.	2005 Annual Report Study of Phthalates in Pregnant Woman and Children http://cfpub.epa.gov/ncer_abstracts/index.cfm/fuseaction/display.abstractDetail/abstract/1950/report/2005/	5	5	00:00:12
128.	1998 Annual Report The Influence of Nanoporosity in Soils from Contaminated Sites on Hydrocarbon Desorption Kinetics and Bioavailability http://cfpub.epa.gov/ncer_abstracts/index.cfm/fuseaction/display.abstractDetail/abstract/112/report/1998/	5	5	00:03:26
129.	2007 Annual Report Rochester PM Center: Source-Specific Health Effects of Ultrafine/Fine Particles http://cfpub.epa.gov/ncer_abstracts/index.cfm/fuseaction/display.abstractDetail/abstract/7758/report/2007/	5	6	00:00:32
130.	2002 Annual Report Design Criteria for Sanitary Sewer System Rehabilitation http://cfpub.epa.gov/ncer_abstracts/index.cfm/fuseaction/display.abstractDetail/abstract/7909/report/2002/	5	8	00:02:36
131.	2002 Annual Report Midwest Hazardous Substance Research Center http://cfpub.epa.gov/ncer_abstracts/index.cfm/fuseaction/display.abstractDetail/abstract/5852/report/2002/	5	5	00:00:41
132.	2004 Annual Report Center for Hazardous Substances in Urban Environments (CHSUE) http://cfpub.epa.gov/ncer_abstracts/index.cfm/fuseaction/display.abstractDetail/abstract/1942/report/2004/	5	5	00:00:50

	Pages	Visits	Views	Average Time Viewed
■ 133.	2003 Annual Report Study of Phthalates in Pregnant Woman and Children http://cfpub.epa.gov/ncer/abstracts/index.cfm/fuseaction/display.abstractDetail/abstract/1950/report/2003/	5	5	00:00:08
■ 134.	http://cfpub.epa.gov/ncer/abstracts/index.cfm/fuseaction/display.abstractDetail/abstract/7740/report/2007/	5	5	00:03:54
■ 135.	2000 Annual Report Fetal Metabolism of Aflatoxin B1 and Susceptibility to Childhood Cancer http://cfpub.epa.gov/ncer/abstracts/index.cfm/fuseaction/display.abstractDetail/abstract/974/report/2000/	5	5	00:05:42
■ 136.	2006 Annual Report Investigation of the Interactions between Climate Change, Biomass, Forest Fires, and Air Quality with an Integrated Modeling Approach http://cfpub.epa.gov/ncer/abstracts/index.cfm/fuseaction/display.abstractDetail/abstract/7508/report/2006/	5	6	00:00:16
■ 137.	2001 Annual Report Adsorbubilization and Photocatalysis in a Semiconducting Monolithic Reactor for Wastewater Treatment http://cfpub.epa.gov/ncer/abstracts/index.cfm/fuseaction/display.abstractDetail/abstract/5888/report/2001/	5	5	00:00:13
■ 138.	2006 Annual Report Effects of Climate Change on Human Health: Current and Future Impacts http://cfpub.epa.gov/ncer/abstracts/index.cfm/fuseaction/display.abstractDetail/abstract/7887/report/2006/	5	5	00:08:35
■ 139.	2003 Annual Report Metals Removal by Constructed Wetlands http://cfpub.epa.gov/ncer/abstracts/index.cfm/fuseaction/display.abstractDetail/abstract/2270/report/2003/	5	5	00:00:37
■ 140.	2000 Annual Report Prevalence and Distribution of Genotypes of Cryptosporidium Parvum in Feedlots in the Western United States http://cfpub.epa.gov/ncer/abstracts/index.cfm/fuseaction/display.abstractDetail/abstract/822/report/2000/	5	10	00:00:00

	Pages	Visits	Views	Average Time Viewed
■ 141.	2002 Annual Report Facultative Landfill Bioreactors (FLB): A Pilot-Scale Study of Waste Stabilization, Landfill Gas Emissions, Leachate Treatment, and Landfill Geotechnical Properties http://cfpub.epa.gov/ncer_abstracts/index.cfm/fuseaction/display.abstractDetail/abstract/7907/report/2002/	5	7	00:00:40
■ 142.	1999 Annual Report Rates of Arsenic Oxidation-Reduction Reactions in Contaminated Soils: Effects on Arsenic Fate and Mobility http://cfpub.epa.gov/ncer_abstracts/index.cfm/fuseaction/display.abstractDetail/abstract/679/report/1999/	5	5	00:01:19
■ 143.	2002 Annual Report Development of Nanocrystalline Zeolite Materials as Environmental http://cfpub.epa.gov/ncer_abstracts/index.cfm/fuseaction/display.abstractDetail/abstract/2170/report/2002/	5	5	00:00:23
■ 144.	1998 Annual Report A Multi-Scale Investigation of Mass Transfer Limitations in Surfactant-Enhanced Aquifer Remediation http://cfpub.epa.gov/ncer_abstracts/index.cfm/fuseaction/display.abstractDetail/abstract/684/report/1998/	5	5	00:02:55
■ 145.	2003 Annual Report Co-Contaminant Effects on Risk Assessment and Remediation Activities Involving Urban Sediments and Soils: Phase II http://cfpub.epa.gov/ncer_abstracts/index.cfm/fuseaction/display.abstractDetail/abstract/2291/report/2003/	5	5	00:00:13
■ 146.	2004 Annual Report Adhesion and Repulsion Molecules in Developmental Neurotoxic Injury http://cfpub.epa.gov/ncer_abstracts/index.cfm/fuseaction/display.abstractDetail/abstract/8288/report/2004/	5	5	00:00:10
■ 147.	1997 Annual Report Bioavailability of Aromatic Hydrocarbons in Saturated Porous Media: The Effects of Chemical Aging and Mass Transfer http://cfpub.epa.gov/ncer_abstracts/index.cfm/fuseaction/display.abstractDetail/abstract/677/report/1997/	5	5	00:02:01

	Pages	Visits	Views	Average Time Viewed
■ 148.	2001 Annual Report Development and Evaluation of Field Sensors for Monitoring http://cfpub.epa.gov/ncer_abstracts/index.cfm/fuseaction/display.abstractDetail/abstract/2301/report/2001/	5	5	00:00:24
■ 149.	2001 Annual Report Development and Evaluation of Ecosystem Indicators for Urbanizing Midwestern Watersheds http://cfpub.epa.gov/ncer_abstracts/index.cfm/fuseaction/display.abstractDetail/abstract/13/report/2001/	5	6	00:05:23
■ 150.	2002 Annual Report Study of Phthalates in Pregnant Woman and Children http://cfpub.epa.gov/ncer_abstracts/index.cfm/fuseaction/display.abstractDetail/abstract/1950/report/2002/	5	6	00:00:08
■ 151.	2004 Annual Report Center for Childhood Neurotoxicology and Assessment http://cfpub.epa.gov/ncer_abstracts/index.cfm/fuseaction/display.abstractDetail/abstract/1771/report/2004/	5	5	00:00:19
■ 152.	2006 Annual Report Fate, Transformation and Toxicity of Manufactured Nanomaterials in Drinking Water http://cfpub.epa.gov/ncer_abstracts/index.cfm/fuseaction/display.abstractDetail/abstract/7387/report/2006/	5	11	00:01:30
■ 153.	2006 Annual Report The Social and Environmental Dimensions of Xeriscaping: A Pathway for Ameliorating Coastal Environments http://cfpub.epa.gov/ncer_abstracts/index.cfm/fuseaction/display.abstractDetail/abstract/8411/report/2006/	5	7	00:00:56
■ 154.	2000 Annual Report Mechanisms of Pb,Cd, As Interactions http://cfpub.epa.gov/ncer_abstracts/index.cfm/fuseaction/display.abstractDetail/abstract/1024/report/2000/	5	5	00:04:29
■ 155.	2005 Annual Report Center for Hazardous Substances in Urban Environments (CHSUE) http://cfpub.epa.gov/ncer_abstracts/index.cfm/fuseaction/display.abstractDetail/abstract/1942/report/2005/	5	5	00:01:14
■ 156.	2008 Annual Report Project 3gt; -- nhalation Exposure Assessment of San Joaquin Valley Aerosol http://cfpub.epa.gov/ncer_abstracts/index.cfm/fuseaction/display.abstractDetail/abstract/7776/report/2008/	5	6	00:01:37

	Pages	Visits	Views	Average Time Viewed
157.	2005 Annual Report Transport of Hazardous Substances Between Brownfields and the Surrounding Urban Atmosphere http://cfpub.epa.gov/ncer_abstracts/index.cfm/fuseaction/display.abstractDetail/abstract/7526/report/2005/	5	5	00:00:19
158.	2000 Annual Report Ecotoxicity Risks Associated with the Land Treatment of Petrochemical Wastes http://cfpub.epa.gov/ncer_abstracts/index.cfm/fuseaction/display.abstractDetail/abstract/894/report/2000/	5	7	00:00:27
159.	2005 Annual Report Metal Mixtures and Children's Health http://cfpub.epa.gov/ncer_abstracts/index.cfm/fuseaction/display.abstractDetail/abstract/7978/report/2005/	5	5	00:03:00
160.	2006 Annual Report Neurotoxicant Effects on Cell Cycle Regulation of Neurogenesis http://cfpub.epa.gov/ncer_abstracts/index.cfm/fuseaction/display.abstractDetail/abstract/8287/report/2006/	5	5	00:00:03
161.	2002 Annual Report Nanostructured Porous Silicon and Luminescent Polysiloles http://cfpub.epa.gov/ncer_abstracts/index.cfm/fuseaction/display.abstractDetail/abstract/2368/report/2002/	5	5	00:00:07
162.	2001 Annual Report The Feasibility of Electrophoretic Repair of Impoundment Leaks http://cfpub.epa.gov/ncer_abstracts/index.cfm/fuseaction/display.abstractDetail/abstract/5873/report/2001/	5	5	00:00:33
163.	2002 Annual Report Regulating Pollution Through Information Disclosure: Facility Response to the Toxics Release Inventory http://cfpub.epa.gov/ncer_abstracts/index.cfm/fuseaction/display.abstractDetail/abstract/5435/report/2002/	5	5	00:00:00
164.	2008 Annual Report Ultrafine Particles on and Near Freeways http://cfpub.epa.gov/ncer_abstracts/index.cfm/fuseaction/display.abstractDetail/abstract/8703/report/2008/	5	5	00:00:31
165.	2002 Annual Report Specialty Polymeric Materials for use in the Purification and Detection of Harmful Algal Bloom Toxins: Science and Engineering http://cfpub.epa.gov/ncer_abstracts/index.cfm/fuseaction/display.abstractDetail/abstract/5403/report/2002/	5	5	00:00:18

	Pages	Visits	Views	Average Time Viewed
■ 166.	2007 Annual Report Project 3 & -- Inhalation Exposure Assessment of San Joaquin Valley Aerosol http://cfpub.epa.gov/ncer_abstracts/index.cfm/fuseaction/display.abstractDetail/abstract/7776/report/2007/	5	5	00:00:13
■ 167.	2001 Annual Report Innovative Ultraviolet Light Source for Disinfection of Drinking Water http://cfpub.epa.gov/ncer_abstracts/index.cfm/fuseaction/display.abstractDetail/abstract/1299/report/2001/	5	5	00:00:11
■ 168.	2003 Annual Report Community-Based Research Project Identifying Residential Hazards Using Home Test Kits http://cfpub.epa.gov/ncer_abstracts/index.cfm/fuseaction/display.abstractDetail/abstract/8064/report/2003/	5	6	00:00:03
■ 169.	2003 Annual Report Pacific Estuarine Ecosystem Indicator Research (PEEIR) Consortium: Biogeochemistry and Bioavailability Component http://cfpub.epa.gov/ncer_abstracts/index.cfm/fuseaction/display.abstractDetail/abstract/6118/report/2003/	5	6	00:06:13
■ 170.	2003 Annual Report Specialty Polymeric Materials for use in the Purification and Detection of Harmful Algal Bloom Toxins: Science and Engineering http://cfpub.epa.gov/ncer_abstracts/index.cfm/fuseaction/display.abstractDetail/abstract/5403/report/2003/	5	5	00:00:41
■ 171.	2004 Annual Report Speciation of chromium in environmental media using capillary http://cfpub.epa.gov/ncer_abstracts/index.cfm/fuseaction/display.abstractDetail/abstract/2297/report/2004/	5	5	00:04:37
■ 172.	2005 Annual Report Inner City Toxicants and Neurodevelopment in Urban Children http://cfpub.epa.gov/ncer_abstracts/index.cfm/fuseaction/display.abstractDetail/abstract/7977/report/2005/	5	5	00:00:06
■ 173.	http://cfpub.epa.gov/ncer_abstracts/index.cfm/fuseaction/display.abstractDetail/abstract/7408/report/2005/	5	9	00:00:04
■ 174.	2003 Annual Report Bioturbation and Bioavailability of Residual, Desorption-Resistant http://cfpub.epa.gov/ncer_abstracts/index.cfm/fuseaction/display.abstractDetail/abstract/2284/report/2003/	5	5	00:00:39

	Pages	Visits	Views	Average Time Viewed
175.	2003 Annual Report PAH Metal Mixtures-Human in Vitro Mutagenicity Studies http://cfpub.epa.gov/ncer_abstracts/index.cfm/fuseaction/display.abstractDetail/abstract/1042/report/2003/	5	5	00:00:19
176.	2005 Annual Report Spatial Exposure Models for Assessing the Relation Between Air Pollution and Childhood Asthma at the Intra-urban Scale http://cfpub.epa.gov/ncer_abstracts/index.cfm/fuseaction/display.abstractDetail/abstract/7395/report/2005/	5	5	00:00:01
177.	2000 Annual Report Risk Based Urban Watershed Management-Integration of Water Quality and Flood Control Objectives http://cfpub.epa.gov/ncer_abstracts/index.cfm/fuseaction/display.abstractDetail/abstract/31/report/2000/	5	5	00:00:02
178.	2005 Annual Report Center for Children&rsquo;s Environmental Health Research & ndash; CHAMACOS Community Based Research Project http://cfpub.epa.gov/ncer_abstracts/index.cfm/fuseaction/display.abstractDetail/abstract/7981/report/2005/	5	5	00:00:02
179.	Mechanism of Manganese-Induced Neurotoxicity http://cfpub.epa.gov/ncer_abstracts/index.cfm/fuseaction/display.abstractdetail/abstract/106/	5	7	00:01:05
180.	2002 Annual Report Children's Exposure to Environmental Tobacco Smoke: Changes in Allergic Response http://cfpub.epa.gov/ncer_abstracts/index.cfm/fuseaction/display.abstractDetail/abstract/1071/report/2002/	5	5	00:00:03
181.	http://cfpub.epa.gov/ncer_abstracts/index.cfm/fuseaction/display.abstractDetail/abstract/5924/report/1999/	5	5	00:00:02
182.	2003 Annual Report Improving Human Health Risk Assessment for Tetrachloroethene by Using Biomarkers and Neurobehavioral Testing in Diverse Residential Populations http://cfpub.epa.gov/ncer_abstracts/index.cfm/fuseaction/display.abstractDetail/abstract/977/report/2003/	5	7	00:00:45

	Pages	Visits	Views	Average Time Viewed
183.	2002 Annual Report Zero-Valent Metal Treatment of Halogenated Vapor-Phase Contaminants in SVE Offgas http://cfpub.epa.gov/ncер_abstracts/index.cfm/fuseaction/display.abstractDetail/abstract/5107/report/2002/	5	5	00:00:27
184.	2005 Annual Report Nanotechnology: A Novel Approach to Prevent Biocide Leaching http://cfpub.epa.gov/ncер_abstracts/index.cfm/fuseaction/display.abstractDetail/abstract/7572/report/2005/	5	5	00:00:06
185.	http://cfpub.epa.gov/ncер_abstracts/index.cfm/fuseaction/display.abstractDetail/abstract/2283/report/2004/	5	5	00:00:18
186.	2006 Annual Report Assessment of Natural Source (Geologic and Vegetation) Mercury Emissions: Speciation, Mechanisms and Significance http://cfpub.epa.gov/ncер_abstracts/index.cfm/fuseaction/display.abstractDetail/abstract/5817/report/2006/	5	6	00:00:37
187.	2006 Annual Report Animal models: Cardiovascular Disease, CNS Injury and Ultrafine Particle Biokinetics http://cfpub.epa.gov/ncер_abstracts/index.cfm/fuseaction/display.abstractDetail/abstract/7788/report/2006/	5	5	00:03:38
188.	2002 Annual Report Growth and Development/Evaluation of Carcinogenic Risks http://cfpub.epa.gov/ncер_abstracts/index.cfm/fuseaction/display.abstractDetail/abstract/1079/report/2002/	5	5	00:05:11
189.	2007 Annual Report Separation and Purification of Hydrogen From Mixed Gas Streams Using Hollow Glass Microspheres http://cfpub.epa.gov/ncер_abstracts/index.cfm/fuseaction/display.abstractDetail/abstract/8707/report/2007/	4	15	00:00:20
190.	2003 Annual Report Large Eddy Simulation of Dispersion in Urban Areas http://cfpub.epa.gov/ncер_abstracts/index.cfm/fuseaction/display.abstractDetail/abstract/2294/report/2003/	4	4	00:00:09
191.	1999 Annual Report Influence of Nonionic Surfactants on the Bioavailability of Chlorinated Benzenes for Microbial Reductive Dechlorination http://cfpub.epa.gov/ncер_abstracts/index.cfm/fuseaction/display.abstractDetail/abstract/685/report/1999/	4	4	00:00:43

	Pages	Visits	Views	Average Time Viewed
192.	2003 Annual Report Zero-Valent Metal Treatment of Halogenated Vapor-Phase Contaminants in SVE Offgas http://cfpub.epa.gov/ncer_abstracts/index.cfm/fuseaction/display.abstractDetail/abstract/5107/report/2003/	4	4	00:05:12
193.	2001 Annual Report Photocatalytic Recovery of Sulfur and Hydrogen From Hydrogen Sulfide http://cfpub.epa.gov/ncer_abstracts/index.cfm/fuseaction/display.abstractDetail/abstract/5880/report/2001/	4	4	00:00:03
194.	2002 Annual Report Bioturbation and Bioavailability of Residual, Desorption-Resistant http://cfpub.epa.gov/ncer_abstracts/index.cfm/fuseaction/display.abstractDetail/abstract/2284/report/2002/	4	4	00:07:02
195.	2004 Annual Report Impacts of Climate Change and Global Emissions on US Air Quality: Development of an Integrated Modeling Framework and Sensitivity Assessment http://cfpub.epa.gov/ncer_abstracts/index.cfm/fuseaction/display.abstractDetail/abstract/6240/report/2004/	4	4	00:00:00
196.	2005 Annual Report Health Effects of Inhaled Nanomaterials http://cfpub.epa.gov/ncer_abstracts/index.cfm/fuseaction/display.abstractDetail/abstract/7376/report/2005/	4	4	00:00:01
197.	2005 Annual Report Iron Oxide Nanoparticle-Induced Oxidative Stress and Inflammation http://cfpub.epa.gov/ncer_abstracts/index.cfm/fuseaction/display.abstractDetail/abstract/7136/report/2005/	4	4	00:00:06
198.	2001 Annual Report Species-Specific Endocrine Disruption: PCB- and PAH-Induced Estrogenic Effects http://cfpub.epa.gov/ncer_abstracts/index.cfm/fuseaction/display.abstractDetail/abstract/173/report/2001/	4	4	00:00:05
199.	2007 Annual Report Syracuse Center of Excellence in Environmental and Energy Systems http://cfpub.epa.gov/ncer_abstracts/index.cfm/fuseaction/display.abstractDetail/abstract/7784/report/2007/	4	4	00:00:01

	Pages	Visits	Views	Average Time Viewed
200.	2007 Annual Report Impacts of Manufactured Nanomaterials on Human Health and the Environment - A Focus on Nanoparticulate Aerosol and Atmospherically Processed Nanoparticulate Aerosol http://cfpub.epa.gov/ncer_abstracts/index.cfm/fuseaction/display.abstractDetail/abstract/7383/report/2007/	4	4	00:00:00
201.	1999 Annual Report A Novel Pressure-Exchange Ejector Refrigeration System with Steam as the Refrigerant http://cfpub.epa.gov/ncer_abstracts/index.cfm/fuseaction/display.abstractDetail/abstract/129/report/1999/	4	4	00:00:08
202.	2002 Annual Report Asthma in Children: A Community-based Intervention Project http://cfpub.epa.gov/ncer_abstracts/index.cfm/fuseaction/display.abstractDetail/abstract/1070/report/2002/	4	4	00:00:04
203.	2007 Annual Report Magnesium Rich Coatings for Corrosion Control of Reactive Metal Alloys http://cfpub.epa.gov/ncer_abstracts/index.cfm/fuseaction/display.abstractDetail/abstract/8709/report/2007/	4	14	00:00:00
204.	2000 Annual Report Dependence of Metal Ion Bioavailability on Biogenic Ligands and Soil Humic Substances http://cfpub.epa.gov/ncer_abstracts/index.cfm/fuseaction/display.abstractDetail/abstract/12/report/2000/	4	5	00:00:07
205.	2000 Annual Report Investigations of Factors Determining the Occurrence of Ozone and Fine Particles in Northeastern USA http://cfpub.epa.gov/ncer_abstracts/index.cfm/fuseaction/display.abstractDetail/abstract/909/report/2000/	4	4	00:00:02
206.	2002 Annual Report Contaminant Release During Removal and Resuspension http://cfpub.epa.gov/ncer_abstracts/index.cfm/fuseaction/display.abstractDetail/abstract/2287/report/2002/	4	4	00:00:25
207.	2007 Annual Report Contribution of Primary and Secondary PM Sources to Exposure & Evaluation of Their Relative Toxicity http://cfpub.epa.gov/ncer_abstracts/index.cfm/fuseaction/display.abstractDetail/abstract/7777/report/2007/	4	4	00:02:09

	Pages	Visits	Views	Average Time Viewed
208.	2003 Annual Report Neurobehavioral Effects of Prevalent Toxicants in Children http://cfpub.epa.gov/ncer_abstracts/index.cfm/fuseaction/display.abstractDetail/abstract/8062/report/2003/	4	4	00:00:29
209.	http://cfpub.epa.gov/ncer_abstracts/index.cfm/fuseaction/display.abstractDetail/abstract/8741/report/2006/	4	5	00:00:00
210.	2006 Annual Report Assessment of the Environmental Impacts of Nanotechnology on Organisms and Ecosystems http://cfpub.epa.gov/ncer_abstracts/index.cfm/fuseaction/display.abstractDetail/abstract/7915/report/2006/	4	5	00:01:18
211.	2004 Annual Report Early Exposure to Lead and Adult Antisocial Outcome http://cfpub.epa.gov/ncer_abstracts/index.cfm/fuseaction/display.abstractDetail/abstract/8063/report/2004/	4	4	00:00:09
212.	2005 Annual Report Pharmaceuticals and Antiseptics: Occurrence and Fate in Drinking Water, Sewage Treatment Facilities, and Coastal Waters http://cfpub.epa.gov/ncer_abstracts/index.cfm/fuseaction/display.abstractDetail/abstract/1061/report/2005/	4	4	00:00:23
213.	2001 Annual Report Closing the Gaps in the Regulation of Municipal Solid Waste Landfills: Defining the End of the Post-Closure Monitoring Period and the Future Stability of Leachate Recirculation Landfills http://cfpub.epa.gov/ncer_abstracts/index.cfm/fuseaction/display.abstractDetail/abstract/985/report/2001/	4	4	00:00:01
214.	2001 Annual Report Source Apportionment of Indoor PAHs in Urban Residences 98-03B http://cfpub.epa.gov/ncer_abstracts/index.cfm/fuseaction/display.abstractDetail/abstract/6222/report/2001/	4	5	00:00:56
215.	2002 Annual Report Ion-Induced Nucleation of Atmospheric Aerosols http://cfpub.epa.gov/ncer_abstracts/index.cfm/fuseaction/display.abstractDetail/abstract/2171/report/2002/	4	4	00:00:08
216.	2004 Annual Report Enhancing Properties of Polylactides http://cfpub.epa.gov/ncer_abstracts/index.cfm/fuseaction/display.abstractDetail/abstract/8006/report/2004/	4	4	00:03:18

	Pages	Visits	Views	Average Time Viewed
■ 217.	2000 Annual Report Mechanisms that Initiate, Promote, and Resolve Grain Dust/LPS Induced Inflammation http://cfpub.epa.gov/ncer_abstracts/index.cfm/fuseaction/display.abstractDetail/abstract/1072/report/2000/	4	4	00:00:10
■ 218.	2004 Annual Report Western Region Hazardous Substance Research Center for Developing In-Situ Processes for VOC Remediation in Groundwater and Soil http://cfpub.epa.gov/ncer_abstracts/index.cfm/fuseaction/display.abstractDetail/abstract/2298/report/2004/	4	4	00:06:27
■ 219.	2006 Annual Report Chemical Induced Changes in Gene Expression Patterns Along the HPG-axis at Different Organizational Levels Using a Small Animal Model (&lt;em&gt;Japanese medaka http://cfpub.epa.gov/ncer_abstracts/index.cfm/fuseaction/display.abstractDetail/abstract/7155/report/2006/	4	4	00:00:02
■ 220.	2003 Annual Report Western Region Hazardous Substance Research Center for Developing In-Situ Processes for VOC Remediation in Groundwater and Soil http://cfpub.epa.gov/ncer_abstracts/index.cfm/fuseaction/display.abstractDetail/abstract/2298/report/2003/	4	4	00:00:22
■ 221.	2003 Annual Report Characterization of the Chemical Composition of Atmospheric Ultrafine Particles http://cfpub.epa.gov/ncer_abstracts/index.cfm/fuseaction/display.abstractDetail/abstract/5579/report/2003/	4	4	00:02:41
■ 222.	2004 Annual Report Community-Based Intervention Project: Reduction of Exposure and Risk from Pesticides and Allergens http://cfpub.epa.gov/ncer_abstracts/index.cfm/fuseaction/display.abstractDetail/abstract/8121/report/2004/	4	4	00:00:38
■ 223.	2001 Annual Report The Etiology and Pathogenesis of Airway Disease in Children from Rural Communities http://cfpub.epa.gov/ncer_abstracts/index.cfm/fuseaction/display.abstractDetail/abstract/5478/report/2001/	4	4	00:00:06

	Pages	Visits	Views	Average Time Viewed
■ 224.	2000 Annual Report Children's Exposure to Environmental Tobacco Smoke: Changes in Allergic Response http://cfpub.epa.gov/ncer_abstracts/index.cfm/fuseaction/display.abstractDetail/abstract/1071/report/2000/	4	4	00:02:43
■ 225.	http://cfpub.epa.gov/ncer_abstracts/index.cfm/fuseaction/display.abstractDetail/abstract/5983/report/2000/	4	4	00:00:01
■ 226.	Research Project Database NCER ORD US EPA http://cfpub.epa.gov/ncer_abstracts/index.cfm/fuseaction/display.highlight/abstract/favicon/ico/	4	4	00:00:00
■ 227.	2005 Annual Report Dioxins, Male Pubertal Development and Testis Function http://cfpub.epa.gov/ncer_abstracts/index.cfm/fuseaction/display.abstractDetail/abstract/2360/report/2005/	4	4	00:00:05
■ 228.	2000 Annual Report Indoor and Outdoor Air Contaminant Exposures and Asthma Aggravation Among Children (Asthma Exposure) http://cfpub.epa.gov/ncer_abstracts/index.cfm/fuseaction/display.abstractDetail/abstract/1069/report/2000/	4	4	00:00:05
■ 229.	2007 Annual Report Detecting Pathogens in Water by Ultrafiltration and Microarray Analysis http://cfpub.epa.gov/ncer_abstracts/index.cfm/fuseaction/display.abstractDetail/abstract/8115/report/2007/	4	4	00:00:00
■ 230.	2003 Annual Report Green Engineering of Dispersed Nanoparticles: Measuring http://cfpub.epa.gov/ncer_abstracts/index.cfm/fuseaction/display.abstractDetail/abstract/2373/report/2003/	4	4	00:00:11
■ 231.	2005 Annual Report Integrating Water Supply Management and Ecological Flow Requirements http://cfpub.epa.gov/ncer_abstracts/index.cfm/fuseaction/display.abstractDetail/abstract/7546/report/2005/	4	4	00:01:10
■ 232.	1997 Annual Report Effective Environmental Policy in the Presence of Distorting Taxes http://cfpub.epa.gov/ncer_abstracts/index.cfm/fuseaction/display.abstractDetail/abstract/39/report/1997/	4	6	00:00:07

	Pages	Visits	Views	Average Time Viewed
■ 233.	http://cfpub.epa.gov/ncer_abstracts/index.cfm/fuseaction/display.abstractDetail/abstract/8288/report/2005/	4	4	00:00:13
■ 234.	2005 Annual Report Physical and Chemical Determinants of Nanofiber/ Nanotube Toxicity http://cfpub.epa.gov/ncer_abstracts/index.cfm/fuseaction/display.abstractDetail/abstract/7386/report/2005/	4	4	00:00:05
■ 235.	2007 Annual Report Development of a Universal Microbial Collector (UMC) for Enteric Pathogens in Water and its Application for the Detection of Contaminant Candidate List Organisms in Water http://cfpub.epa.gov/ncer_abstracts/index.cfm/fuseaction/display.abstractDetail/abstract/8116/report/2007/	4	4	00:00:01
■ 236.	2002 Annual Report Large Eddy Simulation of Dispersion in Urban Areas http://cfpub.epa.gov/ncer_abstracts/index.cfm/fuseaction/display.abstractDetail/abstract/2294/report/2002/	4	4	00:00:21
■ 237.	2004 Annual Report Research Project on Asthma: Prenatal and Postnatal Urban Pollutants and Childhood Asthma http://cfpub.epa.gov/ncer_abstracts/index.cfm/fuseaction/display.abstractDetail/abstract/8123/report/2004/	4	4	00:00:09
■ 238.	2000 Annual Report Characterization of the Chemical Composition of Atmospheric Ultrafine Particles http://cfpub.epa.gov/ncer_abstracts/index.cfm/fuseaction/display.abstractDetail/abstract/5579/report/2000/	4	4	00:01:26
■ 239.	2005 Annual Report Agronomic Optimization for Phytoremediation of Polycyclic Aromatic Hydrocarbons http://cfpub.epa.gov/ncer_abstracts/index.cfm/fuseaction/display.abstractDetail/abstract/6271/report/2005/	4	5	00:00:02
■ 240.	1999 Annual Report A Comparison of Agricultural vs. Forested Basins: Carbon and Nutrient Cycling Within the Hyporheic Ecotone of Streams http://cfpub.epa.gov/ncer_abstracts/index.cfm/fuseaction/display.abstractDetail/abstract/617/report/1999/	4	5	00:00:10

	Pages	Visits	Views	Average Time Viewed
■ 241.	1998 Annual Report Partitioning Tracers for In-Situ Detection and Measurement of Nonaqueous Phase Liquids in Porous Media http://cfpub.epa.gov/ncer_abstracts/index.cfm/fuseaction/display.abstractDetail/abstract/683/report/1998/	4	4	00:01:33
■ 242.	http://cfpub.epa.gov/ncer_abstracts/index.cfm/fuseaction/display.abstractDetail/abstract/7539/report/2006/	4	4	00:00:00
■ 243.	2006 Annual Report Center for the Study of Environmental Factors in the Etiology of Environmental Factors in the Etiology http://cfpub.epa.gov/ncer_abstracts/index.cfm/fuseaction/display.abstractDetail/abstract/1773/report/2006/	4	4	00:00:03
■ 244.	2004 Annual Report Transport of Hazardous Substances Between Brownfields and the Surrounding Urban Atmosphere http://cfpub.epa.gov/ncer_abstracts/index.cfm/fuseaction/display.abstractDetail/abstract/7526/report/2004/	4	4	00:00:16
■ 245.	2003 Annual Report Nanoscale Biopolymers with Tunable Properties for Improved http://cfpub.epa.gov/ncer_abstracts/index.cfm/fuseaction/display.abstractDetail/abstract/2387/report/2003/	4	4	00:00:58
■ 246.	2006 Annual Report Contribution of Primary and Secondary PM Sources to Exposure & Evaluation of Their Relative Toxicity http://cfpub.epa.gov/ncer_abstracts/index.cfm/fuseaction/display.abstractDetail/abstract/7777/report/2006/	4	7	00:00:36
■ 247.	2004 Annual Report Continuous-Flow Column Studies of Reductive Dehalogenation with Two Different Enriched Cultures: Kinetics, Inhibition, and Monitoring of Microbial Activity http://cfpub.epa.gov/ncer_abstracts/index.cfm/fuseaction/display.abstractDetail/abstract/8363/report/2004/	4	4	00:00:48
■ 248.	2004 Annual Report Exposure Assessment and Intervention Project (EAIP) http://cfpub.epa.gov/ncer_abstracts/index.cfm/fuseaction/display.abstractDetail/abstract/8285/report/2004/	4	4	00:00:07

	Pages	Visits	Views	Average Time Viewed
■ 249.	2004 Annual Report Aerobic Cometabolism of Chlorinated Ethenes by Microorganisms that Grow on Organic Acids and Alcohols http://cfpub.epa.gov/ncer_abstracts/index.cfm/fuseaction/display.abstractDetail/abstract/8369/report/2004/	4	4	00:00:33
■ 250.	2006 Annual Report San Joaquin Valley Aerosol Health Effects Research Center (SAHERC) http://cfpub.epa.gov/ncer_abstracts/index.cfm/fuseaction/display.abstractDetail/abstract/7741/report/2006/	4	4	00:00:20
■ 251.	2000 Annual Report Sensor Fusion for Contaminant Detection and Removal From http://cfpub.epa.gov/ncer_abstracts/index.cfm/fuseaction/display.abstractDetail/abstract/1381/report/2000/	4	4	00:00:00
■ 252.	http://cfpub.epa.gov/ncer_abstracts/index.cfm/fuseaction/display.abstractDetail/abstract/6347/report/2003/	4	4	00:00:04
■ 253.	2004 Annual Report Rocky Mountain Regional Hazardous Substance Research Center http://cfpub.epa.gov/ncer_abstracts/index.cfm/fuseaction/display.abstractDetail/abstract/1966/report/2004/	4	4	00:00:18
■ 254.	1999 Annual Report Bioavailability of Organic Contaminants in Estuarine Sediments to Microbes and Benthic Animals http://cfpub.epa.gov/ncer_abstracts/index.cfm/fuseaction/display.abstractDetail/abstract/160/report/1999/	4	4	00:00:30
■ 255.	2000 Annual Report Biogeochemical Control of Heavy Metal Speciation and Bioavailability in Contaminated Marine Sediments http://cfpub.epa.gov/ncer_abstracts/index.cfm/fuseaction/display.abstractDetail/abstract/854/report/2000/	4	5	00:00:06
■ 256.	2006 Annual Report Characterization and Source Apportionment http://cfpub.epa.gov/ncer_abstracts/index.cfm/fuseaction/display.abstractDetail/abstract/7785/report/2006/	4	5	00:03:48
■ 257.	http://cfpub.epa.gov/ncer_abstracts/index.cfm/fuseaction/display.abstractDetail/abstract/7562/report/2006/	4	4	00:00:04

	Pages	Visits	Views	Average Time Viewed
■ 258.	1999 Annual Report CISNet: Coral Bleaching, UV Effects, and Multiple Stressors in the Florida Keys http://cfpub.epa.gov/ncer_abstracts/index.cfm/fuseaction/display.abstractDetail/abstract/438/report/1999/	4	4	00:01:29
■ 259.	2004 Annual Report Center for Children & rsquo;s Environmental Health Research & ndash; CHAMACOS Community Based Research Project http://cfpub.epa.gov/ncer_abstracts/index.cfm/fuseaction/display.abstractDetail/abstract/7981/report/2004/	4	4	00:00:01
■ 260.	2004 Annual Report Future Growth of the U.S. Marine Aquaculture Industry and Associated Environmental Quality Issues: A Comprehensive Assessment http://cfpub.epa.gov/ncer_abstracts/index.cfm/fuseaction/display.abstractDetail/abstract/5453/report/2004/	4	4	00:00:04
■ 261.	2003 Annual Report Development and Evaluation of Methods for the Concentration, Separation, Detection, and Viability/ Infectivity of Three Protozoa from Large Volume of Water http://cfpub.epa.gov/ncer_abstracts/index.cfm/fuseaction/display.abstractDetail/abstract/655/report/2003/	4	4	00:01:27
■ 262.	2005 Annual Report Exposure Assessment of Children and Metals in Mining Waste: Composition, Environmental Transport, and Exposure Patterns http://cfpub.epa.gov/ncer_abstracts/index.cfm/fuseaction/display.abstractDetail/abstract/8054/report/2005/	4	4	00:00:04
■ 263.	2005 Annual Report Magnetic Resonance Assessment of Brain Function Altered by Lead Exposure http://cfpub.epa.gov/ncer_abstracts/index.cfm/fuseaction/display.abstractDetail/abstract/8065/report/2005/	4	4	00:01:08
■ 264.	1997 Annual Report Rapid Field Determination of Organic Contaminants in Water by Solid Phase Microextraction and Infrared Spectroscopy http://cfpub.epa.gov/ncer_abstracts/index.cfm/fuseaction/display.abstractDetail/abstract/524/report/1997/	4	4	00:00:21

	Pages	Visits	Views	Average Time Viewed
■ 265.	2006 Annual Report Adhesion and Repulsion Molecules in Developmental Neurotoxic Injury http://cfpub.epa.gov/ncер_abstracts/index.cfm/fuseaction/display.abstractDetail/abstract/8288/report/2006/	4	4	00:00:09
■ 266.	2006 Annual Report Oxidative Stress Responses to PM Exposure in Elderly Individuals With Coronary Heart Disease http://cfpub.epa.gov/ncер_abstracts/index.cfm/fuseaction/display.abstractDetail/abstract/7780/report/2006/	4	4	00:00:26
■ 267.	2000 Annual Report Biosurfactant Specificity and Influence on Microbial Degradation of Hydrocarbons by Microbial Consortia in the Field http://cfpub.epa.gov/ncер_abstracts/index.cfm/fuseaction/display.abstractDetail/abstract/412/report/2000/	4	4	00:03:38
■ 268.	2005 Annual Report Biogeochemistry of Arsenic in Contaminated Soils of Superfund Sites http://cfpub.epa.gov/ncер_abstracts/index.cfm/fuseaction/display.abstractDetail/abstract/6015/report/2005/	4	4	00:00:06
■ 269.	2003 Annual Report Rocky Mountain Regional Hazardous Substance Research Center http://cfpub.epa.gov/ncер_abstracts/index.cfm/fuseaction/display.abstractDetail/abstract/1966/report/2003/	4	4	00:04:21
■ 270.	2003 Annual Report Phytoremediation in Wetlands and CDFs http://cfpub.epa.gov/ncер_abstracts/index.cfm/fuseaction/display.abstractDetail/abstract/2285/report/2003/	4	4	00:00:47
■ 271.	http://cfpub.epa.gov/ncер_abstracts/index.cfm/fuseaction/display.abstractDetail/abstract/1085/report/1999/	4	4	00:00:26
■ 272.	2002 Annual Report Environmental Factors in the Etiology of Autism; Molecular Biomakers Core http://cfpub.epa.gov/ncер_abstracts/index.cfm/fuseaction/display.abstractDetail/abstract/7874/report/2002/	4	4	00:00:18
■ 273.	2006 Annual Report Fate and Transformation of C<sub>60</sub> Nanoparticles in Water Treatment Processes http://cfpub.epa.gov/ncер_abstracts/index.cfm/fuseaction/display.abstractDetail/abstract/7725/report/2006/	4	4	00:00:06

	Pages	Visits	Views	Average Time Viewed
274.	2008 Annual Report The Chemical Properties of PM and their Toxicological Implications http://cfpub.epa.gov/ncer_abstracts/index.cfm/fuseaction/display.abstractDetail/abstract/7779/report/2008/	4	4	00:02:01
275.	2006 Annual Report Mechanistic Approach to Screening Chemicals and Mixtures for Endocrine Activity Using an Invertebrate Model http://cfpub.epa.gov/ncer_abstracts/index.cfm/fuseaction/display.abstractDetail/abstract/6244/report/2006/	4	4	00:00:06
276.	2006 Annual Report Source-Appor tionment of Primary Organic Carbon in the Eastern United States Combining Receptor-Models, Chemical Transport Models, and Laboratory Oxidation Experiments http://cfpub.epa.gov/ncer_abstracts/index.cfm/fuseaction/display.abstractDetail/abstract/7503/report/2006/	4	4	00:00:02
277.	2003 Annual Report Modeling Heat and Air Quality Impacts of Changing Urban Land Uses and Climate http://cfpub.epa.gov/ncer_abstracts/index.cfm/fuseaction/display.abstractDetail/abstract/812/report/2003/	4	4	00:00:07
278.	2006 Annual Report Study of Phthalates in Pregnant Woman and Children http://cfpub.epa.gov/ncer_abstracts/index.cfm/fuseaction/display.abstractDetail/abstract/1950/report/2006/	4	4	00:00:01
279.	2005 Annual Report Pollution-Enhanced Allergic Inflammation and Phase II Enzymes http://cfpub.epa.gov/ncer_abstracts/index.cfm/fuseaction/display.abstractDetail/abstract/8057/report/2005/	4	4	00:00:03
280.	2003 Annual Report Center for Hazardous Substances in Urban Environments (CHSUE) http://cfpub.epa.gov/ncer_abstracts/index.cfm/fuseaction/display.abstractDetail/abstract/1942/report/2003/	4	4	00:00:13
281.	http://cfpub.epa.gov/ncer_abstracts/index.cfm/fuseaction/display.abstractDetail/abstract/7877/report/2005/	4	4	00:00:01

	Pages	Visits	Views	Average Time Viewed
■ 282.	2002 Annual Report A Nanocontact Sensor for Heavy Metal Ion Detection http://cfpub.epa.gov/ncер_abstracts/index.cfm/fuseaction/display.abstractDetail/abstract/2174/report/2002/	4	4	00:00:03
■ 283.	2006 Annual Report Endothelial Cell Responses to PM_{2.5}; In Vitro and In Vivo http://cfpub.epa.gov/ncер_abstracts/index.cfm/fuseaction/display.abstractDetail/abstract/7774/report/2006/	4	4	00:00:18
■ 284.	1997 Annual Report A Modeling and Experimental Investigation of Metal Release from Contaminated Sediments The Effects of Metal Sulfide Oxidation and Resuspension http://cfpub.epa.gov/ncер_abstracts/index.cfm/fuseaction/display.abstractDetail/abstract/68/report/1997/	4	5	00:04:07
■ 285.	2005 Annual Report Novel Methods for Laboratory Measurement of Transverse Dispersion in Porous Media http://cfpub.epa.gov/ncер_abstracts/index.cfm/fuseaction/display.abstractDetail/abstract/8370/report/2005/	4	4	00:00:11
■ 286.	2005 Annual Report Impacts of Manufactured Nanomaterials on Human Health and the Environment - A Focus on Nanoparticulate Aerosol and Atmospherically Processed Nanoparticulate Aerosol http://cfpub.epa.gov/ncер_abstracts/index.cfm/fuseaction/display.abstractDetail/abstract/7383/report/2005/	4	4	00:00:04
■ 287.	2005 Annual Report Examining Epidemiologic and Environmental Factors Associated with Microbial Risks from Drinking Water http://cfpub.epa.gov/ncер_abstracts/index.cfm/fuseaction/display.abstractDetail/abstract/7429/report/2005/	4	4	00:00:00
■ 288.	2006 Annual Report Project 1 & -- Pulmonary Metabolic Response http://cfpub.epa.gov/ncер_abstracts/index.cfm/fuseaction/display.abstractDetail/abstract/7773/report/2006/	4	4	00:00:15
■ 289.	http://cfpub.epa.gov/ncер_abstracts/index.cfm/fuseaction/display.abstractDetail/abstract/8710/report/2007/	4	14	00:00:00

	Pages	Visits	Views	Average Time Viewed
■ 290.	2002 Annual Report Nanosensors for Detection of Aquatic Toxins http://cfpub.epa.gov/ncер_abstracts/index.cfm/fuseaction/display.abstractDetail/abstract/2369/report/2002/	4	4	00:00:01
■ 291.	2003 Annual Report Regulation of Embryonic Neuronal Development by Chemical Mixtures from Brick, NJ http://cfpub.epa.gov/ncер_abstracts/index.cfm/fuseaction/display.abstractDetail/abstract/5622/report/2003/	4	4	00:04:11
■ 292.	1999 Annual Report Dioxin and Steroid Regulation in an Endometriosis Model http://cfpub.epa.gov/ncер_abstracts/index.cfm/fuseaction/display.abstractDetail/abstract/171/report/1999/	4	5	00:00:05
■ 293.	2005 Annual Report Aerobic Cometabolism of Chlorinated Ethenes by Microorganisms that Grow on Organic Acids and Alcohols http://cfpub.epa.gov/ncер_abstracts/index.cfm/fuseaction/display.abstractDetail/abstract/8369/report/2005/	4	4	00:00:21
■ 294.	2002 Annual Report Simultaneous Environmental Monitoring and Purification http://cfpub.epa.gov/ncер_abstracts/index.cfm/fuseaction/display.abstractDetail/abstract/2374/report/2002/	4	4	00:02:44
■ 295.	2002 Annual Report X-ray CT-based Assessment of Variations in Human Airway Geometry: Implications for Evaluation of Particle Deposition and Dose to Different Populations http://cfpub.epa.gov/ncер_abstracts/index.cfm/fuseaction/display.abstractDetail/abstract/6091/report/2002/	4	4	00:00:48
■ 296.	2006 Annual Report The Consortium for Plant Biotechnology Research, Inc., Environmental Research and Technology Transfer Program http://cfpub.epa.gov/ncер_abstracts/index.cfm/fuseaction/display.abstractDetail/abstract/5533/report/2006/	4	5	00:00:01
■ 297.	2005 Annual Report Exposure Assessment and Intervention Project (EAIP) http://cfpub.epa.gov/ncер_abstracts/index.cfm/fuseaction/display.abstractDetail/abstract/8285/report/2005/	4	4	00:00:05

	Pages	Visits	Views	Average Time Viewed
■ 298.	2005 Annual Report Research Project on Asthma: Prenatal and Postnatal Urban Pollutants and Childhood Asthma http://cfpub.epa.gov/ncer_abstracts/index.cfm/fuseaction/display.abstractDetail/abstract/8123/report/2005/	4	4	00:01:19
■ 299.	2004 Annual Report Impacts of Climate Change and Land Cover Change on Biogenic Volatile Organic Compounds (BVOCs) Emissions in Texas http://cfpub.epa.gov/ncer_abstracts/index.cfm/fuseaction/display.abstractDetail/abstract/6552/report/2004/	4	4	00:00:05
■ 300.	2004 Annual Report Environmentally Benign Lead-Free Electrically Conductive Adhesive for Electronic Packaging Manufacturing http://cfpub.epa.gov/ncer_abstracts/index.cfm/fuseaction/display.abstractDetail/abstract/6352/report/2004/	4	4	00:00:56
■ 301.	1999 Annual Report Species-Specific Endocrine Disruption: PCB- and PAH-Induced Estrogenic Effects http://cfpub.epa.gov/ncer_abstracts/index.cfm/fuseaction/display.abstractDetail/abstract/173/report/1999/	4	4	00:00:32
■ 302.	2004 Annual Report Reduction of Environmental Impact and Improvement of Intrinsic Security in Unsteady-state http://cfpub.epa.gov/ncer_abstracts/index.cfm/fuseaction/display.abstractDetail/abstract/6545/report/2004/	4	5	00:05:38
■ 303.	2007 Annual Report Environmental Tobacco Smoke, Biomarkers, and Childhood Asthma http://cfpub.epa.gov/ncer_abstracts/index.cfm/fuseaction/display.abstractDetail/abstract/6158/report/2007/	4	5	00:02:27
■ 304.	2007 Annual Report San Joaquin Valley Aerosol Health Effects Research Center (SAHERC) http://cfpub.epa.gov/ncer_abstracts/index.cfm/fuseaction/display.abstractDetail/abstract/7741/report/2007/	4	4	00:02:40
■ 305.	2004 Annual Report Mechanistic Research Project http://cfpub.epa.gov/ncer_abstracts/index.cfm/fuseaction/display.abstractDetail/abstract/8124/report/2004/	4	4	00:00:18

	Pages	Visits	Views	Average Time Viewed
■ 306.	2003 Annual Report Hazardous Substance Research Center&ndash;South and Southwest http://cfpub.epa.gov/ncer_abstracts/index.cfm/fuseaction/display.abstractDetail/abstract/5345/report/2003/	4	4	00:05:28
■ 307.	1999 Annual Report The Effects of Aging and Sorbent Decomposition on the Bioavailability of Toluene and Xylene in Solid Waste http://cfpub.epa.gov/ncer_abstracts/index.cfm/fuseaction/display.abstractDetail/abstract/413/report/1999/	4	4	00:00:12
■ 308.	http://cfpub.epa.gov/ncer_abstracts/index.cfm/fuseaction/display.abstractDetail/abstract/6236/report/2004/	4	4	00:00:07
■ 309.	2002 Annual Report Aerobic Cometabolism of Chlorinated Aliphatic Hydrocarbon Compounds with Butane-Grown Microorganisms http://cfpub.epa.gov/ncer_abstracts/index.cfm/fuseaction/display.abstractDetail/abstract/1970/report/2002/	4	4	00:01:01
■ 310.	http://cfpub.epa.gov/ncer_abstracts/index.cfm/fuseaction/display.abstractDetail/abstract/6026/report/2002/	4	4	00:00:03
■ 311.	1999 Annual Report Screening Environmental Chemical Mixtures for Effects on Prostate Cancer Invasion Properties http://cfpub.epa.gov/ncer_abstracts/index.cfm/fuseaction/display.abstractDetail/abstract/1040/report/1999/	4	5	00:00:16
■ 312.	2003 Annual Report Pre-natal Exposures of Children to Polybrominated Diphenyl Ethers: The Collection of Animal and Human Data along with the Development and Validation of a PBPK Model http://cfpub.epa.gov/ncer_abstracts/index.cfm/fuseaction/display.abstractDetail/abstract/5861/report/2003/	4	4	00:00:00
■ 313.	1999 Annual Report Photochemical Alternatives for Pollution Prevention http://cfpub.epa.gov/ncer_abstracts/index.cfm/fuseaction/display.abstractDetail/abstract/130/report/1999/	4	4	00:00:04
■ 314.	2004 Annual Report Metals Neurotoxicity Research Project http://cfpub.epa.gov/ncer_abstracts/index.cfm/fuseaction/display.abstractDetail/abstract/8055/report/2004/	4	4	00:00:04

	Pages	Visits	Views	Average Time Viewed
■ 315.	2007 Annual Report Project 1&lt;strong&gt; -- ulmonary Metabolic Response http://cfpub.epa.gov/ncer_abstracts/index.cfm/fuseaction/display.abstractDetail/abstract/7773/report/2007/	4	4	00:00:14
■ 316.	2007 Annual Report Characterization and Source Apportionment http://cfpub.epa.gov/ncer_abstracts/index.cfm/fuseaction/display.abstractDetail/abstract/7785/report/2007/	4	5	00:01:14
■ 317.	2005 Annual Report Seasonal Controls of Arsenic Transport Across the Groundwater-Surface Water Interface at a Closed Landfill Site http://cfpub.epa.gov/ncer_abstracts/index.cfm/fuseaction/display.abstractDetail/abstract/7527/report/2005/	4	4	00:00:05
■ 318.	2004 Annual Report Simulations of the Emission, Transport, Chemistry and Deposition of Atmospheric Mercury in the Upper Gulf Coast Region http://cfpub.epa.gov/ncer_abstracts/index.cfm/fuseaction/display.abstractDetail/abstract/6544/report/2004/	4	4	00:00:04
■ 319.	2004 Annual Report Community-Based Participatory Research Project http://cfpub.epa.gov/ncer_abstracts/index.cfm/fuseaction/display.abstractDetail/abstract/8059/report/2004/	4	5	00:00:04
■ 320.	1999 Annual Report Understanding Seasonal Variation of Bioavailability of Residual NAPL in the Vadose Zone http://cfpub.epa.gov/ncer_abstracts/index.cfm/fuseaction/display.abstractDetail/abstract/409/report/1999/	4	4	00:01:28
■ 321.	2004 Annual Report Effective Stormwater and Sediment Control During Pipeline Construction Using a New Filter Fence Concept http://cfpub.epa.gov/ncer_abstracts/index.cfm/fuseaction/display.abstractDetail/abstract/8745/report/2004/	4	5	00:00:06
■ 322.	2006 Annual Report Nanostructured Microemulsions as Alternative Solvents to VOCs in Cleaning Technologies and Vegetable Oil Extraction http://cfpub.epa.gov/ncer_abstracts/index.cfm/fuseaction/display.abstractDetail/abstract/6350/report/2006/	4	4	00:00:06

	Pages	Visits	Views	Average Time Viewed
■ 323.	2006 Annual Report Nanotechnology: A Novel Approach to Prevent Biocide Leaching http://cfpub.epa.gov/ncer_abstracts/index.cfm/fuseaction/display.abstractDetail/abstract/7572/report/2006/	4	4	00:00:01
■ 324.	2007 Annual Report Robust Piezoelectric-Excited Millimeter-sized Cantilever Sensors for Detecting Pathogens in Drinking Water at 1 cell/Liter http://cfpub.epa.gov/ncer_abstracts/index.cfm/fuseaction/display.abstractDetail/abstract/8280/report/2007/	4	4	00:00:00
■ 325.	2006 Annual Report Cardiovascular Responses in the Normative Aging Study: Exploring the Pathways of Particle Toxicity http://cfpub.epa.gov/ncer_abstracts/index.cfm/fuseaction/display.abstractDetail/abstract/7767/report/2006/	4	7	00:03:37
■ 326.	2007 Annual Report Effects of Clouds and Tropospheric Air Quality on Surface UV at 6 UV Research Sites http://cfpub.epa.gov/ncer_abstracts/index.cfm/fuseaction/display.abstractDetail/abstract/8304/report/2007/	4	5	00:01:07
■ 327.	2004 Annual Report Development of Nanocrystalline Zeolite Materials as Environmental http://cfpub.epa.gov/ncer_abstracts/index.cfm/fuseaction/display.abstractDetail/abstract/2170/report/2004/	4	4	00:02:11
■ 328.	2005 Annual Report Graft Polymerization as a Route to Control Nanofiltration Membrane Surface Properties to Manage Risk of EPA Candidate Contaminants and Reduce NOM Fouling http://cfpub.epa.gov/ncer_abstracts/index.cfm/fuseaction/display.abstractDetail/abstract/6236/report/2005/	4	4	00:00:11
■ 329.	2005 Annual Report Cyanobacteria and Cyanotoxins in Water Supply Reservoirs: Development of Gene Microarray Assays for Risk Assessment http://cfpub.epa.gov/ncer_abstracts/index.cfm/fuseaction/display.abstractDetail/abstract/7388/report/2005/	4	5	00:00:01

	Pages	Visits	Views	Average Time Viewed
■ 330.	2001 Annual Report Characterization of the Chemical Composition of Atmospheric Ultrafine Particles http://cfpub.epa.gov/ncer_abstracts/index.cfm/fuseaction/display.abstractDetail/abstract/5579/report/2001/	4	4	00:05:03
■ 331.	2006 Annual Report Evaluation Groundwater Chemistry in Gonzales County, Texas and Technical and Educational Assistance to Groundwater Conservation Districts in Texas http://cfpub.epa.gov/ncer_abstracts/index.cfm/fuseaction/display.abstractDetail/abstract/7571/report/2006/	4	5	00:01:28
■ 332.	2004 Annual Report Characterization of the Chemical Composition of Atmospheric Ultrafine Particles http://cfpub.epa.gov/ncer_abstracts/index.cfm/fuseaction/display.abstractDetail/abstract/5579/report/2004/	4	4	00:00:02
■ 333.	2005 Annual Report Environmental Contaminants in Foodstuffs of Siberian Yu&rsquo;piks from St.Lawrence Island, Alaska http://cfpub.epa.gov/ncer_abstracts/index.cfm/fuseaction/display.abstractDetail/abstract/6305/report/2005/	4	5	00:00:21
■ 334.	2002 Annual Report A Randomized, Controlled Trial of Home Exposure Control in Asthma http://cfpub.epa.gov/ncer_abstracts/index.cfm/fuseaction/display.abstractDetail/abstract/1081/report/2002/	4	4	00:00:44
■ 335.	http://cfpub.epa.gov/ncer_abstracts/index.cfm/fuseaction/display.abstractDetail/abstract/5620/report/2004/	4	4	00:01:38
■ 336.	2003 Annual Report Speciation of chromium in environmental media using capillary http://cfpub.epa.gov/ncer_abstracts/index.cfm/fuseaction/display.abstractDetail/abstract/2297/report/2003/	4	4	00:00:15
■ 337.	2005 Annual Report Environmental Factors in the Etiology of Autism; Childhood Autism Risks from Genetics and the Environment (The CHARGE Study) http://cfpub.epa.gov/ncer_abstracts/index.cfm/fuseaction/display.abstractDetail/abstract/7875/report/2005/	4	4	00:00:04

	Pages	Visits	Views	Average Time Viewed
■ 338.	2002 Annual Report Gradation-Based Transport, Kinetics, Coagulation, and Flocculation of Urban Watershed Rainfall-Runoff Particulate Matter http://cfpub.epa.gov/ncer_abstracts/index.cfm/fuseaction/display.abstractDetail/abstract/7904/report/2002/	4	4	00:00:01
■ 339.	2006 Annual Report The Bioavailability, Toxicity, and Trophic Transfer of Manufactured ZnO Nanoparticles: A View from the Bottom http://cfpub.epa.gov/ncer_abstracts/index.cfm/fuseaction/display.abstractDetail/abstract/7815/report/2006/	4	5	00:00:12
■ 340.	2002 Annual Report Environmental Management Systems: Do Formalized Management http://cfpub.epa.gov/ncer_abstracts/index.cfm/fuseaction/display.abstractDetail/abstract/1951/report/2002/	4	4	00:00:01
■ 341.	2006 Annual Report Connectivity in Marine Seascapes: Predicting Ecological and Socioeconomic Costs of Climate Change on Coral Reef Ecosystems http://cfpub.epa.gov/ncer_abstracts/index.cfm/fuseaction/display.abstractDetail/abstract/7444/report/2006/	4	4	00:00:01
■ 342.	2005 Annual Report Center for Child Environmental Health Risks Research http://cfpub.epa.gov/ncer_abstracts/index.cfm/fuseaction/display.abstractDetail/abstract/8038/report/2005/	4	5	00:00:07
■ 343.	2004 Annual Report Ultrasensitive Pathogen Quantification in Drinking Water http://cfpub.epa.gov/ncer_abstracts/index.cfm/fuseaction/display.abstractDetail/abstract/2372/report/2004/	4	4	00:00:03
■ 344.	http://cfpub.epa.gov/ncer_abstracts/index.cfm/fuseaction/display.abstractDetail/abstract/6049/report/2002/	4	5	00:00:10
■ 345.	2004 Annual Report Metal Mixtures and Children's Health http://cfpub.epa.gov/ncer_abstracts/index.cfm/fuseaction/display.abstractDetail/abstract/7978/report/2004/	4	4	00:00:04
■ 346.	1999 Annual Report Surface Levels of Ultraviolet-B Radiation Under Variable Conditions of Tropospheric Air Quality And Cloudiness http://cfpub.epa.gov/ncer_abstracts/index.cfm/fuseaction/display.abstractDetail/abstract/929/report/1999/	4	5	00:00:34

	Pages	Visits	Views	Average Time Viewed
■ 347.	1999 Annual Report Metal/Metal/NO Mixtures: Metallothioneins and Oxidative http://cfpub.epa.gov/ncер_abstracts/index.cfm/fuseaction/display.abstractDetail/abstract/1041/report/1999/	4	4	00:04:51
■ 348.	2003 Annual Report Membrane-Based Nanostructured Metals for Reductive Degradation http://cfpub.epa.gov/ncер_abstracts/index.cfm/fuseaction/display.abstractDetail/abstract/2172/report/2003/	4	4	00:00:15
■ 349.	2004 Annual Report Development and Evaluation of Field Sensors for Monitoring Anaerobic Dehalogenation after Bioaugmentation for &lt;em>&In Situ Treatment of PCE and TCE http://cfpub.epa.gov/ncер_abstracts/index.cfm/fuseaction/display.abstractDetail/abstract/8371/report/2004/	4	4	00:03:07
■ 350.	2002 Annual Report Environmental Factors in the Etiology of Autism; Childhood Autism Risks from Genetics and the Environment (The CHARGE Study) http://cfpub.epa.gov/ncер_abstracts/index.cfm/fuseaction/display.abstractDetail/abstract/7875/report/2002/	4	5	00:00:31
■ 351.	2006 Annual Report Prospective Study of Atherosclerosis, Clinical Cardiovascular Disease, and Long-Term Exposure to Ambient Particulate Matter and Other Air Pollutants in a Multi-Ethnic Cohort (MESA Air) http://cfpub.epa.gov/ncер_abstracts/index.cfm/fuseaction/display.abstractDetail/abstract/7131/report/2006/	4	4	00:00:01
■ 352.	2000 Annual Report The Development of a Web Based Instruction (WBI) Program for the UWMRC User's Guide (Investigation of Inappropriate Pollutant Entries Into Storm Drainage Systems) http://cfpub.epa.gov/ncер_abstracts/index.cfm/fuseaction/display.abstractDetail/abstract/6085/report/2000/	4	9	00:01:09
■ 353.	2005 Annual Report Neurobehavioral Effects of Prevalent Toxicants in Children http://cfpub.epa.gov/ncер_abstracts/index.cfm/fuseaction/display.abstractDetail/abstract/8062/report/2005/	4	4	00:00:07

	Pages	Visits	Views	Average Time Viewed
354.	2004 Annual Report Using Plants to Remediate Petroleum-Contaminated Soil: Project Continuation http://cfpub.epa.gov/ncer_abstracts/index.cfm/fuseaction/display.abstractDetail/abstract/7918/report/2004/	4	5	00:00:01
355.	2007 Annual Report Project 5 Architecture Development and Particle Deposition http://cfpub.epa.gov/ncer_abstracts/index.cfm/fuseaction/display.abstractDetail/abstract/7775/report/2007/	4	4	00:00:05
356.	2003 Annual Report Development of the Push-Pull Test to Monitor Bioaugmentation http://cfpub.epa.gov/ncer_abstracts/index.cfm/fuseaction/display.abstractDetail/abstract/2300/report/2003/	4	4	00:00:05
357.	2001 Annual Report NYU-EPA PM Center: Health Risks of PM Components http://cfpub.epa.gov/ncer_abstracts/index.cfm/fuseaction/display.abstractDetail/abstract/1089/report/2001/	4	4	00:00:06
358.	2001 Annual Report Social Impact Assessment of Human Exposure to Mercury Related to Land Use and Physicochemical Settings in the Alabama-Mobile River System http://cfpub.epa.gov/ncer_abstracts/index.cfm/fuseaction/display.abstractDetail/abstract/589/report/2001/	4	4	00:00:06
359.	2000 Annual Report Mechanisms Of Particulate-Induced Allergic Asthma http://cfpub.epa.gov/ncer_abstracts/index.cfm/fuseaction/display.abstractDetail/abstract/1082/report/2000/	4	4	00:00:28
360.	2001 Annual Report Modeling Heat and Air Quality Impacts of Changing Urban Land Uses and Climate http://cfpub.epa.gov/ncer_abstracts/index.cfm/fuseaction/display.abstractDetail/abstract/812/report/2001/	4	4	00:00:03
361.	http://cfpub.epa.gov/ncer_abstracts/index.cfm/fuseaction/display.abstractDetail/abstract/2360/report/2004/	4	4	00:04:32
362.	1998 Annual Report Longitudinal Studies of Indoor Air Quality in Office Buildings http://cfpub.epa.gov/ncer_abstracts/index.cfm/fuseaction/display.abstractDetail/abstract/691/report/1998/	4	4	00:00:01

	Pages	Visits	Views	Average Time Viewed
363.	http://cfpub.epa.gov/ncer_abstracts/index.cfm/fuseaction/display.abstractDetail/abstract/7738/report/2006/	4	4	00:09:24
364.	2006 Annual Report Using a Sensitive Japanese Medaka (&lt;em&gt;Oryzias latipes Fish Model for Endocrine Disruptors Screening) http://cfpub.epa.gov/ncer_abstracts/index.cfm/fuseaction/display.abstractDetail/abstract/7553/report/2006/	4	4	00:00:11
365.	2006 Annual Report Genetics of Phthalate and Bisphenol A Risk in Minority Populations (Individual Susceptibility) http://cfpub.epa.gov/ncer_abstracts/index.cfm/fuseaction/display.abstractDetail/abstract/8037/report/2006/	4	4	00:00:14
366.	2001 Annual Report Commercial Demonstration of Hydrogen Peroxide Injection to Control NOx Emissions from Combustion Sources http://cfpub.epa.gov/ncer_abstracts/index.cfm/fuseaction/display.abstractDetail/abstract/5872/report/2001/	4	4	00:03:20
367.	2000 Annual Report CISNet: Coral Bleaching, UV Effects, and Multiple Stressors in the Florida Keys http://cfpub.epa.gov/ncer_abstracts/index.cfm/fuseaction/display.abstractDetail/abstract/438/report/2000/	4	4	00:00:04
368.	2003 Annual Report Removal of Photoresist and Post-Plasma Etch Sidewall Films http://cfpub.epa.gov/ncer_abstracts/index.cfm/fuseaction/display.abstractDetail/abstract/2233/report/2003/	4	4	00:03:00
369.	http://cfpub.epa.gov/ncer_abstracts/index.cfm/fuseaction/display.abstractDetail/abstract/1079/report/2001/	4	6	00:00:48
370.	2002 Annual Report Research Project on Asthma http://cfpub.epa.gov/ncer_abstracts/index.cfm/fuseaction/display.abstractDetail/abstract/1080/report/2002/	4	4	00:00:10
371.	2002 Annual Report The Fate and Potential Bioavailability of Airborne Urban http://cfpub.epa.gov/ncer_abstracts/index.cfm/fuseaction/display.abstractDetail/abstract/2293/report/2002/	4	4	00:00:09

	Pages	Visits	Views	Average Time Viewed
372.	2002 Annual Report Exposure to Indoor Pesticides and PCBs and their Effects on Growth and Neurodevelopment in Urban Children http://cfpub.epa.gov/ncer_abstracts/index.cfm/fuseaction/display.abstractDetail/abstract/1091/report/2002/	4	4	00:00:01
373.	2007 Annual Report Assessment of the Environmental Impacts of Nanotechnology on Organisms and Ecosystems http://cfpub.epa.gov/ncer_abstracts/index.cfm/fuseaction/display.abstractDetail/abstract/7915/report/2007/	4	5	00:00:11
374.	2002 Annual Report Western Region Hazardous Substance Research Center for Developing In-Situ Processes for VOC Remediation in Groundwater and Soil http://cfpub.epa.gov/ncer_abstracts/index.cfm/fuseaction/display.abstractDetail/abstract/2298/report/2002/	4	4	00:00:40
375.	2005 Annual Report FRIENDS Analytical Toxicology Core Facility http://cfpub.epa.gov/ncer_abstracts/index.cfm/fuseaction/display.abstractDetail/abstract/6049/report/2005/	4	4	00:00:03
376.	2001 Annual Report New Methods for Assessment of Pollution Prevention Technologies http://cfpub.epa.gov/ncer_abstracts/index.cfm/fuseaction/display.abstractDetail/abstract/955/report/2001/	4	6	00:00:23
377.	2002 Annual Report Redox Transformations, Complexation and Soil/Sediment http://cfpub.epa.gov/ncer_abstracts/index.cfm/fuseaction/display.abstractDetail/abstract/2280/report/2002/	4	4	00:00:01
378.	2007 Annual Report Inner City Toxicants and Neurodevelopment in Urban Children http://cfpub.epa.gov/ncer_abstracts/index.cfm/fuseaction/display.abstractDetail/abstract/7977/report/2007/	4	4	00:00:02
379.	2005 Annual Report Nanostructured Catalytic Materials for NOx Reduction Using Combinatorial Methodologies http://cfpub.epa.gov/ncer_abstracts/index.cfm/fuseaction/display.abstractDetail/abstract/6133/report/2005/	4	4	00:00:20
380.	http://cfpub.epa.gov/ncer_abstracts/index.cfm/fuseaction/display.abstractDetail/abstract/1966/report/2005/	4	4	00:00:23

	Pages	Visits	Views	Average Time Viewed
■ 381.	http://cfpub.epa.gov/ncer_abstracts/index.cfm/fuseaction/display.abstractDetail/abstract/7557/report/2005/	4	4	00:00:31
■ 382.	2005 Annual Report Technical Outreach Services for Communities and Technical Assistance to Brownfields http://cfpub.epa.gov/ncer_abstracts/index.cfm/fuseaction/display.abstractDetail/abstract/2283/report/2005/	4	4	00:00:01
■ 383.	2007 Annual Report Effects of Future Emissions and a Changed Climate on Urban Air Quality http://cfpub.epa.gov/ncer_abstracts/index.cfm/fuseaction/display.abstractDetail/abstract/8429/report/2007/	4	4	00:01:04
■ 384.	2005 Annual Report Community-Based Participatory Research Project http://cfpub.epa.gov/ncer_abstracts/index.cfm/fuseaction/display.abstractDetail/abstract/8059/report/2005/	4	5	00:00:04
■ 385.	2006 Annual Report Ultrafine Particles on and Near Freeways http://cfpub.epa.gov/ncer_abstracts/index.cfm/fuseaction/display.abstractDetail/abstract/8703/report/2006/	4	4	00:00:20
■ 386.	2005 Annual Report FRIENDS Children's Environmental Health Center http://cfpub.epa.gov/ncer_abstracts/index.cfm/fuseaction/display.abstractDetail/abstract/1775/report/2005/	4	5	00:00:16
■ 387.	2002 Annual Report Longitudinal Study of Children's Exposure to Permethrin http://cfpub.epa.gov/ncer_abstracts/index.cfm/fuseaction/display.abstractDetail/abstract/2240/report/2002/	4	4	00:00:01
■ 388.	http://cfpub.epa.gov/ncer_abstracts/index.cfm/fuseaction/display.abstractDetail/abstract/413/report/2001/	4	4	00:01:18
■ 389.	2006 Annual Report Development of Methods for Control of Parasitic Nematodes http://cfpub.epa.gov/ncer_abstracts/index.cfm/fuseaction/display.abstractDetail/abstract/8039/report/2006/	4	4	00:00:01
■ 390.	2002 Annual Report Phytoremediation in Wetlands and CDFs http://cfpub.epa.gov/ncer_abstracts/index.cfm/fuseaction/display.abstractDetail/abstract/2285/report/2002/	4	4	00:02:22

	Pages	Visits	Views	Average Time Viewed
391.	2002 Annual Report The Relationship Of Airborne Pollutants And Allergens To Asthma Morbidity http://cfpub.epa.gov/ncer_abstracts/index.cfm/fuseaction/display.abstractDetail/abstract/1084/report/2002/	4	4	00:00:11
392.	2007 Annual Report Air Quality, Emissions, Growth, and Change: A Method to Prescribe a Desirable Future http://cfpub.epa.gov/ncer_abstracts/index.cfm/fuseaction/display.abstractDetail/abstract/7409/report/2007/	4	5	00:02:49
393.	http://cfpub.epa.gov/ncer_abstracts/index.cfm/fuseaction/display.abstractDetail/abstract/2364/report/2002/	4	4	00:00:05
394.	2005 Annual Report Center for Childhood Neurotoxicology and Assessment http://cfpub.epa.gov/ncer_abstracts/index.cfm/fuseaction/display.abstractDetail/abstract/1771/report/2005/	4	4	00:00:08
395.	2005 Annual Report Phytoremediation of Perchlorate and N-nitrosodimethylamine as Single and Co-contaminants http://cfpub.epa.gov/ncer_abstracts/index.cfm/fuseaction/display.abstractDetail/abstract/6281/report/2005/	4	4	00:00:23
396.	2004 Annual Report Biogeochemistry of Arsenic in Contaminated Soils of Superfund Sites http://cfpub.epa.gov/ncer_abstracts/index.cfm/fuseaction/display.abstractDetail/abstract/6015/report/2004/	4	4	00:00:30
397.	2005 Annual Report Mechanisms of Particulate-Induced Allergic Asthma http://cfpub.epa.gov/ncer_abstracts/index.cfm/fuseaction/display.abstractDetail/abstract/8297/report/2005/	4	4	00:02:29
398.	http://cfpub.epa.gov/ncer_abstracts/index.cfm/fuseaction/display.abstractDetail/abstract/2288/report/2002/	4	4	00:01:24
399.	http://cfpub.epa.gov/ncer_abstracts/index.cfm/fuseaction/display.abstractDetail/abstract/7778/report/2007/	4	4	00:01:01
400.	2001 Annual Report Mechanisms of Pb,Cd, As Interactions http://cfpub.epa.gov/ncer_abstracts/index.cfm/fuseaction/display.abstractDetail/abstract/1024/report/2001/	4	4	00:00:48
Subtotal for rows: 1 - 400		-	2,263	-
Other		-	7,783	-

Pages	Visits	Views	Average Time Viewed
Total	-	10,046	-

items 1-400 of 2000

Pages

Pages	Average Time to Serve (ms)
<p>1. 2003 Annual Report Polybrominated Diphenyl Ethers (Flame Retardants) in Babies, Sediment Cores, and Fishes http://cfpub.epa.gov/ncer_abstracts/index.cfm/fuseaction/display.abstractDetail/abstract/6311/report/2003/</p>	0
<p>2. 2004 Annual Report The Silicon Olfactory Bulb: A Neuromorphic Approach to Molecular Sensing with Chemoreceptive Neuron MOS Transistors (CnMOS) http://cfpub.epa.gov/ncer_abstracts/index.cfm/fuseaction/display.abstractDetail/abstract/6051/report/2004/</p>	0
<p>3. 2000 Annual Report In situ Diagnostic Techniques for Probing Solvation Effects in Supercritical Fluid Reaction Media for Synthetic Organic Chemistry http://cfpub.epa.gov/ncer_abstracts/index.cfm/fuseaction/display.abstractDetail/abstract/963/report/2000/</p>	0
<p>4. 2007 Annual Report Genetics of Phthalate and Bisphenol A Risk in Minority Populations (Individual Susceptibility) http://cfpub.epa.gov/ncer_abstracts/index.cfm/fuseaction/display.abstractDetail/abstract/8037/report/2007/</p>	0
<p>5. 2000 Annual Report Mechanisms and Kinetics of Chloramine Loss and By-Product Formation in the Presence of Reactive Drinking Water Distribution System Constituents. http://cfpub.epa.gov/ncer_abstracts/index.cfm/fuseaction/display.abstractDetail/abstract/205/report/2000/</p>	0
<p>6. 2006 Annual Report Environmentally Benign Lead-Free Electrically Conductive Adhesive for Electronic Packaging Manufacturing http://cfpub.epa.gov/ncer_abstracts/index.cfm/fuseaction/display.abstractDetail/abstract/6352/report/2006/</p>	0

	Pages	Average Time to Serve (ms)
■ 7.	1999 Annual Report Detection and Occurrence of Human Caliciviruses in Drinking Water http://cfpub.epa.gov/ncер_abstracts/index.cfm/fuseaction/display.abstractDetail/abstract/6/report/1999/	0
■ 8.	2000 Annual Report Understanding Risk Factors to Cryptosporidium parvum: Studies in Gnotobiotic Pigs http://cfpub.epa.gov/ncер_abstracts/index.cfm/fuseaction/display.abstractDetail/abstract/191/report/2000/	0
■ 9.	1998 Annual Report Optimization of In-Situ Capture by Sorbents of Toxic Metals in Combustion Processes http://cfpub.epa.gov/ncер_abstracts/index.cfm/fuseaction/display.abstractDetail/abstract/325/report/1998/	0
■ 10.	2002 Annual Report Fetal Metabolism of Aflatoxin B1 and Susceptibility to Childhood Cancer http://cfpub.epa.gov/ncер_abstracts/index.cfm/fuseaction/display.abstractDetail/abstract/974/report/2002/	0
■ 11.	1999 Annual Report In situ Diagnostic Techniques for Probing Solvation Effects in Supercritical Fluid Reaction Media for Synthetic Organic Chemistry http://cfpub.epa.gov/ncер_abstracts/index.cfm/fuseaction/display.abstractDetail/abstract/963/report/1999/	0
■ 12.	1999 Annual Report Development of a New, Simple, Innovative Procedure for the Analysis of Bromate and Other Oxy-Halides at Sub-ppb Levels in Drinking Water http://cfpub.epa.gov/ncер_abstracts/index.cfm/fuseaction/display.abstractDetail/abstract/199/report/1999/	0
■ 13.	1998 Annual Report Aluminum Toxicokinetics Oral Absorption from Drinking Water and Brain Retention http://cfpub.epa.gov/ncер_abstracts/index.cfm/fuseaction/display.abstractDetail/abstract/737/report/1998/	0
■ 14.	1999 Annual Report A Dose-Response and Susceptibility Investigation of Skin Keratoses and Hyperpigmentation due to Ingestion of Arsenic in Drinking Water http://cfpub.epa.gov/ncер_abstracts/index.cfm/fuseaction/display.abstractDetail/abstract/40/report/1999/	0

	Pages	Average Time to Serve (ms)
15.	http://cfpub.epa.gov/ncer_abstracts/index.cfm/fuseaction/display.abstractDetail/abstract/251/report/1999/	0
16.	2000 Annual Report Pilot Studies of the Ozonation/FBT Process for the Control of Disinfection Byproducts in Drinking Water http://cfpub.epa.gov/ncer_abstracts/index.cfm/fuseaction/display.abstractDetail/abstract/41/report/2000/	0
17.	1999 Annual Report Characterization of the Chemical Composition of Atmospheric Ultrafine Particles http://cfpub.epa.gov/ncer_abstracts/index.cfm/fuseaction/display.abstractDetail/abstract/5579/report/1999/	0
18.	1999 Annual Report Assessment of Human Dietary Ingestion Exposures to Water Disinfection Byproducts via Food http://cfpub.epa.gov/ncer_abstracts/index.cfm/fuseaction/display.abstractDetail/abstract/204/report/1999/	0
19.	1999 Annual Report Statistical Models for the Concentrations of Chemicals in Source and Treated Drinking Water Supplies http://cfpub.epa.gov/ncer_abstracts/index.cfm/fuseaction/display.abstractDetail/abstract/29/report/1999/	0
20.	2000 Annual Report Integrated Approach for the Control of Cryptosporidium parvum Oocysts and Disinfection By-Products in Drinking Water Treated with Ozone and Chloramines http://cfpub.epa.gov/ncer_abstracts/index.cfm/fuseaction/display.abstractDetail/abstract/207/report/2000/	0
21.	2000 Annual Report Arsenic-Glutathione Interactions and Skin Cancer http://cfpub.epa.gov/ncer_abstracts/index.cfm/fuseaction/display.abstractDetail/abstract/245/report/2000/	0
22.	1999 Annual Report Metabolic Fate of Halogenated Disinfection By-Products In Vivo, and Relation to Biological Activity http://cfpub.epa.gov/ncer_abstracts/index.cfm/fuseaction/display.abstractDetail/abstract/197/report/1999/	0
23.	1999 Annual Report Physiologically Based Pharmacokinetic Modeling of Haloacid Mixtures in Rodents and Humans http://cfpub.epa.gov/ncer_abstracts/index.cfm/fuseaction/display.abstractDetail/abstract/194/report/1999/	0

	Pages	Average Time to Serve (ms)
24.	2000 Annual Report Passive Sampling Devices (PSDs) for Bioavailability Screening of Soils Containing Petrochemicals http://cfpub.epa.gov/ncer_abstracts/index.cfm/fuseaction/display.abstractDetail/abstract/1843/report/2000/	0
25.	1999 Annual Report Kinetic-Based Models for Bromate Formation in Natural Waters http://cfpub.epa.gov/ncer_abstracts/index.cfm/fuseaction/display.abstractDetail/abstract/915/report/1999/	0
26.	http://cfpub.epa.gov/ncer_abstracts/index.cfm/fuseaction/display.abstractDetail/abstract/195/report/1999/	0
27.	2000 Annual Report Formation and Stability of Ozonation By-Products in Drinking Water http://cfpub.epa.gov/ncer_abstracts/index.cfm/fuseaction/display.abstractDetail/abstract/202/report/2000/	0
28.	1999 Annual Report Evaluation of the Efficacy of a New Secondary Disinfectant Formulation Using Hydrogen Peroxide and Silver and the Formulation of Disinfection By-Products Resulting From Interactions with Conventional http://cfpub.epa.gov/ncer_abstracts/index.cfm/fuseaction/display.abstractDetail/abstract/198/report/1999/	0
29.	2005 Annual Report Sustainable Biodegradable Green Nanocomposites From Bacterial Bioplastic For Automotive Applications http://cfpub.epa.gov/ncer_abstracts/index.cfm/fuseaction/display.abstractDetail/abstract/6345/report/2005/	0
30.	1999 Annual Report Use of Differential Spectroscopy to Probe Reactions between Natural Organic Matter and Chlorinated Oxidants http://cfpub.epa.gov/ncer_abstracts/index.cfm/fuseaction/display.abstractDetail/abstract/354/report/1999/	0
31.	2007 Annual Report Fate and Transformation of C<sub>60</sub> Nanoparticles in Water Treatment Processes http://cfpub.epa.gov/ncer_abstracts/index.cfm/fuseaction/display.abstractDetail/abstract/7725/report/2007/	0

	Pages	Average Time to Serve (ms)
32.	2006 Annual Report Assessment of Perinatal PBDE Exposure and Related Child Behavioral and Cognitive Effects http://cfpub.epa.gov/ncer_abstracts/index.cfm/fuseaction/display.abstractDetail/abstract/8044/report/2006/	0
33.	1999 Annual Report Mechanistic-Based Disinfection and Disinfection Byproduct Models http://cfpub.epa.gov/ncer_abstracts/index.cfm/fuseaction/display.abstractDetail/abstract/208/report/1999/	0
34.	1999 Annual Report Physiochemical and Microbial Controls on the Speciation and Release of Arsenic into Ground and Surface Waters http://cfpub.epa.gov/ncer_abstracts/index.cfm/fuseaction/display.abstractDetail/abstract/346/report/1999/	0
35.	1998 Annual Report Development of a Miniature Detector for Accurate Identification of Toxic Environmental Contaminants (DATEC) http://cfpub.epa.gov/ncer_abstracts/index.cfm/fuseaction/display.abstractDetail/abstract/379/report/1998/	0
36.	1997 Annual Report Development and Characterization of a New Heavy-Metal Selective Inorganic Ion Exchanger http://cfpub.epa.gov/ncer_abstracts/index.cfm/fuseaction/display.abstractDetail/abstract/516/report/1997/	0
37.	2008 Annual Report Endothelial Cell Responses to PM_{2.5} and In Vitro and In Vivo http://cfpub.epa.gov/ncer_abstracts/index.cfm/fuseaction/display.abstractDetail/abstract/7774/report/2008/	0
38.	1999 Annual Report Analysis of Organic Byproducts from the use of Ozone/Chlorine and Ozone/Chloramines in Drinking Water Treatment http://cfpub.epa.gov/ncer_abstracts/index.cfm/fuseaction/display.abstractDetail/abstract/185/report/1999/	0
39.	1999 Annual Report Genotoxicity and Occurrence Assessment of Disinfection By-Product Mixtures in Drinking Water http://cfpub.epa.gov/ncer_abstracts/index.cfm/fuseaction/display.abstractDetail/abstract/840/report/1999/	0

	Pages	Average Time to Serve (ms)
40.	2000 Annual Report Toxins of Bacillus thuringiensis in Transgenic Organisms: Persistence and Ecological Effects http://cfpub.epa.gov/ncer_abstracts/index.cfm/fuseaction/display.abstractDetail/abstract/898/report/2000/	0
41.	2007 Annual Report Development and Evaluation of an Innovative System for the Concentration and Quantitative Detection of CCL Pathogens in Drinking Water http://cfpub.epa.gov/ncer_abstracts/index.cfm/fuseaction/display.abstractDetail/abstract/8041/report/2007/	0
42.	http://cfpub.epa.gov/ncer_abstracts/index.cfm/fuseaction/display.abstractDetail/abstract/7740/report/2006/	0
43.	2005 Annual Report Large Eddy Simulation of Dispersion in Urban Areas http://cfpub.epa.gov/ncer_abstracts/index.cfm/fuseaction/display.abstractDetail/abstract/2294/report/2005/	0
44.	2000 Annual Report Photochemical Processes Controlling Manganese Chemistry in Pristine and Contaminated Mountain Streams http://cfpub.epa.gov/ncer_abstracts/index.cfm/fuseaction/display.abstractDetail/abstract/349/report/2000/	0
45.	2006 Annual Report Sustainable Biodegradable Green Nanocomposites From Bacterial Bioplastic For Automotive Applications http://cfpub.epa.gov/ncer_abstracts/index.cfm/fuseaction/display.abstractDetail/abstract/6345/report/2006/	0
46.	2003 Annual Report Ultrasensitive Pathogen Quantification in Drinking Water http://cfpub.epa.gov/ncer_abstracts/index.cfm/fuseaction/display.abstractDetail/abstract/2372/report/2003/	0
47.	2006 Annual Report Integrated Microfluidic System for Bioluminescent Bioreporting, Separations, Vibrational Spectroscopy, and Microcantilever Transducer Evaluation of Endocrine Disrupting Chemicals http://cfpub.epa.gov/ncer_abstracts/index.cfm/fuseaction/display.abstractDetail/abstract/7847/report/2006/	0

	Pages	Average Time to Serve (ms)
■ 48.	2000 Annual Report Mechanism of Non-genotoxic Occupational Carcinogens http://cfpub.epa.gov/ncer/abstracts/index.cfm/fuseaction/display.abstractDetail/abstract/1023/report/2000/	0
■ 49.	2004 Annual Report Exposure to Vehicular Pollutants and Respiratory Health http://cfpub.epa.gov/ncer/abstracts/index.cfm/fuseaction/display.abstractDetail/abstract/8462/report/2004/	0
■ 50.	2003 Annual Report Interaction of Various Plant Species with Microbial PCB-Degraders http://cfpub.epa.gov/ncer/abstracts/index.cfm/fuseaction/display.abstractDetail/abstract/2274/report/2003/	0
■ 51.	2006 Annual Report Evaluating Nanoparticle Interactions with Skin http://cfpub.epa.gov/ncer/abstracts/index.cfm/fuseaction/display.abstractDetail/abstract/7178/report/2006/	0
■ 52.	http://cfpub.epa.gov/ncer/abstracts/index.cfm/fuseaction/display.abstractDetail/abstract/6355/report/2006/	0
■ 53.	2008 Annual Report Characterization and Source Apportionment http://cfpub.epa.gov/ncer/abstracts/index.cfm/fuseaction/display.abstractDetail/abstract/7785/report/2008/	0
■ 54.	1999 Annual Report Application of Sediment Quality Criteria for Metals to a Montane Lotic Ecosystem: Field Validation During Reclamation of a Copper Mine Causing Acid Mine Drainage http://cfpub.epa.gov/ncer/abstracts/index.cfm/fuseaction/display.abstractDetail/abstract/14/report/1999/	0
■ 55.	1999 Annual Report Meaningful Detection of Known and Emerging Pathogens in Drinking Water http://cfpub.epa.gov/ncer/abstracts/index.cfm/fuseaction/display.abstractDetail/abstract/203/report/1999/	0
■ 56.	2006 Annual Report An Experimental Economics Examination of Incentive Mechanisms for Reducing Ambient Water Pollution Levels from Agricultural Non-Point Source Pollution http://cfpub.epa.gov/ncer/abstracts/index.cfm/fuseaction/display.abstractDetail/abstract/6237/report/2006/	0

	Pages	Average Time to Serve (ms)
57.	http://cfpub.epa.gov/ncer_abstracts/index.cfm/fuseaction/display.abstractDetail/abstract/7739/report/2006/	0
58.	2008 Annual Report PM Characterization and Exposure Assessment (Project 2) http://cfpub.epa.gov/ncer_abstracts/index.cfm/fuseaction/display.abstractDetail/abstract/7782/report/2008/	0
59.	2006 Annual Report Multi-Objective Decision Model for Urban Water Use: Planning for a Regional Water Reuse Ordinance http://cfpub.epa.gov/ncer_abstracts/index.cfm/fuseaction/display.abstractDetail/abstract/7543/report/2006/	0
60.	2004 Annual Report Field Evaluation of Evapo-Transpiration (ET) Caps http://cfpub.epa.gov/ncer_abstracts/index.cfm/fuseaction/display.abstractDetail/abstract/6132/report/2004/	0
61.	2006 Annual Report Biogeochemistry of Arsenic in Contaminated Soils of Superfund Sites http://cfpub.epa.gov/ncer_abstracts/index.cfm/fuseaction/display.abstractDetail/abstract/6015/report/2006/	0
62.	2000 Annual Report Processes Controlling the Chemical/Isotopic Speciation and Distribution of Mercury from Contaminated Mine Sites http://cfpub.epa.gov/ncer_abstracts/index.cfm/fuseaction/display.abstractDetail/abstract/250/report/2000/	0
63.	2002 Annual Report Characterization of the Chemical Composition of Atmospheric Ultrafine Particles http://cfpub.epa.gov/ncer_abstracts/index.cfm/fuseaction/display.abstractDetail/abstract/5579/report/2002/	0
64.	2002 Annual Report Investigations of Factors Determining the Occurrence of Ozone and Fine Particles in Northeastern USA http://cfpub.epa.gov/ncer_abstracts/index.cfm/fuseaction/display.abstractDetail/abstract/909/report/2002/	0
65.	http://cfpub.epa.gov/ncer_abstracts/index.cfm/fuseaction/display.abstractDetail/abstract/2270/report/2002/	0

	Pages	Average Time to Serve (ms)
■ 66.	2003 Annual Report Contaminant Release During Removal and Resuspension http://cfpub.epa.gov/ncer_abstracts/index.cfm/fuseaction/display.abstractDetail/abstract/2287/report/2003/	0
■ 67.	2006 Annual Report Rochester PM Center: Source-Specific Health Effects of Ultrafine/Fine Particles http://cfpub.epa.gov/ncer_abstracts/index.cfm/fuseaction/display.abstractDetail/abstract/7758/report/2006/	0
■ 68.	2001 Annual Report Effect of the Gasoline Oxygenate Ethanol on the Migration http://cfpub.epa.gov/ncer_abstracts/index.cfm/fuseaction/display.abstractDetail/abstract/374/report/2001/	0
■ 69.	2003 Annual Report A Nanocontact Sensor for Heavy Metal Ion Detection http://cfpub.epa.gov/ncer_abstracts/index.cfm/fuseaction/display.abstractDetail/abstract/2174/report/2003/	0
■ 70.	2004 Annual Report Impact of Residual Pharmaceutical Agents and their Metabolites in Wastewater Effluents on Downstream Drinking Water Treatment Facilities http://cfpub.epa.gov/ncer_abstracts/index.cfm/fuseaction/display.abstractDetail/abstract/1066/report/2004/	0
■ 71.	2008 Annual Report Contribution of Primary and Secondary PM Sources to Exposure & Evaluation of Their Relative Toxicity http://cfpub.epa.gov/ncer_abstracts/index.cfm/fuseaction/display.abstractDetail/abstract/7777/report/2008/	0
■ 72.	http://cfpub.epa.gov/ncer_abstracts/index.cfm/fuseaction/display.abstractDetail/abstract/1771/report/2006/	0
■ 73.	2008 Annual Report Southern California Particle Center (SCPC) http://cfpub.epa.gov/ncer_abstracts/index.cfm/fuseaction/display.abstractDetail/abstract/7740/report/2008/	0
■ 74.	2008 Annual Report Aquatic Toxicity of Carbon-Based Nanomaterials at Sediment-Water Interfaces http://cfpub.epa.gov/ncer_abstracts/index.cfm/fuseaction/display.abstractDetail/abstract/8372/report/2008/	0

	Pages	Average Time to Serve (ms)
75.	2001 Annual Report Observation-Based Approaches to VOC Emissions Inventory Reconciliation And Control Strategies for Photochemical Smog http://cfpub.epa.gov/ncer_abstracts/index.cfm/fuseaction/display.abstractDetail/abstract/885/report/2001/	0
76.	2005 Annual Report A Randomized Controlled Trial of Behavior Changes in Home Exposure Control http://cfpub.epa.gov/ncer_abstracts/index.cfm/fuseaction/display.abstractDetail/abstract/8300/report/2005/	0
77.	http://cfpub.epa.gov/ncer_abstracts/index.cfm/fuseaction/display.abstractDetail/abstract/2368/report/2003/	0
78.	2007 Annual Report Rapid and Quantitative Detection of &em>Helicobacter Pyloriand &em>E. ColiO157 in Well Water Using a Nano-Wired Biosensor and QPCR http://cfpub.epa.gov/ncer_abstracts/index.cfm/fuseaction/display.abstractDetail/abstract/8294/report/2007/	0
79.	2004 Annual Report Advanced Nanosensors for Continuous Monitoring of Heavy Metals http://cfpub.epa.gov/ncer_abstracts/index.cfm/fuseaction/display.abstractDetail/abstract/6124/report/2004/	0
80.	2006 Annual Report Iron Oxide Nanoparticle-Induced Oxidative Stress and Inflammation http://cfpub.epa.gov/ncer_abstracts/index.cfm/fuseaction/display.abstractDetail/abstract/7136/report/2006/	0
81.	2003 Annual Report Incorporating Natural Attenuation Into Design and Management http://cfpub.epa.gov/ncer_abstracts/index.cfm/fuseaction/display.abstractDetail/abstract/2273/report/2003/	0
82.	2007 Annual Report Cardiovascular Responses in the Normative Aging Study: Exploring the Pathways of Particle Toxicity http://cfpub.epa.gov/ncer_abstracts/index.cfm/fuseaction/display.abstractDetail/abstract/7767/report/2007/	0

	Pages	Average Time to Serve (ms)
83.	2005 Annual Report Environmental Factors in the Etiology of Autism; Analytic Biomakers (xenobiotic) Core http://cfpub.epa.gov/ncer_abstracts/index.cfm/fuseaction/display.abstractDetail/abstract/7872/report/2005/	0
84.	1999 Annual Report Passive Sampling Devices (PSDs) for Bioavailability Screening of Soils Containing Petrochemicals http://cfpub.epa.gov/ncer_abstracts/index.cfm/fuseaction/display.abstractDetail/abstract/1843/report/1999/	0
85.	2007 Annual Report Multi-Objective Decision Model for Urban Water Use: Planning for a Regional Water Reuse Ordinance http://cfpub.epa.gov/ncer_abstracts/index.cfm/fuseaction/display.abstractDetail/abstract/7543/report/2007/	0
86.	2007 Annual Report Impacts of Global Climate and Emissions Changes on U.S. Air Quality (Ozone, Particulate Matter, Mercury) and Projection Uncertainty http://cfpub.epa.gov/ncer_abstracts/index.cfm/fuseaction/display.abstractDetail/abstract/8433/report/2007/	0
87.	2006 Annual Report Air Toxics Exposures Among Teenagers in New York City and Los Angeles—A Columbia-Harvard Study (TEACH) http://cfpub.epa.gov/ncer_abstracts/index.cfm/fuseaction/display.abstractDetail/abstract/6220/report/2006/	0
88.	2005 Annual Report Short-term Chronic Toxicity of Photocatalytic Nanoparticles to Bacteria, Algae, and Zooplankton http://cfpub.epa.gov/ncer_abstracts/index.cfm/fuseaction/display.abstractDetail/abstract/7384/report/2005/	0
89.	2005 Annual Report The Epidemiology of Susceptibility to Airborne Particulates and Allergens to Asthma in African Americans http://cfpub.epa.gov/ncer_abstracts/index.cfm/fuseaction/display.abstractDetail/abstract/8299/report/2005/	0

	Pages	Average Time to Serve (ms)
90.	1999 Annual Report Environmental Distribution and Disease Potential of New Legionella-like Bacteria As a Function of Environmental Variables http://cfpub.epa.gov/ncer_abstracts/index.cfm/fuseaction/display.abstractDetail/abstract/1031/report/1999/	0
91.	2003 Annual Report &lt;em&gt;In-Situ Containment and Treatment of Contaminated Sediments: Engineering Cap Integrity and Reactivity http://cfpub.epa.gov/ncer_abstracts/index.cfm/fuseaction/display.abstractDetail/abstract/2288/report/2003/	0
92.	1999 Annual Report Novel Nanocoatings On Cutting Tools For Dry Machining http://cfpub.epa.gov/ncer_abstracts/index.cfm/fuseaction/display.abstractDetail/abstract/131/report/1999/	0
93.	2003 Annual Report Pharmaceuticals and Antiseptics: Occurrence and Fate in Drinking Water, Sewage Treatment Facilities, and Coastal Waters http://cfpub.epa.gov/ncer_abstracts/index.cfm/fuseaction/display.abstractDetail/abstract/1061/report/2003/	0
94.	2000 Annual Report Environmentally Benign Polymeric Packaging from Renewable Resources http://cfpub.epa.gov/ncer_abstracts/index.cfm/fuseaction/display.abstractDetail/abstract/967/report/2000/	0
95.	2006 Annual Report Plant-Derived Materials to Enhance the Performance of Polyurethane Materials http://cfpub.epa.gov/ncer_abstracts/index.cfm/fuseaction/display.abstractDetail/abstract/6353/report/2006/	0
96.	2002 Annual Report The Center for Hazardous Substances in Urban Environments (CHSUE) Outreach Program http://cfpub.epa.gov/ncer_abstracts/index.cfm/fuseaction/display.abstractDetail/abstract/2289/report/2002/	0
97.	2005 Annual Report Western Region Hazardous Substance Research Center for Developing In-Situ Processes for VOC Remediation in Groundwater and Soil http://cfpub.epa.gov/ncer_abstracts/index.cfm/fuseaction/display.abstractDetail/abstract/2298/report/2005/	0

	Pages	Average Time to Serve (ms)
98.	2002 Annual Report A Bioengineering Approach to Nanoparticle based Environmental http://cfpub.epa.gov/ncер_abstracts/index.cfm/fuseaction/display.abstractDetail/abstract/2370/report/2002/	0
99.	2004 Annual Report Phytoremediation of Perchlorate and N-nitrosodimethylamine as Single and Co-contaminants http://cfpub.epa.gov/ncер_abstracts/index.cfm/fuseaction/display.abstractDetail/abstract/6281/report/2004/	0
100.	2007 Annual Report Evaluation of Regional Scale Receptor Modeling http://cfpub.epa.gov/ncер_abstracts/index.cfm/fuseaction/display.abstractDetail/abstract/7437/report/2007/	0
101.	1999 Annual Report Dependence of Metal Ion Bioavailability on Biogenic Ligands and Soil Humic Substances http://cfpub.epa.gov/ncер_abstracts/index.cfm/fuseaction/display.abstractDetail/abstract/12/report/1999/	0
102.	2008 Annual Report Project 1gt; -- ulmonary Metabolic Response http://cfpub.epa.gov/ncер_abstracts/index.cfm/fuseaction/display.abstractDetail/abstract/7773/report/2008/	0
103.	http://cfpub.epa.gov/ncер_abstracts/index.cfm/fuseaction/display.abstractDetail/abstract/8049/report/2004/	0
104.	2006 Annual Report Project 3gt; -- nhalation Exposure Assessment of San Joaquin Valley Aerosol http://cfpub.epa.gov/ncер_abstracts/index.cfm/fuseaction/display.abstractDetail/abstract/7776/report/2006/	0
105.	2001 Annual Report Impacts of Nutrients on Reefs in the Florida Keys http://cfpub.epa.gov/ncер_abstracts/index.cfm/fuseaction/display.abstractDetail/abstract/2123/report/2001/	0
106.	1998 Annual Report The Manufacture of Carbon Black From Oils Derived From Scrap Tires http://cfpub.epa.gov/ncер_abstracts/index.cfm/fuseaction/display.abstractDetail/abstract/1662/report/1998/	0

	Pages	Average Time to Serve (ms)
107.	2003 Annual Report Developing and Optimizing Biotransformation Kinetics for the Bio- remediation of Trichloroethylene at NAPL Source Zone Concentrations http://cfpub.epa.gov/ncer_abstracts/index.cfm/fuseaction/display.abstractDetail/abstract/5475/report/2003/	0
108.	2007 Annual Report Diesel-induced Vascular Dysfunction: Role of Endothelin http://cfpub.epa.gov/ncer_abstracts/index.cfm/fuseaction/display.abstractDetail/abstract/7374/report/2007/	0
109.	2001 Annual Report Developing and Optimizing Biotransformation Kinetics for the Bio- remediation of Trichloroethylene at NAPL Source Zone Concentrations http://cfpub.epa.gov/ncer_abstracts/index.cfm/fuseaction/display.abstractDetail/abstract/5475/report/2001/	0
110.	2008 Annual Report Project 5 Architecture Development and Particle Deposition http://cfpub.epa.gov/ncer_abstracts/index.cfm/fuseaction/display.abstractDetail/abstract/7775/report/2008/	0
111.	2003 Annual Report The Fate and Potential Bioavailability of Airborne Urban http://cfpub.epa.gov/ncer_abstracts/index.cfm/fuseaction/display.abstractDetail/abstract/2293/report/2003/	0
112.	2004 Annual Report Large Eddy Simulation of Dispersion in Urban Areas http://cfpub.epa.gov/ncer_abstracts/index.cfm/fuseaction/display.abstractDetail/abstract/2294/report/2004/	0
113.	2005 Annual Report Nanostructured Microemulsions as Alternative Solvents to VOCs in Cleaning Technologies and Vegetable Oil Extraction http://cfpub.epa.gov/ncer_abstracts/index.cfm/fuseaction/display.abstractDetail/abstract/6350/report/2005/	0
114.	2004 Annual Report Occurrence and Fate of Pharmaceuticals and Personal Care Products in Groundwater Environments http://cfpub.epa.gov/ncer_abstracts/index.cfm/fuseaction/display.abstractDetail/abstract/1063/report/2004/	0

	Pages	Average Time to Serve (ms)
■ 115.	2005 Annual Report Fate, Transformation and Toxicity of Manufactured Nanomaterials in Drinking Water http://cfpub.epa.gov/ncer_abstracts/index.cfm/fuseaction/display.abstractDetail/abstract/7387/report/2005/	0
■ 116.	2002 Annual Report Membrane-Based Nanostructured Metals for Reductive Degradation http://cfpub.epa.gov/ncer_abstracts/index.cfm/fuseaction/display.abstractDetail/abstract/2172/report/2002/	0
■ 117.	http://cfpub.epa.gov/ncer_abstracts/index.cfm/fuseaction/display.abstractDetail/abstract/894/report/1999/	0
■ 118.	2007 Annual Report Ultrafine Particles on and Near Freeways http://cfpub.epa.gov/ncer_abstracts/index.cfm/fuseaction/display.abstractDetail/abstract/8703/report/2007/	0
■ 119.	2004 Annual Report Pesticide Exposure Pathways Research Project http://cfpub.epa.gov/ncer_abstracts/index.cfm/fuseaction/display.abstractDetail/abstract/8050/report/2004/	0
■ 120.	1999 Annual Report Adjustable Biopolymer Chelators for Cadmium, Lead and Mercury http://cfpub.epa.gov/ncer_abstracts/index.cfm/fuseaction/display.abstractDetail/abstract/5930/report/1999/	0
■ 121.	2004 Annual Report Inner City Toxicants and Neurodevelopment in Urban Children http://cfpub.epa.gov/ncer_abstracts/index.cfm/fuseaction/display.abstractDetail/abstract/7977/report/2004/	0
■ 122.	1998 Annual Report Rates of Arsenic Oxidation-Reduction Reactions in Contaminated Soils: Effects on Arsenic Fate and Mobility http://cfpub.epa.gov/ncer_abstracts/index.cfm/fuseaction/display.abstractDetail/abstract/679/report/1998/	0
■ 123.	2005 Annual Report Adsorption and Release of Contaminants onto Engineered Nanoparticles http://cfpub.epa.gov/ncer_abstracts/index.cfm/fuseaction/display.abstractDetail/abstract/7392/report/2005/	0

	Pages	Average Time to Serve (ms)
124.	2005 Annual Report Pesticide Exposure Pathways Research Project http://cfpub.epa.gov/ncer_abstracts/index.cfm/fuseaction/display.abstractDetail/abstract/8050/report/2005/	0
125.	2008 Annual Report Cardiovascular Toxicity of Concentrated Ambient Fine, Ultrafine and Coarse Particles in Controlled Human Exposures http://cfpub.epa.gov/ncer_abstracts/index.cfm/fuseaction/display.abstractDetail/abstract/8704/report/2008/	0
126.	2006 Annual Report Disruption of Ontogenic Development of Cognitive and Sensory Motor Skills http://cfpub.epa.gov/ncer_abstracts/index.cfm/fuseaction/display.abstractDetail/abstract/8289/report/2006/	0
127.	2005 Annual Report Study of Phthalates in Pregnant Woman and Children http://cfpub.epa.gov/ncer_abstracts/index.cfm/fuseaction/display.abstractDetail/abstract/1950/report/2005/	0
128.	1998 Annual Report The Influence of Nanoporosity in Soils from Contaminated Sites on Hydrocarbon Desorption Kinetics and Bioavailability http://cfpub.epa.gov/ncer_abstracts/index.cfm/fuseaction/display.abstractDetail/abstract/112/report/1998/	0
129.	2007 Annual Report Rochester PM Center: Source-Specific Health Effects of Ultrafine/Fine Particles http://cfpub.epa.gov/ncer_abstracts/index.cfm/fuseaction/display.abstractDetail/abstract/7758/report/2007/	0
130.	2002 Annual Report Design Criteria for Sanitary Sewer System Rehabilitation http://cfpub.epa.gov/ncer_abstracts/index.cfm/fuseaction/display.abstractDetail/abstract/7909/report/2002/	0
131.	2002 Annual Report Midwest Hazardous Substance Research Center http://cfpub.epa.gov/ncer_abstracts/index.cfm/fuseaction/display.abstractDetail/abstract/5852/report/2002/	0
132.	2004 Annual Report Center for Hazardous Substances in Urban Environments (CHSUE) http://cfpub.epa.gov/ncer_abstracts/index.cfm/fuseaction/display.abstractDetail/abstract/1942/report/2004/	0

	Pages	Average Time to Serve (ms)
■ 133.	2003 Annual Report Study of Phthalates in Pregnant Woman and Children http://cfpub.epa.gov/ncer/abstracts/index.cfm/fuseaction/display.abstractDetail/abstract/1950/report/2003/	0
■ 134.	http://cfpub.epa.gov/ncer/abstracts/index.cfm/fuseaction/display.abstractDetail/abstract/7740/report/2007/	0
■ 135.	2000 Annual Report Fetal Metabolism of Aflatoxin B1 and Susceptibility to Childhood Cancer http://cfpub.epa.gov/ncer/abstracts/index.cfm/fuseaction/display.abstractDetail/abstract/974/report/2000/	0
■ 136.	2006 Annual Report Investigation of the Interactions between Climate Change, Biomass, Forest Fires, and Air Quality with an Integrated Modeling Approach http://cfpub.epa.gov/ncer/abstracts/index.cfm/fuseaction/display.abstractDetail/abstract/7508/report/2006/	0
■ 137.	2001 Annual Report Adsorbent Immobilization and Photocatalysis in a Semiconducting Monolithic Reactor for Wastewater Treatment http://cfpub.epa.gov/ncer/abstracts/index.cfm/fuseaction/display.abstractDetail/abstract/5888/report/2001/	0
■ 138.	2006 Annual Report Effects of Climate Change on Human Health: Current and Future Impacts http://cfpub.epa.gov/ncer/abstracts/index.cfm/fuseaction/display.abstractDetail/abstract/7887/report/2006/	0
■ 139.	2003 Annual Report Metals Removal by Constructed Wetlands http://cfpub.epa.gov/ncer/abstracts/index.cfm/fuseaction/display.abstractDetail/abstract/2270/report/2003/	0
■ 140.	2000 Annual Report Prevalence and Distribution of Genotypes of Cryptosporidium Parvum in Feedlots in the Western United States http://cfpub.epa.gov/ncer/abstracts/index.cfm/fuseaction/display.abstractDetail/abstract/822/report/2000/	0

	Pages	Average Time to Serve (ms)
■ 141.	2002 Annual Report Facultative Landfill Bioreactors (FLB): A Pilot-Scale Study of Waste Stabilization, Landfill Gas Emissions, Leachate Treatment, and Landfill Geotechnical Properties http://cfpub.epa.gov/ncer_abstracts/index.cfm/fuseaction/display.abstractDetail/abstract/7907/report/2002/	0
■ 142.	1999 Annual Report Rates of Arsenic Oxidation-Reduction Reactions in Contaminated Soils: Effects on Arsenic Fate and Mobility http://cfpub.epa.gov/ncer_abstracts/index.cfm/fuseaction/display.abstractDetail/abstract/679/report/1999/	0
■ 143.	2002 Annual Report Development of Nanocrystalline Zeolite Materials as Environmental http://cfpub.epa.gov/ncer_abstracts/index.cfm/fuseaction/display.abstractDetail/abstract/2170/report/2002/	0
■ 144.	1998 Annual Report A Multi-Scale Investigation of Mass Transfer Limitations in Surfactant-Enhanced Aquifer Remediation http://cfpub.epa.gov/ncer_abstracts/index.cfm/fuseaction/display.abstractDetail/abstract/684/report/1998/	0
■ 145.	2003 Annual Report Co-Contaminant Effects on Risk Assessment and Remediation Activities Involving Urban Sediments and Soils: Phase II http://cfpub.epa.gov/ncer_abstracts/index.cfm/fuseaction/display.abstractDetail/abstract/2291/report/2003/	0
■ 146.	2004 Annual Report Adhesion and Repulsion Molecules in Developmental Neurotoxic Injury http://cfpub.epa.gov/ncer_abstracts/index.cfm/fuseaction/display.abstractDetail/abstract/8288/report/2004/	0
■ 147.	1997 Annual Report Bioavailability of Aromatic Hydrocarbons in Saturated Porous Media: The Effects of Chemical Aging and Mass Transfer http://cfpub.epa.gov/ncer_abstracts/index.cfm/fuseaction/display.abstractDetail/abstract/677/report/1997/	0

	Pages	Average Time to Serve (ms)
■ 148.	2001 Annual Report Development and Evaluation of Field Sensors for Monitoring http://cfpub.epa.gov/ncer_abstracts/index.cfm/fuseaction/display.abstractDetail/abstract/2301/report/2001/	0
■ 149.	2001 Annual Report Development and Evaluation of Ecosystem Indicators for Urbanizing Midwestern Watersheds http://cfpub.epa.gov/ncer_abstracts/index.cfm/fuseaction/display.abstractDetail/abstract/13/report/2001/	0
■ 150.	2002 Annual Report Study of Phthalates in Pregnant Woman and Children http://cfpub.epa.gov/ncer_abstracts/index.cfm/fuseaction/display.abstractDetail/abstract/1950/report/2002/	0
■ 151.	2004 Annual Report Center for Childhood Neurotoxicology and Assessment http://cfpub.epa.gov/ncer_abstracts/index.cfm/fuseaction/display.abstractDetail/abstract/1771/report/2004/	0
■ 152.	2006 Annual Report Fate, Transformation and Toxicity of Manufactured Nanomaterials in Drinking Water http://cfpub.epa.gov/ncer_abstracts/index.cfm/fuseaction/display.abstractDetail/abstract/7387/report/2006/	0
■ 153.	2006 Annual Report The Social and Environmental Dimensions of Xeriscaping: A Pathway for Ameliorating Coastal Environments http://cfpub.epa.gov/ncer_abstracts/index.cfm/fuseaction/display.abstractDetail/abstract/8411/report/2006/	0
■ 154.	2000 Annual Report Mechanisms of Pb,Cd, As Interactions http://cfpub.epa.gov/ncer_abstracts/index.cfm/fuseaction/display.abstractDetail/abstract/1024/report/2000/	0
■ 155.	2005 Annual Report Center for Hazardous Substances in Urban Environments (CHSUE) http://cfpub.epa.gov/ncer_abstracts/index.cfm/fuseaction/display.abstractDetail/abstract/1942/report/2005/	0
■ 156.	2008 Annual Report Project 3gt; -- nhalation Exposure Assessment of San Joaquin Valley Aerosol http://cfpub.epa.gov/ncer_abstracts/index.cfm/fuseaction/display.abstractDetail/abstract/7776/report/2008/	0

	Pages	Average Time to Serve (ms)
157.	2005 Annual Report Transport of Hazardous Substances Between Brownfields and the Surrounding Urban Atmosphere http://cfpub.epa.gov/ncer_abstracts/index.cfm/fuseaction/display.abstractDetail/abstract/7526/report/2005/	0
158.	2000 Annual Report Ecotoxicity Risks Associated with the Land Treatment of Petrochemical Wastes http://cfpub.epa.gov/ncer_abstracts/index.cfm/fuseaction/display.abstractDetail/abstract/894/report/2000/	0
159.	2005 Annual Report Metal Mixtures and Children's Health http://cfpub.epa.gov/ncer_abstracts/index.cfm/fuseaction/display.abstractDetail/abstract/7978/report/2005/	0
160.	2006 Annual Report Neurotoxicant Effects on Cell Cycle Regulation of Neurogenesis http://cfpub.epa.gov/ncer_abstracts/index.cfm/fuseaction/display.abstractDetail/abstract/8287/report/2006/	0
161.	2002 Annual Report Nanostructured Porous Silicon and Luminescent Polysiloles http://cfpub.epa.gov/ncer_abstracts/index.cfm/fuseaction/display.abstractDetail/abstract/2368/report/2002/	0
162.	2001 Annual Report The Feasibility of Electrophoretic Repair of Impoundment Leaks http://cfpub.epa.gov/ncer_abstracts/index.cfm/fuseaction/display.abstractDetail/abstract/5873/report/2001/	0
163.	2002 Annual Report Regulating Pollution Through Information Disclosure: Facility Response to the Toxics Release Inventory http://cfpub.epa.gov/ncer_abstracts/index.cfm/fuseaction/display.abstractDetail/abstract/5435/report/2002/	0
164.	2008 Annual Report Ultrafine Particles on and Near Freeways http://cfpub.epa.gov/ncer_abstracts/index.cfm/fuseaction/display.abstractDetail/abstract/8703/report/2008/	0
165.	2002 Annual Report Specialty Polymeric Materials for use in the Purification and Detection of Harmful Algal Bloom Toxins: Science and Engineering http://cfpub.epa.gov/ncer_abstracts/index.cfm/fuseaction/display.abstractDetail/abstract/5403/report/2002/	0

	Pages	Average Time to Serve (ms)
■ 166.	2007 Annual Report Project 3&lt;strong&gt; -- nhalation Exposure Assessment of San Joaquin Valley Aerosol http://cfpub.epa.gov/ncer_abstracts/index.cfm/fuseaction/display.abstractDetail/abstract/7776/report/2007/	0
■ 167.	2001 Annual Report Innovative Ultraviolet Light Source for Disinfection of Drinking Water http://cfpub.epa.gov/ncer_abstracts/index.cfm/fuseaction/display.abstractDetail/abstract/1299/report/2001/	0
■ 168.	2003 Annual Report Community-Based Research Project Identifying Residential Hazards Using Home Test Kits http://cfpub.epa.gov/ncer_abstracts/index.cfm/fuseaction/display.abstractDetail/abstract/8064/report/2003/	0
■ 169.	2003 Annual Report Pacific Estuarine Ecosystem Indicator Research (PEEIR) Consortium: Biogeochemistry and Bioavailability Component http://cfpub.epa.gov/ncer_abstracts/index.cfm/fuseaction/display.abstractDetail/abstract/6118/report/2003/	0
■ 170.	2003 Annual Report Specialty Polymeric Materials for use in the Purification and Detection of Harmful Algal Bloom Toxins: Science and Engineering http://cfpub.epa.gov/ncer_abstracts/index.cfm/fuseaction/display.abstractDetail/abstract/5403/report/2003/	0
■ 171.	2004 Annual Report Speciation of chromium in environmental media using capillary http://cfpub.epa.gov/ncer_abstracts/index.cfm/fuseaction/display.abstractDetail/abstract/2297/report/2004/	0
■ 172.	2005 Annual Report Inner City Toxicants and Neurodevelopment in Urban Children http://cfpub.epa.gov/ncer_abstracts/index.cfm/fuseaction/display.abstractDetail/abstract/7977/report/2005/	0
■ 173.	http://cfpub.epa.gov/ncer_abstracts/index.cfm/fuseaction/display.abstractDetail/abstract/7408/report/2005/	0
■ 174.	2003 Annual Report Bioturbation and Bioavailability of Residual, Desorption-R esistant http://cfpub.epa.gov/ncer_abstracts/index.cfm/fuseaction/display.abstractDetail/abstract/2284/report/2003/	0

	Pages	Average Time to Serve (ms)
175.	2003 Annual Report PAH Metal Mixtures-Human in Vitro Mutagenicity Studies http://cfpub.epa.gov/ncer_abstracts/index.cfm/fuseaction/display.abstractDetail/abstract/1042/report/2003/	0
176.	2005 Annual Report Spatial Exposure Models for Assessing the Relation Between Air Pollution and Childhood Asthma at the Intra-urban Scale http://cfpub.epa.gov/ncer_abstracts/index.cfm/fuseaction/display.abstractDetail/abstract/7395/report/2005/	0
177.	2000 Annual Report Risk Based Urban Watershed Management-Integration of Water Quality and Flood Control Objectives http://cfpub.epa.gov/ncer_abstracts/index.cfm/fuseaction/display.abstractDetail/abstract/31/report/2000/	0
178.	2005 Annual Report Center for Children&rsquo;s Environmental Health Research & ndash; CHAMACOS Community Based Research Project http://cfpub.epa.gov/ncer_abstracts/index.cfm/fuseaction/display.abstractDetail/abstract/7981/report/2005/	0
179.	Mechanism of Manganese-Induced Neurotoxicity http://cfpub.epa.gov/ncer_abstracts/index.cfm/fuseaction/display.abstractdetail/abstract/106/	0
180.	2002 Annual Report Children's Exposure to Environmental Tobacco Smoke: Changes in Allergic Response http://cfpub.epa.gov/ncer_abstracts/index.cfm/fuseaction/display.abstractDetail/abstract/1071/report/2002/	0
181.	http://cfpub.epa.gov/ncer_abstracts/index.cfm/fuseaction/display.abstractDetail/abstract/5924/report/1999/	0
182.	2003 Annual Report Improving Human Health Risk Assessment for Tetrachloroethene by Using Biomarkers and Neurobehavioral Testing in Diverse Residential Populations http://cfpub.epa.gov/ncer_abstracts/index.cfm/fuseaction/display.abstractDetail/abstract/977/report/2003/	0

	Pages	Average Time to Serve (ms)
183.	2002 Annual Report Zero-Valent Metal Treatment of Halogenated Vapor-Phase Contaminants in SVE Offgas http://cfpub.epa.gov/ncer_abstracts/index.cfm/fuseaction/display.abstractDetail/abstract/5107/report/2002/	0
184.	2005 Annual Report Nanotechnology: A Novel Approach to Prevent Biocide Leaching http://cfpub.epa.gov/ncer_abstracts/index.cfm/fuseaction/display.abstractDetail/abstract/7572/report/2005/	0
185.	http://cfpub.epa.gov/ncer_abstracts/index.cfm/fuseaction/display.abstractDetail/abstract/2283/report/2004/	0
186.	2006 Annual Report Assessment of Natural Source (Geologic and Vegetation) Mercury Emissions: Speciation, Mechanisms and Significance http://cfpub.epa.gov/ncer_abstracts/index.cfm/fuseaction/display.abstractDetail/abstract/5817/report/2006/	0
187.	2006 Annual Report Animal models: Cardiovascular Disease, CNS Injury and Ultrafine Particle Biokinetics http://cfpub.epa.gov/ncer_abstracts/index.cfm/fuseaction/display.abstractDetail/abstract/7788/report/2006/	0
188.	2002 Annual Report Growth and Development/Evaluation of Carcinogenic Risks http://cfpub.epa.gov/ncer_abstracts/index.cfm/fuseaction/display.abstractDetail/abstract/1079/report/2002/	0
189.	2007 Annual Report Separation and Purification of Hydrogen From Mixed Gas Streams Using Hollow Glass Microspheres http://cfpub.epa.gov/ncer_abstracts/index.cfm/fuseaction/display.abstractDetail/abstract/8707/report/2007/	0
190.	2003 Annual Report Large Eddy Simulation of Dispersion in Urban Areas http://cfpub.epa.gov/ncer_abstracts/index.cfm/fuseaction/display.abstractDetail/abstract/2294/report/2003/	0
191.	1999 Annual Report Influence of Nonionic Surfactants on the Bioavailability of Chlorinated Benzenes for Microbial Reductive Dechlorination http://cfpub.epa.gov/ncer_abstracts/index.cfm/fuseaction/display.abstractDetail/abstract/685/report/1999/	0

	Pages	Average Time to Serve (ms)
192.	2003 Annual Report Zero-Valent Metal Treatment of Halogenated Vapor-Phase Contaminants in SVE Offgas http://cfpub.epa.gov/ncer_abstracts/index.cfm/fuseaction/display.abstractDetail/abstract/5107/report/2003/	0
193.	2001 Annual Report Photocatalytic Recovery of Sulfur and Hydrogen From Hydrogen Sulfide http://cfpub.epa.gov/ncer_abstracts/index.cfm/fuseaction/display.abstractDetail/abstract/5880/report/2001/	0
194.	2002 Annual Report Bioturbation and Bioavailability of Residual, Desorption-Resistant http://cfpub.epa.gov/ncer_abstracts/index.cfm/fuseaction/display.abstractDetail/abstract/2284/report/2002/	0
195.	2004 Annual Report Impacts of Climate Change and Global Emissions on US Air Quality: Development of an Integrated Modeling Framework and Sensitivity Assessment http://cfpub.epa.gov/ncer_abstracts/index.cfm/fuseaction/display.abstractDetail/abstract/6240/report/2004/	0
196.	2005 Annual Report Health Effects of Inhaled Nanomaterials http://cfpub.epa.gov/ncer_abstracts/index.cfm/fuseaction/display.abstractDetail/abstract/7376/report/2005/	0
197.	2005 Annual Report Iron Oxide Nanoparticle-Induced Oxidative Stress and Inflammation http://cfpub.epa.gov/ncer_abstracts/index.cfm/fuseaction/display.abstractDetail/abstract/7136/report/2005/	0
198.	2001 Annual Report Species-Specific Endocrine Disruption: PCB- and PAH-Induced Estrogenic Effects http://cfpub.epa.gov/ncer_abstracts/index.cfm/fuseaction/display.abstractDetail/abstract/173/report/2001/	0
199.	2007 Annual Report Syracuse Center of Excellence in Environmental and Energy Systems http://cfpub.epa.gov/ncer_abstracts/index.cfm/fuseaction/display.abstractDetail/abstract/7784/report/2007/	0

	Pages	Average Time to Serve (ms)
200.	2007 Annual Report Impacts of Manufactured Nanomaterials on Human Health and the Environment - A Focus on Nanoparticulate Aerosol and Atmospherically Processed Nanoparticulate Aerosol http://cfpub.epa.gov/ncer_abstracts/index.cfm/fuseaction/display.abstractDetail/abstract/7383/report/2007/	0
201.	1999 Annual Report A Novel Pressure-Exchange Ejector Refrigeration System with Steam as the Refrigerant http://cfpub.epa.gov/ncer_abstracts/index.cfm/fuseaction/display.abstractDetail/abstract/129/report/1999/	0
202.	2002 Annual Report Asthma in Children: A Community-based Intervention Project http://cfpub.epa.gov/ncer_abstracts/index.cfm/fuseaction/display.abstractDetail/abstract/1070/report/2002/	0
203.	2007 Annual Report Magnesium Rich Coatings for Corrosion Control of Reactive Metal Alloys http://cfpub.epa.gov/ncer_abstracts/index.cfm/fuseaction/display.abstractDetail/abstract/8709/report/2007/	0
204.	2000 Annual Report Dependence of Metal Ion Bioavailability on Biogenic Ligands and Soil Humic Substances http://cfpub.epa.gov/ncer_abstracts/index.cfm/fuseaction/display.abstractDetail/abstract/12/report/2000/	0
205.	2000 Annual Report Investigations of Factors Determining the Occurrence of Ozone and Fine Particles in Northeastern USA http://cfpub.epa.gov/ncer_abstracts/index.cfm/fuseaction/display.abstractDetail/abstract/909/report/2000/	0
206.	2002 Annual Report Contaminant Release During Removal and Resuspension http://cfpub.epa.gov/ncer_abstracts/index.cfm/fuseaction/display.abstractDetail/abstract/2287/report/2002/	0
207.	2007 Annual Report Contribution of Primary and Secondary PM Sources to Exposure & Evaluation of Their Relative Toxicity http://cfpub.epa.gov/ncer_abstracts/index.cfm/fuseaction/display.abstractDetail/abstract/7777/report/2007/	0

	Pages	Average Time to Serve (ms)
208.	2003 Annual Report Neurobehavioral Effects of Prevalent Toxicants in Children http://cfpub.epa.gov/ncer_abstracts/index.cfm/fuseaction/display.abstractDetail/abstract/8062/report/2003/	0
209.	http://cfpub.epa.gov/ncer_abstracts/index.cfm/fuseaction/display.abstractDetail/abstract/8741/report/2006/	0
210.	2006 Annual Report Assessment of the Environmental Impacts of Nanotechnology on Organisms and Ecosystems http://cfpub.epa.gov/ncer_abstracts/index.cfm/fuseaction/display.abstractDetail/abstract/7915/report/2006/	0
211.	2004 Annual Report Early Exposure to Lead and Adult Antisocial Outcome http://cfpub.epa.gov/ncer_abstracts/index.cfm/fuseaction/display.abstractDetail/abstract/8063/report/2004/	0
212.	2005 Annual Report Pharmaceuticals and Antiseptics: Occurrence and Fate in Drinking Water, Sewage Treatment Facilities, and Coastal Waters http://cfpub.epa.gov/ncer_abstracts/index.cfm/fuseaction/display.abstractDetail/abstract/1061/report/2005/	0
213.	2001 Annual Report Closing the Gaps in the Regulation of Municipal Solid Waste Landfills: Defining the End of the Post-Closure Monitoring Period and the Future Stability of Leachate Recirculation Landfills http://cfpub.epa.gov/ncer_abstracts/index.cfm/fuseaction/display.abstractDetail/abstract/985/report/2001/	0
214.	2001 Annual Report Source Apportionment of Indoor PAHs in Urban Residences 98-03B http://cfpub.epa.gov/ncer_abstracts/index.cfm/fuseaction/display.abstractDetail/abstract/6222/report/2001/	0
215.	2002 Annual Report Ion-Induced Nucleation of Atmospheric Aerosols http://cfpub.epa.gov/ncer_abstracts/index.cfm/fuseaction/display.abstractDetail/abstract/2171/report/2002/	0
216.	2004 Annual Report Enhancing Properties of Polylactides http://cfpub.epa.gov/ncer_abstracts/index.cfm/fuseaction/display.abstractDetail/abstract/8006/report/2004/	0

	Pages	Average Time to Serve (ms)
■ 217.	2000 Annual Report Mechanisms that Initiate, Promote, and Resolve Grain Dust/LPS Induced Inflammation http://cfpub.epa.gov/ncer_abstracts/index.cfm/fuseaction/display.abstractDetail/abstract/1072/report/2000/	0
■ 218.	2004 Annual Report Western Region Hazardous Substance Research Center for Developing In-Situ Processes for VOC Remediation in Groundwater and Soil http://cfpub.epa.gov/ncer_abstracts/index.cfm/fuseaction/display.abstractDetail/abstract/2298/report/2004/	0
■ 219.	2006 Annual Report Chemical Induced Changes in Gene Expression Patterns Along the HPG-axis at Different Organizational Levels Using a Small Animal Model (&lt;em&gt;Japanese medaka http://cfpub.epa.gov/ncer_abstracts/index.cfm/fuseaction/display.abstractDetail/abstract/7155/report/2006/	0
■ 220.	2003 Annual Report Western Region Hazardous Substance Research Center for Developing In-Situ Processes for VOC Remediation in Groundwater and Soil http://cfpub.epa.gov/ncer_abstracts/index.cfm/fuseaction/display.abstractDetail/abstract/2298/report/2003/	0
■ 221.	2003 Annual Report Characterization of the Chemical Composition of Atmospheric Ultrafine Particles http://cfpub.epa.gov/ncer_abstracts/index.cfm/fuseaction/display.abstractDetail/abstract/5579/report/2003/	0
■ 222.	2004 Annual Report Community-Based Intervention Project: Reduction of Exposure and Risk from Pesticides and Allergens http://cfpub.epa.gov/ncer_abstracts/index.cfm/fuseaction/display.abstractDetail/abstract/8121/report/2004/	0
■ 223.	2001 Annual Report The Etiology and Pathogenesis of Airway Disease in Children from Rural Communities http://cfpub.epa.gov/ncer_abstracts/index.cfm/fuseaction/display.abstractDetail/abstract/5478/report/2001/	0

	Pages	Average Time to Serve (ms)
■ 224.	2000 Annual Report Children's Exposure to Environmental Tobacco Smoke: Changes in Allergic Response http://cfpub.epa.gov/ncer_abstracts/index.cfm/fuseaction/display.abstractDetail/abstract/1071/report/2000/	0
■ 225.	http://cfpub.epa.gov/ncer_abstracts/index.cfm/fuseaction/display.abstractDetail/abstract/5983/report/2000/	0
■ 226.	Research Project Database NCER ORD US EPA http://cfpub.epa.gov/ncer_abstracts/index.cfm/fuseaction/display.highlight/abstract/favicon/ico/	0
■ 227.	2005 Annual Report Dioxins, Male Pubertal Development and Testis Function http://cfpub.epa.gov/ncer_abstracts/index.cfm/fuseaction/display.abstractDetail/abstract/2360/report/2005/	0
■ 228.	2000 Annual Report Indoor and Outdoor Air Contaminant Exposures and Asthma Aggravation Among Children (Asthma Exposure) http://cfpub.epa.gov/ncer_abstracts/index.cfm/fuseaction/display.abstractDetail/abstract/1069/report/2000/	0
■ 229.	2007 Annual Report Detecting Pathogens in Water by Ultrafiltration and Microarray Analysis http://cfpub.epa.gov/ncer_abstracts/index.cfm/fuseaction/display.abstractDetail/abstract/8115/report/2007/	0
■ 230.	2003 Annual Report Green Engineering of Dispersed Nanoparticles: Measuring http://cfpub.epa.gov/ncer_abstracts/index.cfm/fuseaction/display.abstractDetail/abstract/2373/report/2003/	0
■ 231.	2005 Annual Report Integrating Water Supply Management and Ecological Flow Requirements http://cfpub.epa.gov/ncer_abstracts/index.cfm/fuseaction/display.abstractDetail/abstract/7546/report/2005/	0
■ 232.	1997 Annual Report Effective Environmental Policy in the Presence of Distorting Taxes http://cfpub.epa.gov/ncer_abstracts/index.cfm/fuseaction/display.abstractDetail/abstract/39/report/1997/	0

	Pages	Average Time to Serve (ms)
■ 233.	http://cfpub.epa.gov/ncer_abstracts/index.cfm/fuseaction/display.abstractDetail/abstract/8288/report/2005/	0
■ 234.	2005 Annual Report Physical and Chemical Determinants of Nanofiber/ Nanotube Toxicity http://cfpub.epa.gov/ncer_abstracts/index.cfm/fuseaction/display.abstractDetail/abstract/7386/report/2005/	0
■ 235.	2007 Annual Report Development of a Universal Microbial Collector (UMC) for Enteric Pathogens in Water and its Application for the Detection of Contaminant Candidate List Organisms in Water http://cfpub.epa.gov/ncer_abstracts/index.cfm/fuseaction/display.abstractDetail/abstract/8116/report/2007/	0
■ 236.	2002 Annual Report Large Eddy Simulation of Dispersion in Urban Areas http://cfpub.epa.gov/ncer_abstracts/index.cfm/fuseaction/display.abstractDetail/abstract/2294/report/2002/	0
■ 237.	2004 Annual Report Research Project on Asthma: Prenatal and Postnatal Urban Pollutants and Childhood Asthma http://cfpub.epa.gov/ncer_abstracts/index.cfm/fuseaction/display.abstractDetail/abstract/8123/report/2004/	0
■ 238.	2000 Annual Report Characterization of the Chemical Composition of Atmospheric Ultrafine Particles http://cfpub.epa.gov/ncer_abstracts/index.cfm/fuseaction/display.abstractDetail/abstract/5579/report/2000/	0
■ 239.	2005 Annual Report Agronomic Optimization for Phytoremediation of Polycyclic Aromatic Hydrocarbons http://cfpub.epa.gov/ncer_abstracts/index.cfm/fuseaction/display.abstractDetail/abstract/6271/report/2005/	0
■ 240.	1999 Annual Report A Comparison of Agricultural vs. Forested Basins: Carbon and Nutrient Cycling Within the Hyporheic Ecotone of Streams http://cfpub.epa.gov/ncer_abstracts/index.cfm/fuseaction/display.abstractDetail/abstract/617/report/1999/	0

	Pages	Average Time to Serve (ms)
■ 241.	1998 Annual Report Partitioning Tracers for In-Situ Detection and Measurement of Nonaqueous Phase Liquids in Porous Media http://cfpub.epa.gov/ncer_abstracts/index.cfm/fuseaction/display.abstractDetail/abstract/683/report/1998/	0
■ 242.	http://cfpub.epa.gov/ncer_abstracts/index.cfm/fuseaction/display.abstractDetail/abstract/7539/report/2006/	0
■ 243.	2006 Annual Report Center for the Study of Environmental Factors in the Etiology http://cfpub.epa.gov/ncer_abstracts/index.cfm/fuseaction/display.abstractDetail/abstract/1773/report/2006/	0
■ 244.	2004 Annual Report Transport of Hazardous Substances Between Brownfields and the Surrounding Urban Atmosphere http://cfpub.epa.gov/ncer_abstracts/index.cfm/fuseaction/display.abstractDetail/abstract/7526/report/2004/	0
■ 245.	2003 Annual Report Nanoscale Biopolymers with Tunable Properties for Improved http://cfpub.epa.gov/ncer_abstracts/index.cfm/fuseaction/display.abstractDetail/abstract/2387/report/2003/	0
■ 246.	2006 Annual Report Contribution of Primary and Secondary PM Sources to Exposure & Evaluation of Their Relative Toxicity http://cfpub.epa.gov/ncer_abstracts/index.cfm/fuseaction/display.abstractDetail/abstract/7777/report/2006/	0
■ 247.	2004 Annual Report Continuous-Flow Column Studies of Reductive Dehalogenation with Two Different Enriched Cultures: Kinetics, Inhibition, and Monitoring of Microbial Activity http://cfpub.epa.gov/ncer_abstracts/index.cfm/fuseaction/display.abstractDetail/abstract/8363/report/2004/	0
■ 248.	2004 Annual Report Exposure Assessment and Intervention Project (EAIP) http://cfpub.epa.gov/ncer_abstracts/index.cfm/fuseaction/display.abstractDetail/abstract/8285/report/2004/	0

	Pages	Average Time to Serve (ms)
■ 249.	2004 Annual Report Aerobic Cometabolism of Chlorinated Ethenes by Microorganisms that Grow on Organic Acids and Alcohols http://cfpub.epa.gov/ncer_abstracts/index.cfm/fuseaction/display.abstractDetail/abstract/8369/report/2004/	0
■ 250.	2006 Annual Report San Joaquin Valley Aerosol Health Effects Research Center (SAHERC) http://cfpub.epa.gov/ncer_abstracts/index.cfm/fuseaction/display.abstractDetail/abstract/7741/report/2006/	0
■ 251.	2000 Annual Report Sensor Fusion for Contaminant Detection and Removal From http://cfpub.epa.gov/ncer_abstracts/index.cfm/fuseaction/display.abstractDetail/abstract/1381/report/2000/	0
■ 252.	http://cfpub.epa.gov/ncer_abstracts/index.cfm/fuseaction/display.abstractDetail/abstract/6347/report/2003/	0
■ 253.	2004 Annual Report Rocky Mountain Regional Hazardous Substance Research Center http://cfpub.epa.gov/ncer_abstracts/index.cfm/fuseaction/display.abstractDetail/abstract/1966/report/2004/	0
■ 254.	1999 Annual Report Bioavailability of Organic Contaminants in Estuarine Sediments to Microbes and Benthic Animals http://cfpub.epa.gov/ncer_abstracts/index.cfm/fuseaction/display.abstractDetail/abstract/160/report/1999/	0
■ 255.	2000 Annual Report Biogeochemical Control of Heavy Metal Speciation and Bioavailability in Contaminated Marine Sediments http://cfpub.epa.gov/ncer_abstracts/index.cfm/fuseaction/display.abstractDetail/abstract/854/report/2000/	0
■ 256.	2006 Annual Report Characterization and Source Apportionment http://cfpub.epa.gov/ncer_abstracts/index.cfm/fuseaction/display.abstractDetail/abstract/7785/report/2006/	0
■ 257.	http://cfpub.epa.gov/ncer_abstracts/index.cfm/fuseaction/display.abstractDetail/abstract/7562/report/2006/	0

	Pages	Average Time to Serve (ms)
■ 258.	1999 Annual Report CISNet: Coral Bleaching, UV Effects, and Multiple Stressors in the Florida Keys http://cfpub.epa.gov/ncer_abstracts/index.cfm/fuseaction/display.abstractDetail/abstract/438/report/1999/	0
■ 259.	2004 Annual Report Center for Children & Environmental Health Research & CHAMACOS Community Based Research Project http://cfpub.epa.gov/ncer_abstracts/index.cfm/fuseaction/display.abstractDetail/abstract/7981/report/2004/	0
■ 260.	2004 Annual Report Future Growth of the U.S. Marine Aquaculture Industry and Associated Environmental Quality Issues: A Comprehensive Assessment http://cfpub.epa.gov/ncer_abstracts/index.cfm/fuseaction/display.abstractDetail/abstract/5453/report/2004/	0
■ 261.	2003 Annual Report Development and Evaluation of Methods for the Concentration, Separation, Detection, and Viability/ Infectivity of Three Protozoa from Large Volume of Water http://cfpub.epa.gov/ncer_abstracts/index.cfm/fuseaction/display.abstractDetail/abstract/655/report/2003/	0
■ 262.	2005 Annual Report Exposure Assessment of Children and Metals in Mining Waste: Composition, Environmental Transport, and Exposure Patterns http://cfpub.epa.gov/ncer_abstracts/index.cfm/fuseaction/display.abstractDetail/abstract/8054/report/2005/	0
■ 263.	2005 Annual Report Magnetic Resonance Assessment of Brain Function Altered by Lead Exposure http://cfpub.epa.gov/ncer_abstracts/index.cfm/fuseaction/display.abstractDetail/abstract/8065/report/2005/	0
■ 264.	1997 Annual Report Rapid Field Determination of Organic Contaminants in Water by Solid Phase Microextraction and Infrared Spectroscopy http://cfpub.epa.gov/ncer_abstracts/index.cfm/fuseaction/display.abstractDetail/abstract/524/report/1997/	0

	Pages	Average Time to Serve (ms)
■ 265.	2006 Annual Report Adhesion and Repulsion Molecules in Developmental Neurotoxic Injury http://cfpub.epa.gov/ncер_abstracts/index.cfm/fuseaction/display.abstractDetail/abstract/8288/report/2006/	0
■ 266.	2006 Annual Report Oxidative Stress Responses to PM Exposure in Elderly Individuals With Coronary Heart Disease http://cfpub.epa.gov/ncер_abstracts/index.cfm/fuseaction/display.abstractDetail/abstract/7780/report/2006/	0
■ 267.	2000 Annual Report Biosurfactant Specificity and Influence on Microbial Degradation of Hydrocarbons by Microbial Consortia in the Field http://cfpub.epa.gov/ncер_abstracts/index.cfm/fuseaction/display.abstractDetail/abstract/412/report/2000/	0
■ 268.	2005 Annual Report Biogeochemistry of Arsenic in Contaminated Soils of Superfund Sites http://cfpub.epa.gov/ncер_abstracts/index.cfm/fuseaction/display.abstractDetail/abstract/6015/report/2005/	0
■ 269.	2003 Annual Report Rocky Mountain Regional Hazardous Substance Research Center http://cfpub.epa.gov/ncер_abstracts/index.cfm/fuseaction/display.abstractDetail/abstract/1966/report/2003/	0
■ 270.	2003 Annual Report Phytoremediation in Wetlands and CDFs http://cfpub.epa.gov/ncер_abstracts/index.cfm/fuseaction/display.abstractDetail/abstract/2285/report/2003/	0
■ 271.	http://cfpub.epa.gov/ncер_abstracts/index.cfm/fuseaction/display.abstractDetail/abstract/1085/report/1999/	0
■ 272.	2002 Annual Report Environmental Factors in the Etiology of Autism; Molecular Biomakers Core http://cfpub.epa.gov/ncер_abstracts/index.cfm/fuseaction/display.abstractDetail/abstract/7874/report/2002/	0
■ 273.	2006 Annual Report Fate and Transformation of C<sub>60</sub> Nanoparticles in Water Treatment Processes http://cfpub.epa.gov/ncер_abstracts/index.cfm/fuseaction/display.abstractDetail/abstract/7725/report/2006/	0

	Pages	Average Time to Serve (ms)
274.	2008 Annual Report The Chemical Properties of PM and their Toxicological Implications http://cfpub.epa.gov/ncer_abstracts/index.cfm/fuseaction/display.abstractDetail/abstract/7779/report/2008/	0
275.	2006 Annual Report Mechanistic Approach to Screening Chemicals and Mixtures for Endocrine Activity Using an Invertebrate Model http://cfpub.epa.gov/ncer_abstracts/index.cfm/fuseaction/display.abstractDetail/abstract/6244/report/2006/	0
276.	2006 Annual Report Source-Appor tionment of Primary Organic Carbon in the Eastern United States Combining Receptor-Models, Chemical Transport Models, and Laboratory Oxidation Experiments http://cfpub.epa.gov/ncer_abstracts/index.cfm/fuseaction/display.abstractDetail/abstract/7503/report/2006/	0
277.	2003 Annual Report Modeling Heat and Air Quality Impacts of Changing Urban Land Uses and Climate http://cfpub.epa.gov/ncer_abstracts/index.cfm/fuseaction/display.abstractDetail/abstract/812/report/2003/	0
278.	2006 Annual Report Study of Phthalates in Pregnant Woman and Children http://cfpub.epa.gov/ncer_abstracts/index.cfm/fuseaction/display.abstractDetail/abstract/1950/report/2006/	0
279.	2005 Annual Report Pollution-Enhanced Allergic Inflammation and Phase II Enzymes http://cfpub.epa.gov/ncer_abstracts/index.cfm/fuseaction/display.abstractDetail/abstract/8057/report/2005/	0
280.	2003 Annual Report Center for Hazardous Substances in Urban Environments (CHSUE) http://cfpub.epa.gov/ncer_abstracts/index.cfm/fuseaction/display.abstractDetail/abstract/1942/report/2003/	0
281.	http://cfpub.epa.gov/ncer_abstracts/index.cfm/fuseaction/display.abstractDetail/abstract/7877/report/2005/	0

	Pages	Average Time to Serve (ms)
■ 282.	2002 Annual Report A Nanocontact Sensor for Heavy Metal Ion Detection http://cfpub.epa.gov/ncер_abstracts/index.cfm/fuseaction/display.abstractDetail/abstract/2174/report/2002/	0
■ 283.	2006 Annual Report Endothelial Cell Responses to PM_{2.5} and In Vitro and In Vivo http://cfpub.epa.gov/ncер_abstracts/index.cfm/fuseaction/display.abstractDetail/abstract/7774/report/2006/	0
■ 284.	1997 Annual Report A Modeling and Experimental Investigation of Metal Release from Contaminated Sediments The Effects of Metal Sulfide Oxidation and Resuspension http://cfpub.epa.gov/ncер_abstracts/index.cfm/fuseaction/display.abstractDetail/abstract/68/report/1997/	0
■ 285.	2005 Annual Report Novel Methods for Laboratory Measurement of Transverse Dispersion in Porous Media http://cfpub.epa.gov/ncер_abstracts/index.cfm/fuseaction/display.abstractDetail/abstract/8370/report/2005/	0
■ 286.	2005 Annual Report Impacts of Manufactured Nanomaterials on Human Health and the Environment - A Focus on Nanoparticulate Aerosol and Atmospherically Processed Nanoparticulate Aerosol http://cfpub.epa.gov/ncер_abstracts/index.cfm/fuseaction/display.abstractDetail/abstract/7383/report/2005/	0
■ 287.	2005 Annual Report Examining Epidemiologic and Environmental Factors Associated with Microbial Risks from Drinking Water http://cfpub.epa.gov/ncер_abstracts/index.cfm/fuseaction/display.abstractDetail/abstract/7429/report/2005/	0
■ 288.	2006 Annual Report Project 1 & -- ulmonary Metabolic Response http://cfpub.epa.gov/ncер_abstracts/index.cfm/fuseaction/display.abstractDetail/abstract/7773/report/2006/	0
■ 289.	http://cfpub.epa.gov/ncер_abstracts/index.cfm/fuseaction/display.abstractDetail/abstract/8710/report/2007/	0

	Pages	Average Time to Serve (ms)
■ 290.	2002 Annual Report Nanosensors for Detection of Aquatic Toxins http://cfpub.epa.gov/ncer_abstracts/index.cfm/fuseaction/display.abstractDetail/abstract/2369/report/2002/	0
■ 291.	2003 Annual Report Regulation of Embryonic Neuronal Development by Chemical Mixtures from Brick, NJ http://cfpub.epa.gov/ncer_abstracts/index.cfm/fuseaction/display.abstractDetail/abstract/5622/report/2003/	0
■ 292.	1999 Annual Report Dioxin and Steroid Regulation in an Endometriosis Model http://cfpub.epa.gov/ncer_abstracts/index.cfm/fuseaction/display.abstractDetail/abstract/171/report/1999/	0
■ 293.	2005 Annual Report Aerobic Cometabolism of Chlorinated Ethenes by Microorganisms that Grow on Organic Acids and Alcohols http://cfpub.epa.gov/ncer_abstracts/index.cfm/fuseaction/display.abstractDetail/abstract/8369/report/2005/	0
■ 294.	2002 Annual Report Simultaneous Environmental Monitoring and Purification http://cfpub.epa.gov/ncer_abstracts/index.cfm/fuseaction/display.abstractDetail/abstract/2374/report/2002/	0
■ 295.	2002 Annual Report X-ray CT-based Assessment of Variations in Human Airway Geometry: Implications for Evaluation of Particle Deposition and Dose to Different Populations http://cfpub.epa.gov/ncer_abstracts/index.cfm/fuseaction/display.abstractDetail/abstract/6091/report/2002/	0
■ 296.	2006 Annual Report The Consortium for Plant Biotechnology Research, Inc., Environmental Research and Technology Transfer Program http://cfpub.epa.gov/ncer_abstracts/index.cfm/fuseaction/display.abstractDetail/abstract/5533/report/2006/	0
■ 297.	2005 Annual Report Exposure Assessment and Intervention Project (EAIP) http://cfpub.epa.gov/ncer_abstracts/index.cfm/fuseaction/display.abstractDetail/abstract/8285/report/2005/	0

	Pages	Average Time to Serve (ms)
■ 298.	2005 Annual Report Research Project on Asthma: Prenatal and Postnatal Urban Pollutants and Childhood Asthma http://cfpub.epa.gov/ncer_abstracts/index.cfm/fuseaction/display.abstractDetail/abstract/8123/report/2005/	0
■ 299.	2004 Annual Report Impacts of Climate Change and Land Cover Change on Biogenic Volatile Organic Compounds (BVOCs) Emissions in Texas http://cfpub.epa.gov/ncer_abstracts/index.cfm/fuseaction/display.abstractDetail/abstract/6552/report/2004/	0
■ 300.	2004 Annual Report Environmentally Benign Lead-Free Electrically Conductive Adhesive for Electronic Packaging Manufacturing http://cfpub.epa.gov/ncer_abstracts/index.cfm/fuseaction/display.abstractDetail/abstract/6352/report/2004/	0
■ 301.	1999 Annual Report Species-Specific Endocrine Disruption: PCB- and PAH-Induced Estrogenic Effects http://cfpub.epa.gov/ncer_abstracts/index.cfm/fuseaction/display.abstractDetail/abstract/173/report/1999/	0
■ 302.	2004 Annual Report Reduction of Environmental Impact and Improvement of Intrinsic Security in Unsteady-state http://cfpub.epa.gov/ncer_abstracts/index.cfm/fuseaction/display.abstractDetail/abstract/6545/report/2004/	0
■ 303.	2007 Annual Report Environmental Tobacco Smoke, Biomarkers, and Childhood Asthma http://cfpub.epa.gov/ncer_abstracts/index.cfm/fuseaction/display.abstractDetail/abstract/6158/report/2007/	0
■ 304.	2007 Annual Report San Joaquin Valley Aerosol Health Effects Research Center (SAHERC) http://cfpub.epa.gov/ncer_abstracts/index.cfm/fuseaction/display.abstractDetail/abstract/7741/report/2007/	0
■ 305.	2004 Annual Report Mechanistic Research Project http://cfpub.epa.gov/ncer_abstracts/index.cfm/fuseaction/display.abstractDetail/abstract/8124/report/2004/	0

	Pages	Average Time to Serve (ms)
■ 306.	2003 Annual Report Hazardous Substance Research Center&ndash;South and Southwest http://cfpub.epa.gov/ncер_abstracts/index.cfm/fuseaction/display.abstractDetail/abstract/5345/report/2003/	0
■ 307.	1999 Annual Report The Effects of Aging and Sorbent Decomposition on the Bioavailability of Toluene and Xylene in Solid Waste http://cfpub.epa.gov/ncер_abstracts/index.cfm/fuseaction/display.abstractDetail/abstract/413/report/1999/	0
■ 308.	http://cfpub.epa.gov/ncер_abstracts/index.cfm/fuseaction/display.abstractDetail/abstract/6236/report/2004/	0
■ 309.	2002 Annual Report Aerobic Cometabolism of Chlorinated Aliphatic Hydrocarbon Compounds with Butane-Grown Microorganisms http://cfpub.epa.gov/ncер_abstracts/index.cfm/fuseaction/display.abstractDetail/abstract/1970/report/2002/	0
■ 310.	http://cfpub.epa.gov/ncер_abstracts/index.cfm/fuseaction/display.abstractDetail/abstract/6026/report/2002/	0
■ 311.	1999 Annual Report Screening Environmental Chemical Mixtures for Effects on Prostate Cancer Invasion Properties http://cfpub.epa.gov/ncер_abstracts/index.cfm/fuseaction/display.abstractDetail/abstract/1040/report/1999/	0
■ 312.	2003 Annual Report Pre-natal Exposures of Children to Polybrominated Diphenyl Ethers: The Collection of Animal and Human Data along with the Development and Validation of a PBPK Model http://cfpub.epa.gov/ncер_abstracts/index.cfm/fuseaction/display.abstractDetail/abstract/5861/report/2003/	0
■ 313.	1999 Annual Report Photochemical Alternatives for Pollution Prevention http://cfpub.epa.gov/ncер_abstracts/index.cfm/fuseaction/display.abstractDetail/abstract/130/report/1999/	0
■ 314.	2004 Annual Report Metals Neurotoxicity Research Project http://cfpub.epa.gov/ncер_abstracts/index.cfm/fuseaction/display.abstractDetail/abstract/8055/report/2004/	0

	Pages	Average Time to Serve (ms)
■ 315.	2007 Annual Report Project 1&lt;strong&gt; -- ulmonary Metabolic Response http://cfpub.epa.gov/ncер_abstracts/index.cfm/fuseaction/display.abstractDetail/abstract/7773/report/2007/	0
■ 316.	2007 Annual Report Characterization and Source Apportionment http://cfpub.epa.gov/ncер_abstracts/index.cfm/fuseaction/display.abstractDetail/abstract/7785/report/2007/	0
■ 317.	2005 Annual Report Seasonal Controls of Arsenic Transport Across the Groundwater-Surface Water Interface at a Closed Landfill Site http://cfpub.epa.gov/ncер_abstracts/index.cfm/fuseaction/display.abstractDetail/abstract/7527/report/2005/	0
■ 318.	2004 Annual Report Simulations of the Emission, Transport, Chemistry and Deposition of Atmospheric Mercury in the Upper Gulf Coast Region http://cfpub.epa.gov/ncер_abstracts/index.cfm/fuseaction/display.abstractDetail/abstract/6544/report/2004/	0
■ 319.	2004 Annual Report Community-Based Participatory Research Project http://cfpub.epa.gov/ncер_abstracts/index.cfm/fuseaction/display.abstractDetail/abstract/8059/report/2004/	0
■ 320.	1999 Annual Report Understanding Seasonal Variation of Bioavailability of Residual NAPL in the Vadose Zone http://cfpub.epa.gov/ncер_abstracts/index.cfm/fuseaction/display.abstractDetail/abstract/409/report/1999/	0
■ 321.	2004 Annual Report Effective Stormwater and Sediment Control During Pipeline Construction Using a New Filter Fence Concept http://cfpub.epa.gov/ncер_abstracts/index.cfm/fuseaction/display.abstractDetail/abstract/8745/report/2004/	0
■ 322.	2006 Annual Report Nanostructured Microemulsions as Alternative Solvents to VOCs in Cleaning Technologies and Vegetable Oil Extraction http://cfpub.epa.gov/ncер_abstracts/index.cfm/fuseaction/display.abstractDetail/abstract/6350/report/2006/	0

	Pages	Average Time to Serve (ms)
■ 323.	2006 Annual Report Nanotechnology: A Novel Approach to Prevent Biocide Leaching http://cfpub.epa.gov/ncer_abstracts/index.cfm/fuseaction/display.abstractDetail/abstract/7572/report/2006/	0
■ 324.	2007 Annual Report Robust Piezoelectric-Excited Millimeter-sized Cantilever Sensors for Detecting Pathogens in Drinking Water at 1 cell/Liter http://cfpub.epa.gov/ncer_abstracts/index.cfm/fuseaction/display.abstractDetail/abstract/8280/report/2007/	0
■ 325.	2006 Annual Report Cardiovascular Responses in the Normative Aging Study: Exploring the Pathways of Particle Toxicity http://cfpub.epa.gov/ncer_abstracts/index.cfm/fuseaction/display.abstractDetail/abstract/7767/report/2006/	0
■ 326.	2007 Annual Report Effects of Clouds and Tropospheric Air Quality on Surface UV at 6 UV Research Sites http://cfpub.epa.gov/ncer_abstracts/index.cfm/fuseaction/display.abstractDetail/abstract/8304/report/2007/	0
■ 327.	2004 Annual Report Development of Nanocrystalline Zeolite Materials as Environmental http://cfpub.epa.gov/ncer_abstracts/index.cfm/fuseaction/display.abstractDetail/abstract/2170/report/2004/	0
■ 328.	2005 Annual Report Graft Polymerization as a Route to Control Nanofiltration Membrane Surface Properties to Manage Risk of EPA Candidate Contaminants and Reduce NOM Fouling http://cfpub.epa.gov/ncer_abstracts/index.cfm/fuseaction/display.abstractDetail/abstract/6236/report/2005/	0
■ 329.	2005 Annual Report Cyanobacteria and Cyanotoxins in Water Supply Reservoirs: Development of Gene Microarray Assays for Risk Assessment http://cfpub.epa.gov/ncer_abstracts/index.cfm/fuseaction/display.abstractDetail/abstract/7388/report/2005/	0

	Pages	Average Time to Serve (ms)
■ 330.	2001 Annual Report Characterization of the Chemical Composition of Atmospheric Ultrafine Particles http://cfpub.epa.gov/ncer_abstracts/index.cfm/fuseaction/display.abstractDetail/abstract/5579/report/2001/	0
■ 331.	2006 Annual Report Evaluation Groundwater Chemistry in Gonzales County, Texas and Technical and Educational Assistance to Groundwater Conservation Districts in Texas http://cfpub.epa.gov/ncer_abstracts/index.cfm/fuseaction/display.abstractDetail/abstract/7571/report/2006/	0
■ 332.	2004 Annual Report Characterization of the Chemical Composition of Atmospheric Ultrafine Particles http://cfpub.epa.gov/ncer_abstracts/index.cfm/fuseaction/display.abstractDetail/abstract/5579/report/2004/	0
■ 333.	2005 Annual Report Environmental Contaminants in Foodstuffs of Siberian Yu&rsquo;piks from St.Lawrence Island, Alaska http://cfpub.epa.gov/ncer_abstracts/index.cfm/fuseaction/display.abstractDetail/abstract/6305/report/2005/	0
■ 334.	2002 Annual Report A Randomized, Controlled Trial of Home Exposure Control in Asthma http://cfpub.epa.gov/ncer_abstracts/index.cfm/fuseaction/display.abstractDetail/abstract/1081/report/2002/	0
■ 335.	http://cfpub.epa.gov/ncer_abstracts/index.cfm/fuseaction/display.abstractDetail/abstract/5620/report/2004/	0
■ 336.	2003 Annual Report Speciation of chromium in environmental media using capillary http://cfpub.epa.gov/ncer_abstracts/index.cfm/fuseaction/display.abstractDetail/abstract/2297/report/2003/	0
■ 337.	2005 Annual Report Environmental Factors in the Etiology of Autism; Childhood Autism Risks from Genetics and the Environment (The CHARGE Study) http://cfpub.epa.gov/ncer_abstracts/index.cfm/fuseaction/display.abstractDetail/abstract/7875/report/2005/	0

	Pages	Average Time to Serve (ms)
■ 338.	2002 Annual Report Gradation-Based Transport, Kinetics, Coagulation, and Flocculation of Urban Watershed Rainfall-Runoff Particulate Matter http://cfpub.epa.gov/ncer_abstracts/index.cfm/fuseaction/display.abstractDetail/abstract/7904/report/2002/	0
■ 339.	2006 Annual Report The Bioavailability, Toxicity, and Trophic Transfer of Manufactured ZnO Nanoparticles: A View from the Bottom http://cfpub.epa.gov/ncer_abstracts/index.cfm/fuseaction/display.abstractDetail/abstract/7815/report/2006/	0
■ 340.	2002 Annual Report Environmental Management Systems: Do Formalized Management http://cfpub.epa.gov/ncer_abstracts/index.cfm/fuseaction/display.abstractDetail/abstract/1951/report/2002/	0
■ 341.	2006 Annual Report Connectivity in Marine Seascapes: Predicting Ecological and Socioeconomic Costs of Climate Change on Coral Reef Ecosystems http://cfpub.epa.gov/ncer_abstracts/index.cfm/fuseaction/display.abstractDetail/abstract/7444/report/2006/	0
■ 342.	2005 Annual Report Center for Child Environmental Health Risks Research http://cfpub.epa.gov/ncer_abstracts/index.cfm/fuseaction/display.abstractDetail/abstract/8038/report/2005/	0
■ 343.	2004 Annual Report Ultrasensitive Pathogen Quantification in Drinking Water http://cfpub.epa.gov/ncer_abstracts/index.cfm/fuseaction/display.abstractDetail/abstract/2372/report/2004/	0
■ 344.	http://cfpub.epa.gov/ncer_abstracts/index.cfm/fuseaction/display.abstractDetail/abstract/6049/report/2002/	0
■ 345.	2004 Annual Report Metal Mixtures and Children's Health http://cfpub.epa.gov/ncer_abstracts/index.cfm/fuseaction/display.abstractDetail/abstract/7978/report/2004/	0
■ 346.	1999 Annual Report Surface Levels of Ultraviolet-B Radiation Under Variable Conditions of Tropospheric Air Quality And Cloudiness http://cfpub.epa.gov/ncer_abstracts/index.cfm/fuseaction/display.abstractDetail/abstract/929/report/1999/	0

	Pages	Average Time to Serve (ms)
■ 347.	1999 Annual Report Metal/Metal/NO Mixtures: Metallothioneins and Oxidative http://cfpub.epa.gov/ncер_abstracts/index.cfm/fuseaction/display.abstractDetail/abstract/1041/report/1999/	0
■ 348.	2003 Annual Report Membrane-Based Nanostructured Metals for Reductive Degradation http://cfpub.epa.gov/ncер_abstracts/index.cfm/fuseaction/display.abstractDetail/abstract/2172/report/2003/	0
■ 349.	2004 Annual Report Development and Evaluation of Field Sensors for Monitoring Anaerobic Dehalogenation after Bioaugmentation for &lt;em>In Situ Treatment of PCE and TCE http://cfpub.epa.gov/ncер_abstracts/index.cfm/fuseaction/display.abstractDetail/abstract/8371/report/2004/	0
■ 350.	2002 Annual Report Environmental Factors in the Etiology of Autism; Childhood Autism Risks from Genetics and the Environment (The CHARGE Study) http://cfpub.epa.gov/ncер_abstracts/index.cfm/fuseaction/display.abstractDetail/abstract/7875/report/2002/	0
■ 351.	2006 Annual Report Prospective Study of Atherosclerosis, Clinical Cardiovascular Disease, and Long-Term Exposure to Ambient Particulate Matter and Other Air Pollutants in a Multi-Ethnic Cohort (MESA Air) http://cfpub.epa.gov/ncер_abstracts/index.cfm/fuseaction/display.abstractDetail/abstract/7131/report/2006/	0
■ 352.	2000 Annual Report The Development of a Web Based Instruction (WBI) Program for the UWMRC User's Guide (Investigation of Inappropriate Pollutant Entries Into Storm Drainage Systems) http://cfpub.epa.gov/ncер_abstracts/index.cfm/fuseaction/display.abstractDetail/abstract/6085/report/2000/	0
■ 353.	2005 Annual Report Neurobehavioral Effects of Prevalent Toxicants in Children http://cfpub.epa.gov/ncер_abstracts/index.cfm/fuseaction/display.abstractDetail/abstract/8062/report/2005/	0

	Pages	Average Time to Serve (ms)
■ 354.	2004 Annual Report Using Plants to Remediate Petroleum-Contaminated Soil: Project Continuation http://cfpub.epa.gov/ncер_abstracts/index.cfm/fuseaction/display.abstractDetail/abstract/7918/report/2004/	0
■ 355.	2007 Annual Report Project 5 Architecture Development and Particle Deposition http://cfpub.epa.gov/ncер_abstracts/index.cfm/fuseaction/display.abstractDetail/abstract/7775/report/2007/	0
■ 356.	2003 Annual Report Development of the Push-Pull Test to Monitor Bioaugmentation http://cfpub.epa.gov/ncер_abstracts/index.cfm/fuseaction/display.abstractDetail/abstract/2300/report/2003/	0
■ 357.	2001 Annual Report NYU-EPA PM Center: Health Risks of PM Components http://cfpub.epa.gov/ncер_abstracts/index.cfm/fuseaction/display.abstractDetail/abstract/1089/report/2001/	0
■ 358.	2001 Annual Report Social Impact Assessment of Human Exposure to Mercury Related to Land Use and Physicochemical Settings in the Alabama-Mobile River System http://cfpub.epa.gov/ncер_abstracts/index.cfm/fuseaction/display.abstractDetail/abstract/589/report/2001/	0
■ 359.	2000 Annual Report Mechanisms Of Particulate-Induced Allergic Asthma http://cfpub.epa.gov/ncер_abstracts/index.cfm/fuseaction/display.abstractDetail/abstract/1082/report/2000/	0
■ 360.	2001 Annual Report Modeling Heat and Air Quality Impacts of Changing Urban Land Uses and Climate http://cfpub.epa.gov/ncер_abstracts/index.cfm/fuseaction/display.abstractDetail/abstract/812/report/2001/	0
■ 361.	http://cfpub.epa.gov/ncер_abstracts/index.cfm/fuseaction/display.abstractDetail/abstract/2360/report/2004/	0
■ 362.	1998 Annual Report Longitudinal Studies of Indoor Air Quality in Office Buildings http://cfpub.epa.gov/ncер_abstracts/index.cfm/fuseaction/display.abstractDetail/abstract/691/report/1998/	0

	Pages	Average Time to Serve (ms)
363.	http://cfpub.epa.gov/ncer_abstracts/index.cfm/fuseaction/display.abstractDetail/abstract/7738/report/2006/	0
364.	2006 Annual Report Using a Sensitive Japanese Medaka (&lt;em&gt;Oryzias latipes Fish Model for Endocrine Disruptors Screening http://cfpub.epa.gov/ncer_abstracts/index.cfm/fuseaction/display.abstractDetail/abstract/7553/report/2006/	0
365.	2006 Annual Report Genetics of Phthalate and Bisphenol A Risk in Minority Populations (Individual Susceptibility) http://cfpub.epa.gov/ncer_abstracts/index.cfm/fuseaction/display.abstractDetail/abstract/8037/report/2006/	0
366.	2001 Annual Report Commercial Demonstration of Hydrogen Peroxide Injection to Control NOx Emissions from Combustion Sources http://cfpub.epa.gov/ncer_abstracts/index.cfm/fuseaction/display.abstractDetail/abstract/5872/report/2001/	0
367.	2000 Annual Report CISNet: Coral Bleaching, UV Effects, and Multiple Stressors in the Florida Keys http://cfpub.epa.gov/ncer_abstracts/index.cfm/fuseaction/display.abstractDetail/abstract/438/report/2000/	0
368.	2003 Annual Report Removal of Photoresist and Post-Plasma Etch Sidewall Films http://cfpub.epa.gov/ncer_abstracts/index.cfm/fuseaction/display.abstractDetail/abstract/2233/report/2003/	0
369.	http://cfpub.epa.gov/ncer_abstracts/index.cfm/fuseaction/display.abstractDetail/abstract/1079/report/2001/	0
370.	2002 Annual Report Research Project on Asthma http://cfpub.epa.gov/ncer_abstracts/index.cfm/fuseaction/display.abstractDetail/abstract/1080/report/2002/	0
371.	2002 Annual Report The Fate and Potential Bioavailability of Airborne Urban http://cfpub.epa.gov/ncer_abstracts/index.cfm/fuseaction/display.abstractDetail/abstract/2293/report/2002/	0

	Pages	Average Time to Serve (ms)
372.	2002 Annual Report Exposure to Indoor Pesticides and PCBs and their Effects on Growth and Neurodevelopment in Urban Children http://cfpub.epa.gov/ncer_abstracts/index.cfm/fuseaction/display.abstractDetail/abstract/1091/report/2002/	0
373.	2007 Annual Report Assessment of the Environmental Impacts of Nanotechnology on Organisms and Ecosystems http://cfpub.epa.gov/ncer_abstracts/index.cfm/fuseaction/display.abstractDetail/abstract/7915/report/2007/	0
374.	2002 Annual Report Western Region Hazardous Substance Research Center for Developing In-Situ Processes for VOC Remediation in Groundwater and Soil http://cfpub.epa.gov/ncer_abstracts/index.cfm/fuseaction/display.abstractDetail/abstract/2298/report/2002/	0
375.	2005 Annual Report FRIENDS Analytical Toxicology Core Facility http://cfpub.epa.gov/ncer_abstracts/index.cfm/fuseaction/display.abstractDetail/abstract/6049/report/2005/	0
376.	2001 Annual Report New Methods for Assessment of Pollution Prevention Technologies http://cfpub.epa.gov/ncer_abstracts/index.cfm/fuseaction/display.abstractDetail/abstract/955/report/2001/	0
377.	2002 Annual Report Redox Transformations, Complexation and Soil/Sediment http://cfpub.epa.gov/ncer_abstracts/index.cfm/fuseaction/display.abstractDetail/abstract/2280/report/2002/	0
378.	2007 Annual Report Inner City Toxicants and Neurodevelopment in Urban Children http://cfpub.epa.gov/ncer_abstracts/index.cfm/fuseaction/display.abstractDetail/abstract/7977/report/2007/	0
379.	2005 Annual Report Nanostructured Catalytic Materials for NOx Reduction Using Combinatorial Methodologies http://cfpub.epa.gov/ncer_abstracts/index.cfm/fuseaction/display.abstractDetail/abstract/6133/report/2005/	0
380.	http://cfpub.epa.gov/ncer_abstracts/index.cfm/fuseaction/display.abstractDetail/abstract/1966/report/2005/	0


	Pages	Average Time to Serve (ms)
■ 381.	http://cfpub.epa.gov/ncer_abstracts/index.cfm/fuseaction/display.abstractDetail/abstract/7557/report/2005/	0
■ 382.	2005 Annual Report Technical Outreach Services for Communities and Technical Assistance to Brownfields http://cfpub.epa.gov/ncer_abstracts/index.cfm/fuseaction/display.abstractDetail/abstract/2283/report/2005/	0
■ 383.	2007 Annual Report Effects of Future Emissions and a Changed Climate on Urban Air Quality http://cfpub.epa.gov/ncer_abstracts/index.cfm/fuseaction/display.abstractDetail/abstract/8429/report/2007/	0
■ 384.	2005 Annual Report Community-Based Participatory Research Project http://cfpub.epa.gov/ncer_abstracts/index.cfm/fuseaction/display.abstractDetail/abstract/8059/report/2005/	0
■ 385.	2006 Annual Report Ultrafine Particles on and Near Freeways http://cfpub.epa.gov/ncer_abstracts/index.cfm/fuseaction/display.abstractDetail/abstract/8703/report/2006/	0
■ 386.	2005 Annual Report FRIENDS Children's Environmental Health Center http://cfpub.epa.gov/ncer_abstracts/index.cfm/fuseaction/display.abstractDetail/abstract/1775/report/2005/	0
■ 387.	2002 Annual Report Longitudinal Study of Children's Exposure to Permethrin http://cfpub.epa.gov/ncer_abstracts/index.cfm/fuseaction/display.abstractDetail/abstract/2240/report/2002/	0
■ 388.	http://cfpub.epa.gov/ncer_abstracts/index.cfm/fuseaction/display.abstractDetail/abstract/413/report/2001/	0
■ 389.	2006 Annual Report Development of Methods for Control of Parasitic Nematodes http://cfpub.epa.gov/ncer_abstracts/index.cfm/fuseaction/display.abstractDetail/abstract/8039/report/2006/	0
■ 390.	2002 Annual Report Phytoremediation in Wetlands and CDFs http://cfpub.epa.gov/ncer_abstracts/index.cfm/fuseaction/display.abstractDetail/abstract/2285/report/2002/	0

	Pages	Average Time to Serve (ms)
391.	2002 Annual Report The Relationship Of Airborne Pollutants And Allergens To Asthma Morbidity http://cfpub.epa.gov/ncер_abstracts/index.cfm/fuseaction/display.abstractDetail/abstract/1084/report/2002/	0
392.	2007 Annual Report Air Quality, Emissions, Growth, and Change: A Method to Prescribe a Desirable Future http://cfpub.epa.gov/ncер_abstracts/index.cfm/fuseaction/display.abstractDetail/abstract/7409/report/2007/	0
393.	http://cfpub.epa.gov/ncер_abstracts/index.cfm/fuseaction/display.abstractDetail/abstract/2364/report/2002/	0
394.	2005 Annual Report Center for Childhood Neurotoxicology and Assessment http://cfpub.epa.gov/ncер_abstracts/index.cfm/fuseaction/display.abstractDetail/abstract/1771/report/2005/	0
395.	2005 Annual Report Phytoremediation of Perchlorate and N-nitrosodimethylamine as Single and Co-contaminants http://cfpub.epa.gov/ncер_abstracts/index.cfm/fuseaction/display.abstractDetail/abstract/6281/report/2005/	0
396.	2004 Annual Report Biogeochemistry of Arsenic in Contaminated Soils of Superfund Sites http://cfpub.epa.gov/ncер_abstracts/index.cfm/fuseaction/display.abstractDetail/abstract/6015/report/2004/	0
397.	2005 Annual Report Mechanisms of Particulate-Induced Allergic Asthma http://cfpub.epa.gov/ncер_abstracts/index.cfm/fuseaction/display.abstractDetail/abstract/8297/report/2005/	0
398.	http://cfpub.epa.gov/ncер_abstracts/index.cfm/fuseaction/display.abstractDetail/abstract/2288/report/2002/	0
399.	http://cfpub.epa.gov/ncер_abstracts/index.cfm/fuseaction/display.abstractDetail/abstract/7778/report/2007/	0
400.	2001 Annual Report Mechanisms of Pb,Cd, As Interactions http://cfpub.epa.gov/ncер_abstracts/index.cfm/fuseaction/display.abstractDetail/abstract/1024/report/2001/	0
	Subtotal for rows: 1 - 400	-
	Other	-

Pages	Average Time to Serve (ms)
Total	-

items 1-400 of 2000

Pages - Help Card



Column Definitions

Pages

Any displayed page. You can specify for each profile the types of files that qualify as a page. These settings can be changed by the WebTrends administrator.

Visits

Number of visits to this page. A visit is a series of actions that begins when a visitor views the first page from the server, and ends when the visitor leaves the site or remains idle beyond the idle-time limit. The default idle-time limit is thirty minutes. This time limit can be changed by the system administrator.

Views


Number of times this page was viewed by visitors.

Average Time Viewed

Average length of time the specified page was viewed. (The format is hh:mm:ss - hours:minutes:seconds.)

Average Time to Serve

Average amount of time (in milliseconds) it took to serve each document during the specified time interval. The time to serve spans from the time the server got a page request until it transmitted all the data.
Note: Zero values in this column probably indicates that your web server is not logging Time to Serve information.



Report Descriptions

Pages with good content and design are more likely to attract visitors and be revisited. Less popular pages on a site can be made more appealing by improving the content or incorporating design elements similar to that on the more important pages. Always remember that people are far more interested in content than in design, and average view times can help determine which content is most important to your visitors.

Content Groups

This report identifies the most popular groups of web site pages and how often they were visited.

Content Groups by Visits Trend

No data is available for this graph.

Content Groups by Visits

No data is available for this graph.

Content Groups

No data is available for this table.

Content Groups - Help Card



Column Definitions

Content Group

A defined group of web pages with specific things in common, such as the same types of products, services, or information.

Visits

Number of visits where the visitor viewed at least one page in the specified content group. A visit is a series of actions that begins when a visitor views their first page from the server, and ends when the visitor leaves the site or remains idle beyond the idle-time limit. The default idle-time limit is thirty minutes. This time limit can be changed by the system administrator.

Hits

Each file requested by a visitor registers as a hit. There can be several hits on each page. While the volume of hits reflects the amount of server traffic, it is not an accurate reflection of the number of pages viewed.



Report Descriptions

The information on this page can show you which content groups were most popular. This will reveal the reasons people visit your web site, and what is most interesting and least interesting to them.