

NCER Monthly Statistics

Monthly View: October 2006

October 1, 2006 12:00:00 AM – October 31, 2006 11:59:46 PM

This report was generated by WebTrends 7 - Enterprise, Version: 7.5, Build: 16366 .
Tuesday, November 21, 2006 10:36:29 AM
Final report conversion by WebTrends Report Exporter, Version 7.5 (build 16363)

Copyright (C) 1996-2005 WebTrends Inc. All rights reserved.

Table of Contents

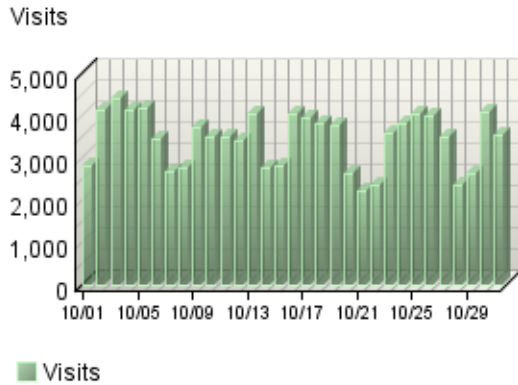
Overview Dashboard	1
Visitors Dashboard	3
Pages Dashboard	6
Navigation Dashboard	8
Technical Dashboard	9
Activity Dashboard	11
Browsers and Platforms Dashboard	13
Visitors Dashboard	15
Top Visitors	18
New vs. Return Visits	32
Visitors by Number of Visits	34
Visitors Trend	36
Visits Trend	42
Organizations	44
Authenticated Usernames	78
Domain Names	80
Top-Level Domain Types	87
Geography Dashboard	90
Regions	91
Countries	93
North American States and Provinces	99
Cities	102
Pages Dashboard	109
Pages	111
Content Groups	142
Directories	144
Files Dashboard	147

Downloaded Files	148
Accessed File Types	159
Uploaded Files	161

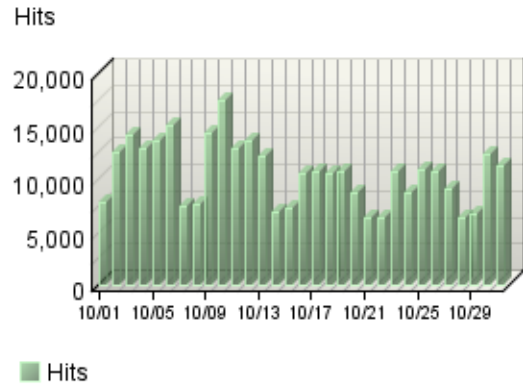
Overview Dashboard

This displays key graphs and tables that provide an overview of the entire report. When viewing through the on-demand interface, you can click on the title of a graph or table to navigate to the corresponding page.

Visits Trend



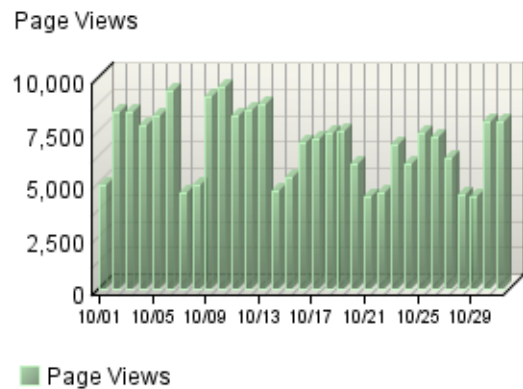
Hits Trend



Visitor Summary

Visitors	51,839
Visitors Who Visited Once	43,806
Visitors Who Visited More Than Once	8,033
Average Visits per Visitor	2.06

Page Views Trend



Visit Summary

Visits	106,839
Average per Day	3,446
Average Visit Duration	00:09:56
Median Visit Duration	00:01:43
International Visits	18.61%
Visits of Unknown Origin	0.00%
Visits from Your Country: United States (US)	81.39%

Hit Summary

Successful Hits for Entire Site	326,831
Average Hits per Day	10,542
Home Page Hits	5,083

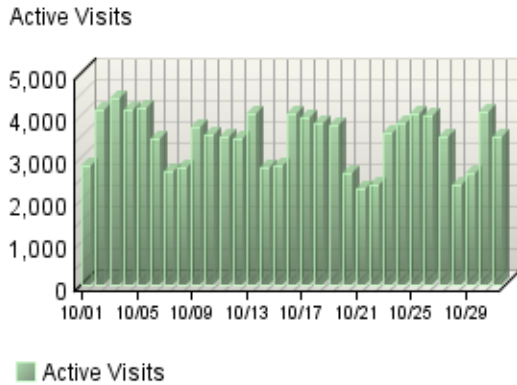
Page View Summary

Page Views	212,025
Average per Day	6,839
Average Page Views per Visit	1.98

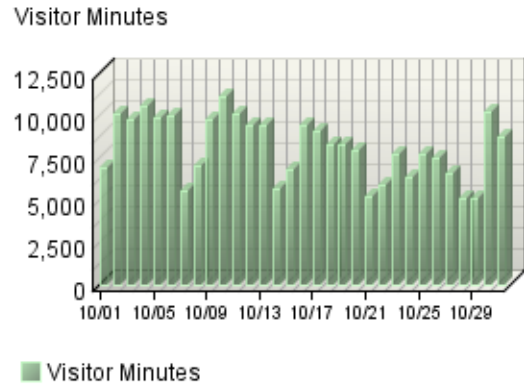
Visitors Dashboard

This displays key graphs and tables that provide an overview of the Visitors chapter. When viewing through the on-demand interface, you can click on the title of a graph or table to navigate to the corresponding page.

Active Visits Trend



Visitor Minutes Trend



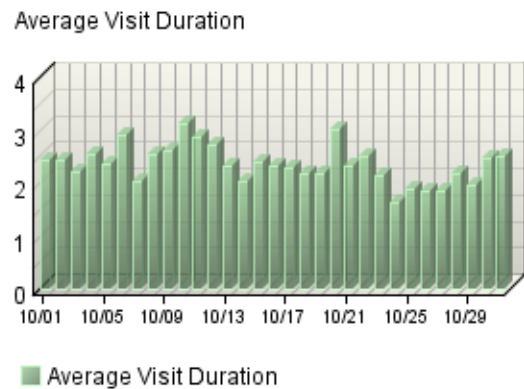
Visitor Summary

Visitors	51,839
Visitors Who Visited Once	43,806
Visitors Who Visited More Than Once	8,033
Average Visits per Visitor	2.06

Visit Summary

Visits	106,839
Average per Day	3,446
Average Visit Duration	00:09:56
Median Visit Duration	00:01:43
International Visits	18.61%
Visits of Unknown Origin	0.00%
Visits from Your Country: United States (US)	81.39%

Average Length of Visit Trend



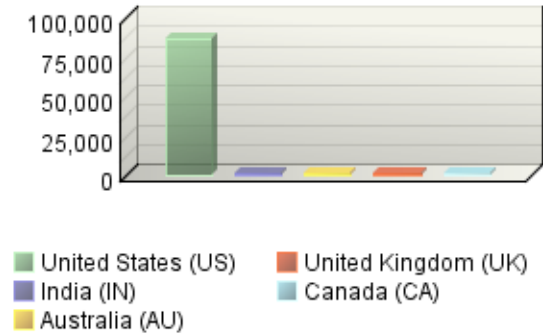
New Visitors Trend

New Visitors



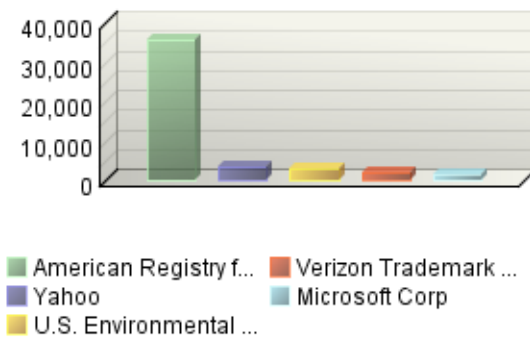
Countries

Visits



Organizations

Visits

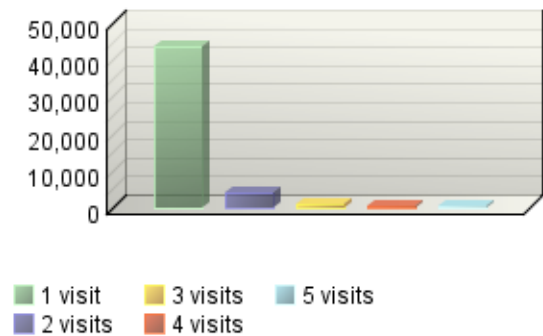


Authenticated Usernames

No data is available for this graph.

Visitors by Number of Visits

Visitors



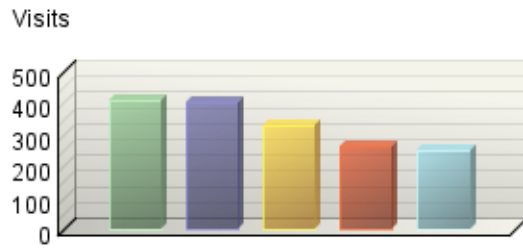
New vs. Return Visits

Visits



Returning Visitors

Top Visitors

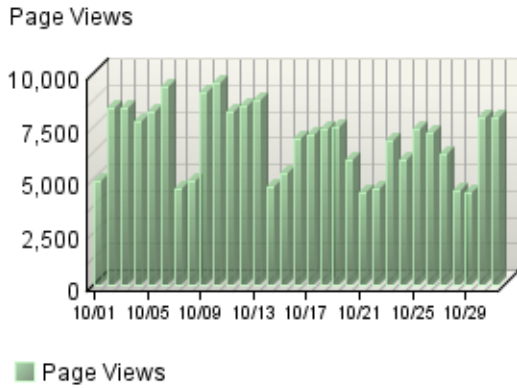


livebot-207-46-98-1... fj5024.inktomisearc...
livebot-207-46-98-1... livebot-64-4-8-121.s...
livebot-207-46-98-1...

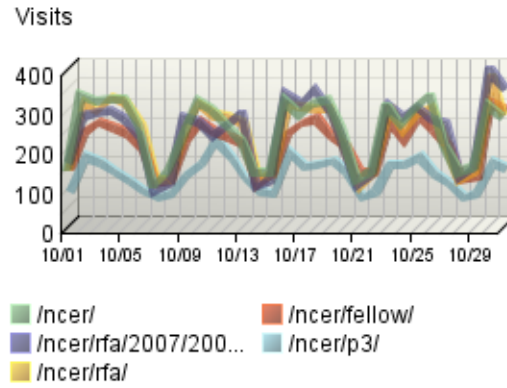
Pages Dashboard

This displays key graphs and tables that provide an overview of the Pages chapter. When viewing through the on-demand interface, you can click on the title of a graph or table to navigate to the corresponding page.

Page Views Trend



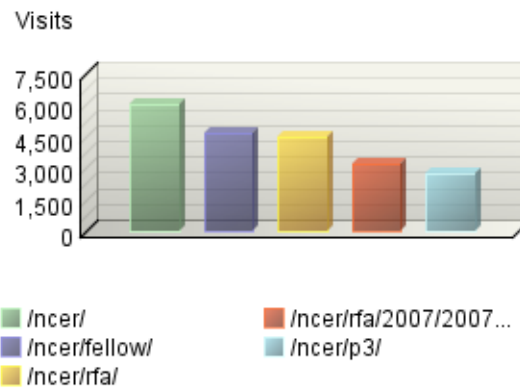
Pages Trend



Content Groups

No data is available for this graph.

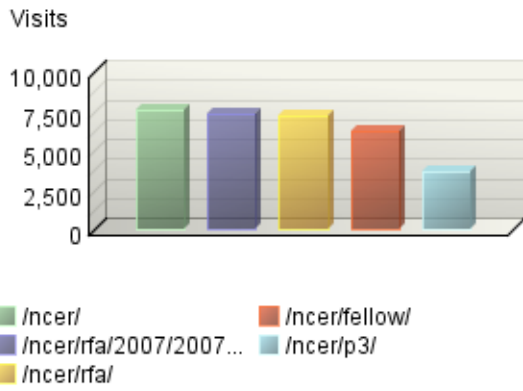
Entry Pages



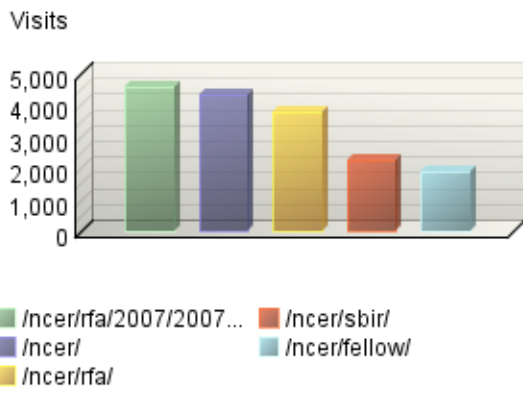
Page View Summary

Page Views	212,025
Average per Day	6,839
Average Page Views per Visit	1.98

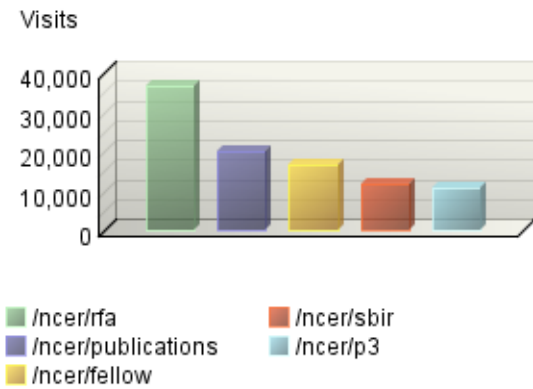
Pages



Exit Pages



Directories

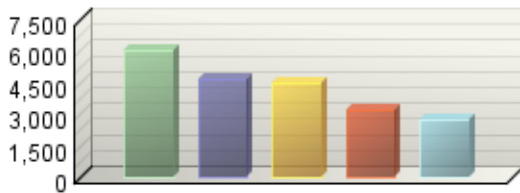


Navigation Dashboard

This dashboard summarizes important information related to online navigation.

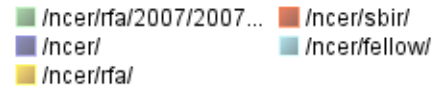
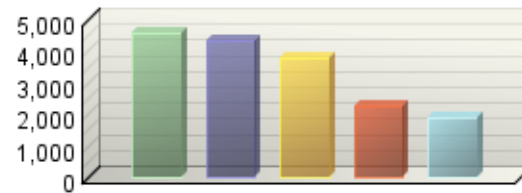
Entry Pages

Visits



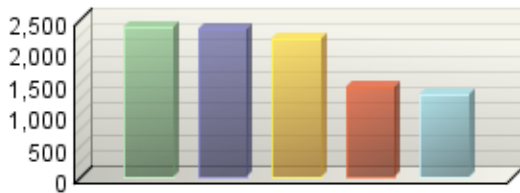
Exit Pages

Visits



Single-Page Visits

Visits

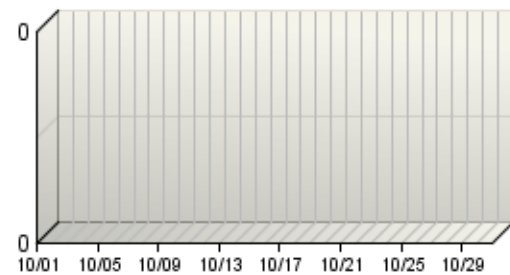


Technical Dashboard

This dashboard summarizes important information related to online technical activity.

Average Time to Serve Pages

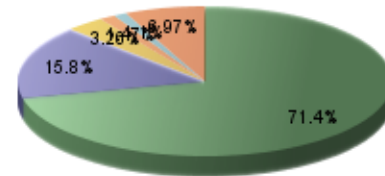
Average Time to Serve



■ Average Time to Serve

Browsers by Version

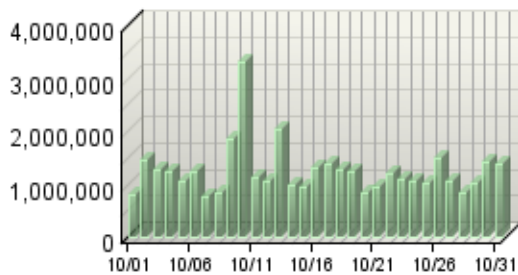
Visits



■ Microsoft Internet Ex... ■ Netscape
 ■ Firefox ■ Other Netscape Co...
 ■ Safari ■ Other

Bandwidth: Kbytes Transferred Trend

Kbytes Transferred

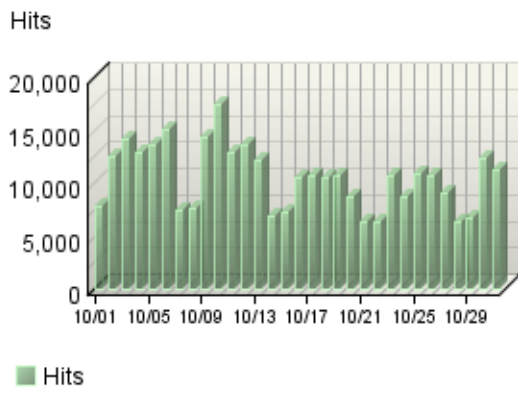


■ Kbytes Transferred

Technical Summary

Total Hits	357,917
Successful Hits	326,831
Successful Hits (as Percent)	91.31%
Failed Hits	31,086
Failed Hits (as Percent)	8.69%
Cached Hits	35,629
Cached Hits (as Percent)	9.95%

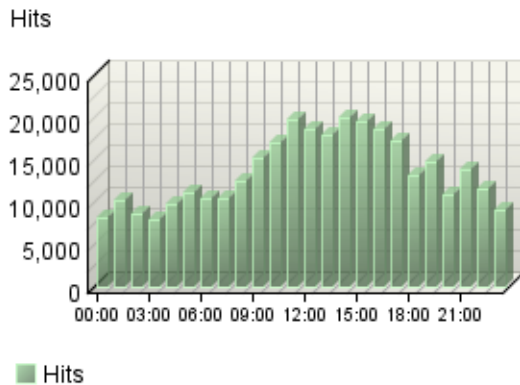
Hits Trend



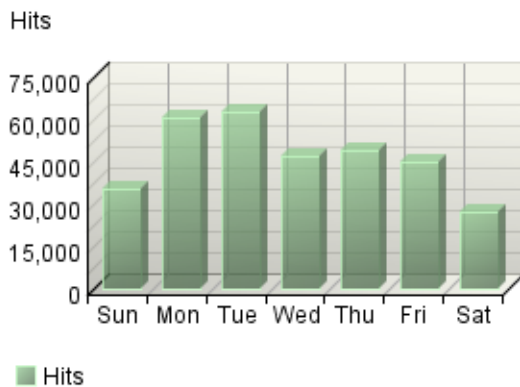
Activity Dashboard

This displays key graphs and tables that provide an overview of the Activity chapter. When viewing through the on-demand interface, you can click on the title of a graph or table to navigate to the corresponding page.

Hits by Hour of the Day



Hits by Day of the Week



Most Active Summary

Most Active Date	10/10/06
Number of Hits on Most Active Date	17,526
Most Active Day of the Week	Tuesday
Most Active Hour of the Day	14:00-14:59

Least Active Summary

Least Active Date	10/28/06
Number of Hits on Least Active Date	6,355
Least Active Day of the Week	Saturday
Least Active Hour of the Day	03:00-03:59

Activity on Weekdays Summary

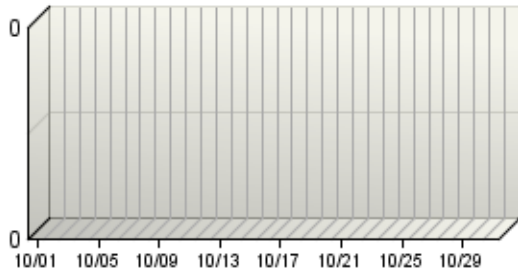
Total Hits Weekdays	263,844
Total Visits Weekdays	83,326
Average Number of Visits per day on Weekdays	3,787
Average Number of Hits per day on Weekdays	11,992

Activity on Weekends Summary

Total Hits Weekend	62,987
Total Visits Weekend	23,513
Average Number of Visits per Weekend	4,702
Average Number of Hits per Weekend	12,597

Average Time to Serve Pages

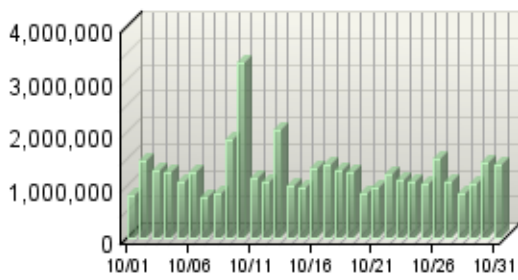
Average Time to Serve



■ Average Time to Serve

Bandwidth: Kbytes Transferred Trend

Kbytes Transferred

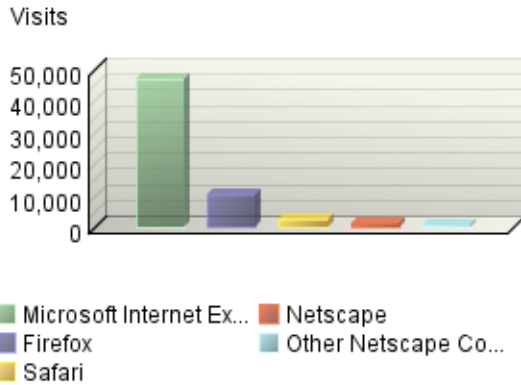


■ Kbytes Transferred

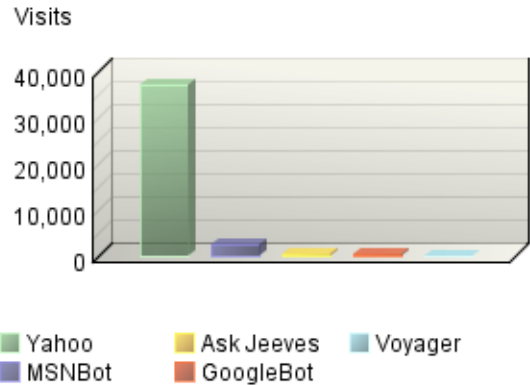
Browsers and Platforms Dashboard

This displays key graphs and tables that provide an overview of the Browsers and Platforms chapter. When viewing through the on-demand interface, you can click on the title of a graph or table to navigate to the corresponding page.

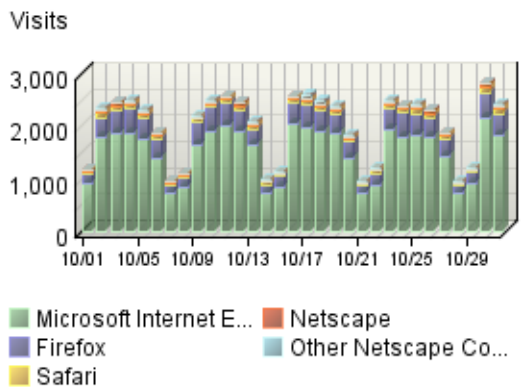
Browsers



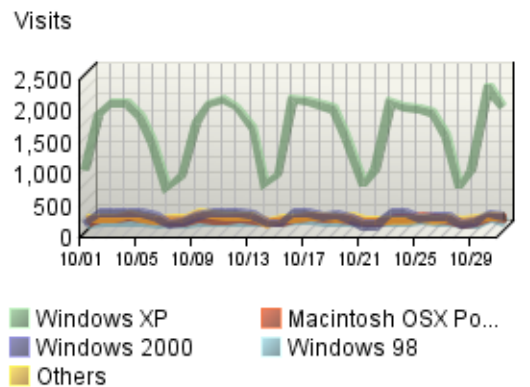
Spiders



Browsers Trend



Platforms Trend



WAP Devices

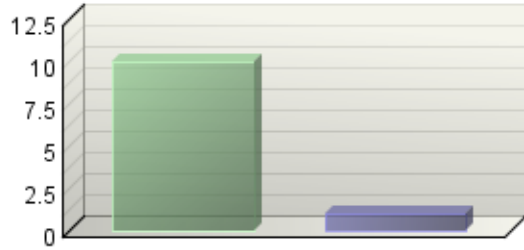
No data is available for this graph.

Palm Devices

No data is available for this graph.

WAP Browsers

Visits



QC UP Browser PLM's WapBrowser

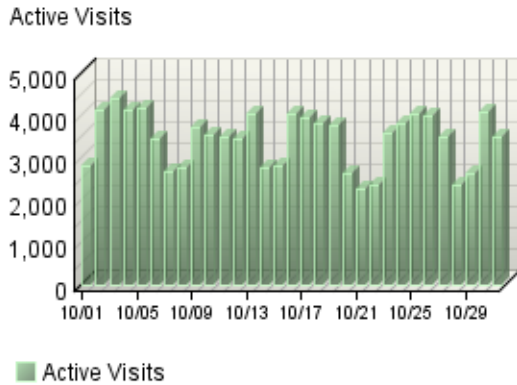
Palm Browsers

No data is available for this graph.

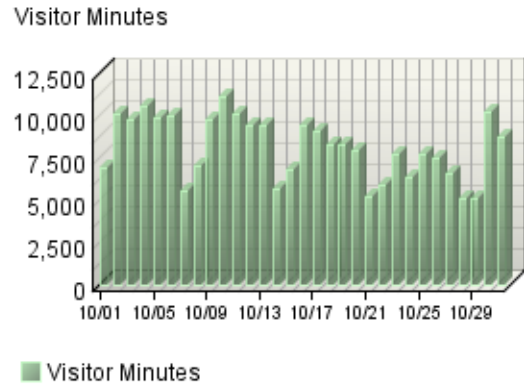
Visitors Dashboard

This displays key graphs and tables that provide an overview of the Visitors chapter. When viewing through the on-demand interface, you can click on the title of a graph or table to navigate to the corresponding page.

Active Visits Trend



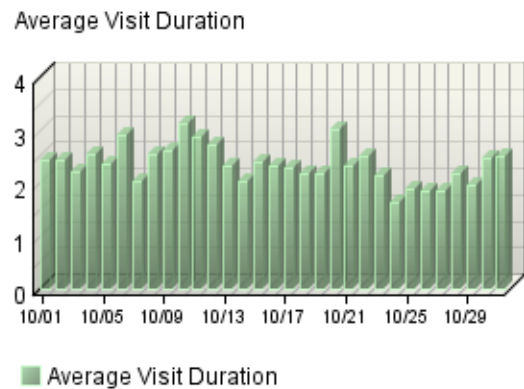
Visitor Minutes Trend



Visitor Summary

Visitors	51,839
Visitors Who Visited Once	43,806
Visitors Who Visited More Than Once	8,033
Average Visits per Visitor	2.06

Average Length of Visit Trend

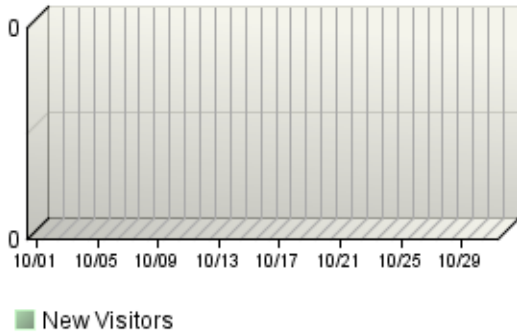


Visit Summary

Visits	106,839
Average per Day	3,446
Average Visit Duration	00:09:56
Median Visit Duration	00:01:43
International Visits	18.61%
Visits of Unknown Origin	0.00%
Visits from Your Country: United States (US)	81.39%

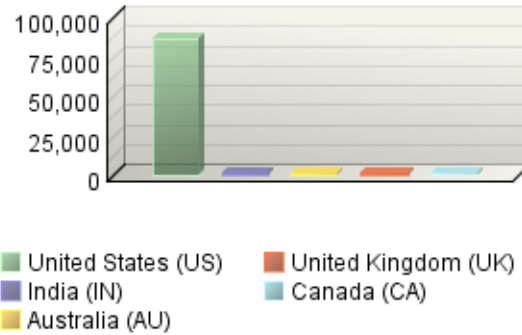
New Visitors Trend

New Visitors



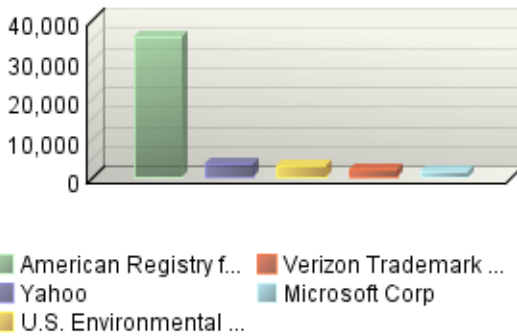
Countries

Visits



Organizations

Visits

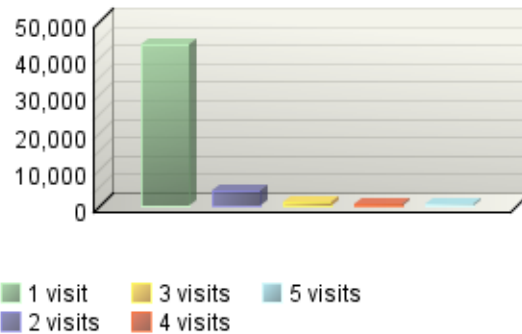


Authenticated Usernames

No data is available for this graph.

Visitors by Number of Visits

Visitors



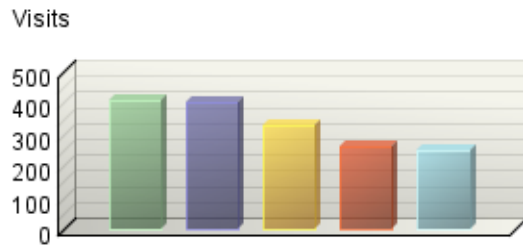
New vs. Return Visits

Visits



Returning Visitors

Top Visitors

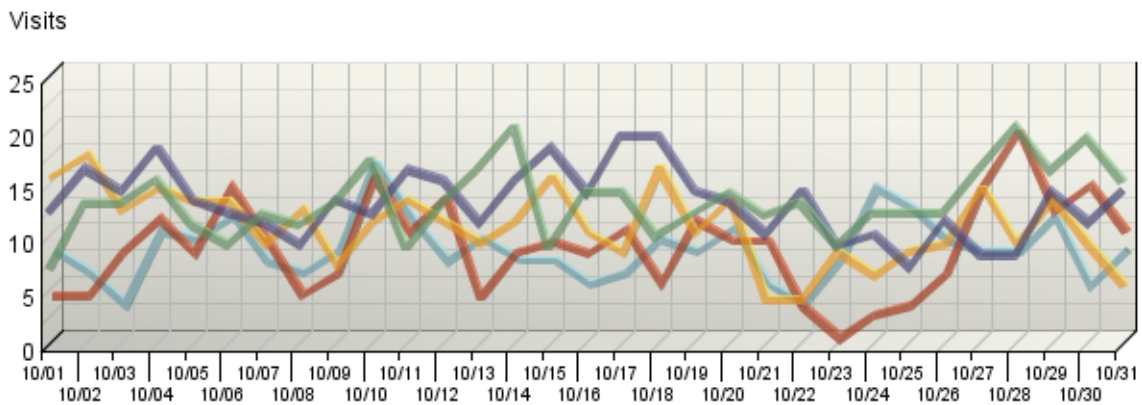


livebot-207-46-98-1... fj5024.inktomisearc...
livebot-207-46-98-1... livebot-64-4-8-121.s...
livebot-207-46-98-1...

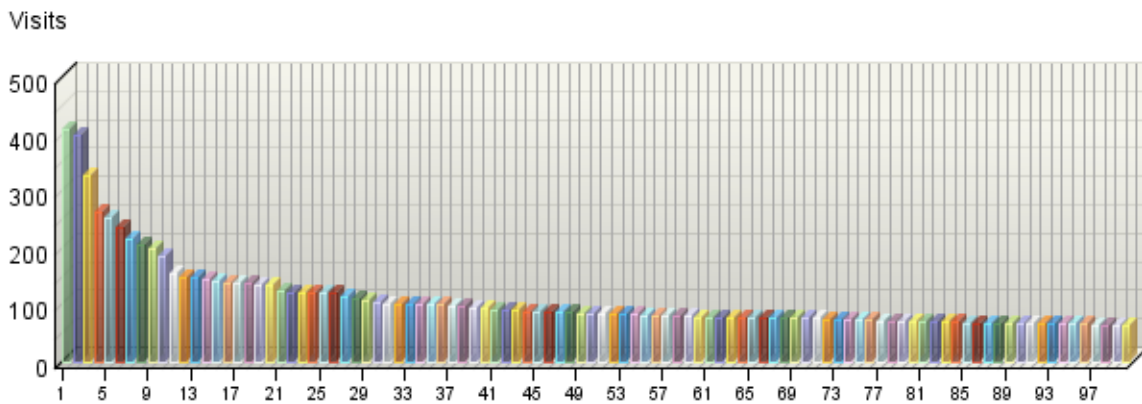
Top Visitors

This report identifies the IP address, domain name, or cookie of each visitor, and identifies the visitor's activity level on the site. If you use cookies to track visits, WebTrends can differentiate between hits from different visitors with the same IP address.

Top Visitors Trend



Top Visitors



Top Visitors

	Visitor	Visits	% Visits	Hits
1.	livebot-207-46-98-149.search.live.com_msnbot/1.0 (+http://search.msn.com/msnbot.htm)	408	0.38%	1,202
2.	livebot-207-46-98-148.search.live.com_msnbot/1.0 (+http://search.msn.com/msnbot.htm)	400	0.37%	967

	Visitor	Visits	% Visits	Hits
3.	livebot-207-46-98-147.search.live.com_msnbot/1.0 (+http://search.msn.com/msnbot.htm)	328	0.31%	676
4.	fj5024.inktomisearch.com_Mozilla/5.0 (compatible; Yahoo! Slurp; http://help.yahoo.com/help/us/ysearch/slurp)	262	0.25%	377
5.	livebot-64-4-8-121.search.live.com_msnbot/1.0 (+http://search.msn.com/msnbot.htm)	253	0.24%	577
6.	fj301021.inktomisearch.com_Mozilla/5.0 (compatible; Yahoo! Slurp; http://help.yahoo.com/help/us/ysearch/slurp)	238	0.22%	317
7.	lm502010.inktomisearch.com_Mozilla/5.0 (compatible; Yahoo! Slurp; http://help.yahoo.com/help/us/ysearch/slurp)	216	0.20%	352
8.	fj301002.inktomisearch.com_Mozilla/5.0 (compatible; Yahoo! Slurp; http://help.yahoo.com/help/us/ysearch/slurp)	206	0.19%	301
9.	fj301015.inktomisearch.com_Mozilla/5.0 (compatible; Yahoo! Slurp; http://help.yahoo.com/help/us/ysearch/slurp)	201	0.19%	254
10.	fj301023.inktomisearch.com_Mozilla/5.0 (compatible; Yahoo! Slurp; http://help.yahoo.com/help/us/ysearch/slurp)	187	0.18%	311
11.	crawl5.exabot.com_Exabot/3.0	154	0.14%	174
12.	fj5025.inktomisearch.com_Mozilla/5.0 (compatible; Yahoo! Slurp; http://help.yahoo.com/help/us/ysearch/slurp)	147	0.14%	174
13.	egspd42212.ask.com_Mozilla/2.0 (compatible; Ask Jeeves/Teoma; +http://about.ask.com/en/docs/about/webmasters.shtml)	147	0.14%	4,893
14.	fj5028.inktomisearch.com_Mozilla/5.0 (compatible; Yahoo! Slurp; http://help.yahoo.com/help/us/ysearch/slurp)	145	0.14%	201
15.	fj301022.inktomisearch.com_Mozilla/5.0 (compatible; Yahoo! Slurp; http://help.yahoo.com/help/us/ysearch/slurp)	141	0.13%	151
16.	fj5021.inktomisearch.com_Mozilla/5.0 (compatible; Yahoo! Slurp; http://help.yahoo.com/help/us/ysearch/slurp)	140	0.13%	152
17.	crawl2.cosmixcorp.com_voyager/1.0	138	0.13%	714
18.	fj5023.inktomisearch.com_Mozilla/5.0 (compatible; Yahoo! Slurp; http://help.yahoo.com/help/us/ysearch/slurp)	137	0.13%	167
19.	fj301007.inktomisearch.com_Mozilla/5.0 (compatible; Yahoo! Slurp; http://help.yahoo.com/help/us/ysearch/slurp)	136	0.13%	162
20.	205.150.150.18_Mozilla/4.0 (compatible; MSIE 6.0; Windows NT 5.1)	135	0.13%	278

	Visitor	Visits	% Visits	Hits
21.	fj5017.inktomisearch.com_Mozilla/5.0 (compatible; Yahoo! Slurp; http://help.yahoo.com/help/us/ysearch/slurp)	124	0.12%	131
22.	fj301026.inktomisearch.com_Mozilla/5.0 (compatible; Yahoo! Slurp; http://help.yahoo.com/help/us/ysearch/slurp)	122	0.11%	136
23.	fj301017.inktomisearch.com_Mozilla/5.0 (compatible; Yahoo! Slurp; http://help.yahoo.com/help/us/ysearch/slurp)	122	0.11%	144
24.	fj5027.inktomisearch.com_Mozilla/5.0 (compatible; Yahoo! Slurp; http://help.yahoo.com/help/us/ysearch/slurp)	120	0.11%	132
25.	fj301025.inktomisearch.com_Mozilla/5.0 (compatible; Yahoo! Slurp; http://help.yahoo.com/help/us/ysearch/slurp)	120	0.11%	165
26.	lm502011.inktomisearch.com_Mozilla/5.0 (compatible; Yahoo! Slurp; http://help.yahoo.com/help/us/ysearch/slurp)	120	0.11%	143
27.	livebot-64-4-8-137.search.live.com_msnbot/1.0 (+http://search.msn.com/msnbot.htm)	114	0.11%	221
28.	fj301028.inktomisearch.com_Mozilla/5.0 (compatible; Yahoo! Slurp; http://help.yahoo.com/help/us/ysearch/slurp)	111	0.10%	178
29.	fj301000.inktomisearch.com_Mozilla/5.0 (compatible; Yahoo! Slurp; http://help.yahoo.com/help/us/ysearch/slurp)	109	0.10%	114
30.	fj5003.inktomisearch.com_Mozilla/5.0 (compatible; Yahoo! Slurp; http://help.yahoo.com/help/us/ysearch/slurp)	105	0.10%	128
31.	sv-crawlfw4.looksmart.com_Mozilla/4.0 compatible ZyBorg/1.0 (wn-14.zyborg@looksmart.net; http://www.WISEnutbot.com)	102	0.10%	578
32.	lj611148.inktomisearch.com_Mozilla/5.0 (compatible; Yahoo! Slurp; http://help.yahoo.com/help/us/ysearch/slurp)	102	0.10%	145
33.	livebot-207-68-146-83.search.live.com_msnbot/1.0 (+http://search.msn.com/msnbot.htm)	102	0.10%	268
34.	lj611762.inktomisearch.com_Mozilla/5.0 (compatible; Yahoo! Slurp; http://help.yahoo.com/help/us/ysearch/slurp)	101	0.09%	113
35.	fj301019.inktomisearch.com_Mozilla/5.0 (compatible; Yahoo! Slurp; http://help.yahoo.com/help/us/ysearch/slurp)	101	0.09%	104
36.	fj5020.inktomisearch.com_Mozilla/5.0 (compatible; Yahoo! Slurp; http://help.yahoo.com/help/us/ysearch/slurp)	100	0.09%	129
37.	fj301008.inktomisearch.com_Mozilla/5.0 (compatible; Yahoo! Slurp; http://help.yahoo.com/help/us/ysearch/slurp)	99	0.09%	147

	Visitor	Visits	% Visits	Hits
38.	lj611531.inktomisearch.com_Mozilla/5.0 (compatible; Yahoo! Slurp; http://help.yahoo.com/help/us/ysearch/slurp)	97	0.09%	159
39.	lj611117.inktomisearch.com_Mozilla/5.0 (compatible; Yahoo! Slurp; http://help.yahoo.com/help/us/ysearch/slurp)	95	0.09%	134
40.	livebot-65-55-235-165.search.live.com_msnbot-media/1.0 (+http://search.msn.com/msnbot.htm)	94	0.09%	326
41.	134.67.99.199_lwp-trivial/1.35	91	0.09%	112
42.	lj611234.inktomisearch.com_Mozilla/5.0 (compatible; Yahoo! Slurp; http://help.yahoo.com/help/us/ysearch/slurp)	91	0.09%	99
43.	134.67.99.200_lwp-trivial/1.35	91	0.09%	116
44.	fj301018.inktomisearch.com_Mozilla/5.0 (compatible; Yahoo! Slurp; http://help.yahoo.com/help/us/ysearch/slurp)	89	0.08%	104
45.	lj611904.inktomisearch.com_Mozilla/5.0 (compatible; Yahoo! Slurp; http://help.yahoo.com/help/us/ysearch/slurp)	88	0.08%	95
46.	lm502000.inktomisearch.com_Mozilla/5.0 (compatible; Yahoo! Slurp; http://help.yahoo.com/help/us/ysearch/slurp)	88	0.08%	88
47.	198-76-172-91.cos.com_libwww-perl/5.805	88	0.08%	198
48.	fwbg2bibae01-vlan3501.woo_Mozilla/4.0 (compatible; MSIE 5.0; Windows 95) VoilaBot BETA 1.2 (http://www.voila.com/)	88	0.08%	126
49.	lj611830.inktomisearch.com_Mozilla/5.0 (compatible; Yahoo! Slurp; http://help.yahoo.com/help/us/ysearch/slurp)	86	0.08%	87
50.	lm502025.inktomisearch.com_Mozilla/5.0 (compatible; Yahoo! Slurp; http://help.yahoo.com/help/us/ysearch/slurp)	85	0.08%	86
51.	lj611156.inktomisearch.com_Mozilla/5.0 (compatible; Yahoo! Slurp; http://help.yahoo.com/help/us/ysearch/slurp)	84	0.08%	116
52.	livebot-65-55-213-109.search.live.com_msnbot-media/1.0 (+http://search.msn.com/msnbot.htm)	84	0.08%	1,583
53.	fj301014.inktomisearch.com_Mozilla/5.0 (compatible; Yahoo! Slurp; http://help.yahoo.com/help/us/ysearch/slurp)	83	0.08%	89
54.	lj611470.inktomisearch.com_Mozilla/5.0 (compatible; Yahoo! Slurp; http://help.yahoo.com/help/us/ysearch/slurp)	83	0.08%	91
55.	134.67.99.205_lwp-trivial/1.35	82	0.08%	111
56.	fj301012.inktomisearch.com_Mozilla/5.0 (compatible; Yahoo! Slurp; http://help.yahoo.com/help/us/ysearch/slurp)	82	0.08%	88

	Visitor	Visits	% Visits	Hits
57.	lj611403.inktomisearch.com_Mozilla/5.0 (compatible; Yahoo! Slurp; http://help.yahoo.com/help/us/ysearch/slurp)	82	0.08%	92
58.	rrcs-67-52-240-126.west.biz.rr.com_Mozilla/4.0 (compatible; MSIE 6.0; Windows NT; MS Search 4.0 Robot)	80	0.07%	1,237
59.	lj612305.inktomisearch.com_Mozilla/5.0 (compatible; Yahoo! Slurp; http://help.yahoo.com/help/us/ysearch/slurp)	80	0.07%	84
60.	lj612031.inktomisearch.com_Mozilla/5.0 (compatible; Yahoo! Slurp; http://help.yahoo.com/help/us/ysearch/slurp)	79	0.07%	116
61.	lm502036.inktomisearch.com_Mozilla/5.0 (compatible; Yahoo! Slurp; http://help.yahoo.com/help/us/ysearch/slurp)	79	0.07%	97
62.	82.9f.5646.static.theplanet.com_Factbot 1.09 (see http://www.factbites.com/webmasters.php)	79	0.07%	123
63.	fj301005.inktomisearch.com_Mozilla/5.0 (compatible; Yahoo! Slurp; http://help.yahoo.com/help/us/ysearch/slurp)	79	0.07%	79
64.	crawl-66-249-72-38.googlebot.com_Mozilla/5.0 (compatible; Googlebot/2.1; +http://www.google.com/bot.html)	79	0.07%	3,462
65.	lj611086.inktomisearch.com_Mozilla/5.0 (compatible; Yahoo! Slurp; http://help.yahoo.com/help/us/ysearch/slurp)	79	0.07%	93
66.	lm502024.inktomisearch.com_Mozilla/5.0 (compatible; Yahoo! Slurp; http://help.yahoo.com/help/us/ysearch/slurp)	78	0.07%	85
67.	134.67.99.162_NLESE USEPA	78	0.07%	5,532
68.	lj611181.inktomisearch.com_Mozilla/5.0 (compatible; Yahoo! Slurp; http://help.yahoo.com/help/us/ysearch/slurp)	78	0.07%	86
69.	134.67.34.12_Mozilla/4.0 (compatible; MSIE 6.0; Windows NT 5.1; SV1)	77	0.07%	425
70.	lj612065.inktomisearch.com_Mozilla/5.0 (compatible; Yahoo! Slurp; http://help.yahoo.com/help/us/ysearch/slurp)	77	0.07%	83
71.	lj611525.inktomisearch.com_Mozilla/5.0 (compatible; Yahoo! Slurp; http://help.yahoo.com/help/us/ysearch/slurp)	77	0.07%	85
72.	lj612117.inktomisearch.com_Mozilla/5.0 (compatible; Yahoo! Slurp; http://help.yahoo.com/help/us/ysearch/slurp)	75	0.07%	76
73.	lj602282.inktomisearch.com_Mozilla/5.0 (compatible; Yahoo! Slurp; http://help.yahoo.com/help/us/ysearch/slurp)	74	0.07%	81

	Visitor	Visits	% Visits	Hits
74.	lj612116.inktomisearch.com_Mozilla/5.0 (compatible; Yahoo! Slurp; http://help.yahoo.com/help/us/ysearch/slurp)	73	0.07%	80
75.	lj612001.inktomisearch.com_Mozilla/5.0 (compatible; Yahoo! Slurp; http://help.yahoo.com/help/us/ysearch/slurp)	73	0.07%	75
76.	lj611378.inktomisearch.com_Mozilla/5.0 (compatible; Yahoo! Slurp; http://help.yahoo.com/help/us/ysearch/slurp)	73	0.07%	82
77.	lj602283.inktomisearch.com_Mozilla/5.0 (compatible; Yahoo! Slurp; http://help.yahoo.com/help/us/ysearch/slurp)	72	0.07%	115
78.	lj611359.inktomisearch.com_Mozilla/5.0 (compatible; Yahoo! Slurp; http://help.yahoo.com/help/us/ysearch/slurp)	72	0.07%	79
79.	lj611772.inktomisearch.com_Mozilla/5.0 (compatible; Yahoo! Slurp; http://help.yahoo.com/help/us/ysearch/slurp)	72	0.07%	78
80.	lj611605.inktomisearch.com_Mozilla/5.0 (compatible; Yahoo! Slurp; http://help.yahoo.com/help/us/ysearch/slurp)	72	0.07%	78
81.	161.80.46.184_Mozilla/4.0 (compatible; MSIE 6.0; Windows NT 5.1; SV1; .NET CLR 1.1.4322; .NET CLR 2.0.50727; InfoPath.1)	72	0.07%	184
82.	lj611863.inktomisearch.com_Mozilla/5.0 (compatible; Yahoo! Slurp; http://help.yahoo.com/help/us/ysearch/slurp)	71	0.07%	76
83.	lj612092.inktomisearch.com_Mozilla/5.0 (compatible; Yahoo! Slurp; http://help.yahoo.com/help/us/ysearch/slurp)	70	0.07%	75
84.	lj611985.inktomisearch.com_Mozilla/5.0 (compatible; Yahoo! Slurp; http://help.yahoo.com/help/us/ysearch/slurp)	70	0.07%	109
85.	fj301016.inktomisearch.com_Mozilla/5.0 (compatible; Yahoo! Slurp; http://help.yahoo.com/help/us/ysearch/slurp)	69	0.06%	99
86.	lj611415.inktomisearch.com_Mozilla/5.0 (compatible; Yahoo! Slurp; http://help.yahoo.com/help/us/ysearch/slurp)	69	0.06%	78
87.	fj5026.inktomisearch.com_Mozilla/5.0 (compatible; Yahoo! Slurp; http://help.yahoo.com/help/us/ysearch/slurp)	69	0.06%	79
88.	lj602296.inktomisearch.com_Mozilla/5.0 (compatible; Yahoo! Slurp; http://help.yahoo.com/help/us/ysearch/slurp)	69	0.06%	82
89.	lj611314.inktomisearch.com_Mozilla/5.0 (compatible; Yahoo! Slurp; http://help.yahoo.com/help/us/ysearch/slurp)	68	0.06%	72

	Visitor	Visits	% Visits	Hits
90.	lj612264.inktomisearch.com_Mozilla/5.0 (compatible; Yahoo! Slurp; http://help.yahoo.com/help/us/ysearch/slurp)	68	0.06%	103
91.	lj602353.inktomisearch.com_Mozilla/5.0 (compatible; Yahoo! Slurp; http://help.yahoo.com/help/us/ysearch/slurp)	68	0.06%	86
92.	lj602269.inktomisearch.com_Mozilla/5.0 (compatible; Yahoo! Slurp; http://help.yahoo.com/help/us/ysearch/slurp)	67	0.06%	79
93.	lj611877.inktomisearch.com_Mozilla/5.0 (compatible; Yahoo! Slurp; http://help.yahoo.com/help/us/ysearch/slurp)	67	0.06%	70
94.	lm502037.inktomisearch.com_Mozilla/5.0 (compatible; Yahoo! Slurp; http://help.yahoo.com/help/us/ysearch/slurp)	67	0.06%	67
95.	161.80.46.124_Mozilla/4.0 (compatible; MSIE 6.0; Windows NT 5.1; SV1; .NET CLR 1.1.4322; .NET CLR 2.0.50727)	66	0.06%	491
96.	lj611402.inktomisearch.com_Mozilla/5.0 (compatible; Yahoo! Slurp; http://help.yahoo.com/help/us/ysearch/slurp)	66	0.06%	71
97.	lj612125.inktomisearch.com_Mozilla/5.0 (compatible; Yahoo! Slurp; http://help.yahoo.com/help/us/ysearch/slurp)	65	0.06%	109
98.	lm502005.inktomisearch.com_Mozilla/5.0 (compatible; Yahoo! Slurp; http://help.yahoo.com/help/us/ysearch/slurp)	65	0.06%	80
99.	lm502033.inktomisearch.com_Mozilla/5.0 (compatible; Yahoo! Slurp; http://help.yahoo.com/help/us/ysearch/slurp)	65	0.06%	72
100.	lj611935.inktomisearch.com_Mozilla/5.0 (compatible; Yahoo! Slurp; http://help.yahoo.com/help/us/ysearch/slurp)	65	0.06%	68
101.	lj602231.inktomisearch.com_Mozilla/5.0 (compatible; Yahoo! Slurp; http://help.yahoo.com/help/us/ysearch/slurp)	64	0.06%	75
102.	lj611308.inktomisearch.com_Mozilla/5.0 (compatible; Yahoo! Slurp; http://help.yahoo.com/help/us/ysearch/slurp)	64	0.06%	74
103.	lj611476.inktomisearch.com_Mozilla/5.0 (compatible; Yahoo! Slurp; http://help.yahoo.com/help/us/ysearch/slurp)	64	0.06%	71
104.	lj611815.inktomisearch.com_Mozilla/5.0 (compatible; Yahoo! Slurp; http://help.yahoo.com/help/us/ysearch/slurp)	64	0.06%	69
105.	lj611396.inktomisearch.com_Mozilla/5.0 (compatible; Yahoo! Slurp; http://help.yahoo.com/help/us/ysearch/slurp)	64	0.06%	72
106.	138.23.167.190_Mozilla/4.0 (compatible; MSIE 6.0; Windows NT 5.1; SV1)	63	0.06%	140

	Visitor	Visits	% Visits	Hits
107.	lj611320.inktomisearch.com_Mozilla/5.0 (compatible; Yahoo! Slurp; http://help.yahoo.com/help/us/ysearch/slurp)	63	0.06%	67
108.	fj5002.inktomisearch.com_Mozilla/5.0 (compatible; Yahoo! Slurp; http://help.yahoo.com/help/us/ysearch/slurp)	63	0.06%	79
109.	fj5019.inktomisearch.com_Mozilla/5.0 (compatible; Yahoo! Slurp; http://help.yahoo.com/help/us/ysearch/slurp)	63	0.06%	70
110.	lj611065.inktomisearch.com_Mozilla/5.0 (compatible; Yahoo! Slurp; http://help.yahoo.com/help/us/ysearch/slurp)	62	0.06%	69
111.	lj612006.inktomisearch.com_Mozilla/5.0 (compatible; Yahoo! Slurp; http://help.yahoo.com/help/us/ysearch/slurp)	62	0.06%	67
112.	lj612049.inktomisearch.com_Mozilla/5.0 (compatible; Yahoo! Slurp; http://help.yahoo.com/help/us/ysearch/slurp)	62	0.06%	67
113.	fj5029.inktomisearch.com_Mozilla/5.0 (compatible; Yahoo! Slurp; http://help.yahoo.com/help/us/ysearch/slurp)	62	0.06%	71
114.	213-145-165-82.dd.nextgentel.com_Java/1.5.0_04	62	0.06%	167
115.	lj602256.inktomisearch.com_Mozilla/5.0 (compatible; Yahoo! Slurp; http://help.yahoo.com/help/us/ysearch/slurp)	62	0.06%	63
116.	lm502003.inktomisearch.com_Mozilla/5.0 (compatible; Yahoo! Slurp; http://help.yahoo.com/help/us/ysearch/slurp)	62	0.06%	82
117.	161.80.46.104_Mozilla/4.0 (compatible; MSIE 6.0; Windows NT 5.1; SV1; .NET CLR 1.1.4322; InfoPath.1; .NET CLR 2.0.50727)	61	0.06%	178
118.	lj611484.inktomisearch.com_Mozilla/5.0 (compatible; Yahoo! Slurp; http://help.yahoo.com/help/us/ysearch/slurp)	61	0.06%	90
119.	lj612087.inktomisearch.com_Mozilla/5.0 (compatible; Yahoo! Slurp; http://help.yahoo.com/help/us/ysearch/slurp)	61	0.06%	67
120.	lm502002.inktomisearch.com_Mozilla/5.0 (compatible; Yahoo! Slurp; http://help.yahoo.com/help/us/ysearch/slurp)	61	0.06%	62
121.	lj611460.inktomisearch.com_Mozilla/5.0 (compatible; Yahoo! Slurp; http://help.yahoo.com/help/us/ysearch/slurp)	60	0.06%	67
122.	lj611590.inktomisearch.com_Mozilla/5.0 (compatible; Yahoo! Slurp; http://help.yahoo.com/help/us/ysearch/slurp)	60	0.06%	62
123.	fj301013.inktomisearch.com_Mozilla/5.0 (compatible; Yahoo! Slurp; http://help.yahoo.com/help/us/ysearch/slurp)	60	0.06%	61

	Visitor	Visits	% Visits	Hits
124.	lj611395.inktomisearch.com_Mozilla/5.0 (compatible; Yahoo! Slurp; http://help.yahoo.com/help/us/ysearch/slurp)	59	0.06%	63
125.	lj612104.inktomisearch.com_Mozilla/5.0 (compatible; Yahoo! Slurp; http://help.yahoo.com/help/us/ysearch/slurp)	59	0.06%	60
126.	lj612519.inktomisearch.com_Mozilla/5.0 (compatible; Yahoo! Slurp; http://help.yahoo.com/help/us/ysearch/slurp)	59	0.06%	88
127.	lj611731.inktomisearch.com_Mozilla/5.0 (compatible; Yahoo! Slurp; http://help.yahoo.com/help/us/ysearch/slurp)	59	0.06%	70
128.	lj611703.inktomisearch.com_Mozilla/5.0 (compatible; Yahoo! Slurp; http://help.yahoo.com/help/us/ysearch/slurp)	59	0.06%	63
129.	fj5022.inktomisearch.com_Mozilla/5.0 (compatible; Yahoo! Slurp; http://help.yahoo.com/help/us/ysearch/slurp)	59	0.06%	90
130.	lj602219.inktomisearch.com_Mozilla/5.0 (compatible; Yahoo! Slurp; http://help.yahoo.com/help/us/ysearch/slurp)	58	0.05%	61
131.	lj612027.inktomisearch.com_Mozilla/5.0 (compatible; Yahoo! Slurp; http://help.yahoo.com/help/us/ysearch/slurp)	58	0.05%	61
132.	lj611586.inktomisearch.com_Mozilla/5.0 (compatible; Yahoo! Slurp; http://help.yahoo.com/help/us/ysearch/slurp)	58	0.05%	60
133.	lj611746.inktomisearch.com_Mozilla/5.0 (compatible; Yahoo! Slurp; http://help.yahoo.com/help/us/ysearch/slurp)	57	0.05%	64
134.	livebot-65-55-235-203.search.live.com_msnbot-media/1.0 (+http://search.msn.com/msnbot.htm)	57	0.05%	204
135.	prodweb.tpwd.state.tx.us_-	57	0.05%	67
136.	lj611379.inktomisearch.com_Mozilla/5.0 (compatible; Yahoo! Slurp; http://help.yahoo.com/help/us/ysearch/slurp)	57	0.05%	57
137.	lj611542.inktomisearch.com_Mozilla/5.0 (compatible; Yahoo! Slurp; http://help.yahoo.com/help/us/ysearch/slurp)	57	0.05%	81
138.	161.80.46.165_Mozilla/4.0 (compatible; MSIE 6.0; Windows NT 5.1; SV1; .NET CLR 1.1.4322; .NET CLR 2.0.50727)	57	0.05%	245
139.	lj612004.inktomisearch.com_Mozilla/5.0 (compatible; Yahoo! Slurp; http://help.yahoo.com/help/us/ysearch/slurp)	57	0.05%	62
140.	lj611512.inktomisearch.com_Mozilla/5.0 (compatible; Yahoo! Slurp; http://help.yahoo.com/help/us/ysearch/slurp)	57	0.05%	70

	Visitor	Visits	% Visits	Hits
■ 141.	lj611125.inktomisearch.com_Mozilla/5.0 (compatible; Yahoo! Slurp; http://help.yahoo.com/help/us/ysearch/slurp)	56	0.05%	96
■ 142.	lj611077.inktomisearch.com_Mozilla/5.0 (compatible; Yahoo! Slurp; http://help.yahoo.com/help/us/ysearch/slurp)	56	0.05%	59
■ 143.	lj611561.inktomisearch.com_Mozilla/5.0 (compatible; Yahoo! Slurp; http://help.yahoo.com/help/us/ysearch/slurp)	56	0.05%	60
■ 144.	lj612514.inktomisearch.com_Mozilla/5.0 (compatible; Yahoo! Slurp; http://help.yahoo.com/help/us/ysearch/slurp)	56	0.05%	62
■ 145.	dj501008.inktomisearch.com_Mozilla/5.0 (compatible; Yahoo! DE Slurp; http://help.yahoo.com/help/us/ysearch/slurp)	56	0.05%	112
■ 146.	lj612296.inktomisearch.com_Mozilla/5.0 (compatible; Yahoo! Slurp; http://help.yahoo.com/help/us/ysearch/slurp)	56	0.05%	59
■ 147.	lj602327.inktomisearch.com_Mozilla/5.0 (compatible; Yahoo! Slurp; http://help.yahoo.com/help/us/ysearch/slurp)	56	0.05%	57
■ 148.	lj612283.inktomisearch.com_Mozilla/5.0 (compatible; Yahoo! Slurp; http://help.yahoo.com/help/us/ysearch/slurp)	56	0.05%	59
■ 149.	pc056722.engr.uidaho.edu_Mozilla/4.0 (compatible; MSIE 6.0; Windows NT 5.1; SV1; .NET CLR 1.1.4322)	55	0.05%	273
■ 150.	lm502034.inktomisearch.com_Mozilla/5.0 (compatible; Yahoo! Slurp; http://help.yahoo.com/help/us/ysearch/slurp)	55	0.05%	70
■ 151.	lj612043.inktomisearch.com_Mozilla/5.0 (compatible; Yahoo! Slurp; http://help.yahoo.com/help/us/ysearch/slurp)	55	0.05%	59
■ 152.	lj612141.inktomisearch.com_Mozilla/5.0 (compatible; Yahoo! Slurp; http://help.yahoo.com/help/us/ysearch/slurp)	55	0.05%	59
■ 153.	dj101006.inktomisearch.com_Mozilla/5.0 (compatible; Yahoo! DE Slurp; http://help.yahoo.com/help/us/ysearch/slurp)	54	0.05%	108
■ 154.	lj612282.inktomisearch.com_Mozilla/5.0 (compatible; Yahoo! Slurp; http://help.yahoo.com/help/us/ysearch/slurp)	54	0.05%	88
■ 155.	lj602320.inktomisearch.com_Mozilla/5.0 (compatible; Yahoo! Slurp; http://help.yahoo.com/help/us/ysearch/slurp)	54	0.05%	61
■ 156.	220.181.19.173_sogou spider	54	0.05%	132
■ 157.	lj611142.inktomisearch.com_Mozilla/5.0 (compatible; Yahoo! Slurp; http://help.yahoo.com/help/us/ysearch/slurp)	54	0.05%	56

	Visitor	Visits	% Visits	Hits
158.	lj611795.inktomisearch.com_Mozilla/5.0 (compatible; Yahoo! Slurp; http://help.yahoo.com/help/us/ysearch/slurp)	54	0.05%	57
159.	ns2.outboundrequest.com_POE-Component-Client-HTTP/0.654 (perl; N; POE; en; rv:0.650000)	54	0.05%	67
160.	lj611533.inktomisearch.com_Mozilla/5.0 (compatible; Yahoo! Slurp; http://help.yahoo.com/help/us/ysearch/slurp)	54	0.05%	56
161.	lj602355.inktomisearch.com_Mozilla/5.0 (compatible; Yahoo! Slurp; http://help.yahoo.com/help/us/ysearch/slurp)	54	0.05%	56
162.	lj612127.inktomisearch.com_Mozilla/5.0 (compatible; Yahoo! Slurp; http://help.yahoo.com/help/us/ysearch/slurp)	54	0.05%	58
163.	lj611571.inktomisearch.com_Mozilla/5.0 (compatible; Yahoo! Slurp; http://help.yahoo.com/help/us/ysearch/slurp)	53	0.05%	56
164.	lj612318.inktomisearch.com_Mozilla/5.0 (compatible; Yahoo! Slurp; http://help.yahoo.com/help/us/ysearch/slurp)	53	0.05%	58
165.	lj611165.inktomisearch.com_Mozilla/5.0 (compatible; Yahoo! Slurp; http://help.yahoo.com/help/us/ysearch/slurp)	53	0.05%	54
166.	lj612279.inktomisearch.com_Mozilla/5.0 (compatible; Yahoo! Slurp; http://help.yahoo.com/help/us/ysearch/slurp)	53	0.05%	56
167.	lj611110.inktomisearch.com_Mozilla/5.0 (compatible; Yahoo! Slurp; http://help.yahoo.com/help/us/ysearch/slurp)	53	0.05%	67
168.	fj301020.inktomisearch.com_Mozilla/5.0 (compatible; Yahoo! Slurp; http://help.yahoo.com/help/us/ysearch/slurp)	53	0.05%	56
169.	lj611702.inktomisearch.com_Mozilla/5.0 (compatible; Yahoo! Slurp; http://help.yahoo.com/help/us/ysearch/slurp)	53	0.05%	59
170.	dj101005.inktomisearch.com_Mozilla/5.0 (compatible; Yahoo! DE Slurp; http://help.yahoo.com/help/us/ysearch/slurp)	52	0.05%	104
171.	lj602248.inktomisearch.com_Mozilla/5.0 (compatible; Yahoo! Slurp; http://help.yahoo.com/help/us/ysearch/slurp)	52	0.05%	53
172.	lj602223.inktomisearch.com_Mozilla/5.0 (compatible; Yahoo! Slurp; http://help.yahoo.com/help/us/ysearch/slurp)	52	0.05%	85
173.	lj611387.inktomisearch.com_Mozilla/5.0 (compatible; Yahoo! Slurp; http://help.yahoo.com/help/us/ysearch/slurp)	52	0.05%	55
174.	lj612115.inktomisearch.com_Mozilla/5.0 (compatible; Yahoo! Slurp; http://help.yahoo.com/help/us/ysearch/slurp)	52	0.05%	64

	Visitor	Visits	% Visits	Hits
175.	lj611803.inktomisearch.com_Mozilla/5.0 (compatible; Yahoo! Slurp; http://help.yahoo.com/help/us/ysearch/slurp)	52	0.05%	52
176.	lj612278.inktomisearch.com_Mozilla/5.0 (compatible; Yahoo! Slurp; http://help.yahoo.com/help/us/ysearch/slurp)	52	0.05%	53
177.	fj5018.inktomisearch.com_Mozilla/5.0 (compatible; Yahoo! Slurp; http://help.yahoo.com/help/us/ysearch/slurp)	52	0.05%	53
178.	lj611367.inktomisearch.com_Mozilla/5.0 (compatible; Yahoo! Slurp; http://help.yahoo.com/help/us/ysearch/slurp)	51	0.05%	64
179.	lj611747.inktomisearch.com_Mozilla/5.0 (compatible; Yahoo! Slurp; http://help.yahoo.com/help/us/ysearch/slurp)	51	0.05%	54
180.	241-70.127-70.tampabay.res.rr.com_Mozilla/5.0 (Windows; U; Windows NT 5.1; en-US; rv:1.8.0.7) Gecko/20060909 Firefox/1.5.0.7	51	0.05%	54
181.	fj5004.inktomisearch.com_Mozilla/5.0 (compatible; Yahoo! Slurp; http://help.yahoo.com/help/us/ysearch/slurp)	51	0.05%	52
182.	fj301024.inktomisearch.com_Mozilla/5.0 (compatible; Yahoo! Slurp; http://help.yahoo.com/help/us/ysearch/slurp)	51	0.05%	51
183.	lj611358.inktomisearch.com_Mozilla/5.0 (compatible; Yahoo! Slurp; http://help.yahoo.com/help/us/ysearch/slurp)	51	0.05%	52
184.	lj611081.inktomisearch.com_Mozilla/5.0 (compatible; Yahoo! Slurp; http://help.yahoo.com/help/us/ysearch/slurp)	51	0.05%	55
185.	lj611777.inktomisearch.com_Mozilla/5.0 (compatible; Yahoo! Slurp; http://help.yahoo.com/help/us/ysearch/slurp)	51	0.05%	51
186.	lj602315.inktomisearch.com_Mozilla/5.0 (compatible; Yahoo! Slurp; http://help.yahoo.com/help/us/ysearch/slurp)	51	0.05%	77
187.	lj602272.inktomisearch.com_Mozilla/5.0 (compatible; Yahoo! Slurp; http://help.yahoo.com/help/us/ysearch/slurp)	51	0.05%	87
188.	lj602221.inktomisearch.com_Mozilla/5.0 (compatible; Yahoo! Slurp; http://help.yahoo.com/help/us/ysearch/slurp)	51	0.05%	52
189.	lj611699.inktomisearch.com_Mozilla/5.0 (compatible; Yahoo! Slurp; http://help.yahoo.com/help/us/ysearch/slurp)	50	0.05%	50
190.	lj611184.inktomisearch.com_Mozilla/5.0 (compatible; Yahoo! Slurp; http://help.yahoo.com/help/us/ysearch/slurp)	50	0.05%	51

	Visitor	Visits	% Visits	Hits
191.	lj612208.inktomisearch.com_Mozilla/5.0 (compatible; Yahoo! Slurp; http://help.yahoo.com/help/us/ysearch/slurp)	50	0.05%	51
192.	lj612322.inktomisearch.com_Mozilla/5.0 (compatible; Yahoo! Slurp; http://help.yahoo.com/help/us/ysearch/slurp)	50	0.05%	61
193.	bolide.dpc.ucar.edu_www.dlese.org,support@dlese.org	50	0.05%	65
194.	lj611825.inktomisearch.com_Mozilla/5.0 (compatible; Yahoo! Slurp; http://help.yahoo.com/help/us/ysearch/slurp)	50	0.05%	57
195.	lj612062.inktomisearch.com_Mozilla/5.0 (compatible; Yahoo! Slurp; http://help.yahoo.com/help/us/ysearch/slurp)	49	0.05%	52
196.	lj611814.inktomisearch.com_Mozilla/5.0 (compatible; Yahoo! Slurp; http://help.yahoo.com/help/us/ysearch/slurp)	49	0.05%	50
197.	lj611407.inktomisearch.com_Mozilla/5.0 (compatible; Yahoo! Slurp; http://help.yahoo.com/help/us/ysearch/slurp)	49	0.05%	51
198.	lj611185.inktomisearch.com_Mozilla/5.0 (compatible; Yahoo! Slurp; http://help.yahoo.com/help/us/ysearch/slurp)	49	0.05%	57
199.	lj602239.inktomisearch.com_Mozilla/5.0 (compatible; Yahoo! Slurp; http://help.yahoo.com/help/us/ysearch/slurp)	49	0.05%	79
200.	livebot-64-4-8-100.search.live.com_msnbot/1.0 (+http://search.msn.com/msnbot.htm)	49	0.05%	96
	Other	90,354	84.62%	285,374
	Total	106,773	100.00%	326,545

items 1-200 of 200

Top Visitors - Help Card



Column Definitions

Visitor

The IP address, domain name, or cookie of the visitor.

Visits

Number of times the specified visitor visited your site. A visit is a series of actions that begins when a visitor views their first page from the server, and ends when the visitor leaves the site or remains idle beyond the idle-time limit. The default idle-time limit is thirty minutes. This time limit can be changed by the system administrator.

Hits

Number of hits attributed to the specified visitor. Each file requested by a visitor registers as a hit. There can be several hits on each page. While the volume of hits reflects the amount of server traffic, it is not an accurate reflection of the number of pages viewed.



Report Descriptions

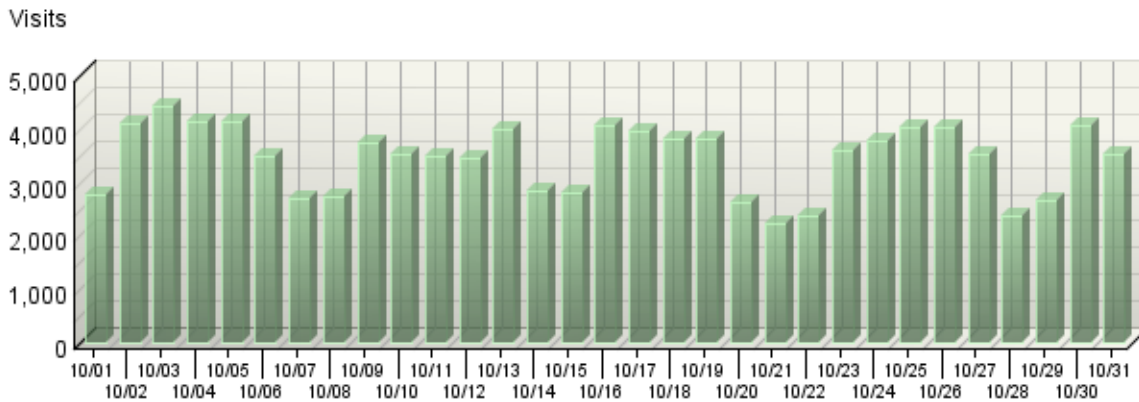
Consider the visitors who use the site most, and tailor your site to their interests and needs. If your site is an intranet, notice which employees use the site most, and find out what they like about it. You might also get feedback from those who use it the least and find out what they are looking for.

Note: If a visitor has a dynamic IP address, or if a group of visitors are behind a proxy server or firewall, this data might be misleading. In the case of a dynamic IP address, multiple IP addresses could be shown for a single visitor, and in the case of a firewall or proxy server, one IP address could be used by more than one visitor.

New vs. Return Visits

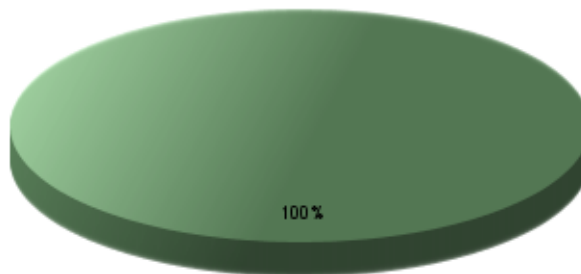
This report compares the number of visits by new and returning visitors to your site.

New vs. Return Visits Trend



New vs. Return Visits

Visits



■ Returning Visitors

New vs. Return Visits

Visitor Type	Visits	% Visits
■ Returning Visitors	106,773	100.00%
Total	106,773	100.00%

items 1-1 of 1

New vs. Return Visits - Help Card



Column Definitions

New Visitors

Visitors whose visit starts without any cookie information but acquires a cookie (or multiple cookies) during the visit. For single-page visits there is no way (without the use of SmartSource Data Collection) to distinguish a new visitor from a visitor that does not accept cookies. As a result these visits are categorized as Visitors Not Accepting Cookies.

Returning Visitors

Visitors who already had a cookie from your site when they visited.

Visitors Not Accepting Cookies

Visitors not accepting cookies from your site. There is no way to determine if these visitors are new or returning. Note that Express Analysis does not report on this information.

Visits

Number of visits by visitors who fit into the specified visitor category. A visit is a series of actions that begins when a visitor views their first page from the server, and ends when the visitor leaves the site or remains idle beyond the idle-time limit. The default idle-time limit is thirty minutes. This time limit can be changed by the system administrator.

%

Percentage of visitors who fit into the specified visitor category.



Report Descriptions

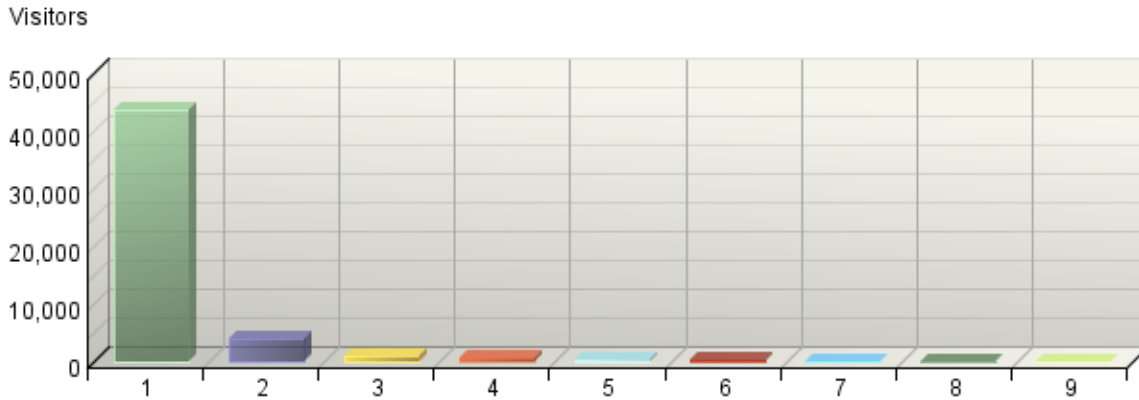
By tracking the ratio between new and return visits over a period of time, you can determine if your site is attracting enough returning visitors.

Note: This report uses only cookies to determine whether a visitor is new or returning. This information cannot therefore be correlated to visitor counts obtained using IP tracking. For example, when a visitor goes to a site that has session-based cookies but no permanent cookies, they will receive a cookie on their second hit and be labeled a new visitor. If they close their browser, wait an hour, and go back to the same site, they will have no cookies on their first hit (since the cookie they got previously was session-based) and will once again be issued a cookie on their second hit. If the site's logs are analyzed using the IP tracking method, the result is 1 unique visitor (determined using IP tracking), but 2 visits and 2 new or first-time visitors (determined using cookies).

Visitors by Number of Visits

This report shows the distribution of visitors based on how many times each visitor visited your site.

Visitors by Number of Visits



Visitors by Number of Visits

Number of Visits	Visitors	% Visitors
1 visit	43,806	84.50%
2 visits	4,078	7.87%
3 visits	1,151	2.22%
4 visits	512	0.99%
5 visits	274	0.53%
6 visits	205	0.40%
7 visits	141	0.27%
8 visits	116	0.22%
9 visits	99	0.19%
Other	1,457	2.81%
Total	51,839	100.00%

items 1-9 of 9

Visitors by Number of Visits - Help Card



Column Definitions

Number of Visits

The number of visits by each visitor during the period of the report.

Visitors

Number of individuals who came to your site the amount of times specified in the Number of Visits column.

%

Percentage of visitors who came to your site the amount of times specified in the Number of Visits column.



Report Descriptions

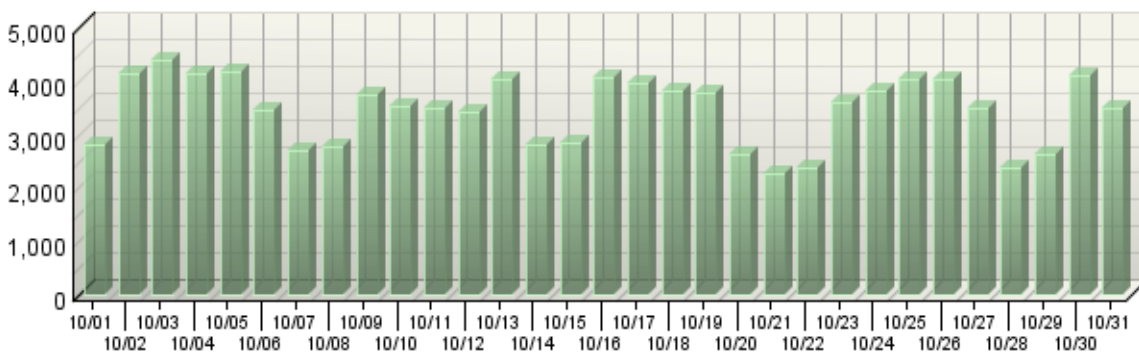
This information can indicate whether or not your site compels visitors to return. Updating web site content is one way to draw return visitors.

Visitors Trend

This report shows how many times visitors visited your web site and how long they stayed. The information is divided into time slices based on the duration of the log file. Some visits may span more than one time interval, and will be counted in each interval where they appear. The sum of visits for all intervals may therefore exceed the total visits shown in the Overview Dashboard page.

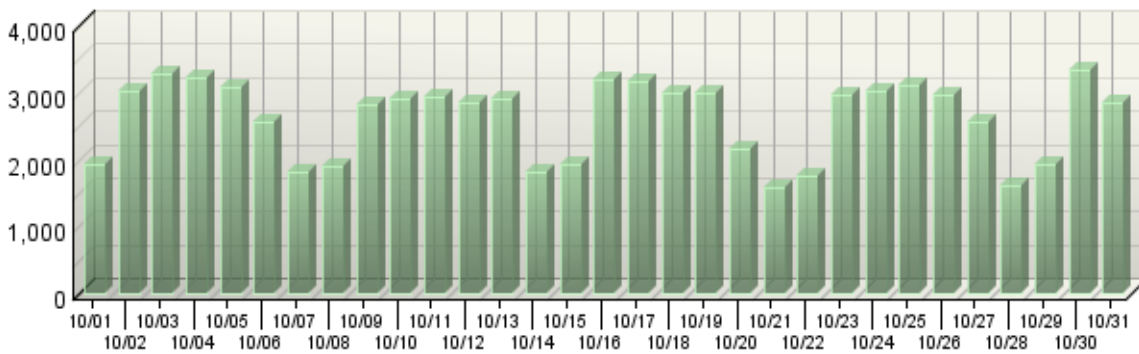
Active Visits Trend

Active Visits



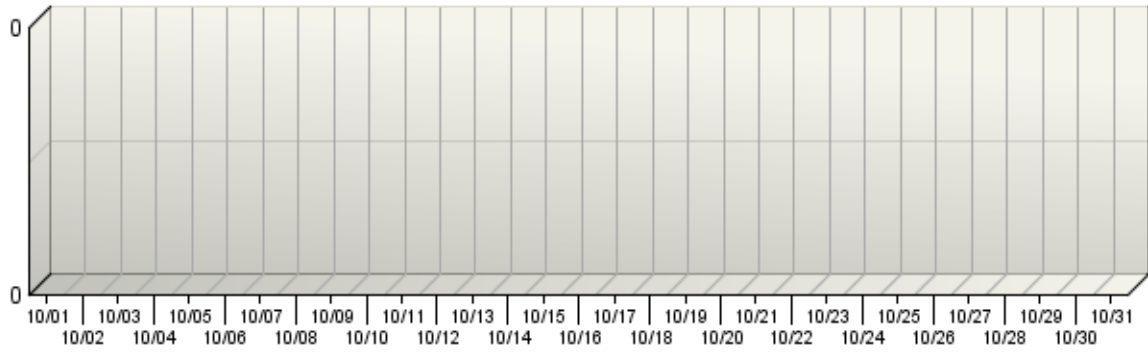
Visitors Trend

Visitors



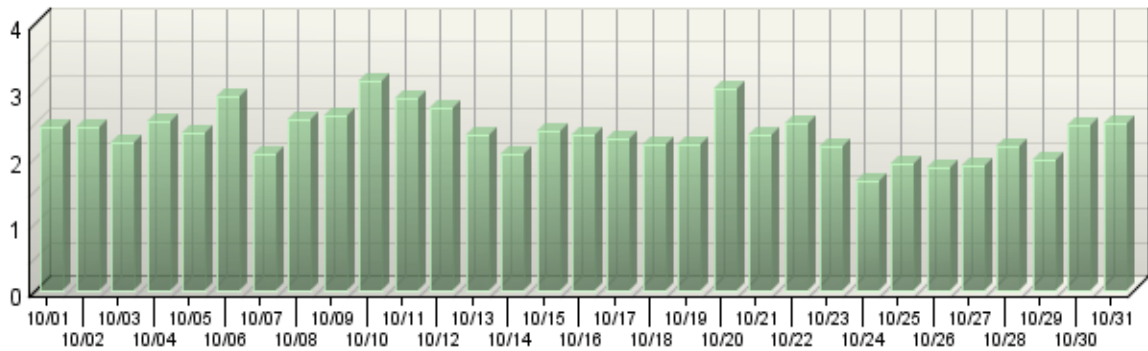
New Visitors Trend

New Visitors



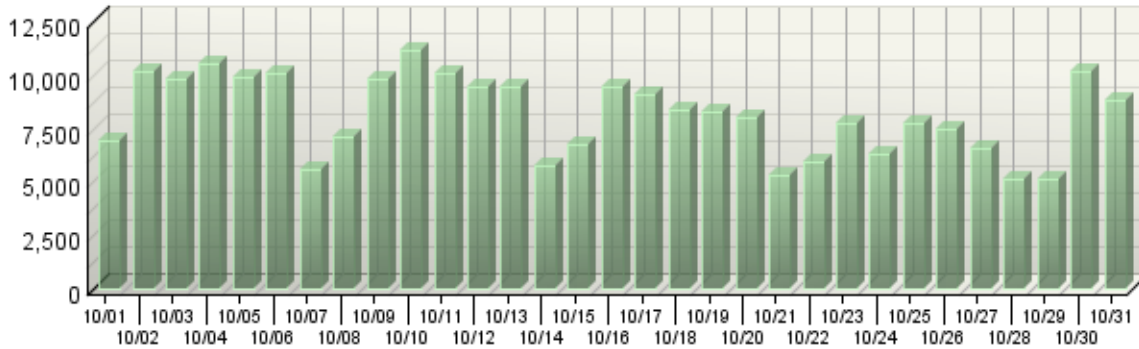
Average Length of Visit Trend

Average Visit Duration



Visitor Minutes Trend

Visitor Minutes



Visitors Trend

Day	Active Visits	Visitors	New Visitors
10/01	2,816	1,931	0
10/02	4,123	3,029	0
10/03	4,403	3,269	0
10/04	4,150	3,216	0
10/05	4,176	3,080	0
10/06	3,449	2,549	0
10/07	2,700	1,799	0
10/08	2,772	1,911	0
10/09	3,732	2,831	0
10/10	3,528	2,896	0
10/11	3,503	2,935	0
10/12	3,435	2,836	0
10/13	4,044	2,899	0
10/14	2,795	1,825	0
10/15	2,832	1,933	0
10/16	4,062	3,184	0
10/17	3,969	3,168	0
10/18	3,806	3,004	0
10/19	3,790	2,993	0
10/20	2,634	2,151	0
10/21	2,252	1,582	0
10/22	2,368	1,762	0
10/23	3,600	2,967	0
10/24	3,801	3,035	0

Day	Active Visits	Visitors	New Visitors
10/25	4,027	3,096	0
10/26	4,017	2,969	0
10/27	3,506	2,556	0
10/28	2,373	1,617	0
10/29	2,632	1,918	0
10/30	4,095	3,346	0
10/31	3,482	2,854	0
Average	3,447	2,617	0
Total	-	-	0

items 1-31 of 31

Visitors Trend

Day	Average Visit Duration	Visitor Minutes
10/01	00:02:27	6,940.58
10/02	00:02:27	10,129.55
10/03	00:02:13	9,785.37
10/04	00:02:32	10,516.98
10/05	00:02:22	9,909.47
10/06	00:02:54	10,047.43
10/07	00:02:03	5,561.47
10/08	00:02:33	7,071.97
10/09	00:02:37	9,817.3
10/10	00:03:08	11,108.2
10/11	00:02:53	10,115.7
10/12	00:02:44	9,433.82
10/13	00:02:20	9,458.97
10/14	00:02:03	5,738.13
10/15	00:02:23	6,788.78
10/16	00:02:19	9,444.68
10/17	00:02:17	9,104.98
10/18	00:02:11	8,341.53
10/19	00:02:11	8,305.92
10/20	00:03:01	7,978.08
10/21	00:02:20	5,280.28
10/22	00:02:30	5,932.57
10/23	00:02:09	7,745.73
10/24	00:01:39	6,310.12
10/25	00:01:54	7,707.4
10/26	00:01:51	7,466.27

Day	Average Visit Duration	Visitor Minutes
10/27	00:01:52	6,598.58
10/28	00:02:10	5,153.23
10/29	00:01:57	5,147.68
10/30	00:02:29	10,177.67
10/31	00:02:31	8,786.03
Average	-	8,125.95
Total	-	251,904.48

items 1-31 of 31

Visitors Trend - Help Card



Column Definitions

Time Interval (hour, day, etc.)

A one-year report displays monthly time increments. A one-quarter report displays weekly time increments. A one-month report or a one-week report displays daily time increments. A daily report displays hourly time increments. An hour-long interval marked 12:00, for example, includes all activity between 12:00 and 12:59.

Active Visits

Number of active visits to your web site. If a visit spans multiple time intervals, it is counted in each interval. Every visit from a visitor is counted, even if the same visitor came to your web site multiple times. Also included are zero-length visits. A zero-length visit occurs when all hits for that visit are logged with the exact same time stamp.

Visitors

Number of individuals who visited your site during the report interval. For a daily report, if someone visits more than once, that person is counted only the first time he or she visits. Values of "-" indicate that the detailed data required is not available. This situation occurs when the Top Visitors report has reached its configured limit or when reports for the corresponding period are turned off. For non-daily reports, the visitor measure total is "-" since the same visitor can be counted in multiple intervals.

New Visitors

Number of visitors who had never visited your web site before.

Average Visit Duration

The average amount of time visitors spent at your site within the given time interval. The data is formatted as hh:mm:ss (hours:minutes:seconds). The average visit duration is calculated by dividing the value from the Visitor Minutes column by the value from the Active Visits column.

Visitor Minutes

Number of minutes your web site was viewed, regardless of who was viewing it.



Report Descriptions

Use this page to determine which times your web site is busiest.

Daily averages cut off visits that continue into the next day, whereas weekly averages do not. Therefore, weekly averages may appear a bit longer than daily averages.

Total - The total for the column. Visits may span more than one time interval and are counted for each hour in this report. We therefore do not provide a total, which would be misleading.

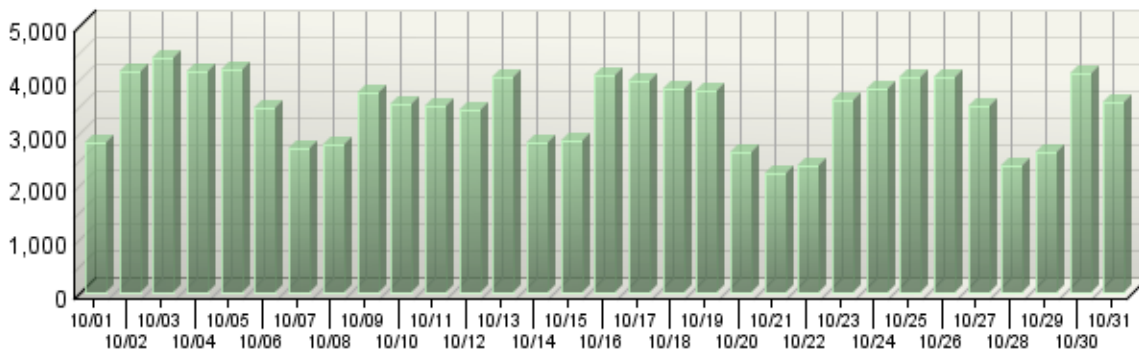
Average - This row gives the average for each column.

Visits Trend

This report shows how the number of visits to your site changes over the course of the report period.

Visits Trend

Visits



Visits Trend

Day	Visits	% Visits
10/01	2,816	2.64%
10/02	4,119	3.86%
10/03	4,399	4.12%
10/04	4,147	3.88%
10/05	4,174	3.91%
10/06	3,445	3.22%
10/07	2,697	2.52%
10/08	2,768	2.59%
10/09	3,727	3.49%
10/10	3,522	3.30%
10/11	3,501	3.28%
10/12	3,431	3.21%
10/13	4,042	3.78%
10/14	2,792	2.61%
10/15	2,829	2.65%
10/16	4,056	3.80%
10/17	3,965	3.71%
10/18	3,802	3.56%
10/19	3,786	3.54%

Day	Visits	% Visits
10/20	2,630	2.46%
10/21	2,248	2.10%
10/22	2,367	2.22%
10/23	3,598	3.37%
10/24	3,800	3.56%
10/25	4,026	3.77%
10/26	4,013	3.76%
10/27	3,503	3.28%
10/28	2,369	2.22%
10/29	2,627	2.46%
10/30	4,095	3.83%
10/31	3,545	3.32%
Total	106,839	100.00%

items 1-31 of 31

Visits Trend - Help Card



Column Definitions

Time Interval (hour, day, etc.)

A one-year report displays monthly time increments. A one-quarter report displays weekly time increments. A one-month report or a one-week report displays daily time increments. A daily report displays hourly time increments. An hour-long interval marked 12:00, for example, includes all activity between 12:00 and 12:59.

Visits

Number of visits to your site during the specified time interval. A visit is a series of actions that begins when a visitor views their first page from the server, and ends when the visitor leaves the site or remains idle beyond the idle-time limit. The default idle-time limit is thirty minutes. This time limit can be changed by the system administrator.

%

Percentage of visits to your site during the specified time interval compared with all visits to your site during the report period.



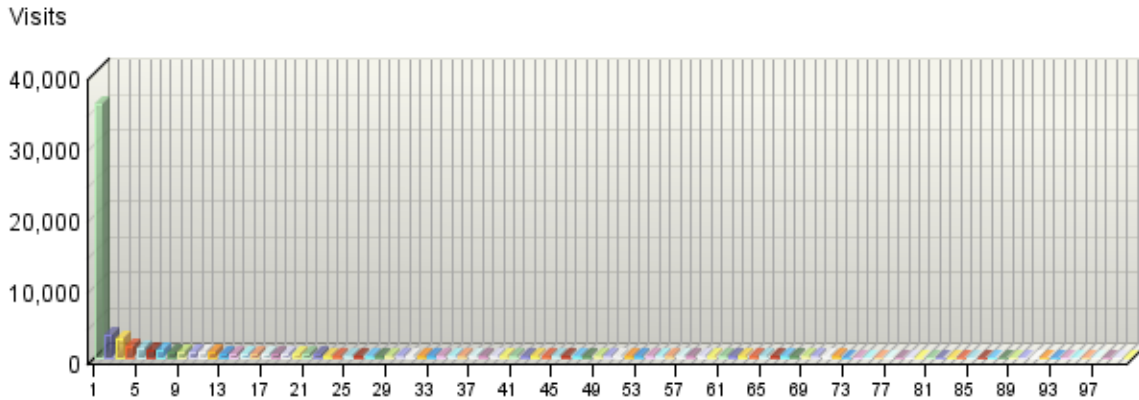
Report Descriptions

Periods of less activity can be considered good times for maintenance and content improvement.

Organizations

If you have enabled the WebTrends GeoTrends Database for this profile, this page will list the most active companies and other organizations visiting your web site.

Organizations



Organizations

	Organization Domain Name	Visits	% Visits	Hits
■ 1.	American Registry for Internet Numbers	35,669	33.39%	51,603
	inktomisearch.com	33,078	30.96%	37,581
	sbcglobal.net	495	0.46%	1,651
	rr.com	469	0.44%	1,238
	Unresolved IP Address	275	0.26%	2,209
	verizon.net	262	0.25%	737
	cox.net	154	0.14%	373
	bellsouth.net	148	0.14%	330
	insightbb.com	145	0.14%	549
	rogers.com	102	0.10%	363
	frontiernet.net	55	0.05%	120
	comcastbusiness.net	44	0.04%	122
	theplanet.com	38	0.04%	55
	embarqhsd.net	25	0.02%	61
	layeredtech.com	23	0.02%	45
	accelovation.com	23	0.02%	5,170
	hawaiiantel.net	22	0.02%	80
	centurytel.net	17	0.02%	33

	Organization Domain Name	Visits	% Visits	Hits
	dsl.bell.ca	16	0.01%	35
	swbell.net	16	0.01%	23
	comcast.net	15	0.01%	22
■ 2.	Yahoo	3,310	3.10%	8,018
	inktomisearch.com	3,112	2.91%	3,888
	Unresolved IP Address	135	0.13%	292
	yahoo.com	63	0.06%	3,838
■ 3.	U.S. Environmental Protection Agency	2,831	2.65%	17,011
	Unresolved IP Address	2,665	2.49%	16,515
	epa.gov	166	0.16%	496
■ 4.	Verizon Trademark Services LLC	1,744	1.63%	5,505
	verizon.net	559	0.52%	1,855
	comcast.net	422	0.39%	1,284
	Unresolved IP Address	214	0.20%	738
	qwest.net	165	0.15%	636
	rr.com	130	0.12%	297
	pacbell.net	77	0.07%	188
	sbcglobal.net	70	0.07%	204
	charter.com	52	0.05%	161
	embarqhsd.net	33	0.03%	81
	mpikg-golm.mpg.de	3	0.00%	3
	compactmembrane.com	3	0.00%	7
	alltel.net	3	0.00%	6
	k12.va.us	2	0.00%	25
	RZ-Berlin.MPG.DE	1	0.00%	1
	urrgh.com	1	0.00%	1
	shorecrest.org	1	0.00%	1
	sasknet.sk.ca	1	0.00%	1
	telepacific.net	1	0.00%	10
	pencil.org	1	0.00%	1
	metisdesign.com	1	0.00%	1
■ 5.	Microsoft Corp	1,296	1.21%	3,309
	live.com	1,281	1.20%	3,217
	Unresolved IP Address	11	0.01%	88
	msnbc.com	2	0.00%	2
	msn.com	2	0.00%	2
■ 6.	America Online, Inc.	1,021	0.96%	1,451
	aol.com	1,021	0.96%	1,451
■ 7.	RIPE Network Coordination Centre	1,018	0.95%	5,014
	Unresolved IP Address	290	0.27%	1,528

	Organization Domain Name	Visits	% Visits	Hits
	aol.com	70	0.07%	112
	nextgentel.com	62	0.06%	167
	abo.wanadoo.fr	47	0.04%	1,414
	emirates.net.ae	47	0.04%	87
	retail.telecomitalia.it	36	0.03%	79
	uce.ac.uk	25	0.02%	32
	isp.belgacom.be	16	0.01%	43
	upc-a.chello.nl	15	0.01%	48
	blueyonder.co.uk	15	0.01%	20
	rima-tde.net	14	0.01%	53
	speed.planet.nl	12	0.01%	16
	eu.int	12	0.01%	14
	direct-adsl.nl	10	0.01%	40
	pool.t-online.hu	10	0.01%	20
	ttnet.net.tr	8	0.01%	78
	auna.net	8	0.01%	9
	scansafe.net	6	0.01%	7
	bb.online.no	6	0.01%	10
	business.telecomitalia.it	5	0.00%	5
■ 8.	Comcast Cable Communications, Inc.	901	0.84%	3,156
	comcast.net	748	0.70%	2,629
	Unresolved IP Address	153	0.14%	527
■ 9.	Asia Pacific Network Information Centre	847	0.79%	3,119
	Unresolved IP Address	419	0.39%	1,633
	touchtelindia.net	61	0.06%	194
	singnet.com.sg	46	0.04%	46
	hinet.net	44	0.04%	131
	net.my	26	0.02%	95
	125.airtelbroadband.in	25	0.02%	40
	pldt.net	23	0.02%	100
	bigpond.net.au	22	0.02%	68
	ocn.ne.jp	13	0.01%	70
	vietel.com.vn	13	0.01%	13
	ntu.edu.tw	10	0.01%	50
	dion.ne.jp	10	0.01%	60
	sify.net	9	0.01%	15
	59.airtelbroadband.in	8	0.01%	10
	totbb.net	6	0.01%	9
	asianet.co.th	5	0.00%	5
	tfn.net.tw	5	0.00%	5

	Organization Domain Name	Visits	% Visits	Hits
	pacific.net.ph	5	0.00%	6
	so-net.ne.jp	5	0.00%	8
	infoweb.ne.jp	4	0.00%	86
■ 10.	EXCALIBUR Group, A Time Warner Company	817	0.76%	3,324
	rr.com	718	0.67%	3,106
	Unresolved IP Address	25	0.02%	47
	wavecable.com	11	0.01%	15
	clearwire-dns.net	11	0.01%	16
	mindspring.com	9	0.01%	19
	wideopenwest.com	5	0.00%	6
	esconett.org	4	0.00%	13
	ptd.net	4	0.00%	5
	patmedia.net	3	0.00%	4
	adelphia.net	3	0.00%	5
	speakeasy.net	2	0.00%	6
	consolidated.net	1	0.00%	1
	sccoast.net	1	0.00%	1
	myactv.net	1	0.00%	2
	smsd.org	1	0.00%	1
	kmsd.edu	1	0.00%	1
	francis.edu	1	0.00%	1
	cc.md.us	1	0.00%	9
	wodagroup.com	1	0.00%	5
	teamparadigm.com	1	0.00%	1
■ 11.	Asia Pacific Network Information Center, Pty. Ltd.	778	0.73%	1,501
	inktomisearch.com	574	0.54%	652
	Unresolved IP Address	125	0.12%	331
	hinet.net	17	0.02%	26
	optusnet.com.au	12	0.01%	171
	fpt.vn	8	0.01%	27
	bigpond.net.au	6	0.01%	20
	dancom.net.pk	6	0.01%	6
	hcm.fpt.vn	6	0.01%	61
	connect.net.au	5	0.00%	5
	youtele.com	3	0.00%	3
	iinet.net.au	3	0.00%	80
	atp-innovations.com.au	2	0.00%	2
	tulipconnect.com	2	0.00%	2
	nayatel.pk	1	0.00%	1

	Organization Domain Name	Visits	% Visits	Hits
	dcb.org.tw	1	0.00%	103
	wanadoo.mu	1	0.00%	1
	kagacable.ne.jp	1	0.00%	1
	ap.gmo-access.jp	1	0.00%	1
	philonline.com	1	0.00%	1
	xtra.co.nz	1	0.00%	1
■ 12.	Hotmail Corporation	687	0.64%	3,063
	live.com	667	0.62%	3,026
	phx.gbl	17	0.02%	34
	Unresolved IP Address	3	0.00%	3
■ 13.	Road Runner	654	0.61%	1,773
	rr.com	651	0.61%	1,766
	enoch.org	2	0.00%	6
	Unresolved IP Address	1	0.00%	1
■ 14.	TeraSource	645	0.60%	1,133
	Unresolved IP Address	645	0.60%	1,133
■ 15.	Bell South Intellectual Property Corporation	609	0.57%	1,653
	bellsouth.net	410	0.38%	1,008
	Unresolved IP Address	105	0.10%	474
	intercage.com	23	0.02%	31
	fctvplus.net	10	0.01%	12
	amazonaws.com	6	0.01%	6
	shawgrp.com	5	0.00%	5
	acsalaska.net	5	0.00%	10
	metrocast.net	4	0.00%	4
	mobilemarketing.com	3	0.00%	5
	lunarpages.com	3	0.00%	3
	copylite.com	2	0.00%	2
	mpowercom.net	2	0.00%	2
	midphase.com	2	0.00%	2
	integrative-med.com	2	0.00%	2
	merlin.mb.ca	1	0.00%	1
	mcglaw.com	1	0.00%	2
	inpo.org	1	0.00%	14
	helenachemical.com	1	0.00%	2
	joneskolb.com	1	0.00%	1
	pendercountyschools.net	1	0.00%	1
■ 16.	CHARTER COMMUNICATIONS	518	0.48%	1,673
	charter.com	508	0.48%	1,655
	Unresolved IP Address	9	0.01%	17

	Organization Domain Name	Visits	% Visits	Hits
	stmarksschool.org	1	0.00%	1
■ 17.	Comcast Cable Communications	446	0.42%	1,207
	comcast.net	365	0.34%	993
	Unresolved IP Address	81	0.08%	214
■ 18.	PROVIDER Local Registry	445	0.42%	1,026
	Unresolved IP Address	197	0.18%	492
	km22557.exportal.pl	49	0.05%	49
	pol.co.uk	26	0.02%	43
	ttnet.net.tr	21	0.02%	63
	as9105.com	17	0.02%	24
	bulldogdsl.com	14	0.01%	24
	pool.t-online.hu	8	0.01%	10
	skylogicnet.it	7	0.01%	9
	otenet.gr	7	0.01%	12
	proxad.net	7	0.01%	20
	blueyonder.co.uk	7	0.01%	44
	dclient.hispeed.ch	7	0.01%	9
	fastres.net	6	0.01%	17
	adsl.cybercity.dk	6	0.01%	8
	business.telecomitalia.it	6	0.01%	13
	vie.surfer.at	5	0.00%	7
	customer.teleport-iabg.de	5	0.00%	60
	adsl.forthnet.gr	3	0.00%	6
	graz.surfer.at	2	0.00%	34
	access.telenet.be	2	0.00%	2
■ 19.	ioNET, Inc.	433	0.41%	1,854
	Unresolved IP Address	198	0.19%	616
	cosmixcorp.com	165	0.15%	750
	ttemi.com	46	0.04%	128
	allresearch.com	8	0.01%	298
	cogentco.com	5	0.00%	6
	rtkl.com	1	0.00%	18
	bingham.com	1	0.00%	25
	newcomb-boyd.com	1	0.00%	2
	ga.gov	1	0.00%	1
	whittiertrust.com	1	0.00%	2
	air.org	1	0.00%	1
	awf.org	1	0.00%	3
	orc-dc.com	1	0.00%	1
	martenlaw.com	1	0.00%	1

	Organization Domain Name	Visits	% Visits	Hits
	rackemann.com	1	0.00%	1
	leerink.com	1	0.00%	1
■ 20.	Comcast Cable Communications Holdings, Inc.	426	0.40%	1,055
	comcast.net	353	0.33%	850
	Unresolved IP Address	72	0.07%	198
	nantucketconservation.org	1	0.00%	7
■ 21.	COX COMMUNICATIONS	422	0.39%	1,281
	cox.net	410	0.38%	1,145
	sbcox.net	4	0.00%	110
	jschneiderltd.com	1	0.00%	1
	VEECO.com	1	0.00%	19
	hospicecares.org	1	0.00%	1
	aisd.org	1	0.00%	1
	sbnature2.org	1	0.00%	1
	lvcm.net	1	0.00%	1
	mcperson.com	1	0.00%	1
	hiregoodpeople.com	1	0.00%	1
■ 22.	Latin American and Caribbean IP address Regional Registry	420	0.39%	1,292
	Unresolved IP Address	134	0.13%	439
	speedy.net.pe	28	0.03%	84
	telesp.net.br	22	0.02%	49
	prod-infinitum.com.mx	18	0.02%	48
	veloxzone.com.br	15	0.01%	37
	telecom.net.ar	14	0.01%	49
	vtr.net	11	0.01%	37
	cantv.net	9	0.01%	15
	virtua.com.br	9	0.01%	37
	fibertel.com.ar	9	0.01%	10
	speedy.com.ar	8	0.01%	29
	etb.net.co	8	0.01%	13
	tsst.net.tt	7	0.01%	13
	cable.net.co	6	0.01%	6
	peacecorps.gov	5	0.00%	19
	uninet-ide.com.mx	5	0.00%	5
	wireless.com.py	5	0.00%	38
	wayinternet.com.br	4	0.00%	4
	anteldata.net.uy	4	0.00%	11
	speedyterra.com.br	4	0.00%	4
■ 23.	Comcast Cable Communications, IP Services	403	0.38%	1,259

	Organization Domain Name	Visits	% Visits	Hits
	comcast.net	308	0.29%	1,027
	Unresolved IP Address	95	0.09%	232
■ 24.	Comcast Cable Communications, Inc	394	0.37%	1,022
	comcast.net	314	0.29%	834
	Unresolved IP Address	80	0.07%	188
■ 25.	CSC Holdings, Inc.	382	0.36%	1,148
	optonline.net	380	0.36%	1,138
	Unresolved IP Address	2	0.00%	10
■ 26.	Verizon Internet Services	379	0.35%	1,182
	verizon.net	356	0.33%	1,139
	Unresolved IP Address	17	0.02%	33
	independentcan.com	1	0.00%	2
	fema.gov	1	0.00%	1
	atlantiscs.org	1	0.00%	1
	burlington.nj.us	1	0.00%	1
	decvar.org	1	0.00%	4
	lunainnovations.com	1	0.00%	1
■ 27.	Cox Communications Inc.	374	0.35%	1,397
	cox.net	372	0.35%	1,393
	rubiconeng.com	1	0.00%	1
	Unresolved IP Address	1	0.00%	3
■ 28.	Google Inc.	371	0.35%	714
	Unresolved IP Address	371	0.35%	714
■ 29.	Adelphia	360	0.34%	830
	adelphia.net	359	0.34%	829
	ftpayk12.org	1	0.00%	1
■ 30.	UUNET Technologies, Inc.	355	0.33%	1,017
	Unresolved IP Address	260	0.24%	756
	uu.net	18	0.02%	47
	ask.com	12	0.01%	28
	versar.com	7	0.01%	7
	wideopenwest.com	7	0.01%	64
	rr.com	7	0.01%	8
	alter.net	6	0.01%	11
	internationalvideo.com	3	0.00%	15
	geosyntec.com	3	0.00%	12
	gramercy.com	2	0.00%	2
	smiths-group.com	2	0.00%	7
	wildblue.net	2	0.00%	2
	evlservers.net	2	0.00%	2

	Organization Domain Name	Visits	% Visits	Hits
	dudek.com	2	0.00%	5
	mindspring.com	2	0.00%	3
	noaa.gov	1	0.00%	10
	hcsattys.com	1	0.00%	1
	nationalcitycc.org	1	0.00%	1
	netins.net	1	0.00%	1
	mt.com	1	0.00%	1
■ 31.	Level 3 Communications, Inc.	351	0.33%	666
	ev1servers.net	157	0.15%	190
	Level3.net	148	0.14%	367
	Unresolved IP Address	16	0.01%	31
	borgwarner.com	7	0.01%	14
	current.net	4	0.00%	4
	shopwiki.com	3	0.00%	29
	warpdriveonline.com	2	0.00%	2
	vsat-systems.net	2	0.00%	2
	broward.edu	2	0.00%	5
	vermontel.net	1	0.00%	1
	core.com	1	0.00%	2
	calacademy.org	1	0.00%	1
	ewg.org	1	0.00%	6
	gsa.gov	1	0.00%	1
	tgh.org	1	0.00%	1
	imclone.com	1	0.00%	1
	gte.net	1	0.00%	2
	coxomaha.net	1	0.00%	6
	newbridgehosting.com	1	0.00%	1
■ 32.	NIB	339	0.32%	1,566
	Unresolved IP Address	315	0.29%	1,395
	bsnl.co.in	24	0.02%	171
■ 33.	Ask Jeeves Inc.	332	0.31%	6,690
	ask.com	287	0.27%	6,627
	Unresolved IP Address	45	0.04%	63
■ 34.	Qwest Communications International Inc.	330	0.31%	926
	qwest.net	271	0.25%	793
	Unresolved IP Address	41	0.04%	105
	tetonwireless.com	2	0.00%	5
	iauq.com	2	0.00%	3
	vescentphotonics.com	1	0.00%	1
	bard.edu	1	0.00%	4

	Organization Domain Name	Visits	% Visits	Hits
	bulmanlaw.com	1	0.00%	1
	physics-math.com	1	0.00%	1
	wrcusa.net	1	0.00%	2
	bascoshowerdoor.com	1	0.00%	1
	ldmi.com	1	0.00%	1
	babcocklabs.com	1	0.00%	2
	westar.com	1	0.00%	1
	cooneywatson.com	1	0.00%	1
	k12.az.us	1	0.00%	2
	appliedbiosystems.com	1	0.00%	1
	jameskimball.com	1	0.00%	1
	ecr.gov	1	0.00%	1
■ 35.	Videsh Sanchar Nigam Ltd - India.	311	0.29%	1,385
	vsnl.net.in	251	0.23%	1,098
	Unresolved IP Address	28	0.03%	108
	iitm.ac.in	17	0.02%	129
	eth.net	9	0.01%	23
	jncastr.ac.in	2	0.00%	6
	azamcampus.org	1	0.00%	2
	barc.ernet.in	1	0.00%	17
	pricol.co.in	1	0.00%	1
	wii.gov.in	1	0.00%	1
■ 36.	Verizon Internet Services Inc.	308	0.29%	1,025
	verizon.net	308	0.29%	1,025
■ 37.	Google Inc	285	0.27%	15,855
	googlebot.com	284	0.27%	15,853
	Unresolved IP Address	1	0.00%	2
■ 38.	Pennsylvania State University	275	0.26%	1,010
	psu.edu	235	0.22%	834
	Unresolved IP Address	40	0.04%	176
■ 39.	Michigan State University	260	0.24%	955
	msu.edu	209	0.20%	803
	Unresolved IP Address	51	0.05%	152
■ 40.	University of Washington	256	0.24%	1,036
	washington.edu	221	0.21%	843
	Unresolved IP Address	35	0.03%	193
■ 41.	Pacific Bell Internet Services	255	0.24%	588
	pacbell.net	75	0.07%	166
	Unresolved IP Address	38	0.04%	114
	optonline.net	21	0.02%	41

	Organization Domain Name	Visits	% Visits	Hits
	washington.edu	14	0.01%	34
	tds.net	14	0.01%	35
	cernel.net	11	0.01%	11
	mindspring.com	9	0.01%	24
	sbcglobal.net	7	0.01%	14
	choiceone.net	6	0.01%	31
	morehouse.edu	6	0.01%	9
	hws.edu	4	0.00%	5
	nctv.com	4	0.00%	6
	surewest.net	3	0.00%	7
	clearwire-dns.net	3	0.00%	4
	gwtc.net	3	0.00%	3
	twtelecom.net	2	0.00%	3
	skybest.com	2	0.00%	3
	myactv.net	2	0.00%	4
	mecdc.net	2	0.00%	2
	redred.com	2	0.00%	5
■ 42.	Easten Network Co.	246	0.23%	314
	Unresolved IP Address	246	0.23%	314
■ 43.	University of Wisconsin	236	0.22%	789
	Unresolved IP Address	127	0.12%	506
	wisc.edu	105	0.10%	278
	wiscnet.net	3	0.00%	3
	k12.wi.us	1	0.00%	2
■ 44.	Become Inc.	218	0.20%	329
	become.com	218	0.20%	329
■ 45.	National Internet Backbone	214	0.20%	811
	Unresolved IP Address	202	0.19%	783
	iiita.ac.in	3	0.00%	4
	ac.in	2	0.00%	3
	rgcb.res.in	2	0.00%	2
	nio.org	2	0.00%	4
	isical.ac.in	1	0.00%	1
	nitk.ac.in	1	0.00%	1
	cat.ernet.in	1	0.00%	13
■ 46.	ThePlanet.com Internet Services, Inc.	206	0.19%	381
	theplanet.com	197	0.18%	368
	metexchange.com	2	0.00%	2
	tugaservers.com	2	0.00%	2
	ensita.net	2	0.00%	2

	Organization Domain Name	Visits	% Visits	Hits
	clickhosting.co.uk	1	0.00%	2
	main-hosting.com	1	0.00%	4
	hostgator.com	1	0.00%	1
■ 47.	CHINANET beijing province network	198	0.19%	300
	Unresolved IP Address	196	0.18%	298
	bjtelecom.net	2	0.00%	2
■ 48.	RIPE NCC	190	0.18%	587
	Unresolved IP Address	44	0.04%	174
	as9105.com	33	0.03%	68
	rima-tde.net	24	0.02%	67
	arcor-ip.net	21	0.02%	40
	ttnet.net.tr	18	0.02%	47
	bezeqint.net	17	0.02%	36
	live-servers.net	10	0.01%	43
	clients.your-server.de	5	0.00%	7
	business.telecomitalia.it	4	0.00%	64
	talialia.net	3	0.00%	29
	cegetel.net	1	0.00%	1
	broadband5.iol.cz	1	0.00%	1
	238.chello.no	1	0.00%	1
	096.chello.no	1	0.00%	1
	highway.telekom.at	1	0.00%	1
	dhcp.inet.fi	1	0.00%	1
	228.chello.no	1	0.00%	1
	elisa-laajakaista.fi	1	0.00%	1
	customers.vivodi.gr	1	0.00%	1
	superkabel.de	1	0.00%	2
■ 49.	University of California, Riverside	189	0.18%	2,055
	ucr.edu	96	0.09%	1,708
	Unresolved IP Address	93	0.09%	347
■ 50.	University of California, Davis	185	0.17%	652
	ucdavis.edu	93	0.09%	326
	Unresolved IP Address	92	0.09%	326
■ 51.	North Carolina State University	183	0.17%	482
	ncsu.edu	179	0.17%	476
	ncstate.net	2	0.00%	4
	rti.org	2	0.00%	2
■ 52.	Southwestern Bell Internet Services, Inc.	182	0.17%	717
	Unresolved IP Address	53	0.05%	118
	swbell.net	51	0.05%	432

	Organization Domain Name	Visits	% Visits	Hits
	fuse.net	7	0.01%	8
	mindspring.com	6	0.01%	17
	midco.net	5	0.00%	11
	ldial.com	5	0.00%	18
	softlayer.com	5	0.00%	8
	osageTribe.org	4	0.00%	5
	comporium.net	4	0.00%	24
	dejazzd.com	4	0.00%	5
	rr.com	3	0.00%	4
	barrettxplore.com	3	0.00%	3
	k12.oh.us	2	0.00%	2
	k12.tx.us	2	0.00%	4
	wk.net	2	0.00%	9
	esc2.net	2	0.00%	3
	dreamhost.com	2	0.00%	2
	uam-llc.com	1	0.00%	9
	k12.pa.us	1	0.00%	1
	patmedia.net	1	0.00%	1
■ 53.	University of California at Berkeley	182	0.17%	558
	Berkeley.EDU	180	0.17%	554
	Unresolved IP Address	2	0.00%	4
■ 54.	University of Michigan -- ITD	174	0.16%	763
	umich.edu	153	0.14%	672
	Unresolved IP Address	21	0.02%	91
■ 55.	Covad Communications Company	169	0.16%	460
	covad.net	157	0.15%	403
	gis-services.com	3	0.00%	29
	thecarawaygroup.com	2	0.00%	3
	earthforce.org	1	0.00%	1
	lmresearch.com	1	0.00%	16
	bottledwater.org	1	0.00%	2
	calnurses.org	1	0.00%	1
	surfandsip.net	1	0.00%	3
	redh.com	1	0.00%	1
	lbds1.net	1	0.00%	1
■ 56.	Earthlink, Inc.	168	0.16%	390
	mindspring.com	137	0.13%	326
	earthlink.net	26	0.02%	53
	Unresolved IP Address	5	0.00%	11
■ 57.	Daum Communication	164	0.15%	205

	Organization Domain Name	Visits	% Visits	Hits
	Unresolved IP Address	164	0.15%	205
■ 58.	Harvard University	161	0.15%	575
	harvard.edu	131	0.12%	515
	Unresolved IP Address	25	0.02%	53
	caregroup.org	4	0.00%	4
	partners.org	1	0.00%	3
■ 59.	University of Illinois at Urbana Champaign	160	0.15%	580
	uiuc.edu	158	0.15%	578
	Unresolved IP Address	2	0.00%	2
■ 60.	Cornell University	159	0.15%	489
	cornell.edu	153	0.14%	472
	Unresolved IP Address	5	0.00%	16
	nsdl.org	1	0.00%	1
■ 61.	DELEGATED BLOCK	159	0.15%	179
	exabot.com	159	0.15%	179
■ 62.	Road Runner-Commercial	154	0.14%	506
	rr.com	125	0.12%	462
	intera.com	8	0.01%	9
	ahej.org	2	0.00%	5
	sti-tech.com	2	0.00%	2
	k12.wi.us	2	0.00%	4
	k12.ny.us	2	0.00%	2
	zsr.org	2	0.00%	6
	naz.edu	1	0.00%	5
	wsweboces.org	1	0.00%	1
	fairchildsemi.com	1	0.00%	1
	jefferson.ny.us	1	0.00%	1
	K12.NC.US	1	0.00%	2
	afgwipes.com	1	0.00%	1
	sjnma.org	1	0.00%	1
	arnoldandsheridan.com	1	0.00%	1
	cazenovia.edu	1	0.00%	1
	une.edu	1	0.00%	1
	devinetarbell.com	1	0.00%	1
■ 63.	Yale University	150	0.14%	410
	yale.edu	135	0.13%	337
	Unresolved IP Address	15	0.01%	73
■ 64.	Duke University	149	0.14%	476
	duke.edu	141	0.13%	461
	Unresolved IP Address	8	0.01%	15

	Organization Domain Name	Visits	% Visits	Hits
65.	Adelphia Communications Corp.	149	0.14%	431
	adelphia.net	149	0.14%	431
66.	ServerBeach	148	0.14%	167
	Unresolved IP Address	84	0.08%	95
	answers.com	62	0.06%	70
	nodomaintransfer18.com	1	0.00%	1
67.	eelink.net	1	0.00%	1
	Columbia University	147	0.14%	514
68.	columbia.edu	145	0.14%	509
	Unresolved IP Address	2	0.00%	5
	Ohio State University	143	0.13%	434
69.	ohio-state.edu	116	0.11%	279
	Unresolved IP Address	17	0.02%	121
	osumc.edu	10	0.01%	34
70.	Comcast Cable Communications Holdings, Inc	142	0.13%	467
	comcast.net	115	0.11%	382
	Unresolved IP Address	27	0.03%	85
71.	University of Massachusetts	141	0.13%	340
	umass.edu	140	0.13%	339
	Unresolved IP Address	1	0.00%	1
72.	Shaw Cablesystems G.P.	140	0.13%	262
	shawcable.net	124	0.12%	218
	Unresolved IP Address	13	0.01%	40
	areva.ca	1	0.00%	1
	sangramoller.com	1	0.00%	2
	microtek-intl.com	1	0.00%	1
73.	Oregon State University	137	0.13%	412
	oregonstate.edu	121	0.11%	381
	ORST.EDU	12	0.01%	21
	Unresolved IP Address	4	0.00%	10
74.	University of Minnesota	134	0.13%	440
	umn.edu	130	0.12%	425
	Unresolved IP Address	4	0.00%	15
75.	University of Maine System	133	0.12%	356
	maine.edu	133	0.12%	356
76.	Virginia Tech CNS	131	0.12%	342
	vt.edu	131	0.12%	342
77.	University of Florida	130	0.12%	410
	ufl.edu	123	0.12%	375

	Organization Domain Name	Visits	% Visits	Hits
	Unresolved IP Address	7	0.01%	35
■ 77.	University of California at San Diego	127	0.12%	385
	ucsd.edu	119	0.11%	361
	Unresolved IP Address	8	0.01%	24
■ 78.	Georgia Institute of Technology	126	0.12%	551
	gatech.edu	103	0.10%	385
	Unresolved IP Address	20	0.02%	153
	bc-	2	0.00%	12
	rwslaptop	1	0.00%	1
■ 79.	Internet Assigned Numbers Authority	121	0.11%	566
	Unresolved IP Address	40	0.04%	124
	barak-online.net	10	0.01%	39
	abo.wanadoo.fr	5	0.00%	8
	ntlworld.ie	5	0.00%	10
	acesso.oni.pt	5	0.00%	17
	o.pppool.de	4	0.00%	6
	singnet.com.sg	4	0.00%	5
	d4.club-internet.fr	3	0.00%	3
	x.pppool.de	3	0.00%	11
	b.astral.ro	3	0.00%	18
	ocn.ne.jp	3	0.00%	7
	karneval.cz	2	0.00%	21
	murphx.net	2	0.00%	34
	net.novis.pt	2	0.00%	164
	p.pppool.de	2	0.00%	2
	dsl.club-internet.fr	2	0.00%	2
	dsl.hol.gr	2	0.00%	23
	net.t-com.hr	1	0.00%	1
	galati.astral.ro	1	0.00%	1
	ptt.yu	1	0.00%	1
■ 80.	Telkom SA Ltd	121	0.11%	131
	saix.net	121	0.11%	131
■ 81.	Texas A&M University	119	0.11%	595
	tamu.edu	106	0.10%	576
	Unresolved IP Address	12	0.01%	18
	tamus.edu	1	0.00%	1
■ 82.	Rutgers University	119	0.11%	310
	rutgers.edu	102	0.10%	271
	Unresolved IP Address	17	0.02%	39
■ 83.	Telekom Malaysia Berhad	118	0.11%	571

	Organization Domain Name	Visits	% Visits	Hits
	net.my	66	0.06%	145
	Unresolved IP Address	51	0.05%	425
	ucsi.edu.my	1	0.00%	1
■ 84.	University of Arizona	118	0.11%	540
	Arizona.EDU	87	0.08%	202
	Unresolved IP Address	31	0.03%	338
■ 85.	RCN	115	0.11%	733
	rcn.com	112	0.10%	727
	Unresolved IP Address	3	0.00%	6
■ 86.	University of North Carolina	114	0.11%	389
	unc.edu	96	0.09%	308
	Unresolved IP Address	18	0.02%	81
■ 87.	CNCGroup FuJian province network	113	0.11%	115
	Unresolved IP Address	113	0.11%	115
■ 88.	Ministry of Education Computer Center	110	0.10%	382
	Unresolved IP Address	64	0.06%	201
	tp2rc.edu.tw	9	0.01%	31
	tnrc.edu.tw	7	0.01%	85
	cgu.edu.tw	4	0.00%	5
	ncu.edu.tw	3	0.00%	3
	nsrrc.org.tw	3	0.00%	21
	tp1rc.edu.tw	3	0.00%	3
	vghtpe.gov.tw	3	0.00%	6
	ym.edu.tw	2	0.00%	2
	npust.edu.tw	1	0.00%	1
	scu.edu.tw	1	0.00%	1
	in-addr.arpa	1	0.00%	1
	ncyu.edu.tw	1	0.00%	1
	ilc.edu.tw	1	0.00%	1
	tp.edu.tw	1	0.00%	2
	ntust.edu.tw	1	0.00%	1
	csmu.edu.tw	1	0.00%	3
	tcu.edu.tw	1	0.00%	11
	nkfust.edu.tw	1	0.00%	1
	ccu.edu.tw	1	0.00%	1
■ 89.	AfriNIC - www.afrinic.net	110	0.10%	185
	saix.net	25	0.02%	30
	isnet.net	24	0.02%	26
	tedata.net	24	0.02%	59
	Unresolved IP Address	14	0.01%	16

	Organization Domain Name	Visits	% Visits	Hits
	iam.net.ma	6	0.01%	27
	vodacom.co.za	5	0.00%	5
	telecomplus.net	4	0.00%	11
	accesskenya.com	2	0.00%	4
	catie.ac.cr	2	0.00%	3
	netcomng.com	1	0.00%	1
	plp.co.za	1	0.00%	1
	mtn.co.za	1	0.00%	1
	polytechnic.edu.na	1	0.00%	1
■ 90.	Community of Science	110	0.10%	248
	cos.com	110	0.10%	248
■ 91.	Colorado State University	109	0.10%	385
	colostate.edu	86	0.08%	309
	Unresolved IP Address	23	0.02%	76
■ 92.	IP pools	107	0.10%	269
	btcentralplus.com	107	0.10%	269
■ 93.	Internet Allegiance, Inc.	107	0.10%	265
	algx.net	98	0.09%	226
	pci-intl.com	4	0.00%	30
	eenews.net	2	0.00%	5
	Unresolved IP Address	1	0.00%	1
	implantsciences.com	1	0.00%	2
	fragments.com	1	0.00%	1
■ 94.	Reliance Infocom Ltd.	103	0.10%	265
	Unresolved IP Address	98	0.09%	258
	da-iict.org	2	0.00%	4
	cmcvellore.ac.in	1	0.00%	1
	vit.ac.in	1	0.00%	1
	ximb.ac.in	1	0.00%	1
■ 95.	Arizona State University	103	0.10%	336
	asu.edu	85	0.08%	266
	Unresolved IP Address	18	0.02%	70
■ 96.	Stanford University Network	103	0.10%	3,619
	Stanford.EDU	99	0.09%	3,592
	Unresolved IP Address	4	0.00%	27
■ 97.	LookSmart International Pty Ltd	102	0.10%	578
	looksmart.com	102	0.10%	578
■ 98.	USDA Office of Operations	101	0.09%	241
	Unresolved IP Address	66	0.06%	172
	fs.fed.us	20	0.02%	32

	Organization Domain Name	Visits	% Visits	Hits
	usda.gov	15	0.01%	37
■ 99.	Frontier Information Technologies INC	99	0.09%	613
	alexa.com	43	0.04%	498
	frontiernet.net	24	0.02%	57
	Unresolved IP Address	17	0.02%	32
	ldial.com	3	0.00%	5
	bcs1.org	2	0.00%	3
	stratuswave.net	1	0.00%	3
	ecovation.com	1	0.00%	3
	bartonmalow.Com	1	0.00%	1
	telwestonline.com	1	0.00%	4
	columbia80.com	1	0.00%	1
	ev1.net	1	0.00%	1
	aboysupply.com	1	0.00%	1
	createachek.com	1	0.00%	1
	cea-enviro.com	1	0.00%	2
	frontiercorp.com	1	0.00%	1
■ 100.	PROVIDER	99	0.09%	384
	Unresolved IP Address	39	0.04%	118
	auna.net	18	0.02%	23
	awalnet.net.sa	8	0.01%	10
	aub.edu.lb	5	0.00%	67
	aloola.sy	4	0.00%	4
	isp.belgacom.be	2	0.00%	2
	squ.edu.om	2	0.00%	3
	londonlink.net	2	0.00%	33
	romerlabs2.com	2	0.00%	4
	net.novis.pt	2	0.00%	78
	cafe.tg	1	0.00%	2
	bas.bg	1	0.00%	1
	intercomponentware.com	1	0.00%	1
	teresto.net	1	0.00%	1
	swiftkenya.com	1	0.00%	1
	fast.net.uk	1	0.00%	1
	maltanet.net	1	0.00%	1
	business.telecomitalia.it	1	0.00%	1
	barak.net.il	1	0.00%	13
	infineon.com	1	0.00%	1
■ 101.	University of Hawaii	98	0.09%	445
	hawaii.edu	72	0.07%	386

	Organization Domain Name	Visits	% Visits	Hits
	Unresolved IP Address	26	0.02%	59
■ 102.	Comite Gestor da Internet no Brasil	97	0.09%	308
	virtua.com.br	42	0.04%	107
	veloxzone.com.br	10	0.01%	14
	Unresolved IP Address	8	0.01%	71
	telesp.net.br	8	0.01%	45
	gvt.net.br	5	0.00%	7
	brasiltelecom.net.br	5	0.00%	5
	ajato.com.br	3	0.00%	3
	dialuol.com.br	2	0.00%	2
	epe.GOV.br	1	0.00%	16
	turboseg.com.br	1	0.00%	1
	wnet.com.br	1	0.00%	1
	ufrn.br	1	0.00%	1
	mpost.com.br	1	0.00%	1
	brum.com.br	1	0.00%	1
	ufsj.edu.br	1	0.00%	1
	igeo.uff.br	1	0.00%	1
	def.ufv.br	1	0.00%	7
	inpa.gov.br	1	0.00%	1
	ufs.br	1	0.00%	1
	uenf.br	1	0.00%	2
■ 103.	University of Georgia	96	0.09%	391
	uga.edu	59	0.06%	271
	Unresolved IP Address	37	0.03%	120
■ 104.	Purdue University	96	0.09%	256
	purdue.edu	94	0.09%	254
	Unresolved IP Address	2	0.00%	2
■ 105.	Websense	94	0.09%	95
	twtelecom.net	94	0.09%	95
■ 106.	Satyam Infoway Limited	93	0.09%	390
	sify.net	92	0.09%	389
	sgpgi.ac.in	1	0.00%	1
■ 107.	Massachusetts Institute of Technology	93	0.09%	350
	MIT.EDU	83	0.08%	321
	Unresolved IP Address	9	0.01%	27
	w3.org	1	0.00%	2
■ 108.	Auburn University	92	0.09%	414
	auburn.edu	59	0.06%	188
	Unresolved IP Address	33	0.03%	226

	Organization Domain Name	Visits	% Visits	Hits
■ 109.	D. A. Cox Enterprises, Incorporated	92	0.09%	408
	cox.net	69	0.06%	351
	gmavt.net	9	0.01%	14
	dslextreme.com	6	0.01%	17
	Unresolved IP Address	5	0.00%	22
	ptr.terago.ca	1	0.00%	1
	cowboy.net	1	0.00%	2
	solutionip.com	1	0.00%	1
■ 110.	CNCGROUP Beijing province network	91	0.09%	273
	Unresolved IP Address	75	0.07%	248
	bta.net.cn	16	0.01%	25
■ 111.	XO Communications, Inc	91	0.09%	543
	xo.net	48	0.04%	428
	choicecable.net	6	0.01%	22
	cia.com	4	0.00%	21
	Unresolved IP Address	3	0.00%	8
	menziecura.com	2	0.00%	5
	science.org	2	0.00%	10
	libertyenviro.com	2	0.00%	2
	toxicology.org	2	0.00%	3
	jdgcommunications.com	2	0.00%	11
	freightdesk.net	2	0.00%	2
	ir-law.com	1	0.00%	1
	communitywisp.com	1	0.00%	5
	pa.net	1	0.00%	2
	irobot.com	1	0.00%	1
	broadbentinc.com	1	0.00%	1
	rev.knet.ca	1	0.00%	4
	photovac.com	1	0.00%	1
kcls.org	1	0.00%	1	
plasticsuppliers.com	1	0.00%	1	
fedsources.com	1	0.00%	1	
■ 112.	University of South Florida	90	0.08%	234
	usf.edu	53	0.05%	150
	Unresolved IP Address	35	0.03%	81
	usgs.gov	1	0.00%	1
	kingsley	1	0.00%	2
■ 113.	University of Maryland	89	0.08%	247
	umd.edu	71	0.07%	189
	Unresolved IP Address	18	0.02%	58

	Organization Domain Name	Visits	% Visits	Hits
■ 114.	Carnegie-Mellon University	89	0.08%	378
	cmu.edu	76	0.07%	232
	Unresolved IP Address	13	0.01%	146
■ 115.	University of Colorado	89	0.08%	297
	colorado.edu	88	0.08%	296
	Unresolved IP Address	1	0.00%	1
■ 116.	Texas Parks & Wildlife Department	89	0.08%	100
	state.tx.us	89	0.08%	100
■ 117.	VERIZON	88	0.08%	313
	verizon.net	86	0.08%	308
	Unresolved IP Address	1	0.00%	1
	qwest.net	1	0.00%	4
■ 118.	Wanadoo Portails	88	0.08%	126
	fwbg2bibae01-vlan3501.woo	88	0.08%	126
■ 119.	AiNET Hosting Operations	88	0.08%	115
	ai.net	88	0.08%	115
■ 120.	University of Tennessee	88	0.08%	241
	utk.edu	48	0.04%	157
	Unresolved IP Address	40	0.04%	84
■ 121.	Sympatico HSE	88	0.08%	237
	dsl.bell.ca	72	0.07%	187
	sdsl.bell.ca	14	0.01%	38
	sympatico.ca	1	0.00%	11
	pixcom.com	1	0.00%	1
■ 122.	Universitaet des Saarlandes, Saarbruecken	88	0.08%	107
	coli.uni-saarland.de	84	0.08%	95
	pharma.uni-sb.de	1	0.00%	1
	kist-europe.de	1	0.00%	9
	med-rz.uni-sb.de	1	0.00%	1
	wiwi.uni-saarland.de	1	0.00%	1
■ 123.	UNIVERSITY OF IDAHO	86	0.08%	371
	uidaho.edu	79	0.07%	360
	Unresolved IP Address	7	0.01%	11
■ 124.	University of California, Santa Barbara	86	0.08%	453
	ucsb.edu	68	0.06%	405
	Unresolved IP Address	18	0.02%	48
■ 125.	Montana State University	86	0.08%	296
	montana.edu	81	0.08%	284
	Unresolved IP Address	5	0.00%	12
■ 126.	Research Triangle Institute	86	0.08%	235

	Organization Domain Name	Visits	% Visits	Hits
	rti.org	86	0.08%	235
■ 127.	Sprint - Advanced Network Services	86	0.08%	402
	embarqhsd.net	77	0.07%	383
	Unresolved IP Address	8	0.01%	18
	murfam.com	1	0.00%	1
■ 128.	Japan Network Information Center	85	0.08%	415
	Unresolved IP Address	32	0.03%	245
	u-tokyo.ac.jp	8	0.01%	57
	hokudai.ac.jp	5	0.00%	47
	nies.go.jp	4	0.00%	5
	kyushu-u.ac.jp	3	0.00%	5
	w3.org	3	0.00%	6
	tus.ac.jp	2	0.00%	2
	waseda.ac.jp	2	0.00%	2
	yamaguchi-u.ac.jp	2	0.00%	10
	niigata-u.ac.jp	2	0.00%	2
	client.chiba-u.jp	2	0.00%	3
	nitech.ac.jp	2	0.00%	2
	osaka-u.ac.jp	2	0.00%	2
	kobe-u.ac.jp	1	0.00%	1
	nihon-u.ac.jp	1	0.00%	1
	nibb.ac.jp	1	0.00%	1
	denken.or.jp	1	0.00%	1
	ehime-u.ac.jp	1	0.00%	1
	gunma-u.ac.jp	1	0.00%	6
	ynu.ac.jp	1	0.00%	1
■ 129.	University of California, Los Angeles	85	0.08%	473
	ucla.edu	66	0.06%	433
	Unresolved IP Address	19	0.02%	40
■ 130.	Inktomi Corporation	83	0.08%	3,323
	yahoo.com	83	0.08%	3,323
■ 131.	CHTD, Chunghwa Telecom Co., Ltd.	80	0.07%	171
	hinet.net	57	0.05%	144
	Unresolved IP Address	19	0.02%	22
	chu.edu.tw	1	0.00%	1
	ftc.gov.tw	1	0.00%	1
	polyvane.com.tw	1	0.00%	1
	feitsui.gov.tw	1	0.00%	2
■ 132.	Vietnam Posts and Telecommunications	78	0.07%	436
	Unresolved IP Address	39	0.04%	148

	Organization Domain Name	Visits	% Visits	Hits
	localhost	29	0.03%	215
	vnn.vn	8	0.01%	71
	hnpt.com.vn	2	0.00%	2
■ 133.	University of Texas at Austin	78	0.07%	690
	utexas.edu	75	0.07%	685
	Unresolved IP Address	3	0.00%	5
■ 134.	AT&T Corp.	76	0.07%	206
	Unresolved IP Address	37	0.03%	144
	mchsi.com	25	0.02%	40
	pirnie.com	3	0.00%	5
	state.ny.us	2	0.00%	2
	paonia.com	1	0.00%	3
	i29.net	1	0.00%	1
	jsrhs.net	1	0.00%	1
	air-worldwide.com	1	0.00%	1
	airbaud.net	1	0.00%	2
	beeline-online.net	1	0.00%	1
	cablerocket.net	1	0.00%	1
	fresco.com	1	0.00%	4
	ultimatenexus.com	1	0.00%	1
■ 135.	Hughes Network Systems	76	0.07%	152
	direcpc.com	76	0.07%	152
■ 136.	Time Warner Telecom	75	0.07%	909
	twtelecom.net	46	0.04%	780
	alston.com	3	0.00%	13
	Unresolved IP Address	3	0.00%	5
	securecomputing.com	2	0.00%	3
	rcc.org	2	0.00%	2
	queens.org	2	0.00%	6
	spcollege.edu	2	0.00%	5
	thesigmagroup.com	1	0.00%	1
	da.org	1	0.00%	2
	guildassociates.com	1	0.00%	1
	genband.com	1	0.00%	1
	generaldevices.com	1	0.00%	1
	alpha-gamma.com	1	0.00%	3
	netptc.net	1	0.00%	1
	pdchawaii.com	1	0.00%	31
	btas.com	1	0.00%	1
	johnrmcadams.com	1	0.00%	41

	Organization Domain Name	Visits	% Visits	Hits
	fresnoheart.com	1	0.00%	1
	santa-fe.nm.us	1	0.00%	2
	plugpower.com	1	0.00%	7
137.	University of Southern California	74	0.07%	262
	usc.edu	74	0.07%	262
138.	Deutsche Telekom Online Service GmbH	73	0.07%	136
	t-dialin.net	48	0.04%	104
	dip0.t-ipconnect.de	25	0.02%	32
139.	UPC Netherlands	73	0.07%	213
	upc-h.chello.nl	70	0.07%	208
	upc-i.chello.nl	3	0.00%	5
140.	Network Information Center Mexico	72	0.07%	164
	cableonline.com.mx	48	0.04%	114
	Unresolved IP Address	10	0.01%	31
	telnor.net	4	0.00%	5
	uninet-ide.com.mx	4	0.00%	5
	alestra.net.mx	3	0.00%	3
	prod-infinitum.com.mx	2	0.00%	5
	prod-dial.com.mx	1	0.00%	1
141.	IPG	72	0.07%	137
	pldt.net	35	0.03%	65
	Unresolved IP Address	34	0.03%	57
	daileyads.com	2	0.00%	13
	adnu.edu.ph	1	0.00%	2
142.	The University of Montana	71	0.07%	160
	umontana.edu	71	0.07%	160
143.	University of Iowa	70	0.07%	184
	uiowa.edu	66	0.06%	160
	Unresolved IP Address	3	0.00%	23
	uiowa.net	1	0.00%	1
144.	America OnLine	70	0.07%	559
	aol.com	70	0.07%	559
145.	University of California, Irvine	69	0.06%	197
	uci.edu	68	0.06%	196
	Unresolved IP Address	1	0.00%	1
146.	Kansas State University	69	0.06%	461
	Unresolved IP Address	34	0.03%	180
	ksu.edu	30	0.03%	275
	k-state.net	5	0.00%	6
147.	Mediacom Communications Corp	68	0.06%	210

	Organization Domain Name	Visits	% Visits	Hits
	mchsi.com	67	0.06%	209
	Unresolved IP Address	1	0.00%	1
■ 148.	North Carolina Research and Education Network	68	0.06%	146
	unc.edu	56	0.05%	133
	Unresolved IP Address	12	0.01%	13
■ 149.	National Center for Atmospheric Research	67	0.06%	100
	ucar.edu	66	0.06%	95
	Unresolved IP Address	1	0.00%	5
■ 150.	microsoft corporation	67	0.06%	259
	microsoft.com	62	0.06%	253
	Unresolved IP Address	5	0.00%	6
■ 151.	Johns Hopkins University	66	0.06%	378
	Unresolved IP Address	26	0.02%	55
	jhu.edu	23	0.02%	270
	jhsp.h.edu	17	0.02%	53
■ 152.	University of Virginia	66	0.06%	260
	Virginia.EDU	44	0.04%	204
	Unresolved IP Address	22	0.02%	56
■ 153.	University of New Hampshire	66	0.06%	217
	unh.edu	66	0.06%	217
■ 154.	University of Arkansas - Fayetteville	65	0.06%	230
	uark.edu	45	0.04%	152
	Unresolved IP Address	19	0.02%	77
	baeg-e233-w02	1	0.00%	1
■ 155.	National Institutes of Health	64	0.06%	216
	nih.gov	64	0.06%	216
■ 156.	Michigan Technological University	63	0.06%	166
	mtu.edu	62	0.06%	165
	Unresolved IP Address	1	0.00%	1
■ 157.	Telstra Internet	63	0.06%	251
	bigpond.net.au	27	0.03%	91
	Unresolved IP Address	22	0.02%	50
	telstra.net	5	0.00%	98
	tmns.net.au	4	0.00%	6
	inabox.net	1	0.00%	1
	woodside.com.au	1	0.00%	1
	schools.net.au	1	0.00%	1
	qld.gov.au	1	0.00%	1
	vic.edu.au	1	0.00%	2

	Organization Domain Name	Visits	% Visits	Hits
158.	University of Pennsylvania	62	0.06%	117
	upenn.edu	60	0.06%	114
	Unresolved IP Address	2	0.00%	3
159.	TELEFONICA DE ESPANA	62	0.06%	134
	rima-tde.net	62	0.06%	134
160.	Telewest HSD Platform	62	0.06%	147
	blueyonder.co.uk	62	0.06%	147
161.	Here for in-addr,arpa authentication	61	0.06%	114
	Unresolved IP Address	37	0.03%	49
	iwayafrica.com	9	0.01%	20
	wbs.co.za	8	0.01%	27
	internetghana.com	2	0.00%	3
	yalla.com	1	0.00%	1
	snet.co.ao	1	0.00%	1
	gov.sc	1	0.00%	1
	alfakenya.com	1	0.00%	5
nabisunsagirls.com	1	0.00%	7	
162.	National Aeronautics and Space Administration	61	0.06%	233
	nasa.gov	53	0.05%	221
	Unresolved IP Address	8	0.01%	12
163.	University of Delaware	60	0.06%	134
	udel.edu	59	0.06%	131
	Unresolved IP Address	1	0.00%	3
164.	Bruce M Waldack	60	0.06%	72
	linkalarm.com	60	0.06%	72
165.	Clemson University	60	0.06%	233
	clemson.edu	33	0.03%	143
	Unresolved IP Address	27	0.03%	90
166.	Telecommunication Company of Iran	60	0.06%	77
	Unresolved IP Address	60	0.06%	77
167.	Illinois Century Network	60	0.06%	167
	Unresolved IP Address	25	0.02%	46
	k12.il.us	13	0.01%	31
	illinois.net	10	0.01%	66
	lc.edu	2	0.00%	9
	district106.net	2	0.00%	3
	pekinhigh.net	2	0.00%	4
	lake.il.us	1	0.00%	2
morainevalley.net	1	0.00%	1	

	Organization Domain Name	Visits	% Visits	Hits
	d56.org	1	0.00%	1
	jjc.edu	1	0.00%	1
	psd150.org	1	0.00%	2
	dist113.org	1	0.00%	1
■ 168.	U.S. Geological Survey	59	0.06%	276
	usgs.gov	58	0.05%	275
	Unresolved IP Address	1	0.00%	1
■ 169.	University of California, Santa Cruz	59	0.06%	182
	ucsc.edu	59	0.06%	182
■ 170.	imported inetnum object for STPL-3	59	0.06%	85
	singnet.com.sg	53	0.05%	76
	Unresolved IP Address	6	0.01%	9
■ 171.	Iowa State University	58	0.05%	185
	iastate.edu	49	0.05%	149
	Unresolved IP Address	6	0.01%	22
	nssl.gov	3	0.00%	14
■ 172.	Ameritech Electronic Commerce	58	0.05%	225
	ameritech.net	56	0.05%	221
	Unresolved IP Address	1	0.00%	3
	racc2000.com	1	0.00%	1
■ 173.	Florida International University	58	0.05%	263
	fiu.edu	55	0.05%	257
	Unresolved IP Address	3	0.00%	6
■ 174.	North Dakota University System	57	0.05%	140
	nodak.edu	40	0.04%	115
	und.edu	14	0.01%	21
	vcsu.edu	2	0.00%	3
	Unresolved IP Address	1	0.00%	1
■ 175.	University of South Carolina	57	0.05%	122
	Unresolved IP Address	41	0.04%	92
	sc.edu	13	0.01%	27
	cad	1	0.00%	1
	cvd	1	0.00%	1
	ujin	1	0.00%	1
■ 176.	University of Puerto Rico-Central Administration	57	0.05%	312
	Unresolved IP Address	46	0.04%	167
	upr.edu	10	0.01%	142
	uprh.edu	1	0.00%	3
■ 177.	Ethiopian Telecommunication corporation	57	0.05%	167

	Organization Domain Name	Visits	% Visits	Hits
	Unresolved IP Address	56	0.05%	164
	aaethiopia.org.et	1	0.00%	3
■ 178.	University of Missouri at Columbia	56	0.05%	165
	missouri.edu	56	0.05%	165
■ 179.	Education and Research Network	55	0.05%	223
	Unresolved IP Address	46	0.04%	210
	jdvu.ac.in	2	0.00%	4
	ac.in	2	0.00%	3
	unigoa.ac.in	2	0.00%	2
	res.in	1	0.00%	1
	ju.ernet.in	1	0.00%	2
	csr.ernet.in	1	0.00%	1
■ 180.	PT. Telekomunikasi Indonesia	55	0.05%	170
	telkom.net.id	30	0.03%	85
	Unresolved IP Address	25	0.02%	85
■ 181.	Teale Data Center	55	0.05%	166
	Unresolved IP Address	47	0.04%	146
	ca.gov	8	0.01%	20
■ 182.	MTNL CAT B ISP	55	0.05%	170
	bol.net.in	28	0.03%	111
	mtnl.net.in	27	0.03%	59
■ 183.	University of North Carolina at Wilmington	55	0.05%	80
	uncw.edu	55	0.05%	80
■ 184.	Global Crossing	54	0.05%	290
	Unresolved IP Address	35	0.03%	163
	broadband.vi	5	0.00%	5
	bcbscnny.org	3	0.00%	99
	ip2.com.br	1	0.00%	10
	telwestonline.com	1	0.00%	2
	gblx.net	1	0.00%	1
	northhempstead.net	1	0.00%	1
	cteh.com	1	0.00%	1
	hyatthsiagx.com	1	0.00%	1
	firstmercury.com	1	0.00%	1
	trpa.org	1	0.00%	2
	ebetinc.com	1	0.00%	1
	ucsusa.org	1	0.00%	1
	boone-law.com	1	0.00%	2
■ 185.	GCI	54	0.05%	99
	gci.net	53	0.05%	96

	Organization Domain Name	Visits	% Visits	Hits
	k12.ak.us	1	0.00%	3
■ 186.	University of Illinois at Chicago	54	0.05%	885
	uic.edu	53	0.05%	881
	Unresolved IP Address	1	0.00%	4
■ 187.	INTERLAND	54	0.05%	67
	outboundrequest.com	54	0.05%	67
■ 188.	National Institute of Environmental Health Sciences	53	0.05%	123
	nih.gov	53	0.05%	123
■ 189.	Software Technology Park	53	0.05%	140
	Unresolved IP Address	44	0.04%	79
	iimb.ernet.in	4	0.00%	34
	nitt.edu	3	0.00%	23
	iiitb.ac.in	1	0.00%	3
	tsm.ac.in	1	0.00%	1
■ 190.	Oklahoma State University	52	0.05%	189
	okstate.edu	48	0.04%	152
	Unresolved IP Address	4	0.00%	37
■ 191.	African Network Information Center	52	0.05%	69
	Unresolved IP Address	26	0.02%	31
	4u.com.gh	15	0.01%	18
	dst.gov.za	4	0.00%	6
	accesskenya.com	3	0.00%	5
	creolink.com	1	0.00%	5
	up.ac.za	1	0.00%	2
	deat.gov.za	1	0.00%	1
	kznhealth.gov.za	1	0.00%	1
■ 192.	NTL Internet	51	0.05%	69
	ntli.net	51	0.05%	69
■ 193.	Bresnan Communications, LLC.	51	0.05%	127
	bresnan.net	33	0.03%	78
	Unresolved IP Address	18	0.02%	49
■ 194.	The University of Oklahoma	51	0.05%	116
	ou.edu	37	0.03%	84
	Unresolved IP Address	13	0.01%	31
	noaa.gov	1	0.00%	1
■ 195.	Southwest Texas State University	51	0.05%	100
	txstate.edu	46	0.04%	84
	Unresolved IP Address	5	0.00%	16
■ 196.	KOREA TELECOM	51	0.05%	150

	Organization Domain Name	Visits	% Visits	Hits
	Unresolved IP Address	47	0.04%	131
	yonsei.ac.kr	4	0.00%	19
■ 197.	ComSource, Inc	50	0.05%	131
	Unresolved IP Address	12	0.01%	39
	netmechanic.com	10	0.01%	13
	cdm.com	9	0.01%	21
	sigecom.net	8	0.01%	17
	usfilter.com	3	0.00%	16
	actelion.com	1	0.00%	1
	muncysd.org	1	0.00%	2
	ericksonmail.com	1	0.00%	2
	parsons.com	1	0.00%	6
	currenttechnologies.com	1	0.00%	1
	lear.com	1	0.00%	1
	englobal.com	1	0.00%	11
	wall	1	0.00%	1
■ 198.	Washington State University	50	0.05%	135
	wsu.edu	47	0.04%	132
	Unresolved IP Address	3	0.00%	3
■ 199.	Verio, Inc.	49	0.05%	186
	Unresolved IP Address	27	0.03%	66
	omnilec.com	4	0.00%	11
	lib.ny.us	3	0.00%	16
	hccs.edu	2	0.00%	2
	kleinisd.net	2	0.00%	2
	ocwd.com	2	0.00%	48
	multcolib.org	2	0.00%	11
	rsko.com	1	0.00%	1
	drcog.org	1	0.00%	12
	phonoscope.com	1	0.00%	2
	hcm2.com	1	0.00%	1
	agava.net	1	0.00%	2
	faa.gov	1	0.00%	9
	gracehill.org	1	0.00%	3
■ 200.	Ameritech	49	0.05%	115
	ameritech.net	40	0.04%	93
	Unresolved IP Address	3	0.00%	5
	sbcglobal.net	3	0.00%	8
	nanophase.com	3	0.00%	9
	Other	29,051	27.19%	109,244

Organization Domain Name	Visits	% Visits	Hits
Total	106,839	100.00%	326,831

items 1-200 of 200

Organizations - Help Card



Column Definitions

Organization

The name of the organization, which could be a company, a government agency, a school, or any other type of organization. This name was determined by either of the following methods:

- The visitor's IP address matched an Intranet Domain configuration within the Admin Console.
- Looking up the visitor's IP address in the WebTrends GeoTrends Database.

Unknown

The organization could not be determined.

Domain Name

The text name (for example, webtrends.com) corresponding to the visitor's IP address. The domain name can be determined from any of the following methods:

- The domain was logged by the web server.
- The IP address matched an Intranet Domain configuration within the Admin Console.
- DNS resolution.

IP addresses that do not resolve to a domain by these methods are categorized as follows:

- Reserved IP Address - The IP address falls within a block of reserved addresses. For example, 192.168.x.x and 10.x.x.x addresses are reserved for private networks.
- Unresolved IP Address - Category for IP addresses that did not resolve to a domain (perhaps because DNS resolution was disabled).

The domain name shown is the second-level domain name, such as webtrends.com. For example, all visitors from sales.webtrends.com, us.sales.webtrends.com, and service.webtrends.com are combined in the statistics for webtrends.com. If the top-level domain name is a country code, then the third-level domain name is shown also (for example, anycompany.com.au).

Visits

Number of visits to your site from this organization. A visit is a series of actions that begins when a visitor views their first page from the server, and ends when the visitor leaves the site or remains idle beyond the idle-time limit. The default idle-time limit is thirty minutes. This time limit can be changed by the system administrator.

Hits

Number of hits to your site from this organization. Each file requested by a visitor registers as a hit. There can be several hits on each page. While the volume of hits reflects the amount of server traffic, it is not an accurate reflection of the number of pages viewed.



Report Descriptions

Use this information when you are interested in an organization as a whole, such as Webtrends Inc. You can identify the major domain names from each company, such as webtrends.com from WebTrends Inc.

Authenticated Usernames

This report identifies the true name and activity level of the visitors logging onto a server that requires a user name and password.

Authenticated Usernames Trend

No data is available for this graph.

Authenticated Usernames

No data is available for this graph.

Authenticated Usernames

No data is available for this table.

Authenticated Usernames - Help Card



Column Definitions

Authenticated Username

A visitor tracked by user name and password rather than by IP address. You may find more authenticated user names than total visitors because several persons may be using the same IP address. Since many ISPs dynamically assign IP addresses, and since multiple visitors may use a single IP address, authentication is a much more accurate way to identify visitors.

Visits

Number of times the specified visitor visited your site. A visit is a series of actions that begins when a visitor views their first page from the server, and ends when the visitor leaves the site or remains idle beyond the idle-time limit. The default idle-time limit is thirty minutes. This time limit can be changed by the system administrator.

Hits

Number of hits generated by the specified visitor. Each file requested by a visitor registers as a hit. There can be several hits on each page. While the volume of hits reflects the amount of server traffic, it is not an accurate reflection of the number of pages viewed.

%

Percentage of visits or hits to your site by the specified visitor out of those by all authenticated user names.



Report Descriptions

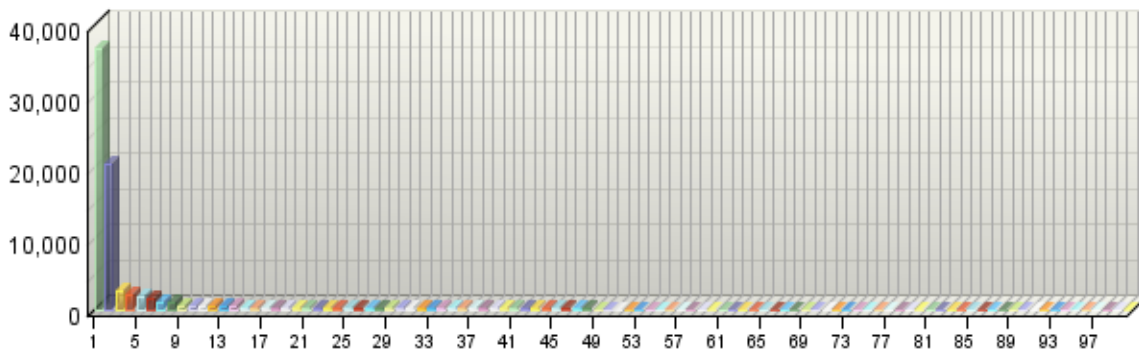
You may use this information for your marketing efforts, such as special promotions or newsletters.

Domain Names

This report lists the domain name that generates the most activity to your web site.

Domain Names

Visits



Domain Names

	Domain Name	Visits	% Visits	Hits
1.	inktomisearch.com	36,764	34.41%	42,121
2.	Unresolved IP Address	20,589	19.27%	84,176
3.	comcast.net	2,640	2.47%	8,021
4.	rr.com	2,103	1.97%	6,881
5.	live.com	1,948	1.82%	6,243
6.	verizon.net	1,581	1.48%	5,096
7.	aol.com	1,161	1.09%	2,122
8.	cox.net	1,010	0.95%	3,273
9.	charter.com	605	0.57%	2,049
10.	pacbell.net	598	0.56%	1,424
11.	sbcglobal.net	593	0.56%	1,971
12.	bellsouth.net	563	0.53%	1,366
13.	adelphia.net	522	0.49%	1,289
14.	qwest.net	502	0.47%	1,674
15.	optonline.net	404	0.38%	1,182
16.	ameritech.net	357	0.33%	1,086
17.	swbell.net	331	0.31%	1,214
18.	ask.com	299	0.28%	6,655
19.	googlebot.com	284	0.27%	15,853

	Domain Name	Visits	% Visits	Hits
20.	vsnl.net.in	252	0.24%	1,099
21.	washington.edu	238	0.22%	885
22.	theplanet.com	235	0.22%	423
23.	psu.edu	235	0.22%	834
24.	mindspring.com	231	0.22%	556
25.	become.com	218	0.20%	329
26.	msu.edu	209	0.20%	803
27.	Berkeley.EDU	180	0.17%	554
28.	ncsu.edu	179	0.17%	476
29.	evlservers.net	176	0.16%	303
30.	covad.net	174	0.16%	478
31.	twtelecom.net	168	0.16%	942
32.	epa.gov	166	0.16%	496
33.	cosmixcorp.com	165	0.15%	750
34.	dsl.bell.ca	162	0.15%	513
35.	exabot.com	159	0.15%	179
36.	uiuc.edu	158	0.15%	578
37.	umich.edu	153	0.14%	672
38.	cornell.edu	153	0.14%	472
39.	unc.edu	152	0.14%	441
40.	Level3.net	148	0.14%	367
41.	saix.net	146	0.14%	161
42.	yahoo.com	146	0.14%	7,161
43.	columbia.edu	145	0.14%	509
44.	insightbb.com	145	0.14%	549
45.	Stanford.EDU	142	0.13%	3,748
46.	duke.edu	141	0.13%	461
47.	umass.edu	140	0.13%	339
48.	embarqhsd.net	138	0.13%	531
49.	yale.edu	135	0.13%	337
50.	hinet.net	135	0.13%	343
51.	shawcable.net	135	0.13%	266
52.	rogers.com	134	0.13%	412
53.	btcentralplus.com	134	0.13%	353
54.	maine.edu	133	0.12%	356
55.	harvard.edu	131	0.12%	515
56.	vt.edu	131	0.12%	342
57.	umn.edu	130	0.12%	425
58.	usgs.gov	127	0.12%	474
59.	rima-tde.net	123	0.12%	305
60.	ufl.edu	123	0.12%	375

	Domain Name	Visits	% Visits	Hits
61.	rcn.com	122	0.11%	749
62.	oregonstate.edu	122	0.11%	383
63.	touchtelindia.net	119	0.11%	308
64.	ucsd.edu	119	0.11%	361
65.	ohio-state.edu	118	0.11%	281
66.	nih.gov	117	0.11%	339
67.	state.tx.us	117	0.11%	147
68.	emirates.net.ae	116	0.11%	506
69.	army.mil	114	0.11%	201
70.	ucdavis.edu	112	0.10%	384
71.	cos.com	110	0.10%	248
72.	tamu.edu	106	0.10%	576
73.	net.my	106	0.10%	259
74.	wisc.edu	105	0.10%	278
75.	singnet.com.sg	105	0.10%	132
76.	gatech.edu	103	0.10%	385
77.	rutgers.edu	102	0.10%	271
78.	looksmart.com	102	0.10%	578
79.	sify.net	101	0.09%	404
80.	algx.net	99	0.09%	227
81.	mchsi.com	96	0.09%	268
82.	ucr.edu	96	0.09%	1,708
83.	abo.wanadoo.fr	95	0.09%	2,896
84.	purdue.edu	94	0.09%	254
85.	ttnet.net.tr	92	0.09%	415
86.	blueyonder.co.uk	91	0.09%	224
87.	comcastbusiness.net	91	0.09%	218
88.	ai.net	88	0.08%	115
89.	rti.org	88	0.08%	237
90.	colorado.edu	88	0.08%	296
91.	fwbg2bibae01-vlan3501.wool	88	0.08%	126
92.	arizona.edu	87	0.08%	202
93.	colostate.edu	86	0.08%	309
94.	pldt.net	86	0.08%	197
95.	asu.edu	85	0.08%	266
96.	noaa.gov	85	0.08%	165
97.	coli.uni-saarland.de	84	0.08%	95
98.	usc.edu	84	0.08%	280
99.	speakeasy.net	83	0.08%	359
100.	MIT.EDU	83	0.08%	321
101.	montana.edu	81	0.08%	284

	Domain Name	Visits	% Visits	Hits
102.	uidaho.edu	80	0.07%	361
103.	frontiernet.net	79	0.07%	177
104.	direcpc.com	77	0.07%	153
105.	nextgentel.com	77	0.07%	191
106.	cmu.edu	76	0.07%	232
107.	ntli.net	75	0.07%	106
108.	utexas.edu	75	0.07%	685
109.	snet.net	74	0.07%	264
110.	asianet.co.th	73	0.07%	185
111.	alltel.net	72	0.07%	203
112.	hawaii.edu	72	0.07%	386
113.	umd.edu	71	0.07%	189
114.	umontana.edu	71	0.07%	160
115.	upc-h.chello.nl	70	0.07%	208
116.	uci.edu	68	0.06%	196
117.	ucsb.edu	68	0.06%	405
118.	ucla.edu	66	0.06%	433
119.	uiowa.edu	66	0.06%	160
120.	unh.edu	66	0.06%	217
121.	ucar.edu	66	0.06%	95
122.	t-dialin.net	65	0.06%	213
123.	af.mil	64	0.06%	160
124.	mtu.edu	62	0.06%	165
125.	microsoft.com	62	0.06%	253
126.	telus.net	62	0.06%	210
127.	answers.com	62	0.06%	70
128.	centurytel.net	61	0.06%	131
129.	linkalarm.com	60	0.06%	72
130.	upenn.edu	60	0.06%	114
131.	auburn.edu	59	0.06%	188
132.	ucsc.edu	59	0.06%	182
133.	uga.edu	59	0.06%	271
134.	udel.edu	59	0.06%	131
135.	tds.net	58	0.05%	179
136.	missouri.edu	58	0.05%	167
137.	atlantech.net	58	0.05%	154
138.	bigpond.net.au	57	0.05%	181
139.	navy.mil	55	0.05%	224
140.	uncw.edu	55	0.05%	80
141.	fiu.edu	55	0.05%	257
142.	outboundrequest.com	54	0.05%	67

	Domain Name	Visits	% Visits	Hits
143.	nasa.gov	53	0.05%	221
144.	gci.net	53	0.05%	96
145.	uic.edu	53	0.05%	881
146.	usf.edu	53	0.05%	150
147.	virtua.com.br	51	0.05%	144
148.	as9105.com	51	0.05%	93
149.	iastate.edu	49	0.05%	149
150.	pnl.gov	49	0.05%	148
151.	xo.net	49	0.05%	429
152.	km22557.exportal.pl	49	0.05%	49
153.	fs.fed.us	48	0.04%	102
154.	utk.edu	48	0.04%	157
155.	retail.telecomitalia.it	48	0.04%	100
156.	netvigator.com	48	0.04%	69
157.	vserver.de	48	0.04%	149
158.	uwyo.edu	48	0.04%	206
159.	okstate.edu	48	0.04%	152
160.	cableonline.com.mx	48	0.04%	114
161.	xtra.co.nz	47	0.04%	101
162.	wsu.edu	47	0.04%	132
163.	fsu.edu	46	0.04%	217
164.	txstate.edu	46	0.04%	84
165.	layeredtech.com	46	0.04%	77
166.	ttemi.com	46	0.04%	128
167.	uark.edu	45	0.04%	152
168.	wustl.edu	45	0.04%	153
169.	dip0.t-ipconnect.de	45	0.04%	61
170.	myvzw.com	45	0.04%	86
171.	optusnet.com.au	45	0.04%	242
172.	indiana.edu	44	0.04%	167
173.	cableone.net	44	0.04%	68
174.	nus.edu.sg	44	0.04%	81
175.	Virginia.EDU	44	0.04%	204
176.	adsl.tpnet.pl	44	0.04%	272
177.	prtc.net	44	0.04%	139
178.	vericenter.com	44	0.04%	70
179.	gigablast.com	43	0.04%	54
180.	alexa.com	43	0.04%	498
181.	cgocable.net	43	0.04%	96
182.	maxonline.com.sg	42	0.04%	107
183.	uconn.edu	42	0.04%	78

	Domain Name	Visits	% Visits	Hits
184.	NYU.EDU	42	0.04%	142
185.	earthlink.net	42	0.04%	99
186.	ttu.edu	42	0.04%	145
187.	fuse.net	42	0.04%	94
188.	unttd.com	41	0.04%	79
189.	tufts.edu	41	0.04%	115
190.	uc.edu	41	0.04%	123
191.	nodak.edu	40	0.04%	115
192.	pol.co.uk	39	0.04%	65
193.	va.gov	39	0.04%	51
194.	ohiou.edu	39	0.04%	112
195.	nmsu.edu	38	0.04%	116
196.	bu.edu	38	0.04%	106
197.	umces.edu	38	0.04%	108
198.	esf.edu	38	0.04%	96
199.	localhost	38	0.04%	240
200.	Princeton.EDU	38	0.04%	97
	Other	18,014	16.86%	69,717
	Total	106,839	100.00%	326,831

items 1-200 of 200

Domain Names - Help Card



Column Definitions

Domain Name

The text name (for example, webtrends.com) corresponding to the visitor's IP address. The domain name can be determined from any of the following methods:

- The domain was logged by the web server.
- The IP address matched an Intranet Domain configuration within the Admin Console.
- DNS resolution.

IP addresses that do not resolve to a domain by these methods are categorized as follows:

- Reserved IP Address - The IP address falls within a block of reserved addresses. For example, 192.168.x.x and 10.x.x.x addresses are reserved for private networks.
- Unresolved IP Address - Category for IP addresses that did not resolve to a domain (perhaps because DNS resolution was disabled).

The domain name shown is the second-level domain name, such as webtrends.com. For example, all visitors from sales.webtrends.com, us.sales.webtrends.com, and service.webtrends.com are combined in the statistics for webtrends.com. If the top-level domain name is a country code, then the third-level domain name is shown also (for example, anycompany.com.au).

Visits

Number of visits to your site from this domain name. A visit is a series of actions that begins when a visitor views their first page from the server, and ends when the visitor leaves the site or remains idle beyond the idle-time limit. The default idle-time limit is thirty minutes. This time limit can be changed by the system administrator.

Hits

Number of hits to your site from this domain name. Each file requested by a visitor registers as a hit. There can be several hits on each page. While the volume of hits reflects the amount of server traffic, it is not an accurate reflection of the number of pages viewed.



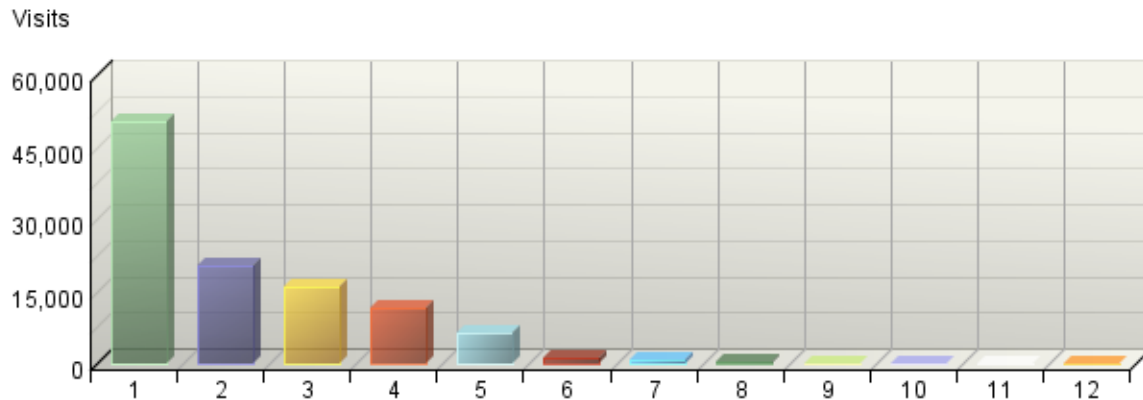
Report Descriptions

Use this information when you are interested in high-level domain names of visitors generating the most activity to your web site.

Top-Level Domain Types

This report provides a breakdown of top-level domain types.

Top-Level Domain Types



Top-Level Domain Types

Top-Level Domain Types	Visits	% Visits	Hits
Commercial	50,217	47.00%	114,897
Unresolved IP Address	20,592	19.27%	84,180
Network	15,870	14.85%	48,624
Education	11,498	10.76%	45,283
Unknown	6,345	5.94%	26,808
Government	1,226	1.15%	3,710
Organization	754	0.71%	2,210
Military	277	0.26%	691
ARPANET	30	0.03%	106
Informational	15	0.01%	33
International	12	0.01%	14
Business	3	0.00%	275
Total	106,839	100.00%	326,831

items 1-12 of 12

Top-Level Domain Types - Help Card



Column Definitions

Reserved IP Address

The IP address falls within a block of reserved addresses. For example, 192.168.x.x and 10.x.x.x addresses are reserved for private networks.

Unresolved IP Address

Category for IP addresses that did not resolve to a domain (perhaps because DNS resolution was disabled).

Unknown

The domain suffix did not match any of the top-level domain categories.

Top-Level Domain

The suffix of a domain name. A top-level domain can be based on the type of organization (.com, .edu, .museum, .name, etc) or it can be a country code (.uk, .de, .jp, .us, etc.). The top-level domain can be used to identify the type of web site. The following is a partial list of how this report categorizes top-level domains:

- ARPANET: .arpa
- Commercial: .com .co .com.[country code] .co.[country code] .firm.co .firm.ve .ltd.uk .info .biz
- Education: .edu .edu.[country-code] .ed.[country code] .ac.[country code] .school.[country code] .k12.[country code] .re.kr .sch.uk .edunet.tn
- International: .int .int.co .int.ve .intl.tn
- Government: .gov .gov.[country code] .gove.[country code] .go.[country code]
- Military: .mil .mil.[country code]
- Network: .net .ad.jp .ne.kr .net.[country code]
- Organization: .org .or .org.[country code] .or.[country code]
- Personal: .name

Visits

Number of visits to your site from the specified top-level domain. A visit is a series of actions that begins when a visitor views their first page from the server, and ends when the visitor leaves the site or remains idle beyond the idle-time limit. The default idle-time limit is thirty minutes. This time limit can be changed by the system administrator.

Hits

Number of hits to your site from the specified top-level domain. Each file requested by a visitor registers as a hit. There can be several hits on each page. While the volume of hits reflects the amount of server traffic, it is not an accurate reflection of the number of pages viewed.



Report Descriptions

Consider which types of organizations are interested in your site, and consider how you can interest other types of organizations.

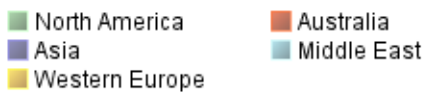
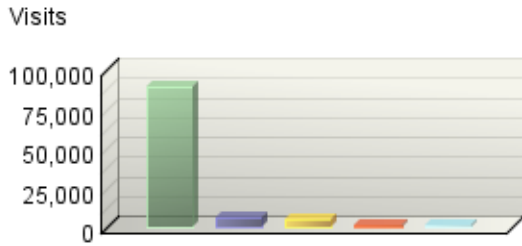
Note: This information can be displayed only if reverse DNS lookups have been performed. Even when DNS lookups are performed, some IP addresses cannot be resolved to a domain name.

Total - This represents the total visits or hits where there was sufficient information to identify the top-level domain. This number may be less than the total activity overall.


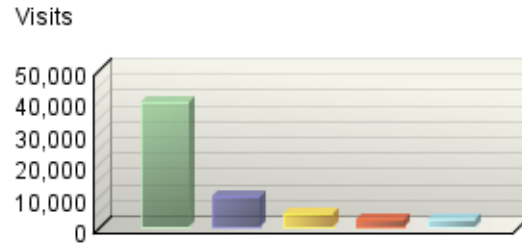
Geography Dashboard

This page contains key graphs and tables that provide an overview of this chapter. When viewing through the on-demand interface, you can click on the title of a graph or table to navigate to the corresponding page.

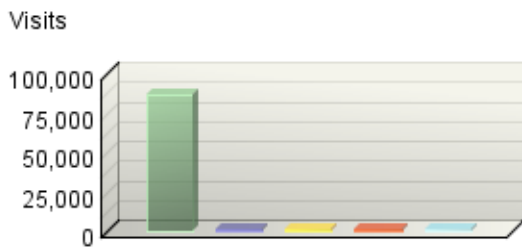
Regions



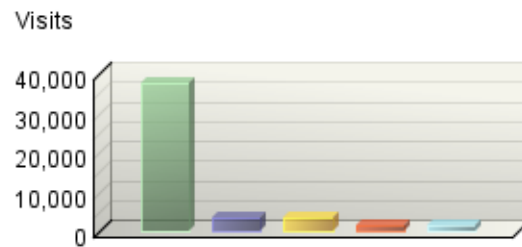
North American States and Provinces



Countries



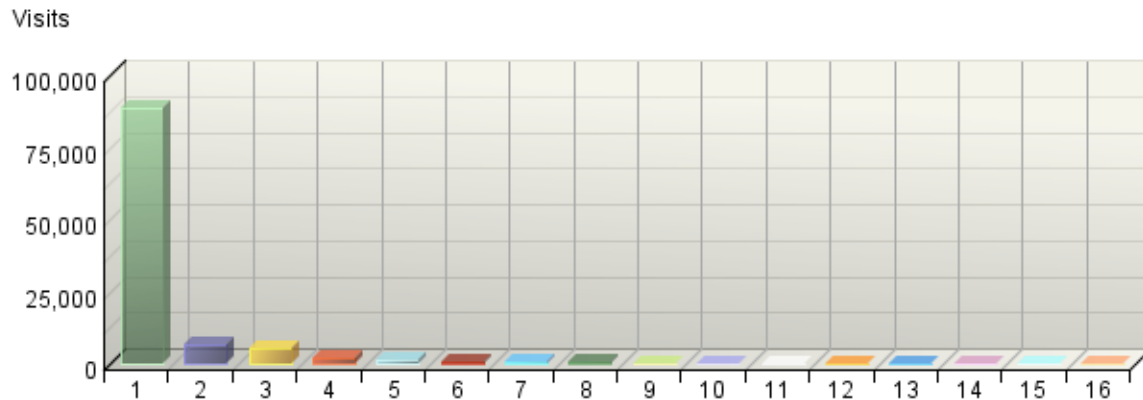
Cities



Regions

This report identifies the top geographic regions of the visitors to your site.

Regions



Regions

Regions	Visits	% Visits
1. North America	88,650	82.98%
2. Asia	6,597	6.17%
3. Western Europe	5,156	4.83%
4. Australia	1,717	1.61%
5. Middle East	1,266	1.18%
6. Eastern Europe	813	0.76%
7. South America	733	0.69%
8. Northern Europe	516	0.48%
9. Southern Africa	307	0.29%
10. Eastern Africa	263	0.25%
11. Caribbean Islands	235	0.22%
12. Northern Africa	183	0.17%
13. Pacific Islands	162	0.15%
14. Western Africa	157	0.15%
15. Central America	80	0.07%
16. Central Africa	4	0.00%
Total	106,839	100.00%

items 1-16 of 16

Regions - Help Card



Column Definitions

Regions

The geographic part of the world where visitors to your web site are located. "Unspecified Region" represents visitors whose geographic region could not be determined. "Unknown Region" represents visitors whose country has been determined but not identified with a specific region. If the WebTrends GeoTrends Database is turned on for this profile, the region is determined by looking up the visitor's IP address in this database. If GeoTrends is not enabled, the region will be determined from the domain name.

Visits

Number of visits from this geographic region. A visit is a series of actions that begins when a visitor views their first page from the server, and ends when the visitor leaves the site or remains idle beyond the idle-time limit. The default idle-time limit is thirty minutes. This time limit can be changed by the system administrator.

%

Percentage of total visits that were from this geographic region.



Report Descriptions

This information can help you meet the needs of your target audience as well as discover new audiences. Consider how you can make the content comprehensive and relevant to an international audience.

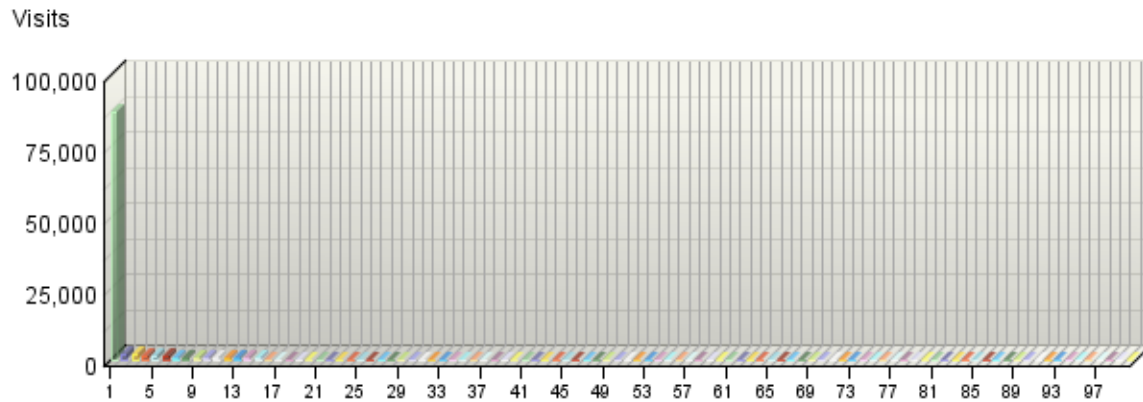
Values for "Unspecified Region" represent visitors whose geographic region cannot be determined. Values for "Unknown Region" represent visitors whose country can be determined but whose country is not associated with a specific region. Values for "Unknown States" or "Unknown Cities" represent hits for which the IP address does not match an entry in GeoTrends database. This is the case for countries that do not have states or simply entries for which this information was not provided in the GeoTrends database.

Note: Use this information carefully because it is based on Internet registration, and may not always be an accurate identifier of the visitor's actual location.

Countries

This report identifies the top countries of the visitors to your site.

Countries



Countries

	Countries	Visits	% Visits
1.	United States (US)	86,960	81.39%
2.	India (IN)	1,765	1.65%
3.	Australia (AU)	1,717	1.61%
4.	United Kingdom (UK)	1,480	1.39%
5.	Canada (CA)	1,424	1.33%
6.	China (CN)	1,400	1.31%
7.	Germany (DE)	749	0.70%
8.	Korea (South) (KR)	728	0.68%
9.	Japan (JP)	544	0.51%
10.	Iran (IR)	534	0.50%
11.	France (FR)	530	0.50%
12.	Netherlands (NL)	482	0.45%
13.	Italy (IT)	457	0.43%
14.	Taiwan (TW)	360	0.34%
15.	Spain (ES)	353	0.33%
16.	Western Europe - country unspecified (EU)	332	0.31%
17.	Malaysia (MY)	299	0.28%
18.	Philippines (PH)	283	0.26%
19.	Singapore (SG)	277	0.26%

	Countries	Visits	% Visits
20.	Switzerland (CH)	271	0.25%
21.	Turkey (TR)	268	0.25%
22.	Mexico (MX)	266	0.25%
23.	South Africa (ZA)	256	0.24%
24.	Brazil (BR)	233	0.22%
25.	Uruguay (UY)	230	0.22%
26.	Thailand (TH)	226	0.21%
27.	Hong Kong (HK)	210	0.20%
28.	Sweden (SE)	180	0.17%
29.	Poland (PL)	176	0.16%
30.	Puerto Rico (PR)	166	0.16%
31.	Norway (NO)	160	0.15%
32.	Romania (RO)	143	0.13%
33.	United Arab Emirates (AE)	140	0.13%
34.	Egypt (EG)	140	0.13%
35.	Israel (IL)	135	0.13%
36.	Indonesia (ID)	132	0.12%
37.	Mauritius (MU)	128	0.12%
38.	New Zealand (NZ)	125	0.12%
39.	Belgium (BE)	124	0.12%
40.	Russian Federation (RU)	120	0.11%
41.	Pakistan (PK)	115	0.11%
42.	Portugal (PT)	114	0.11%
43.	Denmark (DK)	102	0.10%
44.	Viet Nam (VN)	100	0.09%
45.	Ireland (IE)	93	0.09%
46.	Greece (GR)	93	0.09%
47.	Colombia (CO)	72	0.07%
48.	Finland (FI)	71	0.07%
49.	Hungary (HU)	65	0.06%
50.	Chile (CL)	64	0.06%
51.	Saudi Arabia (SA)	61	0.06%
52.	Ethiopia (ET)	57	0.05%
53.	Austria (AT)	54	0.05%
54.	Argentina (AR)	54	0.05%
55.	Czech Republic (CZ)	51	0.05%
56.	Cote D'Ivoire (Ivory Coast) (CI)	50	0.05%
57.	Sri Lanka (LK)	49	0.05%
58.	Nigeria (NG)	48	0.04%
59.	Costa Rica (CR)	43	0.04%
60.	Kenya (KE)	38	0.04%

	Countries	Visits	% Visits
61.	Yugoslavia (YU)	38	0.04%
62.	Peru (PE)	36	0.03%
63.	Senegal (SN)	29	0.03%
64.	Slovak Republic (SK)	28	0.03%
65.	Slovenia (SI)	26	0.02%
66.	Bulgaria (BG)	26	0.02%
67.	Estonia (EE)	25	0.02%
68.	Zimbabwe (ZW)	24	0.02%
69.	Lithuania (LT)	24	0.02%
70.	Jordan (JO)	23	0.02%
71.	Croatia (Hrvatska) (HR)	23	0.02%
72.	Lebanon (LB)	22	0.02%
73.	Ukraine (UA)	22	0.02%
74.	Fiji (FJ)	21	0.02%
75.	Uganda (UG)	21	0.02%
76.	Jamaica (JM)	21	0.02%
77.	Oman (OM)	20	0.02%
78.	Venezuela (VE)	19	0.02%
79.	Tanzania (TZ)	18	0.02%
80.	Nepal (NP)	18	0.02%
81.	Kuwait (KW)	17	0.02%
82.	Tunisia (TN)	16	0.01%
83.	Ecuador (EC)	15	0.01%
84.	Luxembourg (LU)	13	0.01%
85.	Mongolia (MN)	13	0.01%
86.	Trinidad and Tobago (TT)	12	0.01%
87.	Bahrain (BH)	12	0.01%
88.	Bangladesh (BD)	12	0.01%
89.	Macedonia (MK)	12	0.01%
90.	Algeria (DZ)	12	0.01%
91.	Ghana (GH)	11	0.01%
92.	Latvia (LV)	11	0.01%
93.	Syria (SY)	10	0.01%
94.	Georgia (GE)	10	0.01%
95.	Armenia (AM)	10	0.01%
96.	Uzbekistan (UZ)	10	0.01%
97.	Cambodia (KH)	8	0.01%
98.	Myanmar (MM)	8	0.01%
99.	Malta (MT)	8	0.01%
100.	Belize (BZ)	8	0.01%
101.	Malawi (MW)	8	0.01%

	Countries	Visits	% Visits
102.	Panama (PA)	8	0.01%
103.	Guatemala (GT)	7	0.01%
104.	Guam (GU)	7	0.01%
105.	Bolivia (BO)	7	0.01%
106.	Honduras (HN)	7	0.01%
107.	Morocco (MA)	7	0.01%
108.	Cyprus (CY)	6	0.01%
109.	Virgin Islands (U.S.) (VI)	6	0.01%
110.	Cameroon (CM)	6	0.01%
111.	Qatar (QA)	6	0.01%
112.	Namibia (NA)	6	0.01%
113.	Lesotho (LS)	6	0.01%
114.	Cuba (CU)	5	0.00%
115.	Belarus (BY)	5	0.00%
116.	Maldives (MV)	5	0.00%
117.	Kyrgyzstan (KG)	5	0.00%
118.	Palestinian Territories (PS)	5	0.00%
119.	Moldova (MD)	5	0.00%
120.	Dominican Republic (DO)	5	0.00%
121.	El Salvador (SV)	5	0.00%
122.	Mali (ML)	4	0.00%
123.	Libya (LY)	4	0.00%
124.	Iraq (IQ)	4	0.00%
125.	Sudan (SD)	4	0.00%
126.	Antigua and Barbuda (AG)	4	0.00%
127.	Bahamas (BS)	4	0.00%
128.	Macau (MO)	4	0.00%
129.	Benin (BJ)	3	0.00%
130.	Togo (TG)	3	0.00%
131.	Brunei Darussalam (BN)	3	0.00%
132.	Papua New Guinea (PG)	3	0.00%
133.	Bosnia and Herzegovina (BA)	3	0.00%
134.	Northern Mariana Islands (MP)	3	0.00%
135.	Azerbaijan (AZ)	3	0.00%
136.	Barbados (BB)	3	0.00%
137.	Bermuda (BM)	3	0.00%
138.	Yemen (YE)	3	0.00%
139.	Bhutan (BT)	2	0.00%
140.	Iceland (IS)	2	0.00%
141.	Paraguay (PY)	2	0.00%
142.	Monaco (MC)	2	0.00%

	Countries	Visits	% Visits
143.	St. Lucia (LC)	2	0.00%
144.	Nicaragua (NI)	2	0.00%
145.	Botswana (BW)	2	0.00%
146.	Zambia (ZM)	2	0.00%
147.	Congo (Democratic Republic) (CD)	2	0.00%
148.	Mozambique (MZ)	2	0.00%
149.	French Polynesia (PF)	2	0.00%
150.	Micronesia (FM)	2	0.00%
151.	Afghanistan (AF)	2	0.00%
152.	Cayman Islands (KY)	2	0.00%
153.	Reunion (RE)	1	0.00%
154.	Samoa (WS)	1	0.00%
155.	Congo (CG)	1	0.00%
156.	Tajikistan (TJ)	1	0.00%
157.	Netherlands Antilles (AN)	1	0.00%
158.	Sierra Leone (SL)	1	0.00%
159.	Guyana (GY)	1	0.00%
160.	Eritrea (ER)	1	0.00%
161.	Burkina Faso (BF)	1	0.00%
162.	Turkmenistan (TM)	1	0.00%
163.	Faroe Islands (FO)	1	0.00%
164.	Burundi (BI)	1	0.00%
165.	Gibraltar (GI)	1	0.00%
166.	Kazakhstan (KZ)	1	0.00%
167.	American Samoa (AS)	1	0.00%
168.	St. Kitts and Nevis (KN)	1	0.00%
169.	GM	1	0.00%
	Total	106,839	100.00%

items 1-169 of 169

Countries - Help Card



Column Definitions

Countries

If the WebTrends GeoTrends Database is turned on for this profile, the country is determined by looking up the visitor's IP address in this database. If GeoTrends is not enabled, the country will be determined from the domain name.

Visits

Number of visits from the specified country. A visit is a series of actions that begins when a visitor views their first page from the server, and ends when the visitor leaves the site or remains idle beyond the idle-time limit. The default idle-time limit is thirty minutes. This time limit can be changed by the system administrator.

%

Percentage of total visits from the specified country.

Unknown Country

The country associated with the visitor's domain name could not be determined.



Report Descriptions

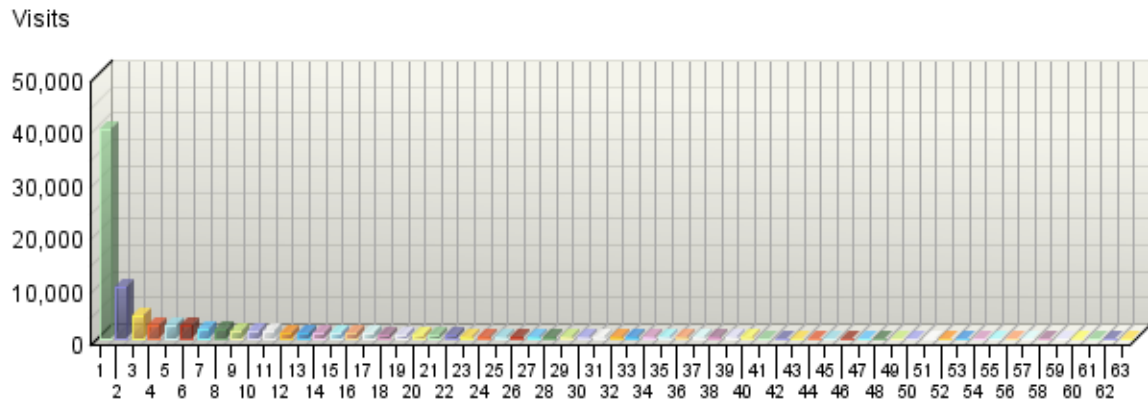
This information can help you meet the needs of your target audience as well as discover new audiences. Consider how you can make the content comprehensive and relevant to an international audience.

Note: Use this information carefully because it is based on Internet registration, and may not always be an accurate identifier of the visitor's actual location.

North American States and Provinces

If you have enabled the WebTrends GeoTrends Database for this profile, this page will list the states and provinces of North America with your most active visitors.





North American States and Provinces



North American States and Provinces

	States and Provinces	Visits	% Visits
1.	Virginia	39,917	45.62%
2.	California	9,729	11.12%
3.	North Carolina	4,318	4.93%
4.	Washington	2,696	3.08%
5.	Texas	2,535	2.90%
6.	New York	2,450	2.80%
7.	Massachusetts	1,905	2.18%
8.	D.C.	1,705	1.95%
9.	Pennsylvania	1,574	1.80%
10.	Illinois	1,354	1.55%
11.	Florida	1,307	1.49%
12.	Michigan	1,269	1.45%
13.	Maryland	1,255	1.43%
14.	Georgia	1,230	1.41%
15.	New Jersey	1,215	1.39%
16.	Ohio	1,082	1.24%
17.	Colorado	1,070	1.22%
18.	Wisconsin	774	0.88%

	States and Provinces	Visits	% Visits
19.	Arizona	663	0.76%
20.	Missouri	646	0.74%
21.	Ontario	631	0.72%
22.	Minnesota	583	0.67%
23.	Oregon	525	0.60%
24.	Connecticut	494	0.56%
25.	Indiana	459	0.52%
26.	Tennessee	408	0.47%
27.	Oklahoma	362	0.41%
28.	Alabama	343	0.39%
29.	South Carolina	308	0.35%
30.	Iowa	255	0.29%
31.	Louisiana	254	0.29%
32.	Montana	238	0.27%
33.	British Columbia	234	0.27%
34.	Quebec	232	0.27%
35.	Maine	225	0.26%
36.	New Mexico	217	0.25%
37.	Idaho	206	0.24%
38.	Utah	206	0.24%
39.	New Hampshire	205	0.23%
40.	Hawaii	187	0.21%
41.	Alberta	174	0.20%
42.	Kentucky	174	0.20%
43.	Mississippi	173	0.20%
44.	Nebraska	173	0.20%
45.	Arkansas	169	0.19%
46.	Alaska	169	0.19%
47.	Nevada	167	0.19%
48.	Rhode Island	165	0.19%
49.	Kansas	151	0.17%
50.	West Virginia	116	0.13%
51.	Vermont	107	0.12%
52.	Delaware	106	0.12%
53.	North Dakota	86	0.10%
54.	Wyoming	78	0.09%
55.	South Dakota	72	0.08%
56.	Manitoba	45	0.05%
57.	Nova Scotia	33	0.04%
58.	Saskatchewan	30	0.03%
59.	New Brunswick	20	0.02%

	States and Provinces	Visits	% Visits
	60. Newfoundland	19	0.02%
	61. Prince Edward Island	3	0.00%
	62. Northwest Territories	2	0.00%
	63. Yukon	1	0.00%
	Total	87,499	100.00%

items 1-63 of 63

North American States and Provinces - Help Card



Column Definitions

States and Provinces

If the WebTrends GeoTrends Database is turned on for this profile, the location is determined by looking up the visitor's IP address in this database.

Visits

Number of visits from this state or province. A visit is a series of actions that begins when a visitor views their first page from the server, and ends when the visitor leaves the site or remains idle beyond the idle-time limit. The default idle-time limit is thirty minutes. This time limit can be changed by the system administrator.

%

Percentage of total visits from this state or province.



Report Descriptions

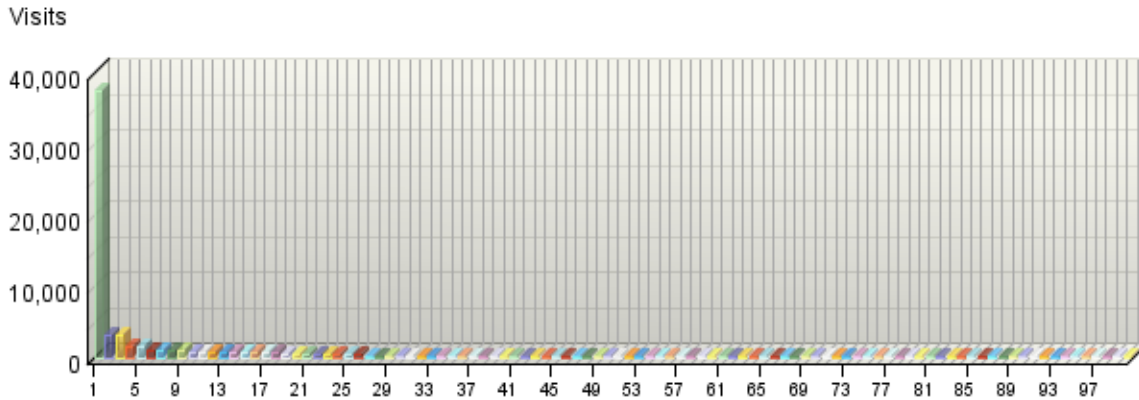
This information can help you meet the needs of your target audience as well as discover new audiences. Consider how you can make the content comprehensive and relevant to an international audience.

Note: Use this information carefully, because it is based on Internet registration and may not always be an accurate identifier of the visitor's actual location.

Cities

If you have enabled the WebTrends GeoTrends Database for this profile, this page will list the cities with your most active visitors.

Cities



Cities

	City	Visits	% Visits
1.	Chantilly, Virginia, United States	37,676	35.70%
2.	Sunnyvale, California, United States	3,327	3.15%
3.	Durham, North Carolina, United States	3,178	3.01%
4.	Washington, D.C., United States	1,705	1.62%
5.	Redmond, Washington, United States	1,573	1.49%
6.	Beijing, China	1,154	1.09%
7.	Milton, Australia	1,133	1.07%
8.	Atlanta, Georgia, United States	994	0.94%
9.	San Jose, California, United States	952	0.90%
10.	New York, New York, United States	940	0.89%
11.	Chicago, Illinois, United States	890	0.84%
12.	Boston, Massachusetts, United States	820	0.78%
13.	San Francisco, California, United States	755	0.72%
14.	Seattle, Washington, United States	744	0.70%
15.	Dallas, Texas, United States	727	0.69%
16.	Reston, Virginia, United States	719	0.68%
17.	Santa Cruz, California, United States	706	0.67%
18.	London, United Kingdom	696	0.66%

	City	Visits	% Visits
19.	Los Angeles, California, United States	580	0.55%
20.	Mumbai, India	569	0.54%
21.	Seoul, Korea (South)	555	0.53%
22.	Raleigh, North Carolina, United States	514	0.49%
23.	Denver, Colorado, United States	488	0.46%
24.	San Diego, California, United States	470	0.45%
25.	Baltimore, Maryland, United States	469	0.44%
26.	Houston, Texas, United States	465	0.44%
27.	Cambridge, Massachusetts, United States	404	0.38%
28.	Philadelphia, Pennsylvania, United States	391	0.37%
29.	New Delhi, India	378	0.36%
30.	Minneapolis, Minnesota, United States	363	0.34%
31.	Madison, Wisconsin, United States	349	0.33%
32.	Bhawan, India	339	0.32%
33.	Phoenix, Arizona, United States	317	0.30%
34.	Tehran, Iran	313	0.30%
35.	T'ai-pei, Taiwan	307	0.29%
36.	Orlando, Florida, United States	301	0.29%
37.	Amsterdam, Netherlands	300	0.28%
38.	Miami, Florida, United States	293	0.28%
39.	Mountain View, California, United States	284	0.27%
40.	Toronto, Canada	283	0.27%
41.	Singapore, Singapore	277	0.26%
42.	Pittsburgh, Pennsylvania, United States	276	0.26%
43.	Columbus, Ohio, United States	273	0.26%
44.	Ann Arbor, Michigan, United States	272	0.26%
45.	Mount Laurel, New Jersey, United States	269	0.25%
46.	East Lansing, Michigan, United States	264	0.25%
47.	Tokyo, Japan	264	0.25%
48.	Paris, France	256	0.24%
49.	Saint Louis, Missouri, United States	255	0.24%
50.	Detroit, Michigan, United States	252	0.24%
51.	Portland, Oregon, United States	242	0.23%
52.	Madrid, Spain	239	0.23%
53.	Austin, Texas, United States	234	0.22%
54.	Kuala Lumpur, Malaysia	231	0.22%
55.	Montevideo, Uruguay	230	0.22%
56.	University Park, Pennsylvania, United States	229	0.22%
57.	Tampa, Florida, United States	218	0.21%
58.	Herndon, Virginia, United States	218	0.21%
59.	Davis, California, United States	212	0.20%

	City	Visits	% Visits
60.	Zurich, Switzerland	210	0.20%
61.	Berkeley, California, United States	205	0.19%
62.	Delhi, India	205	0.19%
63.	Fort Collins, Colorado, United States	201	0.19%
64.	Ashburn, Virginia, United States	201	0.19%
65.	Riverside, California, United States	193	0.18%
66.	Bangkok, Thailand	192	0.18%
67.	Cincinnati, Ohio, United States	189	0.18%
68.	Oklahoma City, Oklahoma, United States	186	0.18%
69.	Syracuse, New York, United States	184	0.17%
70.	Irvine, California, United States	184	0.17%
71.	Milano, Italy	183	0.17%
72.	Vancouver, Canada	181	0.17%
73.	Boulder, Colorado, United States	181	0.17%
74.	Kansas City, Missouri, United States	180	0.17%
75.	Hong Kong, Hong Kong	175	0.17%
76.	Frankfurt, Germany	173	0.16%
77.	San Antonio, Texas, United States	171	0.16%
78.	Sydney, Australia	170	0.16%
79.	Manila, Philippines	168	0.16%
80.	Ithaca, New York, United States	168	0.16%
81.	Tucson, Arizona, United States	161	0.15%
82.	New Haven, Connecticut, United States	160	0.15%
83.	Chapel Hill, North Carolina, United States	159	0.15%
84.	Indianapolis, Indiana, United States	158	0.15%
85.	Newark, New Jersey, United States	154	0.15%
86.	Cleveland, Ohio, United States	154	0.15%
87.	Arlington, Virginia, United States	151	0.14%
88.	Plano, Texas, United States	150	0.14%
89.	Urbana, Illinois, United States	150	0.14%
90.	Montreal, Canada	149	0.14%
91.	Albany, New York, United States	149	0.14%
92.	Salt Lake City, Utah, United States	148	0.14%
93.	Corvallis, Oregon, United States	147	0.14%
94.	Gainesville, Florida, United States	147	0.14%
95.	Stanford, California, United States	147	0.14%
96.	Charlottesville, Virginia, United States	142	0.13%
97.	Columbia, South Carolina, United States	141	0.13%
98.	Amherst, Massachusetts, United States	140	0.13%
99.	Milwaukee, Wisconsin, United States	138	0.13%
100.	Cape Town, South Africa	136	0.13%


	City	Visits	% Visits
101.	Blacksburg, Virginia, United States	136	0.13%
102.	Dubai, United Arab Emirates	134	0.13%
103.	Charlotte, North Carolina, United States	134	0.13%
104.	College Station, Texas, United States	134	0.13%
105.	Rochester, New York, United States	134	0.13%
106.	Hicksville, New York, United States	132	0.13%
107.	Oslo, Norway	131	0.12%
108.	Providence, Rhode Island, United States	131	0.12%
109.	San Juan, Puerto Rico	130	0.12%
110.	Port Louis, Mauritius	128	0.12%
111.	Knoxville, Tennessee, United States	128	0.12%
112.	Pleasanton, California, United States	128	0.12%
113.	Santa Clara, California, United States	128	0.12%
114.	Las Vegas, Nevada, United States	127	0.12%
115.	Honolulu, Hawaii, United States	126	0.12%
116.	Marina Del Rey, California, United States	121	0.11%
117.	Sao Paulo, Brazil	120	0.11%
118.	New Brunswick, New Jersey, United States	120	0.11%
119.	Cairo, Egypt	118	0.11%
120.	Athens, Georgia, United States	114	0.11%
121.	Sacramento, California, United States	111	0.11%
122.	Rockville, Maryland, United States	110	0.10%
123.	Monterrey, Mexico	110	0.10%
124.	Orono, Maine, United States	109	0.10%
125.	Auckland, New Zealand (Aotearoa)	105	0.10%
126.	Calgary, Canada	105	0.10%
127.	Dayton, Ohio, United States	104	0.10%
128.	New Orleans, Louisiana, United States	100	0.09%
129.	Bozeman, Montana, United States	99	0.09%
130.	Saarbrücken, Germany	99	0.09%
131.	Columbia, Maryland, United States	99	0.09%
132.	Tempe, Arizona, United States	96	0.09%
133.	Southfield, Michigan, United States	95	0.09%
134.	Istanbul, Turkey	95	0.09%
135.	West Lafayette, Indiana, United States	93	0.09%
136.	Moscow, Idaho, United States	93	0.09%
137.	Anchorage, Alaska, United States	92	0.09%
138.	Santa Barbara, California, United States	91	0.09%
139.	Hanoi, Viet Nam	90	0.09%
140.	Alexandria, Virginia, United States	90	0.09%
141.	Coudersport, Pennsylvania, United States	89	0.08%

	City	Visits	% Visits
142.	Meriden, Connecticut, United States	89	0.08%
143.	Baton Rouge, Louisiana, United States	89	0.08%
144.	Brussels, Belgium	88	0.08%
145.	Anaheim, California, United States	88	0.08%
146.	Ankara, Turkey	87	0.08%
147.	Albuquerque, New Mexico, United States	85	0.08%
148.	Van Nuys, California, United States	85	0.08%
149.	Jackson, Mississippi, United States	84	0.08%
150.	Mc Lean, Virginia, United States	84	0.08%
151.	Waukesha, Wisconsin, United States	84	0.08%
152.	Nashville, Tennessee, United States	83	0.08%
153.	Missoula, Montana, United States	83	0.08%
154.	Hyattsville, Maryland, United States	82	0.08%
155.	Lincoln, Nebraska, United States	82	0.08%
156.	Ottawa, Canada	82	0.08%
157.	Tel Aviv, Israel	81	0.08%
158.	Birmingham, Alabama, United States	80	0.08%
159.	Manchester, United Kingdom	79	0.07%
160.	Bethesda, Maryland, United States	79	0.07%
161.	College Park, Maryland, United States	79	0.07%
162.	Melbourne, Australia	78	0.07%
163.	Wilmington, North Carolina, United States	78	0.07%
164.	Moscow, Russian Federation	77	0.07%
165.	Richardson, Texas, United States	76	0.07%
166.	Omaha, Nebraska, United States	75	0.07%
167.	Fayetteville, Arkansas, United States	75	0.07%
168.	Newark, Delaware, United States	75	0.07%
169.	Columbia, Missouri, United States	75	0.07%
170.	Richmond, Virginia, United States	75	0.07%
171.	Buffalo, New York, United States	73	0.07%
172.	Auburn, Alabama, United States	72	0.07%
173.	Rancho Cordova, California, United States	72	0.07%
174.	Warsaw, Poland	71	0.07%
175.	Greensboro, North Carolina, United States	71	0.07%
176.	Bucharest, Romania	71	0.07%
177.	Manhattan, Kansas, United States	70	0.07%
178.	Brisbane, Australia	69	0.07%
179.	Iowa City, Iowa, United States	69	0.07%
180.	Lisbon, Portugal	69	0.07%
181.	Stockholm, Sweden	69	0.07%
182.	El Paso, Texas, United States	68	0.06%

	City	Visits	% Visits
183.	Hampton, Virginia, United States	67	0.06%
184.	Durham, New Hampshire, United States	66	0.06%
185.	Dublin, Ireland	66	0.06%
186.	Edmonton, Canada	66	0.06%
187.	Houghton, Michigan, United States	63	0.06%
188.	Eugene, Oregon, United States	63	0.06%
189.	Binghamton, New York, United States	62	0.06%
190.	Lexington, Kentucky, United States	62	0.06%
191.	Tallahassee, Florida, United States	62	0.06%
192.	Jakarta, Indonesia	62	0.06%
193.	Little Rock, Arkansas, United States	60	0.06%
194.	Ames, Iowa, United States	60	0.06%
195.	Makati, Philippines	60	0.06%
196.	Richland, Washington, United States	60	0.06%
197.	Karachi, Pakistan	59	0.06%
198.	Princeton, New Jersey, United States	58	0.05%
199.	Chennai, India	58	0.05%
200.	Boise, Idaho, United States	58	0.05%
	Other	17,578	16.66%
	Total	105,533	100.00%

items 1-200 of 200

Cities - Help Card

 **Column Definitions**

City
If the WebTrends GeoTrends Database is turned on for this profile, the location is determined by looking up the visitor's IP address in this database.

Visits
Number of visits from this city. A visit is a series of actions that begins when a visitor views their first page from the server, and ends when the visitor leaves the site or remains idle beyond the idle-time limit. The default idle-time limit is thirty minutes. This time limit can be changed by the system administrator.

%
Percentage of total visits from this city.



Report Descriptions

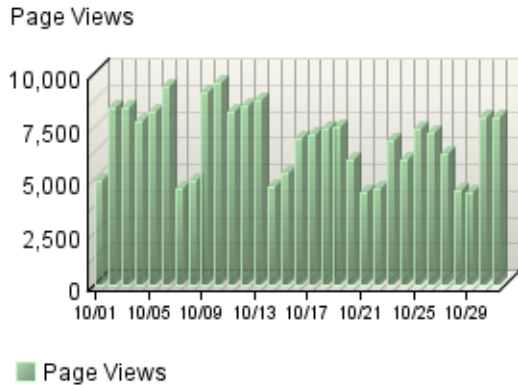
This information can help you meet the needs of your target audience as well as discover new audiences. Consider how you can make the content comprehensive and relevant to an international audience.

Note: Use this information carefully because it is based on Internet registration, and may not always be an accurate identifier of the visitor's actual location.

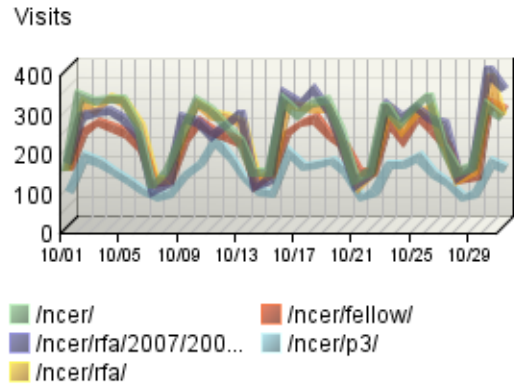
Pages Dashboard

This displays key graphs and tables that provide an overview of the Pages chapter. When viewing through the on-demand interface, you can click on the title of a graph or table to navigate to the corresponding page.

Page Views Trend



Pages Trend



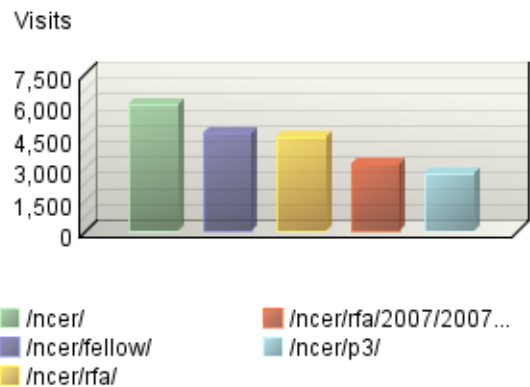
Content Groups

No data is available for this graph.

Page View Summary


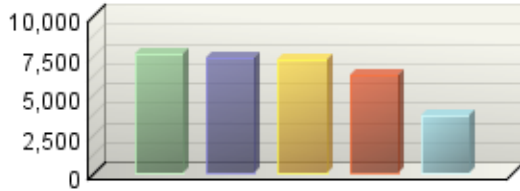
Page Views	212,025
Average per Day	6,839
Average Page Views per Visit	1.98

Entry Pages



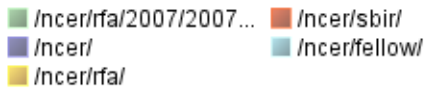
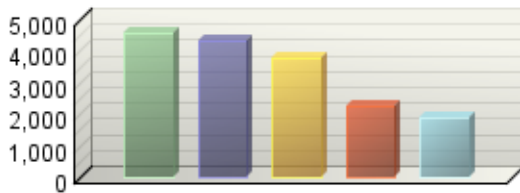
Pages

Visits



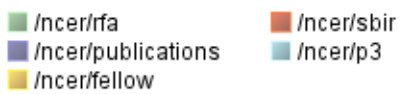
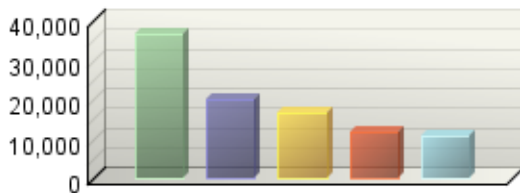
Exit Pages

Visits



Directories

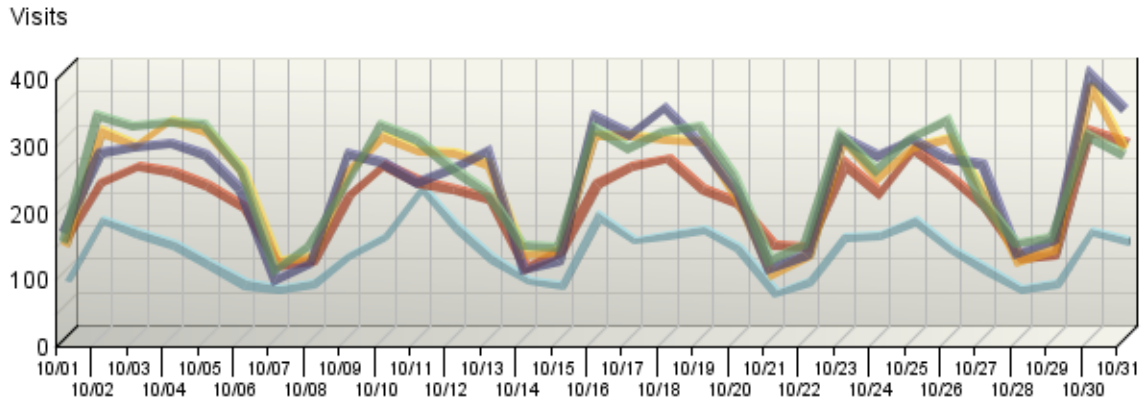
Visits



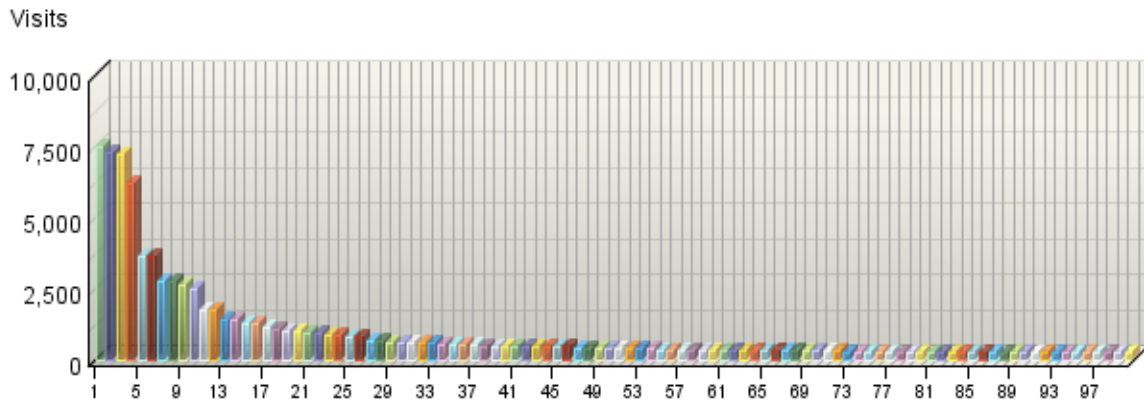
Pages

This identifies the most popular web pages on your site and shows you the number of visits for each, and displays the average length of time the page was viewed.

Pages Trend



Pages



Pages

	Pages	Visits	Views	Average Time Viewed
■ 1.	National Center for Environmental Research (NCER) ORD US EPA http://es.epa.gov/ncer/	7,514	11,975	00:02:22

	Pages	Visits	Views	Average Time Viewed
2.	EPA: ORD: NCER: Funding Opportunities: Fall 2007 EPA Science to Achieve Results (STAR) Fellowships for Graduate Environmental Study http://es.epa.gov/ncer/rfa/2007/2007_star_fellow.html	7,304	8,136	00:03:30
3.	Funding Opportunities NCER US EPA http://es.epa.gov/ncer/rfa/	7,225	9,055	00:01:55
4.	STAR Fellowships NCER US EPA http://es.epa.gov/ncer/fellow/	6,203	7,649	00:00:57
5.	P3: People, Prosperity and the Planet Student Design Competition for Sustainability US EPA http://es.epa.gov/ncer/p3/	3,667	4,752	00:01:34
6.	EPA: ORD: NCER: Small Business Innovation Research http://es.epa.gov/ncer/sbir/	3,634	5,487	00:01:52
7.	EPA: ORD: NCER: STAR Grants and Cooperative Agreements http://es.epa.gov/ncer/grants/	2,780	3,269	00:01:32
8.	EPA: ORD: NCER: Funding Opportunities http://es.epa.gov/ncer/rfa/2007/2007_p3_4thannual.html	2,767	2,923	00:03:20
9.	EPA: ORD: NCER: Funding Opportunities: Fall 2007 EPA Greater Research Opportunities (GRO) Fellowships for Graduate Environmental Study http://es.epa.gov/ncer/rfa/2007/2007_star_gro_grad.html	2,668	2,876	00:02:54
10.	STAR Grant Forms and Instructions NCER EPA http://es.epa.gov/ncer/rfa/forms/	2,518	3,168	00:03:38
11.	EPA: Nanotechnology http://es.epa.gov/ncer/nano/	1,774	2,392	00:01:29
12.	Environmental Protection Agency: National Center For Environmental Research: STAR/GRO Graduate Fellowship FAQs http://es.epa.gov/ncer/guidance/faqs/faq_gro_grad.html	1,754	1,858	00:03:51
13.	Uncertainty Analyses of Models in Integrated Environmental Assessments Funding Opportunities NCER US EPA http://es.epa.gov/ncer/rfa/2006/2006_star_uncertainty.html	1,446	1,533	00:03:26
14.	EPA: ORD: NCER: Events: Calendar http://es.epa.gov/ncer/events/	1,397	2,248	00:01:33

	Pages	Visits	Views	Average Time Viewed
15.	EPA: ORD: NCER: Funding Opportunities: Development of Environmental Health Outcome Indicators http://es.epa.gov/ncer/rfa/2006/2006_star_ep_hi.html	1,300	1,384	00:02:42
16.	EPA: ORD: NCER: Funding Opportunities: Fall 2007 EPA Greater Research Opportunities (GRO) Fellowships for Undergraduate Environmental Study http://es.epa.gov/ncer/rfa/2007/2007_star_gro_undergrad.html	1,287	1,369	00:02:41
17.	Sources, Composition, and Health Effects of Coarse Particulate Matter Funding Opportunities NCER US EPA http://es.epa.gov/ncer/rfa/2006/2006_star_coarse_pm.html	1,163	1,229	00:03:00
18.	Issues in Tribal Environmental Research and Health Promotion: Novel Approaches for Assessing and Managing Cumulative Risks and Impacts of Global Climate Change Funding Opportunities NCER US EPA http://es.epa.gov/ncer/rfa/2006/2006_star_tribal.html	1,103	1,164	00:03:37
19.	2006/2007 P3 Teams P3: People, Prosperity and the Planet Student Design Competition for Sustainability US EPA http://es.epa.gov/ncer/p3/current/	1,011	1,120	00:03:02
20.	How to Apply Phase I - Project Development P3: People, Prosperity and the Planet Student Design Competition for Sustainability US EPA http://es.epa.gov/ncer/p3/apply/	983	1,130	00:01:38
21.	EPA: ORD: NCER: Guidance & FAQs: Frequently Asked Questions http://es.epa.gov/ncer/guidance/faqs.html	960	1,036	00:00:35
22.	About P3 P3: People, Prosperity and the Planet Student Design Competition for Sustainability US EPA http://es.epa.gov/ncer/p3/fact_sheet.html	959	1,037	00:02:23
23.	EPA: ORD: NCER: Other Programs: EPSCoR http://es.epa.gov/ncer/other/	910	1,108	00:01:36
24.	EPA: ORD: NCER: Funding Opportunities http://es.epa.gov/ncer/rfa/2006/2006_sbir_phase1.html	885	949	00:03:17
25.	EPA: National Center For Environmental Research http://es.epa.gov/ncer/science/	822	999	00:01:38

	Pages	Visits	Views	Average Time Viewed
26.	EPA: ORD: NCER: Guidance & FAQs http://es.epa.gov/ncer/guidance/	809	1,051	00:01:59
27.	EPA: ORD: NCER: Funding Opportunities http://es.epa.gov/ncer/rfa/2006/2006_star_fellow.html	671	737	00:02:02
28.	EPA: ORD: NCER: Publications & Proceedings http://es.epa.gov/ncer/publications/	671	774	00:02:07
29.	EPA: ORD: NCER: Research Results http://es.epa.gov/ncer/results/	638	733	00:01:41
30.	EPA: ORD: NCER: Collaborative Science and Technology Network for Sustainability (CNS) http://es.epa.gov/ncer/cns/	606	844	00:01:34
31.	EPA: ORD: NCER: About NCER http://es.epa.gov/ncer/about/	606	723	00:01:46
32.	Past P3 Projects P3: People, Prosperity and the Planet Student Design Competition for Sustainability US EPA http://es.epa.gov/ncer/p3/past/	596	675	00:00:34
33.	EPA: Nanotechnology http://es.epa.gov/ncer/nano/factsheet/	583	637	00:02:46
34.	EPA: ORD: NCER: Events: News http://es.epa.gov/ncer/events/news/2006/09_29_06_p3.html	570	609	00:01:24
35.	Environmental Protection Agency http://es.epa.gov/ncer/fellow/recipients/star_fellow05.html	536	608	00:02:18
36.	2005 P3 Projects Project Descriptions and Photos P3: People, Prosperity and the Planet Student Design Competition for Sustainability US EPA http://es.epa.gov/ncer/p3/project_websites/2005/2005_phase_1_project_websites.html	534	576	00:01:50
37.	EPA: ORD: NCER: Research on Drinking Water http://es.epa.gov/ncer/publications/topical/drinking.html	525	535	00:03:13
38.	2006 P3 Award Winners Past P3 Projects P3: People, Prosperity and the Planet Student Design Competition for Sustainability US EPA http://es.epa.gov/ncer/p3/project_websites/2006/2006awardwinners.html	499	527	00:02:00
39.	EPA: Nanotechnology: Basic Information http://es.epa.gov/ncer/nano/questions/	493	527	00:02:54
40.	EPA: ORD: NCER: Funding Opportunities http://es.epa.gov/ncer/rfa/2005/2005_sbir_phase1.html	491	537	00:04:42

	Pages	Visits	Views	Average Time Viewed
41.	Environmental Protection Agency http://es.epa.gov/ncer/rfa/archive/grants/	471	594	00:00:36
42.	EPA: NCER: Research Centers http://es.epa.gov/ncer/centers/	468	579	00:04:06
43.	EPA: Nanotechnology: Science & Technology http://es.epa.gov/ncer/nano/publications/	462	769	00:01:06
44.	EPA: ORD: NCER: Grants: Recipients List http://es.epa.gov/ncer/grants/recipients_index.html	458	483	00:02:54
45.	STAA NCER ORD US EPA http://es.epa.gov/ncer/staa/	451	569	00:01:15
46.	Environmental Protection Agency http://es.epa.gov/ncer/guidance/star_faq.html	444	453	00:01:59
47.	EPA: ORD: NCER: Urban Sprawl Research http://es.epa.gov/ncer/publications/topical/urban.html	413	422	00:06:55
48.	National Sustainable Design Expo P3: People, Prosperity and the Planet Student Design Competition for Sustainability US EPA http://es.epa.gov/ncer/p3/expo/	405	545	00:00:51
49.	EPA: Nanotechnology: Research Projects http://es.epa.gov/ncer/nano/research/	402	452	00:01:35
50.	P3 Award Winners and Successes P3: People, Prosperity and the Planet Student Design Competition for Sustainability US EPA http://es.epa.gov/ncer/p3/success/	397	432	00:00:46
51.	EPA: ORD: NCER: Research Opportunities: Archive http://es.epa.gov/ncer/rfa/archive/	392	486	00:00:36
52.	Environmental Protection Agency http://es.epa.gov/ncer/science/pm/	383	466	00:01:54
53.	EPA: ORD: NCER: Mercury Research http://es.epa.gov/ncer/publications/topical/mercury.html	382	399	00:03:07
54.	EPA: ORD: NCER: Funding Opportunities http://es.epa.gov/ncer/rfa/2006/2006_gro_undegrad_fellow.html	376	386	00:02:23
55.	EPA: ORD: NCER: Research on Mining Impacts http://es.epa.gov/ncer/publications/topical/mining.html	361	370	00:08:15
56.	EPA: Nanotechnology http://es.epa.gov/ncer/nano/lectures/	361	434	00:02:50
57.	Environmental Protection Agency http://es.epa.gov/ncer/science/economics/	348	404	00:01:15

	Pages	Visits	Views	Average Time Viewed
58.	Environmental Protection Agency http://es.epa.gov/ncer/rfa/current/2003_nano.html	337	345	00:02:53
59.	Photo Gallery P3: People, Prosperity and the Planet Student Design Competition for Sustainability US EPA http://es.epa.gov/ncer/p3/photo.html	333	374	00:00:54
60.	EPA: ORD: NCER: Funding Opportunities http://es.epa.gov/ncer/rfa/2004/2005_star_grad_fellow.html	332	345	00:01:46
61.	EPA: ORD: NCER: Small Business Innovation Research http://es.epa.gov/ncer/rfa/archive/sbir/	328	363	00:01:05
62.	Research Program Biodiversity & Human Health NCER US EPA http://es.epa.gov/ncer/biodiversity/	324	437	00:01:22
63.	EPA: ORD: NCER: Funding Opportunities http://es.epa.gov/ncer/rfa/2006/2006_gro_fellow.html	322	342	00:02:09
64.	EPA: ORD: NCER: Funding Opportunities http://es.epa.gov/ncer/rfa/2006/2006_star_cns.html	321	330	00:03:18
65.	EPA: ORD: NCER: NOx Research http://es.epa.gov/ncer/publications/topical/nox.html	321	331	00:07:08
66.	EPA: ORD: NCER: Funding Opportunities http://es.epa.gov/ncer/rfa/2005/2005_star_nano.html	316	322	00:02:44
67.	EPA: ORD: NCER: Funding Opportunities http://es.epa.gov/ncer/rfa/2004/2005_gro_grad_fellow.html	314	324	00:01:26
68.	EPA: ORD: NCER: Research Opportunities: STAR Fellowship Archives http://es.epa.gov/ncer/rfa/archive/fellow/	312	367	00:00:56
69.	Information for Current Grantees P3: People, Prosperity and the Planet Student Design Competition for Sustainability US EPA http://es.epa.gov/ncer/p3/teams/	308	326	00:01:51
70.	EPA: Nanotechnology http://es.epa.gov/ncer/nano/solicitation/	307	602	00:00:29
71.	Environmental Protection Agency http://es.epa.gov/ncer/fellow/recipients/star_fellow06.html	306	331	00:03:14
72.	EPA: ORD: NCER: 2007 GRO Guidance & FAQs: Frequently Asked Questions http://es.epa.gov/ncer/guidance/faqs/faq_gro_undergrad.html	305	314	00:02:06

	Pages	Visits	Views	Average Time Viewed
73.	EPA: ORD: NCER: Funding Opportunities http://es.epa.gov/ncer/rfa/2006/2006_star_gc_aq.html	304	310	00:06:58
74.	EPA: ORD: NCER: Environmental Science and Engineering Fellows Program http://es.epa.gov/ncer/publications/archive/aaas97.html	299	342	00:04:46
75.	EPA: ORD: NCER: Research on Water Treatment for Pesticide Removal and the Impacts of Agriculture on Water Quality http://es.epa.gov/ncer/publications/topical/pesticide.html	299	299	00:02:17
76.	Environmental Protection Agency http://es.epa.gov/ncer/fellow/recipients/star_fellow04.html	297	301	00:02:13
77.	EPA: ORD: NCER: Funding Opportunities http://es.epa.gov/ncer/rfa/2004/2004_manufactured_nano.html	294	297	00:04:06
78.	EPA: ORD: NCER: Funding Opportunities http://es.epa.gov/ncer/rfa/2005/2005_star_biotech.html	289	303	00:04:12
79.	EPA: Nanotechnology http://es.epa.gov/ncer/nano/newsroom/	288	318	00:02:09
80.	EPA: ORD: NCER: STAR Reports http://es.epa.gov/ncer/publications/starreport/	287	614	00:00:50
81.	EPA: ORD: NCER: Funding Opportunities http://es.epa.gov/ncer/rfa/2004/2004_sbir_phase1.html	282	299	00:04:50
82.	EPA: ORD: NCER: Research on PCBs http://es.epa.gov/ncer/publications/topical/pcb.html	279	282	00:04:17
83.	EPA: ORD: NCER: Ecological Assessment and Indicators Research http://es.epa.gov/ncer/publications/topical/ecoass.html	278	291	00:06:54
84.	Market Mechanisms and Incentives: Case Studies and Experimental Testbeds for New Environmental Trading Programs Funding Opportunities NCER US EPA http://es.epa.gov/ncer/rfa/2006/2006_star_mmi.html	278	291	00:02:44
85.	EPA: ORD: NCER: Funding Opportunities http://es.epa.gov/ncer/rfa/2004/2004_climate_change.html	276	300	00:02:16
86.	Past P3 Projects by Topic Past P3 Projects P3: People, Prosperity and the Planet Student Design Competition for Sustainability US EPA http://es.epa.gov/ncer/p3/abtable1.html	274	299	00:03:05

	Pages	Visits	Views	Average Time Viewed
87.	EPA: ORD: NCER: Funding Opportunities http://es.epa.gov/ncer/rfa/2004/2004_sbir_phase1_haz-waste.html	270	278	00:03:34
88.	P3 and Other Awards Ceremony P3: People, Prosperity and the Planet Student Design Competition for Sustainability US EPA http://es.epa.gov/ncer/p3/ceremony/	268	282	00:01:27
89.	EPA: ORD: NCER: Remediation Research http://es.epa.gov/ncer/publications/topical/remediation.html	267	287	00:05:16
90.	EPA: ORD: NCER: Small Business Innovation Research: 2001 EPA Small Business Innovation Research Phase I http://es.epa.gov/ncer/sbir/2001sbir.html	263	272	00:04:10
91.	EPA: ORD: NCER: Events: Archive http://es.epa.gov/ncer/events/news/	263	381	00:01:11
92.	Judges P3: People, Prosperity and the Planet Student Design Competition for Sustainability US EPA http://es.epa.gov/ncer/p3/grantrecip.html	258	268	00:00:58
93.	EPA: ORD: NCER: Environmental Research Grant Announcements http://es.epa.gov/ncer/rfa/archive/grants/06/	258	273	00:01:09
94.	EPA: Nanotechnology http://es.epa.gov/ncer/nano/relevant_meetings/	254	543	00:01:01
95.	2004 P3 Projects Past P3 Projects P3: People, Prosperity and the Planet Student Design Competition for Sustainability US EPA http://es.epa.gov/ncer/p3/project_websites/2004_project_websites.html	251	281	00:02:35
96.	EPA: ORD: NCER: Research Opportunities http://es.epa.gov/ncer/rfa/current/2004_grad_fellow.html	251	253	00:02:40
97.	EPA: ORD: NCER: Funding Opportunities http://es.epa.gov/ncer/rfa/2004/2004_collab_science.html	251	271	00:02:15
98.	EPA: ORD: NCER: Events: News http://es.epa.gov/ncer/events/news/2003/01_15_03a.html	246	287	00:02:59
99.	Environmental Protection Agency http://es.epa.gov/ncer/fellow/recipients/gro_fellow05.html	244	285	00:01:57
100.	EPA: NCER: Science Topics: Drinking Water http://es.epa.gov/ncer/science/drinkingwater/	241	261	00:01:31

	Pages	Visits	Views	Average Time Viewed
101.	EPA: ORD: NCER: SBIR http://es.epa.gov/ncer/rfa/current/sbir_phase1.html	239	246	00:05:04
102.	Forms P3: People, Prosperity and the Planet Student Design Competition for Sustainability US EPA http://es.epa.gov/ncer/p3/forms/	237	334	00:02:38
103.	EPA: NCER: Science Topics: Global Change: Background http://es.epa.gov/ncer/science/globalclimate/	235	255	00:01:50
104.	EPA: ORD: NCER: EPA SBIR Program Success Stories http://es.epa.gov/ncer/sbir/success/	234	297	00:01:46
105.	EPA: ORD: NCER: Funding Opportunities http://es.epa.gov/ncer/rfa/2004/2004_pm_research.html	224	350	00:01:10
106.	EPA: ORD: NCER: STAR Research Capsules http://es.epa.gov/ncer/publications/topical/	221	278	00:01:35
107.	EPA: ORD: NCER: Funding Opportunities http://es.epa.gov/ncer/rfa/2005/2005_vep.html	215	217	00:02:55
108.	EPA: ORD: NCER: Funding Opportunities: Interpretation of Biomarkers Using Physiologically Based Pharmacokinetic Modeling http://es.epa.gov/ncer/rfa/2006/2006_star_pbk_modeling.html	214	221	00:01:51
109.	Newsroom P3: People, Prosperity and the Planet Student Design Competition for Sustainability US EPA http://es.epa.gov/ncer/p3/news.html	212	248	00:01:35
110.	EPA: ORD: NCER: Funding Opportunities http://es.epa.gov/ncer/rfa/2004/2005_grad_fellow.html	208	215	00:01:14
111.	Become An Exhibitor Info For P3: People, Prosperity and the Planet Student Design Competition for Sustainability US EPA http://es.epa.gov/ncer/p3/become_exhibitor.html	208	225	00:01:14
112.	EPA: ORD: NCER: Research Opportunities: Exploratory Research to Anticipate Future Environmental Issues http://es.epa.gov/ncer/rfa/archive/grants/01/futures.html	205	210	00:02:56
113.	EPA: ORD: NCER: Funding Opportunities http://es.epa.gov/ncer/rfa/2004/2004_air_pollution.html	205	213	00:01:06

	Pages	Visits	Views	Average Time Viewed
114.	EPA: ORD: NCER: Funding Opportunities http://es.epa.gov/ncer/rfa/current/2004_arsenic.html	203	204	00:01:16
115.	EPA: ORD: NCER: Algal Bloom Research http://es.epa.gov/ncer/publications/topical/algal.html	202	207	00:06:54
116.	EPA: ORD: NCER: Fellowships http://es.epa.gov/ncer/fellow/abstracts/	201	248	00:00:41
117.	EPA: ORD: NCER: Centers http://es.epa.gov/ncer/centers/eer/cehr/96annrpt.html	201	238	00:02:21
118.	Environmental Protection Agency http://es.epa.gov/ncer/rfa/current/sbir_phaseI_air.html	200	210	00:04:20
119.	EPA: ORD: NCER: Guidance & FAQs: Acknowledgement of EPA Support http://es.epa.gov/ncer/guidance/star_images.html	200	245	00:02:07
120.	Environmental Protection Agency http://es.epa.gov/ncer/fellow/recipients/star_fellow03.html	200	205	00:01:16
121.	EPA: ORD: NCER: Small Business Innovation Research http://es.epa.gov/ncer/sbir/sbir_phase1_2002.html	199	246	00:01:58
122.	Environmental SBIR Awards by Other Agencies http://es.epa.gov/ncer/sbir/agency/pp.html	198	212	00:06:58
123.	EPA: ORD: NCER: Events: News http://es.epa.gov/ncer/events/news/2005/03_08_05_feature.html	198	198	00:02:33
124.	EPA: ORD: NCER: Funding Opportunities http://es.epa.gov/ncer/rfa/2005/2005_ecohab.html	197	199	00:02:17
125.	Environmental Protection Agency http://es.epa.gov/ncer/publications/nano/	196	210	00:02:30
126.	EPA: ORD: NCER: Small Business Innovation Research http://es.epa.gov/ncer/rfa/archive/sbir/phase1.html	196	212	00:00:58
127.	EPA: ORD: NCER: Progress-Review Workshop Proceedings http://es.epa.gov/ncer/publications/workshop/	194	538	00:00:31
128.	EPA: ORD: NCER: Funding Opportunities http://es.epa.gov/ncer/rfa/2006/2006_p3.html	193	198	00:02:14
129.	EPA: ORD: NCER: Research Opportunities: Current RFA http://es.epa.gov/ncer/rfa/current/2003_technology_epa_nsf.html	192	194	00:04:12

	Pages	Visits	Views	Average Time Viewed
130.	EPA: ORD: NCER: Research Opportunities: Current RFA http://es.epa.gov/ncer/rfa/current/2003_mai_grad.html	189	194	00:02:24
131.	EPA: ORD: NCER: Funding Opportunities http://es.epa.gov/ncer/rfa/2006/2006_gro_sollicitation.html	189	190	00:01:02
132.	Environmental Protection Agency http://es.epa.gov/ncer/fellow/recipients/gro_undergrad_fellow05.html	188	219	00:01:59
133.	EPA: ORD: NCER: Research on Contaminated Sediments http://es.epa.gov/ncer/publications/topical/sediments.html	188	193	00:08:56
134.	EPA: ORD: NCER: Funding Opportunities http://es.epa.gov/ncer/rfa/2004/2004_risk_assessment.html	186	200	00:03:55
135.	EPA: ORD: NCER: Funding Opportunities http://es.epa.gov/ncer/rfa/2006/2006_oth_coop_training.html	184	187	00:03:01
136.	EPA: ORD: NCER: About NCER: Quick Guide http://es.epa.gov/ncer/about/quickguide.html	183	186	00:01:27
137.	Partners Info For P3: People, Prosperity and the Planet Student Design Competition for Sustainability US EPA http://es.epa.gov/ncer/p3/info/partners.html	182	195	00:01:29
138.	EPA: ORD: NCER: Funding Opportunities http://es.epa.gov/ncer/rfa/2005/2005_nonlinear_responses.html	181	183	00:03:28
139.	EPA: ORD: NCER: Small Business Innovation Research http://es.epa.gov/ncer/sbir/sbirlist.html	181	184	00:08:05
140.	EPA: ORD: NCER: Funding Opportunities http://es.epa.gov/ncer/rfa/2006/2006_star_methodological.html	180	181	00:02:37
141.	EPA: ORD: NCER: Funding Opportunities http://es.epa.gov/ncer/rfa/2005/2005_decision_support_sys.html	179	180	00:01:53
142.	EPA: Nanotechnology: Research Projects: Toxicology http://es.epa.gov/ncer/nano/research/nano_tox.html	178	459	00:00:41
143.	EPA: ORD: NCER: Dioxin Research http://es.epa.gov/ncer/publications/topical/dioxin.html	177	177	00:06:46
144.	EPA: ORD: NCER: Centers http://es.epa.gov/ncer/centers/eer/cencitt/yr2rpt.html	176	191	00:02:05

	Pages	Visits	Views	Average Time Viewed
145.	EPA: ORD: NCER: Small Business Innovation Research http://es.epa.gov/ncer/sbir/govtwide.html	175	179	00:03:39
146.	EPA: ORD: NCER: STAR Fellowships: Posters http://es.epa.gov/ncer/fellow/posters/2004_star_grad_fellow_conf_posters.html	174	174	00:03:07
147.	EPA: ORD: NCER: Funding Opportunities http://es.epa.gov/ncer/rfa/2005/2005_hsa_impacts_research.html	174	177	00:02:12
148.	EPA: ORD: NCER: Funding Opportunities http://es.epa.gov/ncer/rfa/2004/2004_low_dose.html	174	178	00:03:57
149.	EPA: ORD: NCER: Guidance & FAQs http://es.epa.gov/ncer/guidance/qa.html	173	182	00:01:50
150.	EPA: ORD: NCER: Funding Opportunities http://es.epa.gov/ncer/rfa/2006/2006_star_cafos.html	172	175	00:02:06
151.	EPA: Nanotechnology http://es.epa.gov/ncer/nano/links/	171	182	00:01:36
152.	Peer Review Phase I - Project Development P3: People, Prosperity and the Planet Student Design Competition for Sustainability US EPA http://es.epa.gov/ncer/p3/peerreview.html	171	178	00:01:12
153.	EPA: ORD: NCER: Research Conducted in Region 5 http://es.epa.gov/ncer/publications/topical/region5.html	170	192	00:00:50
154.	EPA: ORD: NCER: Small Business Innovation Research http://es.epa.gov/ncer/rfa/archive/sbir/sbir_phase1_2002.html	170	194	00:03:04
155.	EPA: ORD: NCER: Funding Opportunities http://es.epa.gov/ncer/rfa/2004/2004_aqua_sy.html	168	175	00:02:18
156.	Current Partners P3: People, Prosperity and the Planet Student Design Competition for Sustainability US EPA http://es.epa.gov/ncer/p3/partners/	168	217	00:01:52
157.	Environmental SBIR Awards by Other Agencies http://es.epa.gov/ncer/sbir/agency/govtwide.html	167	189	00:02:07
158.	EPA: ORD: NCER: Funding Opportunities http://es.epa.gov/ncer/rfa/current/2004_gro_grad_fellow.html	166	167	00:04:24

	Pages	Visits	Views	Average Time Viewed
159.	EPA: NCER: P3: People, Prosperity and the Planet Student Design Competition for Sustainability: A National Student Design Competition for Sustainability focusing on People, Prosperity, and the Planet http://es.epa.gov/ncer/p3/designs_sustain_rfp.html	164	170	00:03:51
160.	2007 Fellowships Fellowships NCER ORD US EPA http://es.epa.gov/ncer/06fellowships/	164	199	00:00:45
161.	Partners Info For P3: People, Prosperity and the Planet Student Design Competition for Sustainability US EPA http://es.epa.gov/ncer/p3/info/	163	173	00:01:38
162.	EPA: NCER: Research Opportunities - Post-Doctoral Research Positions http://es.epa.gov/ncer/rfa/postdoc.html	163	169	00:00:46
163.	Contact Us P3: People, Prosperity and the Planet Student Design Competition for Sustainability US EPA http://es.epa.gov/ncer/p3/contact.html	163	172	00:01:31
164.	EPA: ORD: NCER: Events: News http://es.epa.gov/ncer/events/news/2005/04_13_05_feature.html	162	162	00:01:39
165.	EPA: ORD: NCER: Funding Opportunities http://es.epa.gov/ncer/rfa/2004/2004early_indicators.html	161	161	00:02:20
166.	EPA: NCER: Science Topics: Drinking Water: Research Results http://es.epa.gov/ncer/science/drinkingwater/results.html	159	165	00:02:25
167.	EPA: ORD: NCER: Events: Participants: Workshop on Pharmaceuticals in the Environment http://es.epa.gov/ncer/publications/meetings/8-23-2005/participants.html	158	161	00:06:48
168.	Co-sponsors Info For P3: People, Prosperity and the Planet Student Design Competition for Sustainability US EPA http://es.epa.gov/ncer/p3/info/cosponsors.html	156	163	00:01:11
169.	Application Overview Phase I - Project Development P3: People, Prosperity and the Planet Student Design Competition for Sustainability US EPA http://es.epa.gov/ncer/p3/appoverview.html	156	165	00:02:00
170.	EPA: ORD: NCER: Events: News http://es.epa.gov/ncer/events/news/2006/08_01_06_feature.html	155	160	00:01:52

	Pages	Visits	Views	Average Time Viewed
171.	Media Info For P3: People, Prosperity and the Planet Student Design Competition for Sustainability US EPA http://es.epa.gov/ncer/p3/info/media.html	155	169	00:01:44
172.	EPA: ORD: NCER: Fellowships: 2000 STAR Graduate Fellowships http://es.epa.gov/ncer/fellow/recipients/fellow00.html	155	155	00:01:03
173.	EPA: ORD: NCER: Research Opportunities: Small Business Innovation Research http://es.epa.gov/ncer/rfa/current/sbir2002.html	154	156	00:07:42
174.	EPA: NCER: P3: People, Prosperity and the Planet Student Design Competition for Sustainability: A National Student Design Competition for Sustainability focusing on People, Prosperity, and the Planet http://es.epa.gov/ncer/p3/designs_sustain_rfp_2005.html	152	157	00:02:54
175.	EPA: ORD: NCER: Funding Opportunities http://es.epa.gov/ncer/rfa/current/2004_gro_undergrad_fellow.html	152	153	00:02:15
176.	EPA: ORD: NCER: Pathogens in Water http://es.epa.gov/ncer/publications/topical/pathogens.html	150	152	00:02:07
177.	EPA: ORD: NCER: Research Opportunities: 2006 STAR Fellowship Archives http://es.epa.gov/ncer/rfa/archive/fellow/fellowarchives2006.html	150	155	00:00:43
178.	EPA: ORD: NCER: Events: Agenda http://es.epa.gov/ncer/events/calendar/2006/oct12/agenda.html	149	159	00:01:15
179.	EPA: ORD: NCER: Research on Pesticide Bio- and Phytoremediation http://es.epa.gov/ncer/publications/topical/biopest.html	149	155	00:02:42
180.	EPA: ORD: NCER: Fellowships: 1999 STAR Graduate Fellowships http://es.epa.gov/ncer/fellow/recipients/fellow99.html	148	151	00:01:03
181.	EPA: ORD: NCER: Funding Opportunities http://es.epa.gov/ncer/rfa/2004/2004_fire_climate.html	147	149	00:01:40
182.	EPA: ORD: NCER: Fellowships: 2001 Graduate Fellowships http://es.epa.gov/ncer/fellow/recipients/star_fellow01.html	147	158	00:01:32

	Pages	Visits	Views	Average Time Viewed
183.	Phase II - P3 Award Winners P3: People, Prosperity and the Planet Student Design Competition for Sustainability US EPA http://es.epa.gov/ncer/p3/award_winners.html	146	149	00:02:36
184.	Students Step it up for Sustainability Newsroom P3: People, Prosperity and the Planet Student Design Competition for Sustainability US EPA http://es.epa.gov/ncer/p3/press/june_28_2006_ord.html	145	150	00:01:34
185.	Environmental Protection Agency http://es.epa.gov/ncer/publications/meetings/	144	153	00:00:50
186.	EPA: ORD: NCER: Research Opportunities: Environmental Futures Research in Nanoscale Science, Engineering and Technology http://es.epa.gov/ncer/rfa/archive/grants/02/02nanotech.html	142	143	00:02:29
187.	EPA: ORD: NCER: Events: News http://es.epa.gov/ncer/events/news/2005/06_29_05.html	141	144	00:04:07
188.	EPA: Nanotechnology: Research Projects: Green Nanotechnology http://es.epa.gov/ncer/nano/research/nano_green.html	141	143	00:02:40
189.	EPA: ORD: NCER: Funding Opportunities http://es.epa.gov/ncer/rfa/2004/2004_ecohab.html	141	141	00:00:36
190.	EPA: NCER: Science Topics: Technology for a Sustainable Environment http://es.epa.gov/ncer/science/tse/	141	152	00:01:56
191.	Environmental Protection Agency http://es.epa.gov/ncer/fellow/recipients/gro_fellow06.html	140	151	00:00:58
192.	Phase I # Project Development P3: People, Prosperity and the Planet Student Design Competition for Sustainability US EPA http://es.epa.gov/ncer/p3/phase1proof.html	140	143	00:01:11
193.	EPA: ORD: NCER: Funding Opportunities http://es.epa.gov/ncer/rfa/2005/2005_tropospheric_air_pollution.html	139	140	00:01:58
194.	Drinking Water Treatment http://es.epa.gov/ncer/sbir/sbir97/drinking.html	138	141	00:03:38
195.	EPA: ORD: NCER: Funding Opportunities http://es.epa.gov/ncer/rfa/2004/2004_glakes_foodweb.html	138	142	00:02:41
196.	EPA: ORD: NCER: Funding Opportunities http://es.epa.gov/ncer/rfa/2004/2004_source_pm.html	138	143	00:02:30

	Pages	Visits	Views	Average Time Viewed
197.	EPA: ORD: NCER: Centers http://es.epa.gov/ncer/centers/eer/cencitt/yr3rpt.html	138	144	00:08:15
198.	EPA: ORD: NCER: Centers http://es.epa.gov/ncer/centers/eagles/	138	208	00:03:26
199.	EPA: ORD: NCER: Research on Children's Health Asthma, Lead, and Indoor Air http://es.epa.gov/ncer/publications/topical/children.html	137	139	00:04:22
200.	EPA: Nanotechnology: Research Projects: Remediation http://es.epa.gov/ncer/nano/research/nano_remediation.html	137	142	00:03:10
	Other	-	80,314	-
	Total	-	212,025	-

items 1-200 of 200

Pages

	Pages	Average Time to Serve (ms)
1.	National Center for Environmental Research (NCER) ORD US EPA http://es.epa.gov/ncer/	0
2.	EPA: ORD: NCER: Funding Opportunities: Fall 2007 EPA Science to Achieve Results (STAR) Fellowships for Graduate Environmental Study http://es.epa.gov/ncer/rfa/2007/2007_star_fellow.html	0
3.	Funding Opportunities NCER US EPA http://es.epa.gov/ncer/rfa/	0
4.	STAR Fellowships NCER US EPA http://es.epa.gov/ncer/fellow/	0
5.	P3: People, Prosperity and the Planet Student Design Competition for Sustainability US EPA http://es.epa.gov/ncer/p3/	0
6.	EPA: ORD: NCER: Small Business Innovation Research http://es.epa.gov/ncer/sbir/	0
7.	EPA: ORD: NCER: STAR Grants and Cooperative Agreements http://es.epa.gov/ncer/grants/	0
8.	EPA: ORD: NCER: Funding Opportunities http://es.epa.gov/ncer/rfa/2007/2007_p3_4thannual.html	0

	Pages	Average Time to Serve (ms)
■ 9.	EPA: ORD: NCER: Funding Opportunities: Fall 2007 EPA Greater Research Opportunities (GRO) Fellowships for Graduate Environmental Study http://es.epa.gov/ncer/rfa/2007/2007_star_gro_grad.html	0
■ 10.	STAR Grant Forms and Instructions NCER EPA http://es.epa.gov/ncer/rfa/forms/	0
■ 11.	EPA: Nanotechnology http://es.epa.gov/ncer/nano/	0
■ 12.	Environmental Protection Agency: National Center For Environmental Research: STAR/GRO Graduate Fellowship FAQs http://es.epa.gov/ncer/guidance/faqs/faq_gro_grad.html	0
■ 13.	Uncertainty Analyses of Models in Integrated Environmental Assessments Funding Opportunities NCER US EPA http://es.epa.gov/ncer/rfa/2006/2006_star_uncertainty.html	0
■ 14.	EPA: ORD: NCER: Events: Calendar http://es.epa.gov/ncer/events/	0
■ 15.	EPA: ORD: NCER: Funding Opportunities: Development of Environmental Health Outcome Indicators http://es.epa.gov/ncer/rfa/2006/2006_star_ep_hi.html	0
■ 16.	EPA: ORD: NCER: Funding Opportunities: Fall 2007 EPA Greater Research Opportunities (GRO) Fellowships for Undergraduate Environmental Study http://es.epa.gov/ncer/rfa/2007/2007_star_gro_undergrad.html	0
■ 17.	Sources, Composition, and Health Effects of Coarse Particulate Matter Funding Opportunities NCER US EPA http://es.epa.gov/ncer/rfa/2006/2006_star_coarse_pm.html	0
■ 18.	Issues in Tribal Environmental Research and Health Promotion: Novel Approaches for Assessing and Managing Cumulative Risks and Impacts of Global Climate Change Funding Opportunities NCER US EPA http://es.epa.gov/ncer/rfa/2006/2006_star_tribal.html	0

	Pages	Average Time to Serve (ms)
19.	2006/2007 P3 Teams P3: People, Prosperity and the Planet Student Design Competition for Sustainability US EPA http://es.epa.gov/ncer/p3/current/	0
20.	How to Apply Phase I - Project Development P3: People, Prosperity and the Planet Student Design Competition for Sustainability US EPA http://es.epa.gov/ncer/p3/apply/	0
21.	EPA: ORD: NCER: Guidance & FAQs: Frequently Asked Questions http://es.epa.gov/ncer/guidance/faqs.html	0
22.	About P3 P3: People, Prosperity and the Planet Student Design Competition for Sustainability US EPA http://es.epa.gov/ncer/p3/fact_sheet.html	0
23.	EPA: ORD: NCER: Other Programs: EPSCoR http://es.epa.gov/ncer/other/	0
24.	EPA: ORD: NCER: Funding Opportunities http://es.epa.gov/ncer/rfa/2006/2006_sbir_phase1.html	0
25.	EPA: National Center For Environmental Research http://es.epa.gov/ncer/science/	0
26.	EPA: ORD: NCER: Guidance & FAQs http://es.epa.gov/ncer/guidance/	0
27.	EPA: ORD: NCER: Funding Opportunities http://es.epa.gov/ncer/rfa/2006/2006_star_flow.html	0
28.	EPA: ORD: NCER: Publications & Proceedings http://es.epa.gov/ncer/publications/	0
29.	EPA: ORD: NCER: Research Results http://es.epa.gov/ncer/results/	0
30.	EPA: ORD: NCER: Collaborative Science and Technology Network for Sustainability (CNS) http://es.epa.gov/ncer/cns/	0
31.	EPA: ORD: NCER: About NCER http://es.epa.gov/ncer/about/	0
32.	Past P3 Projects P3: People, Prosperity and the Planet Student Design Competition for Sustainability US EPA http://es.epa.gov/ncer/p3/past/	0
33.	EPA: Nanotechnology http://es.epa.gov/ncer/nano/factsheet/	0

	Pages	Average Time to Serve (ms)
34.	EPA: ORD: NCER: Events: News http://es.epa.gov/ncer/events/news/2006/09_29_06_p3.html	0
35.	Environmental Protection Agency http://es.epa.gov/ncer/fellow/recipients/star_fellow05.html	0
36.	2005 P3 Projects Project Descriptions and Photos P3: People, Prosperity and the Planet Student Design Competition for Sustainability US EPA http://es.epa.gov/ncer/p3/project_websites/2005/2005_phase_1_project_websites.html	0
37.	EPA: ORD: NCER: Research on Drinking Water http://es.epa.gov/ncer/publications/topical/drinking.html	0
38.	2006 P3 Award Winners Past P3 Projects P3: People, Prosperity and the Planet Student Design Competition for Sustainability US EPA http://es.epa.gov/ncer/p3/project_websites/2006/2006awardwinners.html	0
39.	EPA: Nanotechnology: Basic Information http://es.epa.gov/ncer/nano/questions/	0
40.	EPA: ORD: NCER: Funding Opportunities http://es.epa.gov/ncer/rfa/2005/2005_sbir_phase1.html	0
41.	Environmental Protection Agency http://es.epa.gov/ncer/rfa/archive/grants/	0
42.	EPA: NCER: Research Centers http://es.epa.gov/ncer/centers/	0
43.	EPA: Nanotechnology: Science & Technology http://es.epa.gov/ncer/nano/publications/	0
44.	EPA: ORD: NCER: Grants: Recipients List http://es.epa.gov/ncer/grants/recipients_index.html	0
45.	STAA NCER ORD US EPA http://es.epa.gov/ncer/staa/	0
46.	Environmental Protection Agency http://es.epa.gov/ncer/guidance/star_faq.html	0
47.	EPA: ORD: NCER: Urban Sprawl Research http://es.epa.gov/ncer/publications/topical/urban.html	0
48.	National Sustainable Design Expo P3: People, Prosperity and the Planet Student Design Competition for Sustainability US EPA http://es.epa.gov/ncer/p3/expo/	0

	Pages	Average Time to Serve (ms)
49.	EPA: Nanotechnology: Research Projects http://es.epa.gov/ncer/nano/research/	0
50.	P3 Award Winners and Successes P3: People, Prosperity and the Planet Student Design Competition for Sustainability US EPA http://es.epa.gov/ncer/p3/success/	0
51.	EPA: ORD: NCER: Research Opportunities: Archive http://es.epa.gov/ncer/rfa/archive/	0
52.	Environmental Protection Agency http://es.epa.gov/ncer/science/pm/	0
53.	EPA: ORD: NCER: Mercury Research http://es.epa.gov/ncer/publications/topical/mercury.html	0
54.	EPA: ORD: NCER: Funding Opportunities http://es.epa.gov/ncer/rfa/2006/2006_gro_undegrad_fellow.html	0
55.	EPA: ORD: NCER: Research on Mining Impacts http://es.epa.gov/ncer/publications/topical/mining.html	0
56.	EPA: Nanotechnology http://es.epa.gov/ncer/nano/lectures/	0
57.	Environmental Protection Agency http://es.epa.gov/ncer/science/economics/	0
58.	Environmental Protection Agency http://es.epa.gov/ncer/rfa/current/2003_nano.html	0
59.	Photo Gallery P3: People, Prosperity and the Planet Student Design Competition for Sustainability US EPA http://es.epa.gov/ncer/p3/photo.html	0
60.	EPA: ORD: NCER: Funding Opportunities http://es.epa.gov/ncer/rfa/2004/2005_star_grad_fellow.html	0
61.	EPA: ORD: NCER: Small Business Innovation Research http://es.epa.gov/ncer/rfa/archive/sbir/	0
62.	Research Program Biodiversity & Human Health NCER US EPA http://es.epa.gov/ncer/biodiversity/	0
63.	EPA: ORD: NCER: Funding Opportunities http://es.epa.gov/ncer/rfa/2006/2006_gro_fellow.html	0
64.	EPA: ORD: NCER: Funding Opportunities http://es.epa.gov/ncer/rfa/2006/2006_star_cns.html	0

	Pages	Average Time to Serve (ms)
65.	EPA: ORD: NCER: NOx Research http://es.epa.gov/ncer/publications/topical/nox.html	0
66.	EPA: ORD: NCER: Funding Opportunities http://es.epa.gov/ncer/rfa/2005/2005_star_nano.html	0
67.	EPA: ORD: NCER: Funding Opportunities http://es.epa.gov/ncer/rfa/2004/2005_gro_grad_fellow.html	0
68.	EPA: ORD: NCER: Research Opportunities: STAR Fellowship Archives http://es.epa.gov/ncer/rfa/archive/fellow/	0
69.	Information for Current Grantees P3: People, Prosperity and the Planet Student Design Competition for Sustainability US EPA http://es.epa.gov/ncer/p3/teams/	0
70.	EPA: Nanotechnology http://es.epa.gov/ncer/nano/solicitation/	0
71.	Environmental Protection Agency http://es.epa.gov/ncer/fellow/recipients/star_fellow06.html	0
72.	EPA: ORD: NCER: 2007 GRO Guidance & FAQs: Frequently Asked Questions http://es.epa.gov/ncer/guidance/faqs/faq_gro_undergrad.html	0
73.	EPA: ORD: NCER: Funding Opportunities http://es.epa.gov/ncer/rfa/2006/2006_star_gcaq.html	0
74.	EPA: ORD: NCER: Environmental Science and Engineering Fellows Program http://es.epa.gov/ncer/publications/archive/aaas97.html	0
75.	EPA: ORD: NCER: Research on Water Treatment for Pesticide Removal and the Impacts of Agriculture on Water Quality http://es.epa.gov/ncer/publications/topical/pesticide.html	0
76.	Environmental Protection Agency http://es.epa.gov/ncer/fellow/recipients/star_fellow04.html	0
77.	EPA: ORD: NCER: Funding Opportunities http://es.epa.gov/ncer/rfa/2004/2004_manufactured_nano.html	0
78.	EPA: ORD: NCER: Funding Opportunities http://es.epa.gov/ncer/rfa/2005/2005_star_biotech.html	0
79.	EPA: Nanotechnology http://es.epa.gov/ncer/nano/newsroom/	0

	Pages	Average Time to Serve (ms)
80.	EPA: ORD: NCER: STAR Reports http://es.epa.gov/ncer/publications/starreport/	0
81.	EPA: ORD: NCER: Funding Opportunities http://es.epa.gov/ncer/rfa/2004/2004_sbir_phase1.html	0
82.	EPA: ORD: NCER: Research on PCBs http://es.epa.gov/ncer/publications/topical/pcb.html	0
83.	EPA: ORD: NCER: Ecological Assessment and Indicators Research http://es.epa.gov/ncer/publications/topical/ecoass.html	0
84.	Market Mechanisms and Incentives: Case Studies and Experimental Testbeds for New Environmental Trading Programs Funding Opportunities NCER US EPA http://es.epa.gov/ncer/rfa/2006/2006_star_mmi.html	0
85.	EPA: ORD: NCER: Funding Opportunities http://es.epa.gov/ncer/rfa/2004/2004_climate_change.html	0
86.	Past P3 Projects by Topic Past P3 Projects P3: People, Prosperity and the Planet Student Design Competition for Sustainability US EPA http://es.epa.gov/ncer/p3/abtable1.html	0
87.	EPA: ORD: NCER: Funding Opportunities http://es.epa.gov/ncer/rfa/2004/2004_sbir_phase1_haz-waste.html	0
88.	P3 and Other Awards Ceremony P3: People, Prosperity and the Planet Student Design Competition for Sustainability US EPA http://es.epa.gov/ncer/p3/ceremony/	0
89.	EPA: ORD: NCER: Remediation Research http://es.epa.gov/ncer/publications/topical/remediation.html	0
90.	EPA: ORD: NCER: Small Business Innovation Research: 2001 EPA Small Business Innovation Research Phase I http://es.epa.gov/ncer/sbir/2001sbir.html	0
91.	EPA: ORD: NCER: Events: Archive http://es.epa.gov/ncer/events/news/	0
92.	Judges P3: People, Prosperity and the Planet Student Design Competition for Sustainability US EPA http://es.epa.gov/ncer/p3/grantrecip.html	0
93.	EPA: ORD: NCER: Environmental Research Grant Announcements http://es.epa.gov/ncer/rfa/archive/grants/06/	0

	Pages	Average Time to Serve (ms)
94.	EPA: Nanotechnology http://es.epa.gov/ncer/nano/relevant_meetings/	0
95.	2004 P3 Projects Past P3 Projects P3: People, Prosperity and the Planet Student Design Competition for Sustainability US EPA http://es.epa.gov/ncer/p3/project_websites/2004_project_websites.html	0
96.	EPA: ORD: NCER: Research Opportunities http://es.epa.gov/ncer/rfa/current/2004_grad_fellow.html	0
97.	EPA: ORD: NCER: Funding Opportunities http://es.epa.gov/ncer/rfa/2004/2004_collab_science.html	0
98.	EPA: ORD: NCER: Events: News http://es.epa.gov/ncer/events/news/2003/01_15_03a.html	0
99.	Environmental Protection Agency http://es.epa.gov/ncer/fellow/recipients/gro_fellow05.html	0
100.	EPA: NCER: Science Topics: Drinking Water http://es.epa.gov/ncer/science/drinkingwater/	0
101.	EPA: ORD: NCER: SBIR http://es.epa.gov/ncer/rfa/current/sbir_phase1.html	0
102.	Forms P3: People, Prosperity and the Planet Student Design Competition for Sustainability US EPA http://es.epa.gov/ncer/p3/forms/	0
103.	EPA: NCER: Science Topics: Global Change: Background http://es.epa.gov/ncer/science/globalclimate/	0
104.	EPA: ORD: NCER: EPA SBIR Program Success Stories http://es.epa.gov/ncer/sbir/success/	0
105.	EPA: ORD: NCER: Funding Opportunities http://es.epa.gov/ncer/rfa/2004/2004_pm_research.html	0
106.	EPA: ORD: NCER: STAR Research Capsules http://es.epa.gov/ncer/publications/topical/	0
107.	EPA: ORD: NCER: Funding Opportunities http://es.epa.gov/ncer/rfa/2005/2005_vep.html	0

	Pages	Average Time to Serve (ms)
■ 108.	EPA: ORD: NCER: Funding Opportunities: Interpretation of Biomarkers Using Physiologically Based Pharmacokinetic Modeling http://es.epa.gov/ncer/rfa/2006/2006_star_pbk_modeling.html	0
■ 109.	Newsroom P3: People, Prosperity and the Planet Student Design Competition for Sustainability US EPA http://es.epa.gov/ncer/p3/news.html	0
■ 110.	EPA: ORD: NCER: Funding Opportunities http://es.epa.gov/ncer/rfa/2004/2005_grad_undegrad_fellow.html	0
■ 111.	Become An Exhibitor Info For P3: People, Prosperity and the Planet Student Design Competition for Sustainability US EPA http://es.epa.gov/ncer/p3/become_exhibitor.html	0
■ 112.	EPA: ORD: NCER: Research Opportunities: Exploratory Research to Anticipate Future Environmental Issues http://es.epa.gov/ncer/rfa/archive/grants/01/futures.html	0
■ 113.	EPA: ORD: NCER: Funding Opportunities http://es.epa.gov/ncer/rfa/2004/2004_air_poll_em.html	0
■ 114.	EPA: ORD: NCER: Funding Opportunities http://es.epa.gov/ncer/rfa/current/2004_arsenic.html	0
■ 115.	EPA: ORD: NCER: Algal Bloom Research http://es.epa.gov/ncer/publications/topical/algal.html	0
■ 116.	EPA: ORD: NCER: Fellowships http://es.epa.gov/ncer/fellow/abstracts/	0
■ 117.	EPA: ORD: NCER: Centers http://es.epa.gov/ncer/centers/cehr/96annrpt.html	0
■ 118.	Environmental Protection Agency http://es.epa.gov/ncer/rfa/current/sbir_phaseI_air.html	0
■ 119.	EPA: ORD: NCER: Guidance & FAQs: Acknowledgement of EPA Support http://es.epa.gov/ncer/guidance/star_images.html	0
■ 120.	Environmental Protection Agency http://es.epa.gov/ncer/fellow/recipients/star_fellow03.html	0

	Pages	Average Time to Serve (ms)
121.	EPA: ORD: NCER: Small Business Innovation Research http://es.epa.gov/ncer/sbir/sbir_phase1_2002.html	0
122.	Environmental SBIR Awards by Other Agencies http://es.epa.gov/ncer/sbir/agency/pp.html	0
123.	EPA: ORD: NCER: Events: News http://es.epa.gov/ncer/events/news/2005/03_08_05_feature.html	0
124.	EPA: ORD: NCER: Funding Opportunities http://es.epa.gov/ncer/rfa/2005/2005_ecohab.html	0
125.	Environmental Protection Agency http://es.epa.gov/ncer/publications/nano/	0
126.	EPA: ORD: NCER: Small Business Innovation Research http://es.epa.gov/ncer/rfa/archive/sbir/phase1.html	0
127.	EPA: ORD: NCER: Progress-Review Workshop Proceedings http://es.epa.gov/ncer/publications/workshop/	0
128.	EPA: ORD: NCER: Funding Opportunities http://es.epa.gov/ncer/rfa/2006/2006_p3.html	0
129.	EPA: ORD: NCER: Research Opportunities: Current RFA http://es.epa.gov/ncer/rfa/current/2003_technology_epa_nsf.html	0
130.	EPA: ORD: NCER: Research Opportunities: Current RFA http://es.epa.gov/ncer/rfa/current/2003_mai_grad.html	0
131.	EPA: ORD: NCER: Funding Opportunities http://es.epa.gov/ncer/rfa/2006/2006_gro_solicitation.html	0
132.	Environmental Protection Agency http://es.epa.gov/ncer/fellow/recipients/gro_undergrad_fellow05.html	0
133.	EPA: ORD: NCER: Research on Contaminated Sediments http://es.epa.gov/ncer/publications/topical/sediments.html	0
134.	EPA: ORD: NCER: Funding Opportunities http://es.epa.gov/ncer/rfa/2004/2004_risk_assesment.html	0
135.	EPA: ORD: NCER: Funding Opportunities http://es.epa.gov/ncer/rfa/2006/2006_oth_coop_training.html	0

	Pages	Average Time to Serve (ms)
136.	EPA: ORD: NCER: About NCER: Quick Guide http://es.epa.gov/ncer/about/quickguide.html	0
137.	Partners Info For P3: People, Prosperity and the Planet Student Design Competition for Sustainability US EPA http://es.epa.gov/ncer/p3/info/partners.html	0
138.	EPA: ORD: NCER: Funding Opportunities http://es.epa.gov/ncer/rfa/2005/2005_nonlinear_responses.html	0
139.	EPA: ORD: NCER: Small Business Innovation Research http://es.epa.gov/ncer/sbir/sbirlist.html	0
140.	EPA: ORD: NCER: Funding Opportunities http://es.epa.gov/ncer/rfa/2006/2006_star_methodological.html	0
141.	EPA: ORD: NCER: Funding Opportunities http://es.epa.gov/ncer/rfa/2005/2005_decision_support_sys.html	0
142.	EPA: Nanotechnology: Research Projects: Toxicology http://es.epa.gov/ncer/nano/research/nano_tox.html	0
143.	EPA: ORD: NCER: Dioxin Research http://es.epa.gov/ncer/publications/topical/dioxin.html	0
144.	EPA: ORD: NCER: Centers http://es.epa.gov/ncer/centers/eer/cencitt/yr2rpt.html	0
145.	EPA: ORD: NCER: Small Business Innovation Research http://es.epa.gov/ncer/sbir/govtwide.html	0
146.	EPA: ORD: NCER: STAR Fellowships: Posters http://es.epa.gov/ncer/fellow/posters/2004_star_grad_fellow_conf_posters.html	0
147.	EPA: ORD: NCER: Funding Opportunities http://es.epa.gov/ncer/rfa/2005/2005_hsa_impacts_research.html	0
148.	EPA: ORD: NCER: Funding Opportunities http://es.epa.gov/ncer/rfa/2004/2004_low_dose.html	0
149.	EPA: ORD: NCER: Guidance & FAQs http://es.epa.gov/ncer/guidance/qa.html	0
150.	EPA: ORD: NCER: Funding Opportunities http://es.epa.gov/ncer/rfa/2006/2006_star_cafos.html	0

	Pages	Average Time to Serve (ms)
151.	EPA: Nanotechnology http://es.epa.gov/ncer/nano/links/	0
152.	Peer Review Phase I - Project Development P3: People, Prosperity and the Planet Student Design Competition for Sustainability US EPA http://es.epa.gov/ncer/p3/peerreview.html	0
153.	EPA: ORD: NCER: Research Conducted in Region 5 http://es.epa.gov/ncer/publications/topical/region5.html	0
154.	EPA: ORD: NCER: Small Business Innovation Research http://es.epa.gov/ncer/rfa/archive/sbir/sbir_phase1_2002.html	0
155.	EPA: ORD: NCER: Funding Opportunities http://es.epa.gov/ncer/rfa/2004/2004_aqua_sy s.html	0
156.	Current Partners P3: People, Prosperity and the Planet Student Design Competition for Sustainability US EPA http://es.epa.gov/ncer/p3/partners/	0
157.	Environmental SBIR Awards by Other Agencies http://es.epa.gov/ncer/sbir/agency/govtwide.html	0
158.	EPA: ORD: NCER: Funding Opportunities http://es.epa.gov/ncer/rfa/current/2004_gro_grad_fellow.html	0
159.	EPA: NCER: P3: People, Prosperity and the Planet Student Design Competition for Sustainability: A National Student Design Competition for Sustainability focusing on People, Prosperity, and the Planet http://es.epa.gov/ncer/p3/designs_sustain_rfp.html	0
160.	2007 Fellowships Fellowships NCER ORD US EPA http://es.epa.gov/ncer/06fellowships/	0
161.	Partners Info For P3: People, Prosperity and the Planet Student Design Competition for Sustainability US EPA http://es.epa.gov/ncer/p3/info/	0
162.	EPA: NCER: Research Opportunities - Post-Doctoral Research Positions http://es.epa.gov/ncer/rfa/postdoc.html	0
163.	Contact Us P3: People, Prosperity and the Planet Student Design Competition for Sustainability US EPA http://es.epa.gov/ncer/p3/contact.html	0

	Pages	Average Time to Serve (ms)
164.	EPA: ORD: NCER: Events: News http://es.epa.gov/ncer/events/news/2005/04_13_05_feature.html	0
165.	EPA: ORD: NCER: Funding Opportunities http://es.epa.gov/ncer/rfa/2004/2004early_indicators.html	0
166.	EPA: NCER: Science Topics: Drinking Water: Research Results http://es.epa.gov/ncer/science/drinkingwater/results.html	0
167.	EPA: ORD: NCER: Events: Participants: Workshop on Pharmaceuticals in the Environment http://es.epa.gov/ncer/publications/meetings/8-23-2005/participants.html	0
168.	Co-sponsors Info For P3: People, Prosperity and the Planet Student Design Competition for Sustainability US EPA http://es.epa.gov/ncer/p3/info/cosponsors.html	0
169.	Application Overview Phase I - Project Development P3: People, Prosperity and the Planet Student Design Competition for Sustainability US EPA http://es.epa.gov/ncer/p3/appoverview.html	0
170.	EPA: ORD: NCER: Events: News http://es.epa.gov/ncer/events/news/2006/08_01_06_feature.html	0
171.	Media Info For P3: People, Prosperity and the Planet Student Design Competition for Sustainability US EPA http://es.epa.gov/ncer/p3/info/media.html	0
172.	EPA: ORD: NCER: Fellowships: 2000 STAR Graduate Fellowships http://es.epa.gov/ncer/fellow/recipient/fellow00.html	0
173.	EPA: ORD: NCER: Research Opportunities: Small Business Innovation Research http://es.epa.gov/ncer/rfa/current/sbir2002.html	0
174.	EPA: NCER: P3: People, Prosperity and the Planet Student Design Competition for Sustainability: A National Student Design Competition for Sustainability focusing on People, Prosperity, and the Planet http://es.epa.gov/ncer/p3/designs_sustain_rfp_2005.html	0
175.	EPA: ORD: NCER: Funding Opportunities http://es.epa.gov/ncer/rfa/current/2004_gro_undergrad_fellow.html	0

	Pages	Average Time to Serve (ms)
176.	EPA: ORD: NCER: Pathogens in Water http://es.epa.gov/ncer/publications/topical/pathogens.html	0
177.	EPA: ORD: NCER: Research Opportunities: 2006 STAR Fellowship Archives http://es.epa.gov/ncer/rfa/archive/fellow/fellowarchives2006.html	0
178.	EPA: ORD: NCER: Events: Agenda http://es.epa.gov/ncer/events/calendar/2006/oct12/agenda.html	0
179.	EPA: ORD: NCER: Research on Pesticide Bio- and Phytoremediation http://es.epa.gov/ncer/publications/topical/biopest.html	0
180.	EPA: ORD: NCER: Fellowships: 1999 STAR Graduate Fellowships http://es.epa.gov/ncer/fellow/recipients/fellow99.html	0
181.	EPA: ORD: NCER: Funding Opportunities http://es.epa.gov/ncer/rfa/2004/2004_fire_climate.html	0
182.	EPA: ORD: NCER: Fellowships: 2001 Graduate Fellowships http://es.epa.gov/ncer/fellow/recipients/star_fellow01.html	0
183.	Phase II - P3 Award Winners P3: People, Prosperity and the Planet Student Design Competition for Sustainability US EPA http://es.epa.gov/ncer/p3/award_winners.html	0
184.	Students Step it up for Sustainability Newsroom P3: People, Prosperity and the Planet Student Design Competition for Sustainability US EPA http://es.epa.gov/ncer/p3/press/june_28_2006ord.html	0
185.	Environmental Protection Agency http://es.epa.gov/ncer/publications/meetings/	0
186.	EPA: ORD: NCER: Research Opportunities: Environmental Futures Research in Nanoscale Science, Engineering and Technology http://es.epa.gov/ncer/rfa/archive/grants/02/02nanotech.html	0
187.	EPA: ORD: NCER: Events: News http://es.epa.gov/ncer/events/news/2005/06_29_05.html	0
188.	EPA: Nanotechnology: Research Projects: Green Nanotechnology http://es.epa.gov/ncer/nano/research/nano_green.html	0

	Pages	Average Time to Serve (ms)
189.	EPA: ORD: NCER: Funding Opportunities http://es.epa.gov/ncer/rfa/2004/2004_ecohab.html	0
190.	EPA: NCER: Science Topics: Technology for a Sustainable Environment http://es.epa.gov/ncer/science/tse/	0
191.	Environmental Protection Agency http://es.epa.gov/ncer/fellow/recipients/gro_fellow06.html	0
192.	Phase I # Project Development P3: People, Prosperity and the Planet Student Design Competition for Sustainability US EPA http://es.epa.gov/ncer/p3/phase1proof.html	0
193.	EPA: ORD: NCER: Funding Opportunities http://es.epa.gov/ncer/rfa/2005/2005_tropospheric_air_pollution.html	0
194.	Drinking Water Treatment http://es.epa.gov/ncer/sbir/sbir97/drinking.html	0
195.	EPA: ORD: NCER: Funding Opportunities http://es.epa.gov/ncer/rfa/2004/2004_glakes_foodweb.html	0
196.	EPA: ORD: NCER: Funding Opportunities http://es.epa.gov/ncer/rfa/2004/2004_source_pm.html	0
197.	EPA: ORD: NCER: Centers http://es.epa.gov/ncer/centers/eer/cencitt/yr3rpt.html	0
198.	EPA: ORD: NCER: Centers http://es.epa.gov/ncer/centers/eagles/	0
199.	EPA: ORD: NCER: Research on Children's Health Asthma, Lead, and Indoor Air http://es.epa.gov/ncer/publications/topical/children.html	0
200.	EPA: Nanotechnology: Research Projects: Remediation http://es.epa.gov/ncer/nano/research/nano_remediation.html	0
	Other	-
	Total	-

items 1-200 of 200

Pages - Help Card



Column Definitions

Pages

Any displayed page. You can specify for each profile the types of files that qualify as a page. These settings can be changed by the WebTrends administrator.

Visits

Number of visits to this page. A visit is a series of actions that begins when a visitor views the first page from the server, and ends when the visitor leaves the site or remains idle beyond the idle-time limit. The default idle-time limit is thirty minutes. This time limit can be changed by the system administrator.

Views

Number of times this page was viewed by visitors.

Average Time Viewed

Average length of time the specified page was viewed. (The format is hh:mm:ss - hours:minutes:seconds.)

Average Time to Serve

Average amount of time (in milliseconds) it took to serve each document during the specified time interval. The time to serve spans from the time the server got a page request until it transmitted all the data.

Note: Zero values in this column probably indicates that your web server is not logging Time to Serve information.



Report Descriptions

Pages with good content and design are more likely to attract visitors and be revisited. Less popular pages on a site can be made more appealing by improving the content or incorporating design elements similar to that on the more important pages. Always remember that people are far more interested in content than in design, and average view times can help determine which content is most important to your visitors.

Content Groups

This report identifies the most popular groups of web site pages and how often they were visited.

Content Groups Trend

No data is available for this graph.

Content Groups

No data is available for this graph.

Content Groups

No data is available for this table.

Content Groups - Help Card



Column Definitions

Content Group

A defined group of web pages with specific things in common, such as the same types of products, services, or information.

Visits

Number of visits where the visitor viewed at least one page in the specified content group. A visit is a series of actions that begins when a visitor views their first page from the server, and ends when the visitor leaves the site or remains idle beyond the idle-time limit. The default idle-time limit is thirty minutes. This time limit can be changed by the system administrator.

Hits

Each file requested by a visitor registers as a hit. There can be several hits on each page. While the volume of hits reflects the amount of server traffic, it is not an accurate reflection of the number of pages viewed.



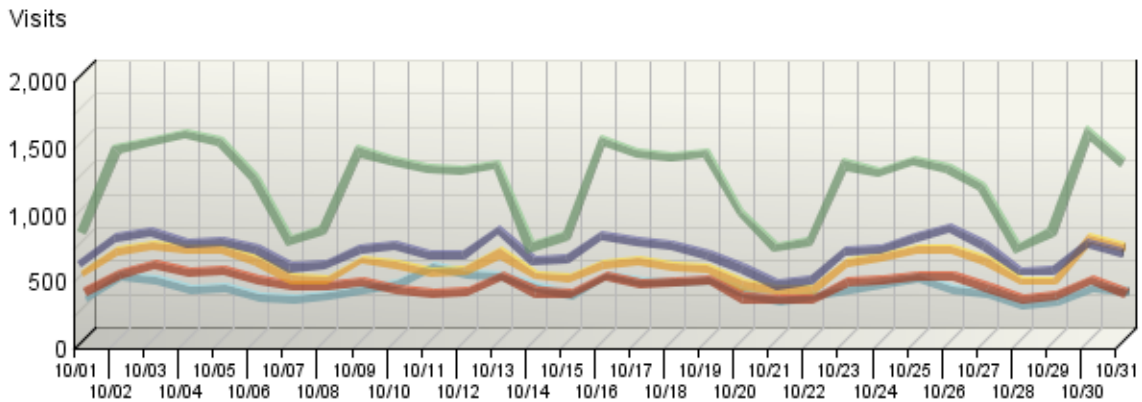
Report Descriptions

The information on this page can show you which content groups were most popular. This will reveal the reasons people visit your web site, and what is most interesting and least interesting to them.

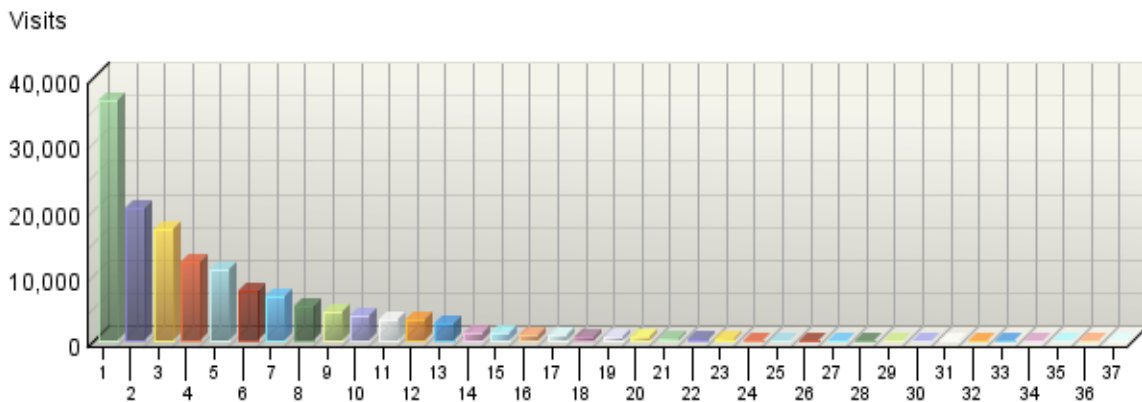
Directories

This report lists the most commonly accessed directories on your web site. This information can help determine the types of data most often requested.

Directories Trend



Directories



Directories

	Path To Directory	Visits	Hits	Kbytes Transferred
1.	http://es.epa.gov/ncer/rfa	36,487	73,017	4,421,799
2.	http://es.epa.gov/ncer/publications	20,065	84,210	24,724,068
3.	http://es.epa.gov/ncer/fellow	16,814	28,938	1,697,873
4.	http://es.epa.gov/ncer/sbir	11,918	18,553	1,661,357

	Path To Directory	Visits	Hits	Kbytes Transferred
5.	http://es.epa.gov/ncer/p3	10,804	31,413	671,915
6.	http://es.epa.gov/ncer/	7,732	12,494	406,124
7.	http://es.epa.gov/ncer/events	6,581	16,370	474,824
8.	http://es.epa.gov/ncer/nano	5,141	20,537	2,483,565
9.	http://es.epa.gov/ncer/index_files	4,373	5,047	142,002
10.	http://es.epa.gov/ncer/grants	3,689	4,778	128,917
11.	http://es.epa.gov/ncer/guidance	3,230	5,557	164,651
12.	http://es.epa.gov/ncer/science	3,176	8,032	649,937
13.	http://es.epa.gov/ncer/centers	2,712	5,922	361,003
14.	http://es.epa.gov/ncer/staa	1,202	2,328	59,337
15.	http://es.epa.gov/ncer/other	1,072	1,365	51,831
16.	http://es.epa.gov/ncer/results	854	1,312	24,616
17.	http://es.epa.gov/ncer/cns	782	1,360	28,422
18.	http://es.epa.gov/ncer/briefings	715	2,002	359,957
19.	http://es.epa.gov/ncer/about	698	911	19,065
20.	http://es.epa.gov/ncer/biodiversity	538	1,090	11,197
21.	http://es.epa.gov/ncer/news	278	300	1,829
22.	http://es.epa.gov/ncer/early	179	220	339
23.	http://es.epa.gov/ncer/06fellowships	164	199	2,965
24.	http://es.epa.gov/ncer/p3recipients	104	236	873
25.	http://es.epa.gov/ncer/2005bioinformatics	93	132	841
26.	http://es.epa.gov/ncer/nano2005	81	206	629
27.	http://es.epa.gov/ncer/epscor	45	58	999
28.	http://es.epa.gov/ncer/05drinkingwater	34	34	511
29.	http://es.epa.gov/ncer/pdf	32	44	297
30.	http://es.epa.gov/ncer/05childbiomarker	23	45	328
31.	http://es.epa.gov/ncer/mailing	15	19	5,737
32.	http://es.epa.gov/ncer/images	7	12	44
33.	http://es.epa.gov/ncer/final	4	67	0
34.	http://es.epa.gov/ncer/progress	3	12	14
35.	http://es.epa.gov/ncer/tse	3	6	49
36.	http://es.epa.gov/	1	4	24
37.	http://es.epa.gov/ncer/tsegrants	1	1	0
Total		-	326,831	38,557,921

items 1-37 of 37

Directories - Help Card



Column Definitions

Path to Directory

The full URL path to the directory being analyzed.

Visits

Number of visits to pages within the specified directory. A visit is a series of actions that begins when a visitor views their first page from the server, and ends when the visitor leaves the site or remains idle beyond the idle-time limit. The default idle-time limit is thirty minutes. This time limit can be changed by the system administrator.

Hits

Each file requested by a visitor registers as a hit. There can be several hits on each page. While the volume of hits reflects the amount of server traffic, it is not an accurate reflection of the number of pages viewed.

Kbytes Transferred

Number of kilobytes of data transferred by the server from the specified directory to your visitors.



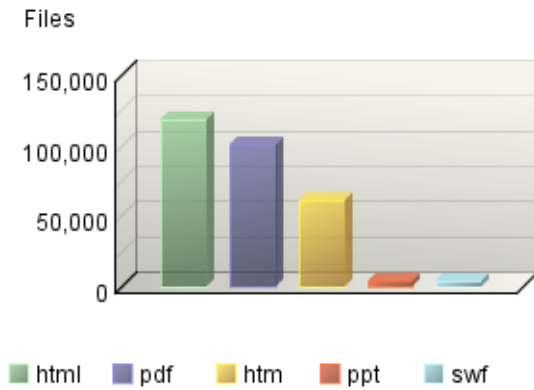
Report Descriptions

This report indicates the content visitors are most interested in. Use this information to determine which content areas to develop further, which areas to focus on less, and how you can arrange your content most effectively. If the table is sorted by kilobytes of data transferred, this page reveals what kind of data the server spends the most time transferring, and may suggest different ways to organize your data, or different ways to distribute the server load if you have more than one server.

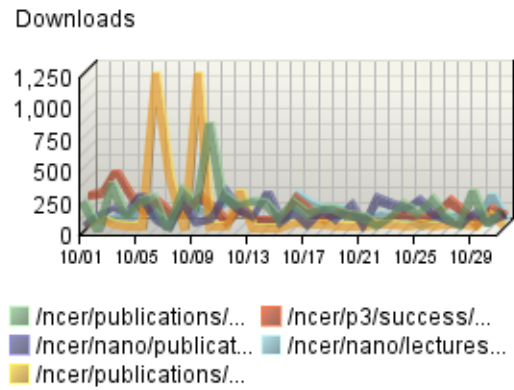
Files Dashboard

This displays key graphs and tables that provide an overview of the Files chapter. When viewing through the on-demand interface, you can click on the title of a graph or table to navigate to the corresponding page.

Accessed File Types by Files



Downloaded Files Trend



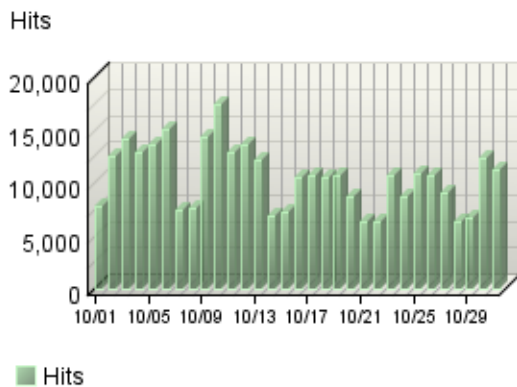
Uploaded Files

No data is available for this graph.

Hit Summary

Successful Hits for Entire Site	326,831
Average Hits per Day	10,542
Home Page Hits	5,083

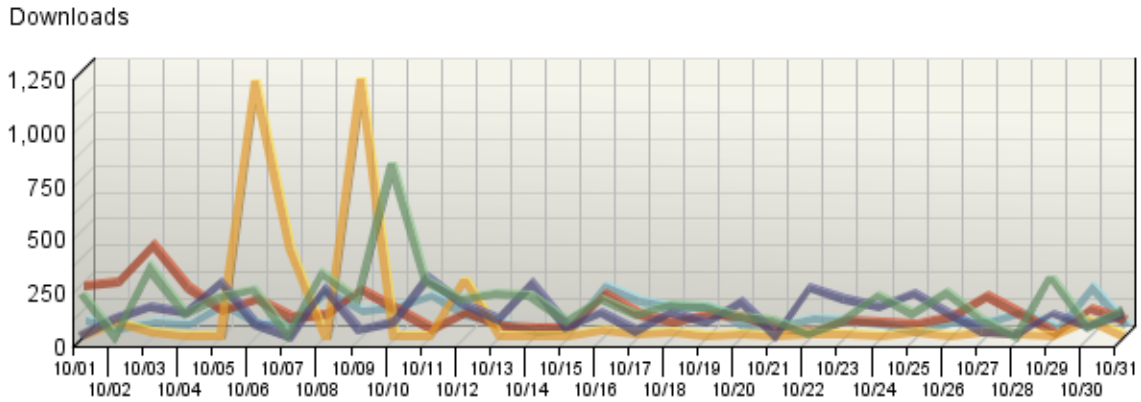
Hits Trend



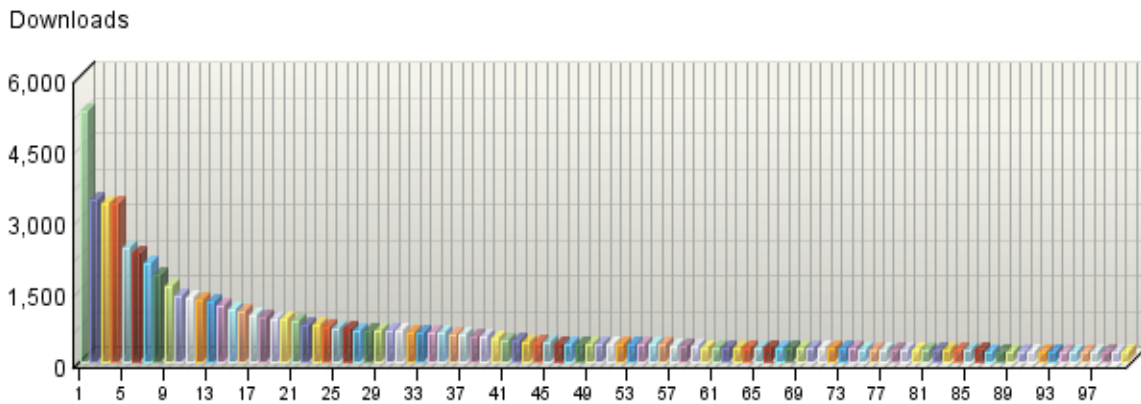
Downloaded Files

This report identifies the most popular files downloaded from your site.

Downloaded Files Trend



Downloaded Files



Downloaded Files

	Downloaded Files	Downloads	% Downloads	Visits
■ 1.	http://es.epa.gov/ncer/publications/workshop/pdf/10_26_05proceeding1.pdf	5,277	5.05%	201
■ 2.	http://es.epa.gov/ncer/nano/publications/whitepaper12022005.pdf	3,413	3.27%	271

	Downloaded Files	Downloads	% Downloads	Visits
3.	http://es.epa.gov/ncer/publications/nano/pdf/GaudianaKonarka Overview - September 8, 2003.pdf	3,332	3.19%	42
4.	http://es.epa.gov/ncer/p3/success/michigan.pdf	3,311	3.17%	174
5.	http://es.epa.gov/ncer/nano/lectures/zhang0705.pdf	2,389	2.29%	218
6.	http://es.epa.gov/ncer/publications/overview/bioavailability_complete_book.pdf	2,266	2.17%	164
7.	http://es.epa.gov/ncer/publications/workshop/pdf/10_20_05_nanosummary.pdf	2,081	1.99%	152
8.	http://es.epa.gov/ncer/publications/workshop/microorganisms_drinking_water_proceedings.pdf	1,815	1.74%	66
9.	http://es.epa.gov/ncer/publications/workshop/nano_proceed.pdf	1,587	1.52%	215
10.	http://es.epa.gov/ncer/science/pm/pm.pdf	1,379	1.32%	47
11.	http://es.epa.gov/ncer/publications/workshop/pdf/endocrine_disruptors.pdf	1,328	1.27%	78
12.	http://es.epa.gov/ncer/publications/workshop/pdf/humanhealthproc.pdf	1,281	1.23%	51
13.	http://es.epa.gov/ncer/publications/nano/pdf/BaerEPA-Workshop--SmallParticleChemistry-final.pdf	1,251	1.20%	51
14.	http://es.epa.gov/ncer/publications/nano/pdf/Rama.pdf	1,194	1.14%	44
15.	http://es.epa.gov/ncer/publications/workshop/pdf/fnanoproc_092005.pdf	1,100	1.05%	103
16.	http://es.epa.gov/ncer/publications/epa_center_reports/FinalOutput_EaGLENewTools2005.pdf	1,067	1.02%	94
17.	http://es.epa.gov/ncer/publications/ncer/ncer_annualreport.pdf	962	0.92%	144
18.	http://es.epa.gov/ncer/science/tse/annual.pdf	928	0.89%	102
19.	http://es.epa.gov/ncer/publications/meetings/8-18-04/pdf/drzal_epa-star_08-17-04_(final).pdf	899	0.86%	98
20.	http://es.epa.gov/ncer/rfa/forms/sf424_i.pdf	875	0.84%	661
21.	http://es.epa.gov/ncer/rfa/2006/sbir_phase1.pdf	865	0.83%	86
22.	http://es.epa.gov/ncer/publications/workshop/pdf/EE-0492-02.pdf	787	0.75%	65
23.	http://es.epa.gov/ncer/rfa/forms/sf424i_instructions.pdf	752	0.72%	574
24.	http://es.epa.gov/ncer/sbir/success/pdf/stories05.pdf	748	0.72%	73
25.	http://es.epa.gov/ncer/publications/regions/5/pdf/plewa7_14_2004.pdf	690	0.66%	55

	Downloaded Files	Downloads	% Downloads	Visits
26.	http://es.epa.gov/ncer/publications/nano/nanotechnology4-20-04.pdf	672	0.64%	90
27.	http://es.epa.gov/ncer/nano/lectures/merzbacher_05_02_05_presentation.pdf	656	0.63%	105
28.	http://es.epa.gov/ncer/nano/lectures/shull_06_27_05_presentation.pdf	634	0.61%	48
29.	http://es.epa.gov/ncer/nano/lectures/shah92605.pdf	630	0.60%	98
30.	http://es.epa.gov/ncer/publications/search/toxicsbatch.pdf	629	0.60%	37
31.	http://es.epa.gov/ncer/publications/workshop/pdf/EE-0492-04.pdf	629	0.60%	30
32.	http://es.epa.gov/ncer/publications/meetings/8-23-2005/Black_355_d1.pdf	624	0.60%	54
33.	http://es.epa.gov/ncer/publications/workshop/pdf/11_03_05_harwell.pdf	618	0.59%	34
34.	http://es.epa.gov/ncer/rfa/forms/keycontacts.pdf	593	0.57%	478
35.	http://es.epa.gov/ncer/publications/workshop/pdf/2003star_human_health_proceedings.pdf	590	0.56%	42
36.	http://es.epa.gov/ncer/publications/meetings/8-23-2005/Gressitt_0915_d3.pdf	587	0.56%	41
37.	http://es.epa.gov/ncer/rfa/forms/sf424-v2.0.pdf	556	0.53%	437
38.	http://es.epa.gov/ncer/nano/lectures/teague_042505_presentation.pdf	520	0.50%	69
39.	http://es.epa.gov/ncer/nano/lectures/mcneil_030706.pdf	517	0.49%	124
40.	http://es.epa.gov/ncer/rfa/forms/sf424instructions.pdf	477	0.46%	366
41.	http://es.epa.gov/ncer/publications/workshop/pdf/10_20_05_dreher_kevin.pdf	457	0.44%	50
42.	http://es.epa.gov/ncer/rfa/forms/electronic_filing_instr.pdf	444	0.42%	333
43.	http://es.epa.gov/ncer/nano/publications/8-18-04/fnanoproc_092005.pdf	416	0.40%	44
44.	http://es.epa.gov/ncer/rfa/forms/NCER_std_form_5-STAR_Grant_applications.pdf	405	0.39%	266
45.	http://es.epa.gov/ncer/rfa/forms/approved_budget_sheet.pdf	393	0.38%	309
46.	http://es.epa.gov/ncer/science/pm/hei/DieselSpecialReport02.pdf	384	0.37%	41
47.	http://es.epa.gov/ncer/nano/publications/2002_august_nano_star_workshop.pdf	381	0.36%	67
48.	http://es.epa.gov/ncer/nano/lectures/roco_04_18_05_presentation.pdf	377	0.36%	29

	Downloaded Files	Downloads	% Downloads	Visits
49.	http://es.epa.gov/ncer/publications/workshop/pdf/11_03_05_howarth.pdf	375	0.36%	12
50.	http://es.epa.gov/ncer/publications/meetings/8-23-2005/Rubenstein_0850_d3.pdf	373	0.36%	53
51.	http://es.epa.gov/ncer/publications/meetings/8-18-04/pdf/edwin_kan 2.pdf	371	0.35%	29
52.	http://es.epa.gov/ncer/publications/meetings/11-30-2005/pmcentersabstract.pdf	366	0.35%	20
53.	http://es.epa.gov/ncer/publications/starreport/starsix.pdf	365	0.35%	80
54.	http://es.epa.gov/ncer/sbir/report.pdf	355	0.34%	249
55.	http://es.epa.gov/ncer/publications/meetings/8-18-04/pdf/drzal_greenManf.pdf	346	0.33%	24
56.	http://es.epa.gov/ncer/publications/workshop/globalaquaticeco_60806.pdf	345	0.33%	38
57.	http://es.epa.gov/ncer/publications/meetings/9-28-2004/pdf/nel.pdf	337	0.32%	29
58.	http://es.epa.gov/ncer/rfa/forms/epaf2006.pdf	335	0.32%	268
59.	http://es.epa.gov/ncer/publications/meetings/10_26_05/b33westerhoff.pdf	309	0.30%	27
60.	http://es.epa.gov/ncer/publications/meetings/8-18-04/pdf/epa-winter.pdf	303	0.29%	43
61.	http://es.epa.gov/ncer/publications/meetings/8-18-04/pdf/tao_EPA04a.pdf	298	0.29%	11
62.	http://es.epa.gov/ncer/publications/overview/1999_star_waterwatershed_final.pdf	295	0.28%	56
63.	http://es.epa.gov/ncer/rfa/forms/guidance.pdf	295	0.28%	247
64.	http://es.epa.gov/ncer/publications/meetings/8-23-2005/Eirkson_0915_d2.pdf	292	0.28%	37
65.	http://es.epa.gov/ncer/publications/workshop/pdf/2001_drinking_water.pdf	291	0.28%	33
66.	http://es.epa.gov/ncer/publications/workshop/pdf/10_20_05_ruiz_nancy.pdf	291	0.28%	35
67.	http://es.epa.gov/ncer/nano/factsheet/nano_factsheet.pdf	289	0.28%	216
68.	http://es.epa.gov/ncer/publications/workshop/pdf/EE-0484-04.pdf	287	0.27%	32
69.	http://es.epa.gov/ncer/publications/meetings/8-18-04/pdf/wang.pdf	283	0.27%	33
70.	http://es.epa.gov/ncer/publications/meetings/8-23-2005/Buzby_300_d2.pdf	277	0.27%	27
71.	http://es.epa.gov/ncer/publications/meetings/8-18-04/pdf/EPA2004Goerge_Chumanov.pdf	273	0.26%	29
72.	http://es.epa.gov/ncer/publications/workshop/pdf/11_03_05_hargreaves.pdf	271	0.26%	24
73.	http://es.epa.gov/ncer/nano/lectures/maynard_06_13_05_presentation.pdf	268	0.26%	92

	Downloaded Files	Downloads	% Downloads	Visits
74.	http://es.epa.gov/ncer/publications/nano/pdf/Hwang.pdf	264	0.25%	40
75.	http://es.epa.gov/ncer/publications/meetings/8-18-04/pdf/karn-nanogratees-8-04.pdf	259	0.25%	30
76.	http://es.epa.gov/ncer/publications/meetings/8-23-2005/Daughton_0915_d1.pdf	253	0.24%	13
77.	http://es.epa.gov/ncer/publications/workshop/pdf/EE-0497-06.pdf	248	0.24%	25
78.	http://es.epa.gov/ncer/publications/meetings/9-28-2004/pdf/frampton.pdf	248	0.24%	52
79.	http://es.epa.gov/ncer/publications/meetings/8-18-04/pdf/wan_y_shih_epa_grantee_meeting_8-18,21-2004_2.pdf	246	0.24%	29
80.	http://es.epa.gov/ncer/publications/nano/pdf/MartinAtmosphericNanoparticles.pdf	246	0.24%	18
81.	http://es.epa.gov/ncer/publications/meetings/9-27-2004/pdf/nel.pdf	238	0.23%	22
82.	http://es.epa.gov/ncer/sbir/2007factsheet.pdf	237	0.23%	197
83.	http://es.epa.gov/ncer/publications/meetings/8-23-2005/Glassmeyer_1025_d2.pdf	234	0.22%	33
84.	http://es.epa.gov/ncer/publications/workshop/pdf/EE-0492-01.pdf	231	0.22%	47
85.	http://es.epa.gov/ncer/publications/meetings/8-23-2005/Armstrong_150_d2.pdf	226	0.22%	29
86.	http://es.epa.gov/ncer/publications/regions/5/pdf/johnson7_14_2004.pdf	225	0.22%	19
87.	http://es.epa.gov/ncer/science/economics/science_econ1.pdf	219	0.21%	28
88.	http://es.epa.gov/ncer/publications/starreport/starten.pdf	218	0.21%	145
89.	http://es.epa.gov/ncer/publications/meetings/8-23-2005/finalssummary.pdf	218	0.21%	154
90.	http://es.epa.gov/ncer/publications/nano/pdf/lamNT-Tox-EPA-NSF-Talk-Breviated.pdf	212	0.20%	56
91.	http://es.epa.gov/ncer/publications/meetings/8-18-04/pdf/lavine.pdf	212	0.20%	31
92.	http://es.epa.gov/ncer/publications/overview/1997_1999_eco_indicators_synthesis.pdf	211	0.20%	34
93.	http://es.epa.gov/ncer/publications/workshop/pdf/10_20_05_gheorghiu_florin.pdf	208	0.20%	26
94.	http://es.epa.gov/ncer/publications/science_forum/posters/pdf/2004_callard.pdf	206	0.20%	177
95.	http://es.epa.gov/ncer/publications/meetings/11-30-2005/PM_Centers_Meeting_120105.pdf	204	0.20%	22
96.	http://es.epa.gov/ncer/publications/meetings/8-18-04/pdf/larsen.pdf	202	0.19%	33

	Downloaded Files	Downloads	% Downloads	Visits
97.	http://es.epa.gov/ncer/publications/overview/1999_star_eco_indicators.pdf	198	0.19%	39
98.	http://es.epa.gov/ncer/P3/forms/2004p3forms.pdf	189	0.18%	125
99.	http://es.epa.gov/ncer/publications/regions/5/pdf/farland7_14_2004.pdf	186	0.18%	22
100.	http://es.epa.gov/ncer/publications/meetings/9-28-2004/pdf/bonham.pdf	185	0.18%	30
101.	http://es.epa.gov/ncer/sbir/success/pdf/success_stories_old.pdf	184	0.18%	27
102.	http://es.epa.gov/ncer/publications/nano/pdf/epa.pdf	182	0.17%	27
103.	http://es.epa.gov/ncer/publications/workshop/pdf/10_20_05_tratnyet_paul.pdf	181	0.17%	35
104.	http://es.epa.gov/ncer/publications/meetings/8-18-04/pdf/william_trogler.pdf	179	0.17%	27
105.	http://es.epa.gov/ncer/publications/meetings/9-9-2003/pdf/philip_berger.pdf	179	0.17%	31
106.	http://es.epa.gov/ncer/publications/workshop/bynd_com_sess1.pdf	175	0.17%	38
107.	http://es.epa.gov/ncer/publications/workshop/bynd_com_sess2.pdf	171	0.16%	36
108.	http://es.epa.gov/ncer/sbir/2000sbir.pdf	171	0.16%	95
109.	http://es.epa.gov/ncer/publications/meetings/8-23-2005/OConnor_0825_d3.pdf	171	0.16%	28
110.	http://es.epa.gov/ncer/publications/nano/pdf/tomsonNSF 91503.pdf	170	0.16%	19
111.	http://es.epa.gov/ncer/publications/nano/pdf/BatteasNano-Agro.pdf	169	0.16%	30
112.	http://es.epa.gov/ncer/publications/workshop/pdf/EE-0484-07.pdf	165	0.16%	27
113.	http://es.epa.gov/ncer/publications/meetings/11-30-2005/Rochester_PM_Center_Kickoff.pdf	164	0.16%	30
114.	http://es.epa.gov/ncer/publications/workshop/pdf/EE-0472-05.pdf	163	0.16%	47
115.	http://es.epa.gov/ncer/publications/workshop/pdf/10_20_05_mach_richard.pdf	159	0.15%	22
116.	http://es.epa.gov/ncer/publications/nano/pdf/Zhang.pdf	158	0.15%	18
117.	http://es.epa.gov/ncer/publications/workshop/pdf/11_03_05_lamberson.pdf	156	0.15%	22
118.	http://es.epa.gov/ncer/publications/workshop/pdf/EE-0497-05.pdf	156	0.15%	27
119.	http://es.epa.gov/ncer/publications/meetings/10_18_2005/d1craig.pdf	155	0.15%	21

	Downloaded Files	Downloads	% Downloads	Visits
120.	http://es.epa.gov/ncer/publications/overview/1997_star_waterwatershed_final.pdf	153	0.15%	28
121.	http://es.epa.gov/ncer/publications/workshop/pdf/10_26_04_valuation_session1.pdf	152	0.15%	33
122.	http://es.epa.gov/ncer/publications/workshop/pdf/10_20_05_diallo_mamadou.pdf	152	0.15%	29
123.	http://es.epa.gov/ncer/sbir/success/pdf/innovative.pdf	151	0.14%	118
124.	http://es.epa.gov/ncer/publications/workshop/pdf/10_20_05_sedlak_david.pdf	150	0.14%	26
125.	http://es.epa.gov/ncer/publications/meetings/11-30-2005/Harvardfinal.pdf	149	0.14%	14
126.	http://es.epa.gov/ncer/publications/meetings/9-27-2004/pdf/cheng.pdf	147	0.14%	25
127.	http://es.epa.gov/ncer/nano/relevant_meetings/NanotoxicologyMeeting2006.pdf	146	0.14%	57
128.	http://es.epa.gov/ncer/publications/starreport/starfive.pdf	146	0.14%	130
129.	http://es.epa.gov/ncer/sbir/success/pdf/novelliquid.pdf	143	0.14%	126
130.	http://es.epa.gov/ncer/nano/lectures/bergeson_05_09_05.pdf	142	0.14%	74
131.	http://es.epa.gov/ncer/publications/workshop/pdf/EE-0484-09.pdf	140	0.13%	35
132.	http://es.epa.gov/ncer/publications/workshop/pdf/EE-0497-01.pdf	139	0.13%	23
133.	http://es.epa.gov/ncer/sbir/success/pdf/espinn_success.pdf	139	0.13%	30
134.	http://es.epa.gov/ncer/publications/meetings/10_18_2005/d1apse.pdf	139	0.13%	13
135.	http://es.epa.gov/ncer/sbir/success/pdf/hydrogen.pdf	138	0.13%	121
136.	http://es.epa.gov/ncer/fellow/posters/ppt/montie_2004_star.pdf	138	0.13%	124
137.	http://es.epa.gov/ncer/publications/workshop/pdf/EE-0475-06.pdf	138	0.13%	13
138.	http://es.epa.gov/ncer/publications/workshop/pdf/10_20_05_kovalick_walt_plenary.pdf	136	0.13%	21
139.	http://es.epa.gov/ncer/sbir/program/report.pdf	136	0.13%	56
140.	http://es.epa.gov/ncer/publications/workshop/pdf/10_20_05_henn_keith.pdf	135	0.13%	32
141.	http://es.epa.gov/ncer/publications/regions/5/pdf/schultz7_14_2004.pdf	133	0.13%	30
142.	http://es.epa.gov/ncer/publications/meetings/10_18_2005/cns_smartgrowth.pdf	133	0.13%	8
143.	http://es.epa.gov/ncer/publications/overview/1996_star_waterwatershed_final.pdf	131	0.13%	40


	Downloaded Files	Downloads	% Downloads	Visits
144.	http://es.epa.gov/ncer/publications/workshop/pdf/EE-0475-07.pdf	130	0.12%	21
145.	http://es.epa.gov/ncer/publications/meetings/9-9-2003/pdf/gudrunn_massmann.pdf	128	0.12%	11
146.	http://es.epa.gov/ncer/fellow/pubs/dillonfrazier.pdf	124	0.12%	35
147.	http://es.epa.gov/ncer/publications/workshop/pdf/2001_water_watersheds.pdf	123	0.12%	30
148.	http://es.epa.gov/ncer/publications/meetings/10_18_2005/d1johnson.pdf	122	0.12%	16
149.	http://es.epa.gov/ncer/fellow/fellowforms.pdf	119	0.11%	55
150.	http://es.epa.gov/ncer/nano/publications/pm_publications.pdf	119	0.11%	29
151.	http://es.epa.gov/ncer/publications/epa_center_reports/FinalDraft-A CEINC-NewIndicators.pdf	117	0.11%	47
152.	http://es.epa.gov/ncer/sbir/success/pdf/sea_sweep_success.pdf	117	0.11%	44
153.	http://es.epa.gov/ncer/publications/overview/1997_star_eco_indicators.pdf	117	0.11%	33
154.	http://es.epa.gov/ncer/publications/meetings/9-28-2004/pdf/wang.pdf	116	0.11%	33
155.	http://es.epa.gov/ncer/publications/meetings/9-28-2004/pdf/kipen.pdf	115	0.11%	33
156.	http://es.epa.gov/ncer/publications/meetings/9-28-2004/pdf/kanagy.pdf	115	0.11%	28
157.	http://es.epa.gov/ncer/fellow/posters/ppt/criscione_2004_star.pdf	115	0.11%	93
158.	http://es.epa.gov/ncer/publications/science_forum/posters/pdf/2004_smith.pdf	115	0.11%	92
159.	http://es.epa.gov/ncer/publications/workshop/pdf/EE-0475-04.pdf	114	0.11%	16
160.	http://es.epa.gov/ncer/publications/regions/5/pdf/reeves7_14_2004.pdf	114	0.11%	28
161.	http://es.epa.gov/ncer/publications/workshop/pdf/11_03_05_koonce.pdf	113	0.11%	15
162.	http://es.epa.gov/ncer/publications/workshop/pdf/EE-0492-03.pdf	112	0.11%	22
163.	http://es.epa.gov/ncer/publications/regions/5/pdf/finette7_14_2004.pdf	111	0.11%	44
164.	http://es.epa.gov/ncer/publications/nano/pdf/sailor2003_EPA_sailor.pdf	111	0.11%	41
165.	http://es.epa.gov/ncer/rfa/forms/424b.pdf	110	0.11%	92
166.	http://es.epa.gov/ncer/publications/workshop/pdf/10_26_04_valuation_session2.pdf	110	0.11%	12
167.	http://es.epa.gov/ncer/publications/overview/1998_star_waterwatershed_final.pdf	108	0.10%	25

	Downloaded Files	Downloads	% Downloads	Visits
168.	http://es.epa.gov/ncer/sbir/rtp_sbir_meeting.pdf	108	0.10%	51
169.	http://es.epa.gov/ncer/publications/meetings/8-18-04/pdf/strongin_epa_grantee_in_philadelphia_2.pdf	107	0.10%	17
170.	http://es.epa.gov/ncer/publications/handouts/ncer_flyer.pdf	106	0.10%	60
171.	http://es.epa.gov/ncer/publications/workshop/pdf/10_26_04_valuation_session3_part2.pdf	106	0.10%	11
172.	http://es.epa.gov/ncer/publications/overview/1998_star_eco_indicators.pdf	106	0.10%	29
173.	http://es.epa.gov/ncer/publications/meetings/8-18-04/pdf/nancy_monteiro.pdf	105	0.10%	17
174.	http://es.epa.gov/ncer/rfa/forms/GG_LobbyingForm-V1.1.pdf	104	0.10%	83
175.	http://es.epa.gov/ncer/publications/workshop/indicatprw00.pdf	103	0.10%	35
176.	http://es.epa.gov/ncer/sbir/success/pdf/vehicle.pdf	103	0.10%	97
177.	http://es.epa.gov/ncer/publications/meetings/9-27-2004/pdf/devlin.pdf	103	0.10%	23
178.	http://es.epa.gov/ncer/publications/workshop/pdf/cisnet_workshop_abstracts.pdf	103	0.10%	47
179.	http://es.epa.gov/ncer/publications/meetings/8-18-04/pdf/tomson_8-20-04_2nd_time.pdf	102	0.10%	19
180.	http://es.epa.gov/ncer/publications/meetings/8-18-04/pdf/sadik_epanano_prez.pdf	99	0.09%	21
181.	http://es.epa.gov/ncer/publications/meetings/9-15-2003/pdf/Rama.pdf	98	0.09%	67
182.	http://es.epa.gov/ncer/publications/meetings/9-9-2003/pdf/richard_langford.pdf	97	0.09%	18
183.	http://es.epa.gov/ncer/publications/workshop/pdf/11_03_05_gallegos.pdf	97	0.09%	19
184.	http://es.epa.gov/ncer/p3/p3_factsheet.pdf	95	0.09%	89
185.	http://es.epa.gov/ncer/publications/starreport/starseven.pdf	95	0.09%	53
186.	http://es.epa.gov/ncer/rfa/2004/2004_sbir_phase1.pdf	94	0.09%	28
187.	http://es.epa.gov/ncer/fellow/fellow_news_letter.pdf	93	0.09%	50
188.	http://es.epa.gov/ncer/publications/handouts/conference_flyer.pdf	93	0.09%	79
189.	http://es.epa.gov/ncer/publications/meetings/8-18-04/pdf/bhattacharyya.pdf	92	0.09%	20
190.	http://es.epa.gov/ncer/sbir/success/pdf/recovery.pdf	92	0.09%	84

	Downloaded Files	Downloads	% Downloads	Visits
191.	http://es.epa.gov/ncer/publications/terms/fdp405.pdf	92	0.09%	80
192.	http://es.epa.gov/ncer/publications/meetings/9-27-2004/pdf/froines.pdf	91	0.09%	15
193.	http://es.epa.gov/ncer/publications/workshop/pdf/10_26_04_valuation_session3_part1.pdf	91	0.09%	15
194.	http://es.epa.gov/ncer/fellow/posters/ppt/lopez_2004_star.pdf	90	0.09%	33
195.	http://es.epa.gov/ncer/publications/workshop/pdf/11_03_05_bridgham.pdf	89	0.09%	18
196.	http://es.epa.gov/ncer/sbir/success/pdf/mercury.pdf	89	0.09%	76
197.	http://es.epa.gov/ncer/publications/archive/csidoc.pdf	88	0.08%	26
198.	http://es.epa.gov/ncer/publications/workshop/pdf/EE-0497-02.pdf	88	0.08%	22
199.	http://es.epa.gov/ncer/publications/starreport/stareight.pdf	88	0.08%	65
200.	http://es.epa.gov/ncer/sbir/success/pdf/handheld.pdf	88	0.08%	76
	Other	24,227	23.18%	17,217
	Total	104,510	100.00%	31,609

items 1-200 of 200

Downloaded Files - Help Card

 **Column Definitions**

Files
The path and filename of the file being analyzed.

Downloads
Number of times the specified file was downloaded by a visitor. If an error occurred during a transfer, the transfer is not counted. Note that downloaded PDF files may cause an inflated count.

Visits
Number of visits that accessed the specified files. A visit is a series of actions that begins when a visitor views their first page from the server, and ends when the visitor leaves the site or remains idle beyond the idle-time limit. The default idle-time limit is thirty minutes. This time limit can be changed by the system administrator.



Report Descriptions

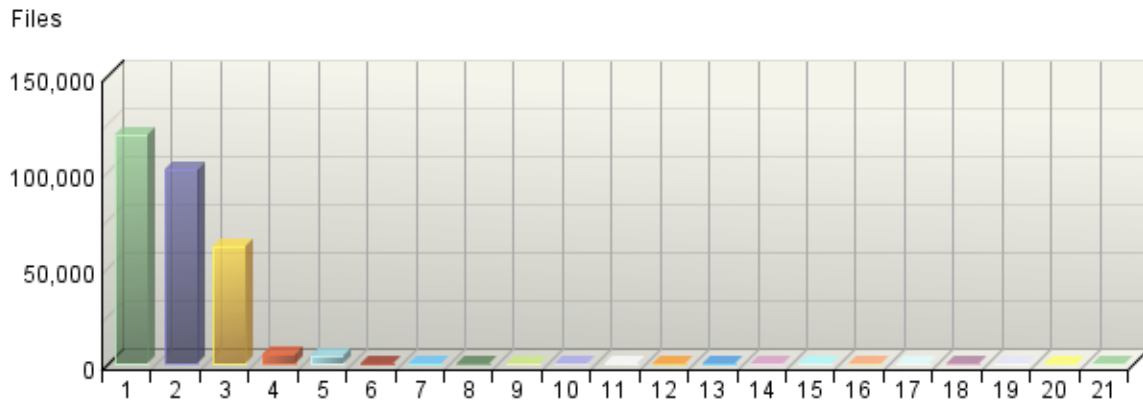
If you are using an SDC data source, then this report is not applicable.

This information shows you the most popular downloadable files on your web site. Files that don't appear on the list, or appear low on the list, may require maintenance such as decreasing the file size, improving link placement, or elimination to make room for more popular content.

Accessed File Types

This report identifies the types of files accessed on your site and the total number of kilobytes of data transferred for each file type. Cached requests and erred hits are excluded from the totals.

Accessed File Types by Files



Accessed File Types

File Type	Files	% Files	Kbytes Transferred
1. html	119,309	40.97%	6,644,397
2. pdf	101,429	34.83%	16,660,250
3. htm	61,092	20.98%	1,385,720
4. ppt	4,582	1.57%	13,616,634
5. swf	3,917	1.35%	141,996
6. doc	477	0.16%	34,059
7. scc	137	0.05%	43
8. wpd	98	0.03%	3,594
9. mpg	67	0.02%	54,649
10. map	40	0.01%	8
11. wp5	14	0.00%	465
12. eps	14	0.00%	5,784
13. jpe	8	0.00%	39
14. hold	5	0.00%	213
15. sit	3	0.00%	54
16. zip	3	0.00%	1,607
17. mp3	2	0.00%	661
18. rm	2	0.00%	5,156

	File Type	Files	% Files	Kbytes Transferred
19.	db	1	0.00%	144
20.	jbf	1	0.00%	11
21.	mov	1	0.00%	2,446
Total		291,202	100.00%	38,557,921

items 1-21 of 21

Accessed File Types - Help Card



Column Definitions

File Type

Identifies types of files by their file extension. For example, a file named graphic.gif is identified as type "gif."

Files

Number of files of the specified type accessed by visitors to your site.

Kbytes Transferred

Number of kilobytes of data transferred for all files of the specified type.



Report Descriptions

This report provides general statistics for the type of data that visitors access on your site.

Uploaded Files

This report identifies the most popular files uploaded from a client to your servers using FTP PUT, HTTP PUT, or HTTP POST.

Uploaded Files

No data is available for this graph.

Uploaded Files

No data is available for this table.

Uploaded Files - Help Card



Column Definitions

Files

The path and filename of the uploaded file being analyzed. Uploaded files correspond to a POST entry in the web server log file. If the field names are provided, then you will find the uploaded files listed in the METHOD field.

Visits

Number of visits to your site where the specified file was uploaded to your servers. A visit is a series of actions that begins when a visitor views their first page from the server, and ends when the visitor leaves the site or remains idle beyond the idle-time limit. The default idle-time limit is thirty minutes. This time limit can be changed by the system administrator.

Uploads

Number of times the specified file was uploaded to your site. If an error occurred during a transfer, the transfer is not counted.



Report Descriptions

If you are using an SDC data source, then this report is not applicable.

This report presents information on files that were uploaded to your servers during the period of the report. You may want to run virus scans on uploaded files.