

NCER Monthly Statistics

Monthly View: November 2006

November 1, 2006 12:00:00 AM – November 30, 2006 11:59:31 PM

This report was generated by WebTrends 7 - Enterprise, Version: 7.5, Build: 16366 .
Thursday, January 4, 2007 4:40:59 PM
Final report conversion by WebTrends Report Exporter, Version 7.5 (build 16363)

Copyright (C) 1996-2005 WebTrends Inc. All rights reserved.

Table of Contents

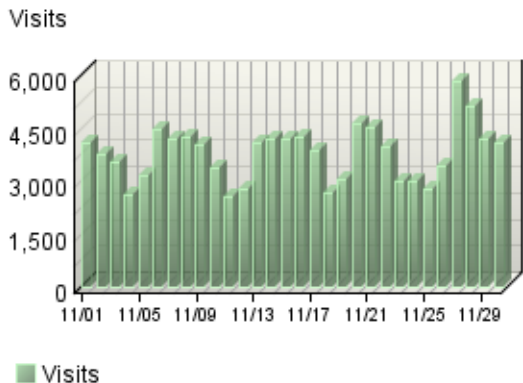
Overview Dashboard	1
Visitors Dashboard	3
Pages Dashboard	6
Navigation Dashboard	8
Technical Dashboard	9
Activity Dashboard	11
Browsers and Platforms Dashboard	13
Visitors Dashboard	15
Top Visitors	18
New vs. Return Visits	32
Visitors by Number of Visits	34
Visitors Trend	36
Visits Trend	42
Organizations	44
Authenticated Usernames	84
Domain Names	86
Top-Level Domain Types	93
Geography Dashboard	96
Regions	97
Countries	99
North American States and Provinces	105
Cities	108
Pages Dashboard	115
Pages	117
Content Groups	146
Directories	148
Files Dashboard	151

Downloaded Files	152
Accessed File Types	163
Uploaded Files	165

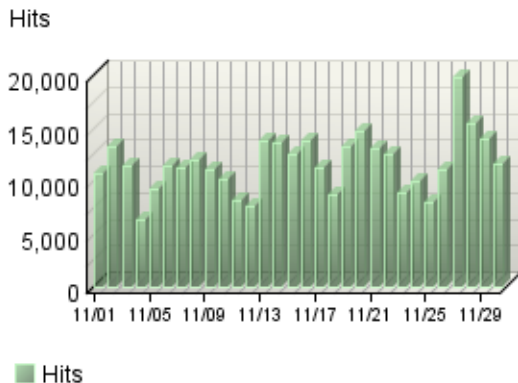
Overview Dashboard

This displays key graphs and tables that provide an overview of the entire report. When viewing through the on-demand interface, you can click on the title of a graph or table to navigate to the corresponding page.

Visits Trend



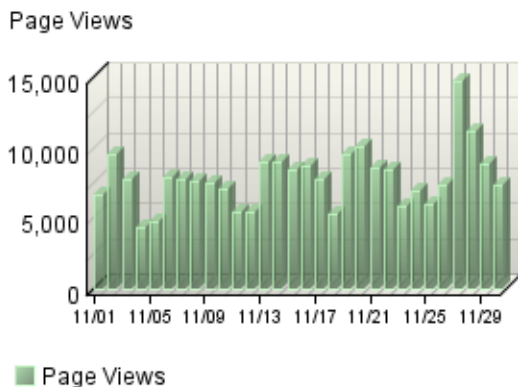
Hits Trend



Visitor Summary

Visitors	54,634
Visitors Who Visited Once	45,399
Visitors Who Visited More Than Once	9,235
Average Visits per Visitor	2.08

Page Views Trend



Visit Summary

Visits	113,827
Average per Day	3,794
Average Visit Duration	00:09:55
Median Visit Duration	00:01:37
International Visits	18.42%
Visits of Unknown Origin	0.00%
Visits from Your Country: United States (US)	81.58%

Hit Summary

Successful Hits for Entire Site	348,835
Average Hits per Day	11,627
Home Page Hits	5,101

Page View Summary

Page Views	235,218
Average per Day	7,840
Average Page Views per Visit	2.07

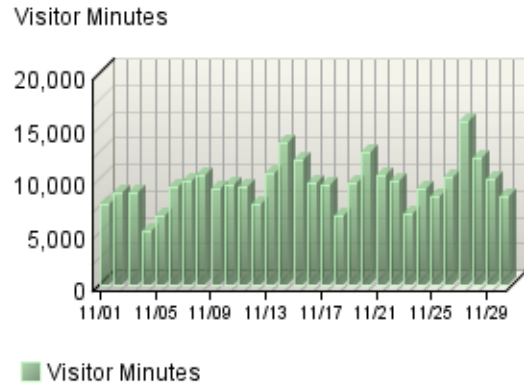
Visitors Dashboard

This displays key graphs and tables that provide an overview of the Visitors chapter. When viewing through the on-demand interface, you can click on the title of a graph or table to navigate to the corresponding page.

Active Visits Trend



Visitor Minutes Trend



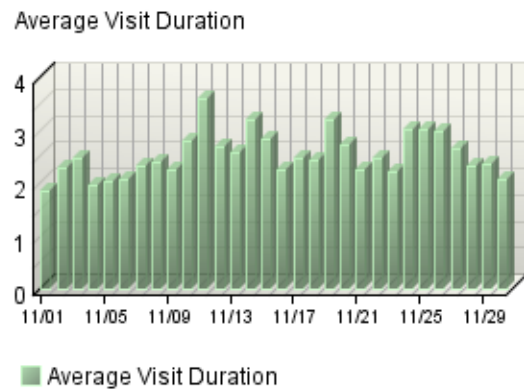
Visitor Summary

Visitors	54,634
Visitors Who Visited Once	45,399
Visitors Who Visited More Than Once	9,235
Average Visits per Visitor	2.08

Visit Summary

Visits	113,827
Average per Day	3,794
Average Visit Duration	00:09:55
Median Visit Duration	00:01:37
International Visits	18.42%
Visits of Unknown Origin	0.00%
Visits from Your Country: United States (US)	81.58%

Average Length of Visit Trend



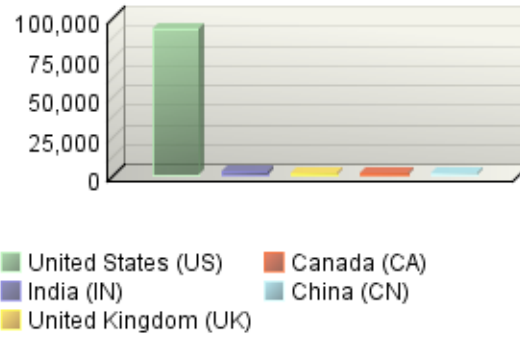
New Visitors Trend

New Visitors



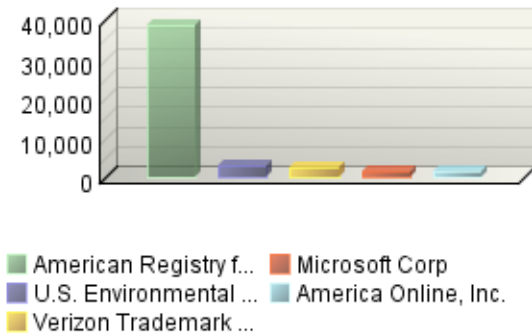
Countries

Visits



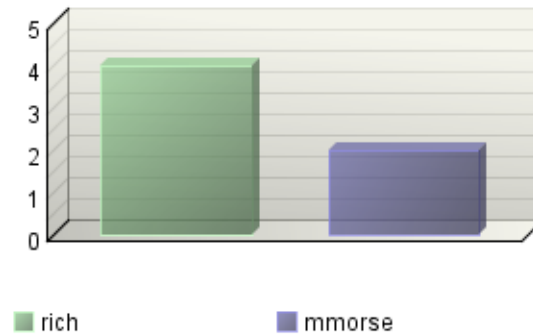
Organizations

Visits



Authenticated Usernames

Visits



New vs. Return Visits

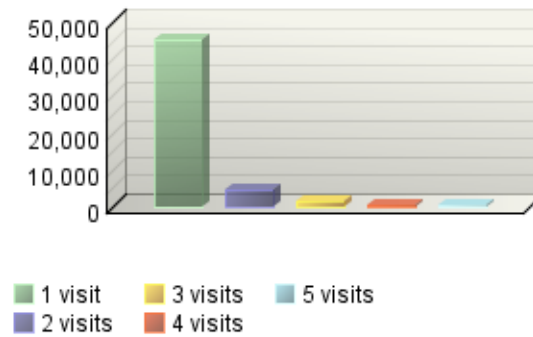
Visits



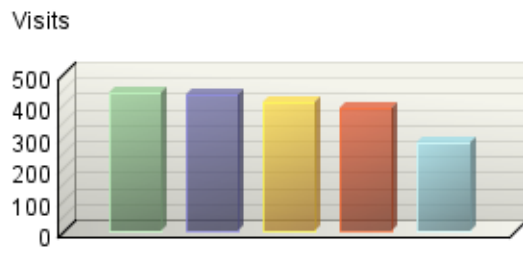
Returning Visitors

Visitors by Number of Visits

Visitors



Top Visitors

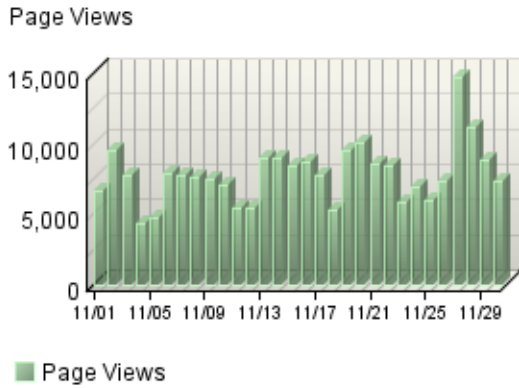


livebot-207-46-98-1... livebot-207-46-98-1...
livebot-207-46-98-1... livebot-64-4-8-121.s...
fj301003.inktomise...

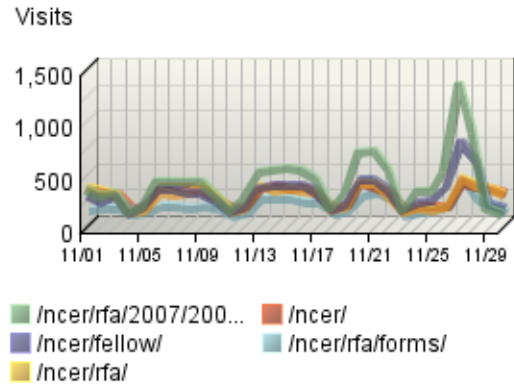
Pages Dashboard

This displays key graphs and tables that provide an overview of the Pages chapter. When viewing through the on-demand interface, you can click on the title of a graph or table to navigate to the corresponding page.

Page Views Trend



Pages Trend



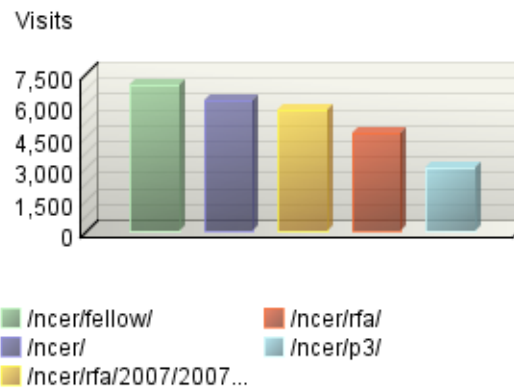
Content Groups

No data is available for this graph.

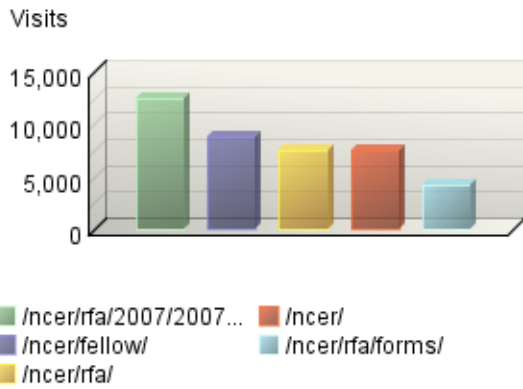
Page View Summary

Page Views	235,218
Average per Day	7,840
Average Page Views per Visit	2.07

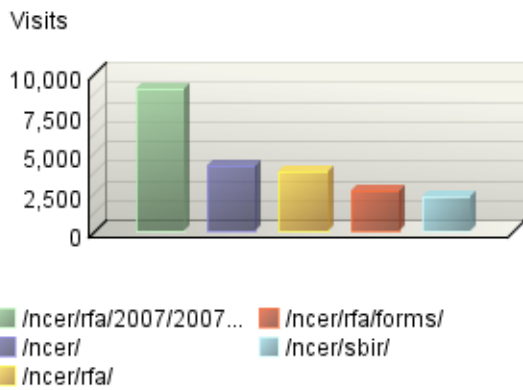
Entry Pages



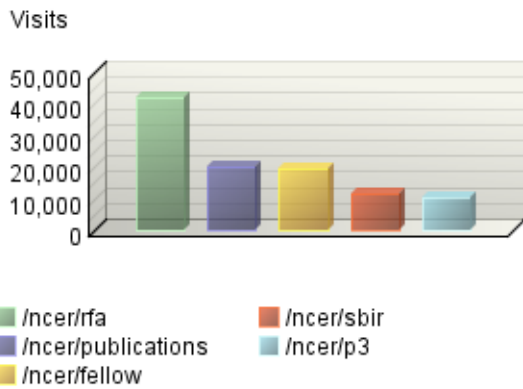
Pages



Exit Pages



Directories

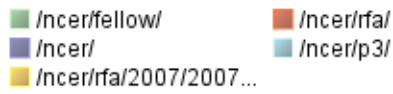
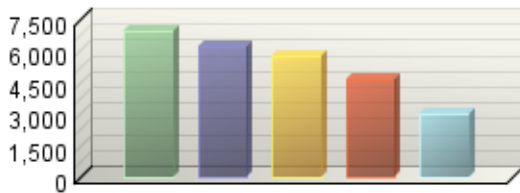


Navigation Dashboard

This dashboard summarizes important information related to online navigation.

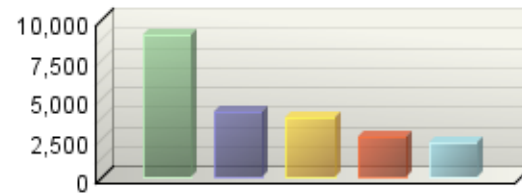
Entry Pages

Visits



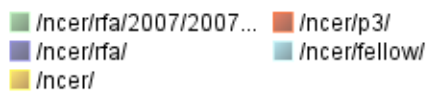
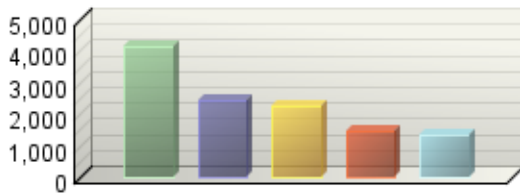
Exit Pages

Visits



Single-Page Visits

Visits

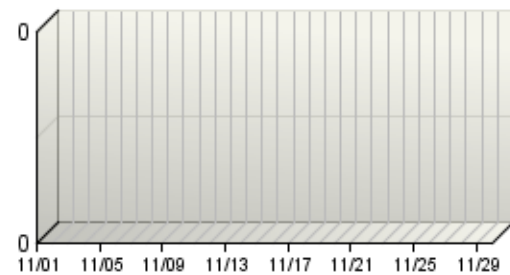


Technical Dashboard

This dashboard summarizes important information related to online technical activity.

Average Time to Serve Pages

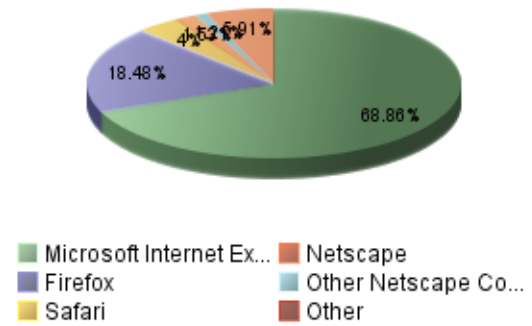
Average Time to Serve



■ Average Time to Serve

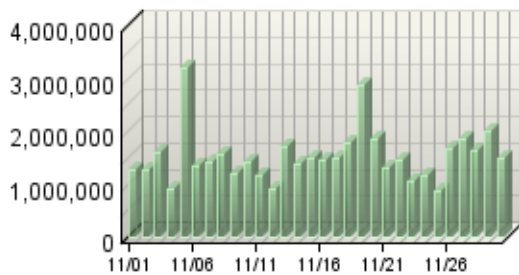
Browsers by Version

Visits



Bandwidth: Kbytes Transferred Trend

Kbytes Transferred

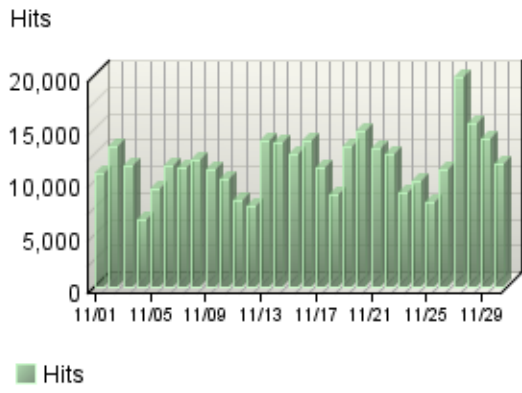


■ Kbytes Transferred

Technical Summary

Total Hits	378,310
Successful Hits	348,835
Successful Hits (as Percent)	92.21%
Failed Hits	29,475
Failed Hits (as Percent)	7.79%
Cached Hits	44,757
Cached Hits (as Percent)	11.83%

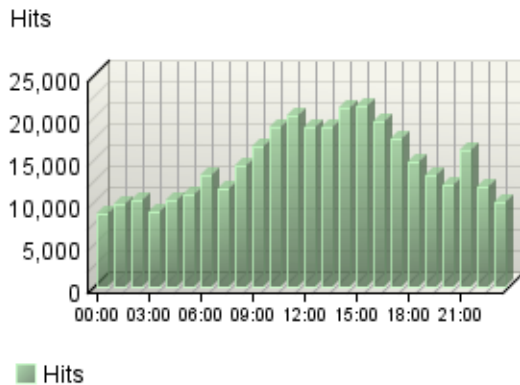
Hits Trend



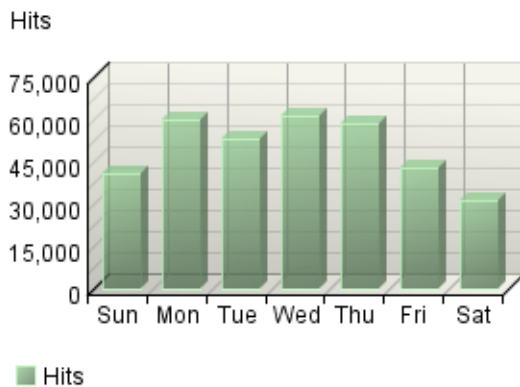
Activity Dashboard

This displays key graphs and tables that provide an overview of the Activity chapter. When viewing through the on-demand interface, you can click on the title of a graph or table to navigate to the corresponding page.

Hits by Hour of the Day



Hits by Day of the Week



Most Active Summary

Most Active Date	11/27/06
Number of Hits on Most Active Date	19,731
Most Active Day of the Week	Wednesday
Most Active Hour of the Day	15:00-15:59

Least Active Summary

Least Active Date	11/4/06
Number of Hits on Least Active Date	6,316
Least Active Day of the Week	Saturday
Least Active Hour of the Day	00:00-00:59

Activity on Weekdays Summary

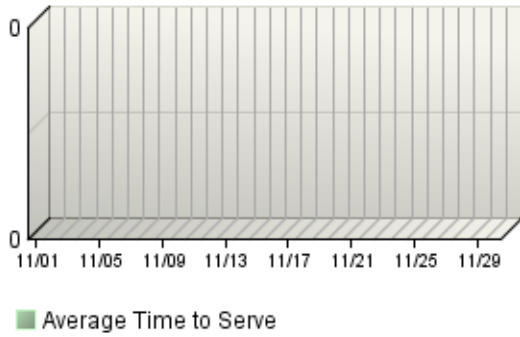
Total Hits Weekdays	276,307
Total Visits Weekdays	90,751
Average Number of Visits per day on Weekdays	4,125
Average Number of Hits per day on Weekdays	12,559

Activity on Weekends Summary

Total Hits Weekend	72,528
Total Visits Weekend	23,076
Average Number of Visits per Weekend	5,769
Average Number of Hits per Weekend	18,132

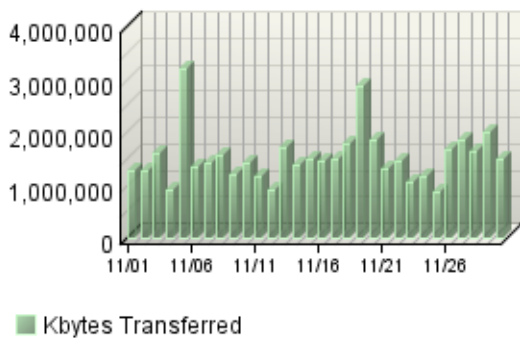
Average Time to Serve Pages

Average Time to Serve



Bandwidth: Kbytes Transferred Trend

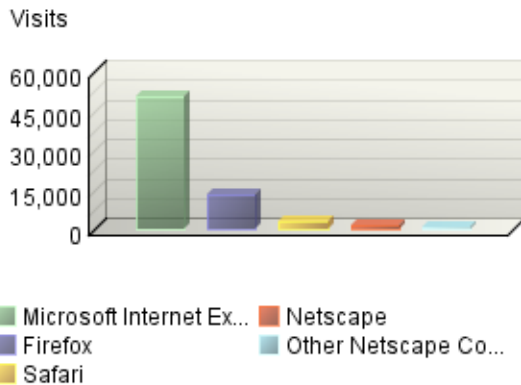
Kbytes Transferred



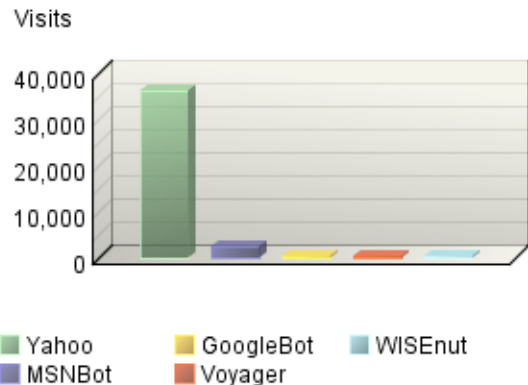
Browsers and Platforms Dashboard

This displays key graphs and tables that provide an overview of the Browsers and Platforms chapter. When viewing through the on-demand interface, you can click on the title of a graph or table to navigate to the corresponding page.

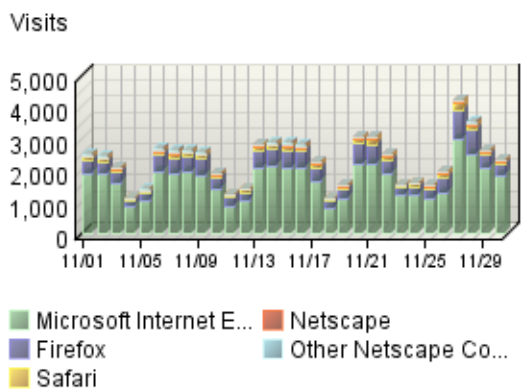
Browsers



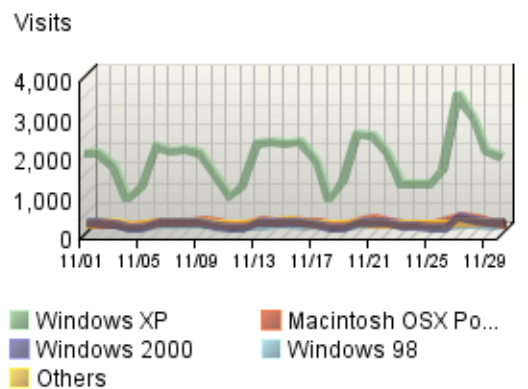
Spiders



Browsers Trend



Platforms Trend



WAP Devices

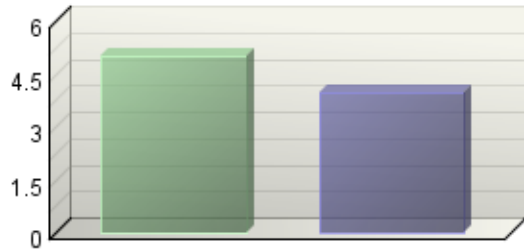
No data is available for this graph.

Palm Devices

No data is available for this graph.

WAP Browsers

Visits



■ Nokia WAP Browser ■ QC UP Browser

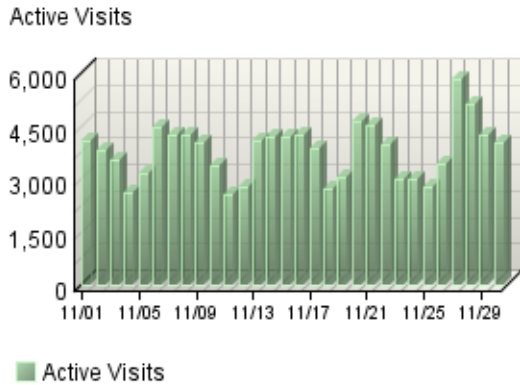
Palm Browsers

No data is available for this graph.

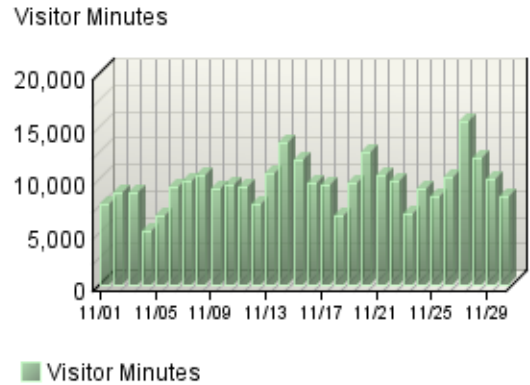
Visitors Dashboard

This displays key graphs and tables that provide an overview of the Visitors chapter. When viewing through the on-demand interface, you can click on the title of a graph or table to navigate to the corresponding page.

Active Visits Trend



Visitor Minutes Trend



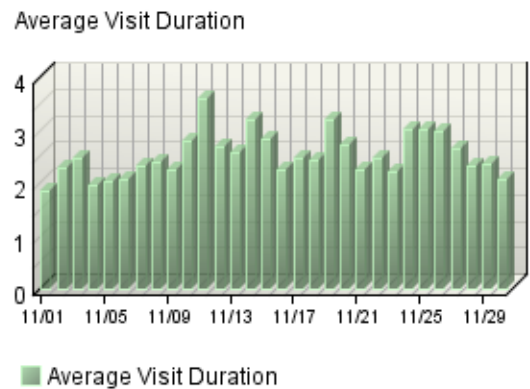
Visitor Summary

Visitors	54,634
Visitors Who Visited Once	45,399
Visitors Who Visited More Than Once	9,235
Average Visits per Visitor	2.08

Visit Summary

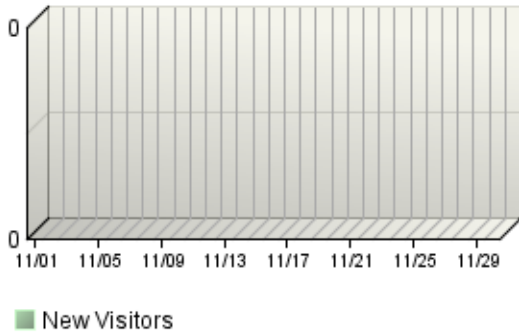
Visits	113,827
Average per Day	3,794
Average Visit Duration	00:09:55
Median Visit Duration	00:01:37
International Visits	18.42%
Visits of Unknown Origin	0.00%
Visits from Your Country: United States (US)	81.58%

Average Length of Visit Trend



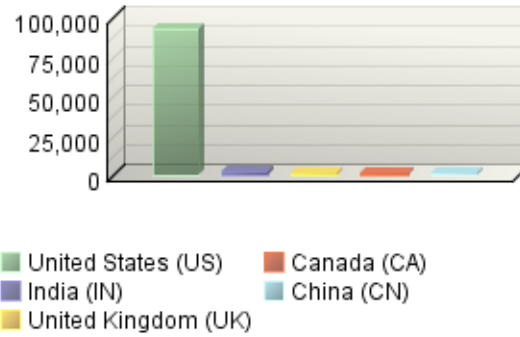
New Visitors Trend

New Visitors



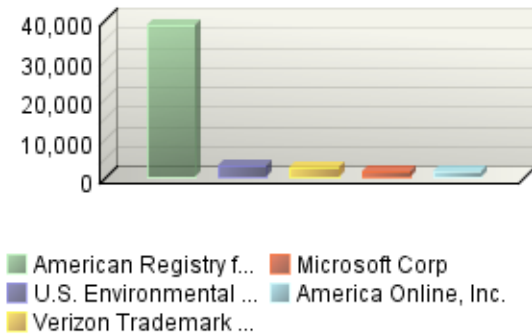
Countries

Visits



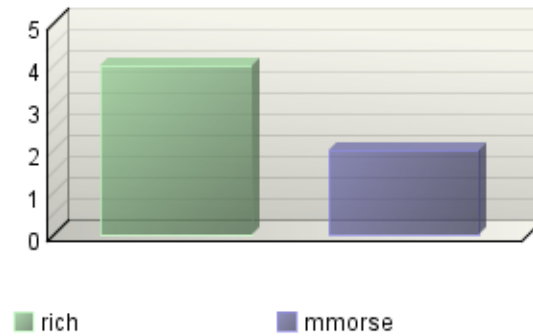
Organizations

Visits



Authenticated Usernames

Visits



New vs. Return Visits

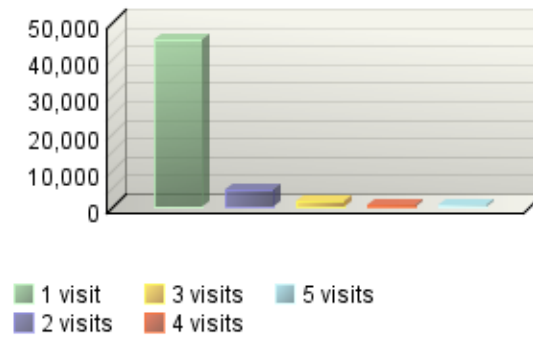
Visits



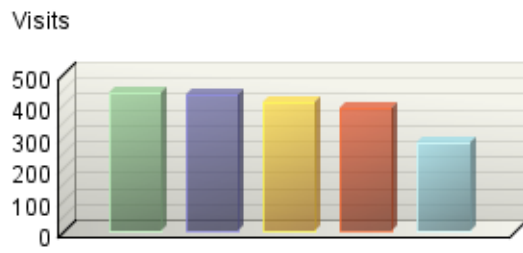
Returning Visitors

Visitors by Number of Visits

Visitors



Top Visitors

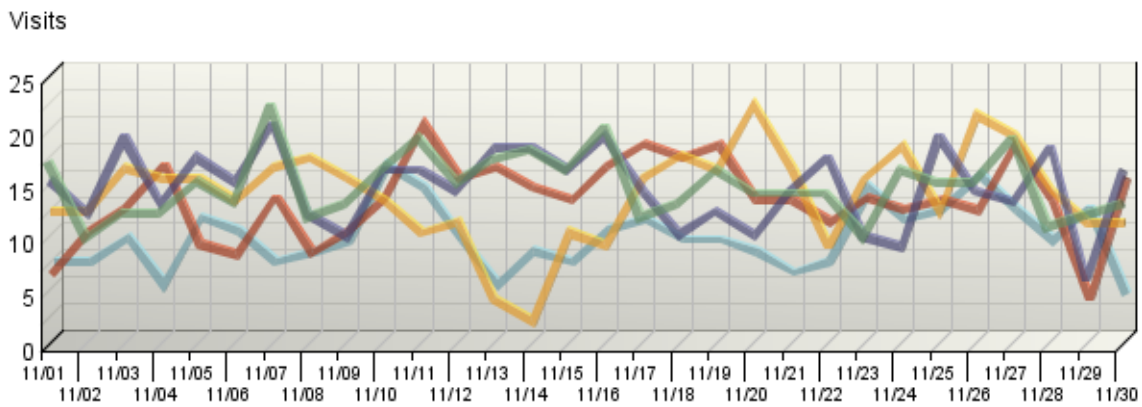


livebot-207-46-98-1... livebot-207-46-98-1...
livebot-207-46-98-1... livebot-64-4-8-121.s...
fj301003.inktomise...

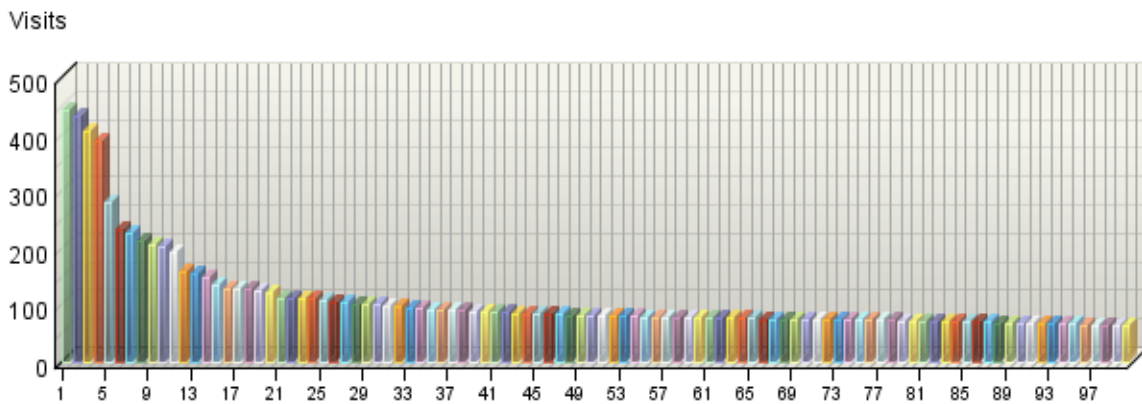
Top Visitors

This report identifies the IP address, domain name, or cookie of each visitor, and identifies the visitor's activity level on the site. If you use cookies to track visits, WebTrends can differentiate between hits from different visitors with the same IP address.

Top Visitors Trend



Top Visitors



Top Visitors

	Visitor	Visits	% Visits	Hits
1.	livebot-207-46-98-148.search.live.com_msnbot/1.0 (+http://search.msn.com/msnbot.htm)	441	0.39%	2,104
2.	livebot-207-46-98-149.search.live.com_msnbot/1.0 (+http://search.msn.com/msnbot.htm)	432	0.38%	2,516

	Visitor	Visits	% Visits	Hits
3.	fj301003.inktomisearch.com_Mozilla/5.0 (compatible; Yahoo! Slurp; http://help.yahoo.com/help/us/ysearch/slurp)	406	0.36%	782
4.	livebot-207-46-98-147.search.live.com_msnbot/1.0 (+http://search.msn.com/msnbot.htm)	389	0.34%	1,685
5.	livebot-64-4-8-121.search.live.com_msnbot/1.0 (+http://search.msn.com/msnbot.htm)	281	0.25%	714
6.	sv-crawlfw4.looksmart.com_Mozilla/4.0 compatible ZyBorg/1.0 (wn-14.zyborg@looksmart.net; http://www.WISEnutbot.com)	234	0.21%	1,459
7.	lm502012.inktomisearch.com_Mozilla/5.0 (compatible; Yahoo! Slurp; http://help.yahoo.com/help/us/ysearch/slurp)	227	0.20%	310
8.	fj5024.inktomisearch.com_Mozilla/5.0 (compatible; Yahoo! Slurp; http://help.yahoo.com/help/us/ysearch/slurp)	213	0.19%	376
9.	crawl2.cosmixcorp.com_voyager/1.0	207	0.18%	461
10.	crawl5.exabot.com_Exabot/3.0	203	0.18%	265
11.	lm502010.inktomisearch.com_Mozilla/5.0 (compatible; Yahoo! Slurp; http://help.yahoo.com/help/us/ysearch/slurp)	192	0.17%	229
12.	lm502011.inktomisearch.com_Mozilla/5.0 (compatible; Yahoo! Slurp; http://help.yahoo.com/help/us/ysearch/slurp)	160	0.14%	164
13.	livebot-64-4-8-137.search.live.com_msnbot/1.0 (+http://search.msn.com/msnbot.htm)	156	0.14%	291
14.	fj5021.inktomisearch.com_Mozilla/5.0 (compatible; Yahoo! Slurp; http://help.yahoo.com/help/us/ysearch/slurp)	148	0.13%	174
15.	fj5023.inktomisearch.com_Mozilla/5.0 (compatible; Yahoo! Slurp; http://help.yahoo.com/help/us/ysearch/slurp)	134	0.12%	151
16.	8a.82.3845.static.theplanet.com_Factbot 1.09 (see http://www.factbites.com/webmasters.php)	130	0.11%	213
17.	fj5025.inktomisearch.com_Mozilla/5.0 (compatible; Yahoo! Slurp; http://help.yahoo.com/help/us/ysearch/slurp)	130	0.11%	135
18.	fj5017.inktomisearch.com_Mozilla/5.0 (compatible; Yahoo! Slurp; http://help.yahoo.com/help/us/ysearch/slurp)	129	0.11%	156
19.	fj5020.inktomisearch.com_Mozilla/5.0 (compatible; Yahoo! Slurp; http://help.yahoo.com/help/us/ysearch/slurp)	125	0.11%	135
20.	lm502019.inktomisearch.com_Mozilla/5.0 (compatible; Yahoo! Slurp; http://help.yahoo.com/help/us/ysearch/slurp)	123	0.11%	126

	Visitor	Visits	% Visits	Hits
21.	lj611378.inktomisearch.com_Mozilla/5.0 (compatible; Yahoo! Slurp; http://help.yahoo.com/help/us/ysearch/slurp)	113	0.10%	129
22.	lm502000.inktomisearch.com_Mozilla/5.0 (compatible; Yahoo! Slurp; http://help.yahoo.com/help/us/ysearch/slurp)	113	0.10%	113
23.	CPE-67-48-82-188.neb.res.rr.com_Mozilla/4.0 (compatible; MSIE 6.0; Windows NT 5.1)	113	0.10%	156
24.	lj611148.inktomisearch.com_Mozilla/5.0 (compatible; Yahoo! Slurp; http://help.yahoo.com/help/us/ysearch/slurp)	111	0.10%	151
25.	205.150.150.18_Mozilla/4.0 (compatible; MSIE 6.0; Windows NT 5.1)	108	0.09%	176
26.	lm502036.inktomisearch.com_Mozilla/5.0 (compatible; Yahoo! Slurp; http://help.yahoo.com/help/us/ysearch/slurp)	106	0.09%	136
27.	lj611904.inktomisearch.com_Mozilla/5.0 (compatible; Yahoo! Slurp; http://help.yahoo.com/help/us/ysearch/slurp)	105	0.09%	117
28.	lj611531.inktomisearch.com_Mozilla/5.0 (compatible; Yahoo! Slurp; http://help.yahoo.com/help/us/ysearch/slurp)	102	0.09%	171
29.	134.67.99.199_lwp-trivial/1.35	102	0.09%	128
30.	livebot-65-55-213-109.search.live.com_msnbot-media/1.0 (+http://search.msn.com/msnbot.htm)	101	0.09%	1,153
31.	crawl1.cosmixcorp.com_voyager/1.0	99	0.09%	109
32.	70.42.51.20_FAST Enterprise Crawler 6 / Scirus scirus-crawler@fast.no; http://www.scirus.com/srsapp/contactus/	99	0.09%	10,172
33.	lj611762.inktomisearch.com_Mozilla/5.0 (compatible; Yahoo! Slurp; http://help.yahoo.com/help/us/ysearch/slurp)	94	0.08%	101
34.	lj612305.inktomisearch.com_Mozilla/5.0 (compatible; Yahoo! Slurp; http://help.yahoo.com/help/us/ysearch/slurp)	93	0.08%	95
35.	lj611470.inktomisearch.com_Mozilla/5.0 (compatible; Yahoo! Slurp; http://help.yahoo.com/help/us/ysearch/slurp)	92	0.08%	96
36.	198-76-172-91.cos.com_libwww-perl/5.805	92	0.08%	189
37.	lj611117.inktomisearch.com_Mozilla/5.0 (compatible; Yahoo! Slurp; http://help.yahoo.com/help/us/ysearch/slurp)	91	0.08%	135
38.	lj611077.inktomisearch.com_Mozilla/5.0 (compatible; Yahoo! Slurp; http://help.yahoo.com/help/us/ysearch/slurp)	90	0.08%	98
39.	lj611863.inktomisearch.com_Mozilla/5.0 (compatible; Yahoo! Slurp; http://help.yahoo.com/help/us/ysearch/slurp)	89	0.08%	93

	Visitor	Visits	% Visits	Hits
40.	lm502022.inktomisearch.com_Mozilla/5.0 (compatible; Yahoo! Slurp; http://help.yahoo.com/help/us/ysearch/slurp)	88	0.08%	96
41.	161.80.46.124_Mozilla/4.0 (compatible; MSIE 6.0; Windows NT 5.1; SV1; .NET CLR 1.1.4322; .NET CLR 2.0.50727)	88	0.08%	541
42.	lj602282.inktomisearch.com_Mozilla/5.0 (compatible; Yahoo! Slurp; http://help.yahoo.com/help/us/ysearch/slurp)	88	0.08%	105
43.	lj612264.inktomisearch.com_Mozilla/5.0 (compatible; Yahoo! Slurp; http://help.yahoo.com/help/us/ysearch/slurp)	86	0.08%	128
44.	lj611469.inktomisearch.com_Mozilla/5.0 (compatible; Yahoo! Slurp; http://help.yahoo.com/help/us/ysearch/slurp)	85	0.07%	136
45.	lj602283.inktomisearch.com_Mozilla/5.0 (compatible; Yahoo! Slurp; http://help.yahoo.com/help/us/ysearch/slurp)	84	0.07%	119
46.	crawl-66-249-72-236.googlebot.com_Mozilla/5.0 (compatible; Googlebot/2.1; +http://www.google.com/bot.html)	84	0.07%	8,037
47.	lj611985.inktomisearch.com_Mozilla/5.0 (compatible; Yahoo! Slurp; http://help.yahoo.com/help/us/ysearch/slurp)	83	0.07%	120
48.	lj611234.inktomisearch.com_Mozilla/5.0 (compatible; Yahoo! Slurp; http://help.yahoo.com/help/us/ysearch/slurp)	82	0.07%	88
49.	lj612296.inktomisearch.com_Mozilla/5.0 (compatible; Yahoo! Slurp; http://help.yahoo.com/help/us/ysearch/slurp)	82	0.07%	84
50.	lj611403.inktomisearch.com_Mozilla/5.0 (compatible; Yahoo! Slurp; http://help.yahoo.com/help/us/ysearch/slurp)	81	0.07%	84
51.	lj611830.inktomisearch.com_Mozilla/5.0 (compatible; Yahoo! Slurp; http://help.yahoo.com/help/us/ysearch/slurp)	81	0.07%	85
52.	fj5019.inktomisearch.com_Mozilla/5.0 (compatible; Yahoo! Slurp; http://help.yahoo.com/help/us/ysearch/slurp)	81	0.07%	91
53.	134.67.99.200_lwp-trivial/1.35	80	0.07%	111
54.	lj602353.inktomisearch.com_Mozilla/5.0 (compatible; Yahoo! Slurp; http://help.yahoo.com/help/us/ysearch/slurp)	80	0.07%	101
55.	lj611396.inktomisearch.com_Mozilla/5.0 (compatible; Yahoo! Slurp; http://help.yahoo.com/help/us/ysearch/slurp)	79	0.07%	81
56.	lj611605.inktomisearch.com_Mozilla/5.0 (compatible; Yahoo! Slurp; http://help.yahoo.com/help/us/ysearch/slurp)	79	0.07%	85

	Visitor	Visits	% Visits	Hits
57.	lj611620.inktomisearch.com_Mozilla/5.0 (compatible; Yahoo! Slurp; http://help.yahoo.com/help/us/ysearch/slurp)	79	0.07%	98
58.	lj612065.inktomisearch.com_Mozilla/5.0 (compatible; Yahoo! Slurp; http://help.yahoo.com/help/us/ysearch/slurp)	79	0.07%	86
59.	lj612116.inktomisearch.com_Mozilla/5.0 (compatible; Yahoo! Slurp; http://help.yahoo.com/help/us/ysearch/slurp)	79	0.07%	88
60.	134.67.99.162_NLESE USEPA	78	0.07%	4,556
61.	lj611181.inktomisearch.com_Mozilla/5.0 (compatible; Yahoo! Slurp; http://help.yahoo.com/help/us/ysearch/slurp)	78	0.07%	85
62.	lj602269.inktomisearch.com_Mozilla/5.0 (compatible; Yahoo! Slurp; http://help.yahoo.com/help/us/ysearch/slurp)	78	0.07%	92
63.	134.67.99.205_lwp-trivial/1.35	77	0.07%	93
64.	lj611156.inktomisearch.com_Mozilla/5.0 (compatible; Yahoo! Slurp; http://help.yahoo.com/help/us/ysearch/slurp)	77	0.07%	110
65.	lj611731.inktomisearch.com_Mozilla/5.0 (compatible; Yahoo! Slurp; http://help.yahoo.com/help/us/ysearch/slurp)	77	0.07%	82
66.	server1.onfirehosting.net_	76	0.07%	101
67.	lj611065.inktomisearch.com_Mozilla/5.0 (compatible; Yahoo! Slurp; http://help.yahoo.com/help/us/ysearch/slurp)	76	0.07%	85
68.	lj612115.inktomisearch.com_Mozilla/5.0 (compatible; Yahoo! Slurp; http://help.yahoo.com/help/us/ysearch/slurp)	76	0.07%	95
69.	lj611359.inktomisearch.com_Mozilla/5.0 (compatible; Yahoo! Slurp; http://help.yahoo.com/help/us/ysearch/slurp)	75	0.07%	78
70.	fj5003.inktomisearch.com_Mozilla/5.0 (compatible; Yahoo! Slurp; http://help.yahoo.com/help/us/ysearch/slurp)	75	0.07%	94
71.	lm502001.inktomisearch.com_Mozilla/5.0 (compatible; Yahoo! Slurp; http://help.yahoo.com/help/us/ysearch/slurp)	75	0.07%	80
72.	lj611402.inktomisearch.com_Mozilla/5.0 (compatible; Yahoo! Slurp; http://help.yahoo.com/help/us/ysearch/slurp)	75	0.07%	79
73.	lj611460.inktomisearch.com_Mozilla/5.0 (compatible; Yahoo! Slurp; http://help.yahoo.com/help/us/ysearch/slurp)	74	0.07%	90
74.	66-195-172-130.static.twtelecom.net_Mozilla/4.0 (compatible; MSIE 5.5; Windows NT 5.0) Fetch API Request	74	0.07%	1,237

	Visitor	Visits	% Visits	Hits
75.	lj611772.inktomisearch.com_Mozilla/5.0 (compatible; Yahoo! Slurp; http://help.yahoo.com/help/us/ysearch/slurp)	73	0.06%	81
76.	lj612117.inktomisearch.com_Mozilla/5.0 (compatible; Yahoo! Slurp; http://help.yahoo.com/help/us/ysearch/slurp)	73	0.06%	76
77.	lj611703.inktomisearch.com_Mozilla/5.0 (compatible; Yahoo! Slurp; http://help.yahoo.com/help/us/ysearch/slurp)	73	0.06%	79
78.	lj611074.inktomisearch.com_Mozilla/5.0 (compatible; Yahoo! Slurp; http://help.yahoo.com/help/us/ysearch/slurp)	73	0.06%	76
79.	lj611525.inktomisearch.com_Mozilla/5.0 (compatible; Yahoo! Slurp; http://help.yahoo.com/help/us/ysearch/slurp)	72	0.06%	90
80.	lj602256.inktomisearch.com_Mozilla/5.0 (compatible; Yahoo! Slurp; http://help.yahoo.com/help/us/ysearch/slurp)	72	0.06%	74
81.	lj611877.inktomisearch.com_Mozilla/5.0 (compatible; Yahoo! Slurp; http://help.yahoo.com/help/us/ysearch/slurp)	72	0.06%	79
82.	lj612087.inktomisearch.com_Mozilla/5.0 (compatible; Yahoo! Slurp; http://help.yahoo.com/help/us/ysearch/slurp)	71	0.06%	76
83.	lj611935.inktomisearch.com_Mozilla/5.0 (compatible; Yahoo! Slurp; http://help.yahoo.com/help/us/ysearch/slurp)	70	0.06%	71
84.	lm502004.inktomisearch.com_Mozilla/5.0 (compatible; Yahoo! Slurp; http://help.yahoo.com/help/us/ysearch/slurp)	70	0.06%	70
85.	lj611435.inktomisearch.com_Mozilla/5.0 (compatible; Yahoo! Slurp; http://help.yahoo.com/help/us/ysearch/slurp)	70	0.06%	72
86.	lj611808.inktomisearch.com_Mozilla/5.0 (compatible; Yahoo! Slurp; http://help.yahoo.com/help/us/ysearch/slurp)	70	0.06%	72
87.	lj611331.inktomisearch.com_Mozilla/5.0 (compatible; Yahoo! Slurp; http://help.yahoo.com/help/us/ysearch/slurp)	70	0.06%	70
88.	lj612125.inktomisearch.com_Mozilla/5.0 (compatible; Yahoo! Slurp; http://help.yahoo.com/help/us/ysearch/slurp)	69	0.06%	106
89.	lj611476.inktomisearch.com_Mozilla/5.0 (compatible; Yahoo! Slurp; http://help.yahoo.com/help/us/ysearch/slurp)	68	0.06%	76
90.	lj611484.inktomisearch.com_Mozilla/5.0 (compatible; Yahoo! Slurp; http://help.yahoo.com/help/us/ysearch/slurp)	68	0.06%	99

	Visitor	Visits	% Visits	Hits
91.	lj611592.inktomisearch.com_Mozilla/5.0 (compatible; Yahoo! Slurp; http://help.yahoo.com/help/us/ysearch/slurp)	67	0.06%	74
92.	lj611415.inktomisearch.com_Mozilla/5.0 (compatible; Yahoo! Slurp; http://help.yahoo.com/help/us/ysearch/slurp)	67	0.06%	68
93.	lj602231.inktomisearch.com_Mozilla/5.0 (compatible; Yahoo! Slurp; http://help.yahoo.com/help/us/ysearch/slurp)	66	0.06%	73
94.	lj611361.inktomisearch.com_Mozilla/5.0 (compatible; Yahoo! Slurp; http://help.yahoo.com/help/us/ysearch/slurp)	66	0.06%	71
95.	134.67.34.12_Mozilla/4.0 (compatible; MSIE 6.0; Windows NT 5.1; SV1)	66	0.06%	431
96.	lj611257.inktomisearch.com_Mozilla/5.0 (compatible; Yahoo! Slurp; http://help.yahoo.com/help/us/ysearch/slurp)	65	0.06%	73
97.	lm502034.inktomisearch.com_Mozilla/5.0 (compatible; Yahoo! Slurp; http://help.yahoo.com/help/us/ysearch/slurp)	65	0.06%	69
98.	lj611400.inktomisearch.com_Mozilla/5.0 (compatible; Yahoo! Slurp; http://help.yahoo.com/help/us/ysearch/slurp)	65	0.06%	73
99.	lj612333.inktomisearch.com_Mozilla/5.0 (compatible; Yahoo! Slurp; http://help.yahoo.com/help/us/ysearch/slurp)	65	0.06%	66
100.	lj611184.inktomisearch.com_Mozilla/5.0 (compatible; Yahoo! Slurp; http://help.yahoo.com/help/us/ysearch/slurp)	65	0.06%	69
101.	lj611320.inktomisearch.com_Mozilla/5.0 (compatible; Yahoo! Slurp; http://help.yahoo.com/help/us/ysearch/slurp)	64	0.06%	68
102.	lj611308.inktomisearch.com_Mozilla/5.0 (compatible; Yahoo! Slurp; http://help.yahoo.com/help/us/ysearch/slurp)	64	0.06%	71
103.	livebot-207-68-146-83.search.live.com_msnbot/1.0 (+http://search.msn.com/msnbot.htm)	64	0.06%	121
104.	lj612006.inktomisearch.com_Mozilla/5.0 (compatible; Yahoo! Slurp; http://help.yahoo.com/help/us/ysearch/slurp)	64	0.06%	74
105.	dedicated.ipowerweb.com_Mozilla/5.0 (compatible; linktiger/1.0; +http://www.linktiger.com/)	63	0.06%	158
106.	lm502025.inktomisearch.com_Mozilla/5.0 (compatible; Yahoo! Slurp; http://help.yahoo.com/help/us/ysearch/slurp)	63	0.06%	77
107.	lj612514.inktomisearch.com_Mozilla/5.0 (compatible; Yahoo! Slurp; http://help.yahoo.com/help/us/ysearch/slurp)	63	0.06%	74

	Visitor	Visits	% Visits	Hits
108.	lj612126.inktomisearch.com_Mozilla/5.0 (compatible; Yahoo! Slurp; http://help.yahoo.com/help/us/ysearch/slurp)	63	0.06%	80
109.	lj611561.inktomisearch.com_Mozilla/5.0 (compatible; Yahoo! Slurp; http://help.yahoo.com/help/us/ysearch/slurp)	63	0.06%	66
110.	lj612001.inktomisearch.com_Mozilla/5.0 (compatible; Yahoo! Slurp; http://help.yahoo.com/help/us/ysearch/slurp)	63	0.06%	64
111.	lj611825.inktomisearch.com_Mozilla/5.0 (compatible; Yahoo! Slurp; http://help.yahoo.com/help/us/ysearch/slurp)	62	0.05%	63
112.	lj611414.inktomisearch.com_Mozilla/5.0 (compatible; Yahoo! Slurp; http://help.yahoo.com/help/us/ysearch/slurp)	62	0.05%	67
113.	lj611550.inktomisearch.com_Mozilla/5.0 (compatible; Yahoo! Slurp; http://help.yahoo.com/help/us/ysearch/slurp)	62	0.05%	64
114.	fwbg2bibae01-vlan3501.woo_Mozilla/4.0 (compatible; MSIE 5.0; Windows 95) VoilaBot BETA 1.2 (http://www.voila.com/)	61	0.05%	91
115.	lj611815.inktomisearch.com_Mozilla/5.0 (compatible; Yahoo! Slurp; http://help.yahoo.com/help/us/ysearch/slurp)	61	0.05%	64
116.	fj5027.inktomisearch.com_Mozilla/5.0 (compatible; Yahoo! Slurp; http://help.yahoo.com/help/us/ysearch/slurp)	61	0.05%	62
117.	lm502026.inktomisearch.com_Mozilla/5.0 (compatible; Yahoo! Slurp; http://help.yahoo.com/help/us/ysearch/slurp)	61	0.05%	63
118.	lj611380.inktomisearch.com_Mozilla/5.0 (compatible; Yahoo! Slurp; http://help.yahoo.com/help/us/ysearch/slurp)	61	0.05%	72
119.	lj611387.inktomisearch.com_Mozilla/5.0 (compatible; Yahoo! Slurp; http://help.yahoo.com/help/us/ysearch/slurp)	61	0.05%	63
120.	lj611110.inktomisearch.com_Mozilla/5.0 (compatible; Yahoo! Slurp; http://help.yahoo.com/help/us/ysearch/slurp)	61	0.05%	74
121.	lj611395.inktomisearch.com_Mozilla/5.0 (compatible; Yahoo! Slurp; http://help.yahoo.com/help/us/ysearch/slurp)	60	0.05%	62
122.	lj612281.inktomisearch.com_Mozilla/5.0 (compatible; Yahoo! Slurp; http://help.yahoo.com/help/us/ysearch/slurp)	60	0.05%	63
123.	lj612278.inktomisearch.com_Mozilla/5.0 (compatible; Yahoo! Slurp; http://help.yahoo.com/help/us/ysearch/slurp)	60	0.05%	64
124.	213-145-165-82.dd.nextgentel.com_Java/1.5.0_04	60	0.05%	153

	Visitor	Visits	% Visits	Hits
125.	lj612526.inktomisearch.com_Mozilla/5.0 (compatible; Yahoo! Slurp; http://help.yahoo.com/help/us/ysearch/slurp)	59	0.05%	66
126.	lj602355.inktomisearch.com_Mozilla/5.0 (compatible; Yahoo! Slurp; http://help.yahoo.com/help/us/ysearch/slurp)	59	0.05%	59
127.	lj612127.inktomisearch.com_Mozilla/5.0 (compatible; Yahoo! Slurp; http://help.yahoo.com/help/us/ysearch/slurp)	59	0.05%	60
128.	lj612049.inktomisearch.com_Mozilla/5.0 (compatible; Yahoo! Slurp; http://help.yahoo.com/help/us/ysearch/slurp)	59	0.05%	61
129.	lj611571.inktomisearch.com_Mozilla/5.0 (compatible; Yahoo! Slurp; http://help.yahoo.com/help/us/ysearch/slurp)	58	0.05%	61
130.	161.80.46.104_Mozilla/4.0 (compatible; MSIE 6.0; Windows NT 5.1; SV1; .NET CLR 1.1.4322; InfoPath.1; .NET CLR 2.0.50727)	58	0.05%	193
131.	lj611244.inktomisearch.com_Mozilla/5.0 (compatible; Yahoo! Slurp; http://help.yahoo.com/help/us/ysearch/slurp)	57	0.05%	59
132.	lj612002.inktomisearch.com_Mozilla/5.0 (compatible; Yahoo! Slurp; http://help.yahoo.com/help/us/ysearch/slurp)	57	0.05%	63
133.	lj611735.inktomisearch.com_Mozilla/5.0 (compatible; Yahoo! Slurp; http://help.yahoo.com/help/us/ysearch/slurp)	57	0.05%	82
134.	prodweb.tpwd.state.tx.us_-	57	0.05%	67
135.	lj611385.inktomisearch.com_Mozilla/5.0 (compatible; Yahoo! Slurp; http://help.yahoo.com/help/us/ysearch/slurp)	57	0.05%	60
136.	lj602219.inktomisearch.com_Mozilla/5.0 (compatible; Yahoo! Slurp; http://help.yahoo.com/help/us/ysearch/slurp)	56	0.05%	61
137.	lj611358.inktomisearch.com_Mozilla/5.0 (compatible; Yahoo! Slurp; http://help.yahoo.com/help/us/ysearch/slurp)	56	0.05%	57
138.	lm502016.inktomisearch.com_Mozilla/5.0 (compatible; Yahoo! Slurp; http://help.yahoo.com/help/us/ysearch/slurp)	56	0.05%	56
139.	lj611513.inktomisearch.com_Mozilla/5.0 (compatible; Yahoo! Slurp; http://help.yahoo.com/help/us/ysearch/slurp)	56	0.05%	64
140.	lj612141.inktomisearch.com_Mozilla/5.0 (compatible; Yahoo! Slurp; http://help.yahoo.com/help/us/ysearch/slurp)	56	0.05%	58
141.	livebot-65-55-214-183.search.live.com_msnbot-Products/1.0 (+http://search.msn.com/msnbot.htm)	56	0.05%	133

	Visitor	Visits	% Visits	Hits
142.	69.25.71.12_Accoona-AI-Agent/1.1.2 (aicrawler at accoonabot dot com)	56	0.05%	8,306
143.	lj612519.inktomisearch.com_Mozilla/5.0 (compatible; Yahoo! Slurp; http://help.yahoo.com/help/us/ysearch/slurp)	56	0.05%	82
144.	lj612027.inktomisearch.com_Mozilla/5.0 (compatible; Yahoo! Slurp; http://help.yahoo.com/help/us/ysearch/slurp)	56	0.05%	61
145.	lj602264.inktomisearch.com_Mozilla/5.0 (compatible; Yahoo! Slurp; http://help.yahoo.com/help/us/ysearch/slurp)	56	0.05%	59
146.	lj611529.inktomisearch.com_Mozilla/5.0 (compatible; Yahoo! Slurp; http://help.yahoo.com/help/us/ysearch/slurp)	55	0.05%	59
147.	lj611405.inktomisearch.com_Mozilla/5.0 (compatible; Yahoo! Slurp; http://help.yahoo.com/help/us/ysearch/slurp)	55	0.05%	58
148.	lj602239.inktomisearch.com_Mozilla/5.0 (compatible; Yahoo! Slurp; http://help.yahoo.com/help/us/ysearch/slurp)	55	0.05%	90
149.	lj611325.inktomisearch.com_Mozilla/5.0 (compatible; Yahoo! Slurp; http://help.yahoo.com/help/us/ysearch/slurp)	55	0.05%	56
150.	lj611495.inktomisearch.com_Mozilla/5.0 (compatible; Yahoo! Slurp; http://help.yahoo.com/help/us/ysearch/slurp)	55	0.05%	56
151.	livebot-65-55-235-165.search.live.com_msnbot-media/1.0 (+http://search.msn.com/msnbot.htm)	55	0.05%	201
152.	lj611595.inktomisearch.com_Mozilla/5.0 (compatible; Yahoo! Slurp; http://help.yahoo.com/help/us/ysearch/slurp)	54	0.05%	59
153.	lj611142.inktomisearch.com_Mozilla/5.0 (compatible; Yahoo! Slurp; http://help.yahoo.com/help/us/ysearch/slurp)	54	0.05%	54
154.	lj602221.inktomisearch.com_Mozilla/5.0 (compatible; Yahoo! Slurp; http://help.yahoo.com/help/us/ysearch/slurp)	54	0.05%	56
155.	lj602272.inktomisearch.com_Mozilla/5.0 (compatible; Yahoo! Slurp; http://help.yahoo.com/help/us/ysearch/slurp)	54	0.05%	92
156.	lm502005.inktomisearch.com_Mozilla/5.0 (compatible; Yahoo! Slurp; http://help.yahoo.com/help/us/ysearch/slurp)	54	0.05%	57
157.	lj611376.inktomisearch.com_Mozilla/5.0 (compatible; Yahoo! Slurp; http://help.yahoo.com/help/us/ysearch/slurp)	54	0.05%	57
158.	lj611747.inktomisearch.com_Mozilla/5.0 (compatible; Yahoo! Slurp; http://help.yahoo.com/help/us/ysearch/slurp)	54	0.05%	68

	Visitor	Visits	% Visits	Hits
159.	lj611105.inktomisearch.com_Mozilla/5.0 (compatible; Yahoo! Slurp; http://help.yahoo.com/help/us/ysearch/slurp)	53	0.05%	88
160.	PC056722.engr.uidaho.edu_Mozilla/4.0 (compatible; MSIE 6.0; Windows NT 5.1; SV1; .NET CLR 1.1.4322)	53	0.05%	269
161.	fj5026.inktomisearch.com_Mozilla/5.0 (compatible; Yahoo! Slurp; http://help.yahoo.com/help/us/ysearch/slurp)	53	0.05%	55
162.	lj612103.inktomisearch.com_Mozilla/5.0 (compatible; Yahoo! Slurp; http://help.yahoo.com/help/us/ysearch/slurp)	53	0.05%	55
163.	crawl-66-249-72-8.googlebot.com_Mozilla/5.0 (compatible; Googlebot/2.1; +http://www.google.com/bot.html)	53	0.05%	2,476
164.	lj611664.inktomisearch.com_Mozilla/5.0 (compatible; Yahoo! Slurp; http://help.yahoo.com/help/us/ysearch/slurp)	53	0.05%	57
165.	lj611733.inktomisearch.com_Mozilla/5.0 (compatible; Yahoo! Slurp; http://help.yahoo.com/help/us/ysearch/slurp)	53	0.05%	59
166.	lj612004.inktomisearch.com_Mozilla/5.0 (compatible; Yahoo! Slurp; http://help.yahoo.com/help/us/ysearch/slurp)	53	0.05%	60
167.	lj611164.inktomisearch.com_Mozilla/5.0 (compatible; Yahoo! Slurp; http://help.yahoo.com/help/us/ysearch/slurp)	53	0.05%	54
168.	lj611116.inktomisearch.com_Mozilla/5.0 (compatible; Yahoo! Slurp; http://help.yahoo.com/help/us/ysearch/slurp)	53	0.05%	54
169.	lj611814.inktomisearch.com_Mozilla/5.0 (compatible; Yahoo! Slurp; http://help.yahoo.com/help/us/ysearch/slurp)	53	0.05%	53
170.	lj612043.inktomisearch.com_Mozilla/5.0 (compatible; Yahoo! Slurp; http://help.yahoo.com/help/us/ysearch/slurp)	53	0.05%	55
171.	lj611248.inktomisearch.com_Mozilla/5.0 (compatible; Yahoo! Slurp; http://help.yahoo.com/help/us/ysearch/slurp)	53	0.05%	57
172.	lj611542.inktomisearch.com_Mozilla/5.0 (compatible; Yahoo! Slurp; http://help.yahoo.com/help/us/ysearch/slurp)	53	0.05%	80
173.	lj611586.inktomisearch.com_Mozilla/5.0 (compatible; Yahoo! Slurp; http://help.yahoo.com/help/us/ysearch/slurp)	52	0.05%	52
174.	lm502033.inktomisearch.com_Mozilla/5.0 (compatible; Yahoo! Slurp; http://help.yahoo.com/help/us/ysearch/slurp)	52	0.05%	75

	Visitor	Visits	% Visits	Hits
175.	lj611722.inktomisearch.com_Mozilla/5.0 (compatible; Yahoo! Slurp; http://help.yahoo.com/help/us/ysearch/slurp)	52	0.05%	52
176.	lj611230.inktomisearch.com_Mozilla/5.0 (compatible; Yahoo! Slurp; http://help.yahoo.com/help/us/ysearch/slurp)	52	0.05%	56
177.	lj611457.inktomisearch.com_Mozilla/5.0 (compatible; Yahoo! Slurp; http://help.yahoo.com/help/us/ysearch/slurp)	52	0.05%	55
178.	lj611183.inktomisearch.com_Mozilla/5.0 (compatible; Yahoo! Slurp; http://help.yahoo.com/help/us/ysearch/slurp)	52	0.05%	56
179.	lm502024.inktomisearch.com_Mozilla/5.0 (compatible; Yahoo! Slurp; http://help.yahoo.com/help/us/ysearch/slurp)	51	0.04%	57
180.	lj611533.inktomisearch.com_Mozilla/5.0 (compatible; Yahoo! Slurp; http://help.yahoo.com/help/us/ysearch/slurp)	51	0.04%	53
181.	lm502014.inktomisearch.com_Mozilla/5.0 (compatible; Yahoo! Slurp; http://help.yahoo.com/help/us/ysearch/slurp)	51	0.04%	51
182.	lj611803.inktomisearch.com_Mozilla/5.0 (compatible; Yahoo! Slurp; http://help.yahoo.com/help/us/ysearch/slurp)	51	0.04%	52
183.	lj612562.inktomisearch.com_Mozilla/5.0 (compatible; Yahoo! Slurp; http://help.yahoo.com/help/us/ysearch/slurp)	51	0.04%	51
184.	lj611734.inktomisearch.com_Mozilla/5.0 (compatible; Yahoo! Slurp; http://help.yahoo.com/help/us/ysearch/slurp)	51	0.04%	59
185.	lj611330.inktomisearch.com_Mozilla/5.0 (compatible; Yahoo! Slurp; http://help.yahoo.com/help/us/ysearch/slurp)	51	0.04%	56
186.	lj611439.inktomisearch.com_Mozilla/5.0 (compatible; Yahoo! Slurp; http://help.yahoo.com/help/us/ysearch/slurp)	51	0.04%	59
187.	lj611157.inktomisearch.com_Mozilla/5.0 (compatible; Yahoo! Slurp; http://help.yahoo.com/help/us/ysearch/slurp)	51	0.04%	53
188.	lj611100.inktomisearch.com_Mozilla/5.0 (compatible; Yahoo! Slurp; http://help.yahoo.com/help/us/ysearch/slurp)	51	0.04%	55
189.	lj611851.inktomisearch.com_Mozilla/5.0 (compatible; Yahoo! Slurp; http://help.yahoo.com/help/us/ysearch/slurp)	51	0.04%	52
190.	lj612255.inktomisearch.com_Mozilla/5.0 (compatible; Yahoo! Slurp; http://help.yahoo.com/help/us/ysearch/slurp)	50	0.04%	63

	Visitor	Visits	% Visits	Hits
191.	lj612225.inktomisearch.com_Mozilla/5.0 (compatible; Yahoo! Slurp; http://help.yahoo.com/help/us/ysearch/slurp)	50	0.04%	55
192.	dj501008.inktomisearch.com_Mozilla/5.0 (compatible; Yahoo! DE Slurp; http://help.yahoo.com/help/us/ysearch/slurp)	50	0.04%	100
193.	lj611701.inktomisearch.com_Mozilla/5.0 (compatible; Yahoo! Slurp; http://help.yahoo.com/help/us/ysearch/slurp)	50	0.04%	50
194.	lj611068.inktomisearch.com_Mozilla/5.0 (compatible; Yahoo! Slurp; http://help.yahoo.com/help/us/ysearch/slurp)	50	0.04%	54
195.	lj602216.inktomisearch.com_Mozilla/5.0 (compatible; Yahoo! Slurp; http://help.yahoo.com/help/us/ysearch/slurp)	49	0.04%	54
196.	lj611777.inktomisearch.com_Mozilla/5.0 (compatible; Yahoo! Slurp; http://help.yahoo.com/help/us/ysearch/slurp)	49	0.04%	49
197.	kcraw110.hj.re3.yahoo.com_YahooSeeker/CafeKelsa (compatible; Konqueror/3.2; FreeBSD ; http://help.yahoo.com/help/hotjobs/webmaster) (KHTML, like Gecko)	49	0.04%	2,762
198.	lj611081.inktomisearch.com_Mozilla/5.0 (compatible; Yahoo! Slurp; http://help.yahoo.com/help/us/ysearch/slurp)	49	0.04%	52
199.	lj612077.inktomisearch.com_Mozilla/5.0 (compatible; Yahoo! Slurp; http://help.yahoo.com/help/us/ysearch/slurp)	49	0.04%	49
200.	lj602320.inktomisearch.com_Mozilla/5.0 (compatible; Yahoo! Slurp; http://help.yahoo.com/help/us/ysearch/slurp)	49	0.04%	59
	Other	97,319	85.50%	282,976
	Total	113,823	100.00%	348,967

items 1-200 of 200

Top Visitors - Help Card



Column Definitions

Visitor

The IP address, domain name, or cookie of the visitor.

Visits

Number of times the specified visitor visited your site. A visit is a series of actions that begins when a visitor views their first page from the server, and ends when the visitor leaves the site or remains idle beyond the idle-time limit. The default idle-time limit is thirty minutes. This time limit can be changed by the system administrator.

Hits

Number of hits attributed to the specified visitor. Each file requested by a visitor registers as a hit. There can be several hits on each page. While the volume of hits reflects the amount of server traffic, it is not an accurate reflection of the number of pages viewed.



Report Descriptions

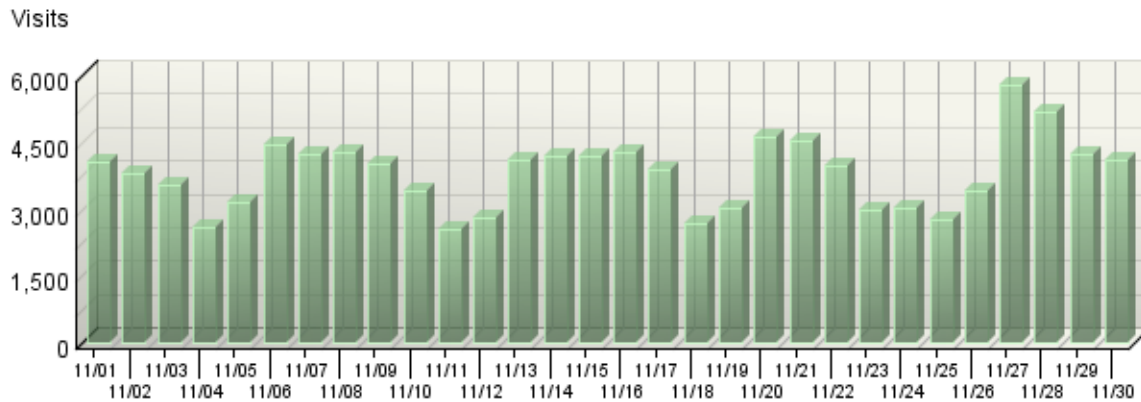
Consider the visitors who use the site most, and tailor your site to their interests and needs. If your site is an intranet, notice which employees use the site most, and find out what they like about it. You might also get feedback from those who use it the least and find out what they are looking for.

Note: If a visitor has a dynamic IP address, or if a group of visitors are behind a proxy server or firewall, this data might be misleading. In the case of a dynamic IP address, multiple IP addresses could be shown for a single visitor, and in the case of a firewall or proxy server, one IP address could be used by more than one visitor.

New vs. Return Visits

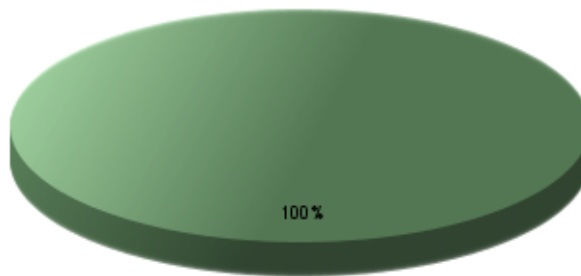
This report compares the number of visits by new and returning visitors to your site.

New vs. Return Visits Trend



New vs. Return Visits

Visits



■ Returning Visitors

New vs. Return Visits

Visitor Type	Visits	% Visits
■ Returning Visitors	113,823	100.00%
Total	113,823	100.00%

items 1-1 of 1

New vs. Return Visits - Help Card



Column Definitions

New Visitors

Visitors whose visit starts without any cookie information but acquires a cookie (or multiple cookies) during the visit. For single-page visits there is no way (without the use of SmartSource Data Collection) to distinguish a new visitor from a visitor that does not accept cookies. As a result these visits are categorized as Visitors Not Accepting Cookies.

Returning Visitors

Visitors who already had a cookie from your site when they visited.

Visitors Not Accepting Cookies

Visitors not accepting cookies from your site. There is no way to determine if these visitors are new or returning. Note that Express Analysis does not report on this information.

Visits

Number of visits by visitors who fit into the specified visitor category. A visit is a series of actions that begins when a visitor views their first page from the server, and ends when the visitor leaves the site or remains idle beyond the idle-time limit. The default idle-time limit is thirty minutes. This time limit can be changed by the system administrator.

%

Percentage of visitors who fit into the specified visitor category.



Report Descriptions

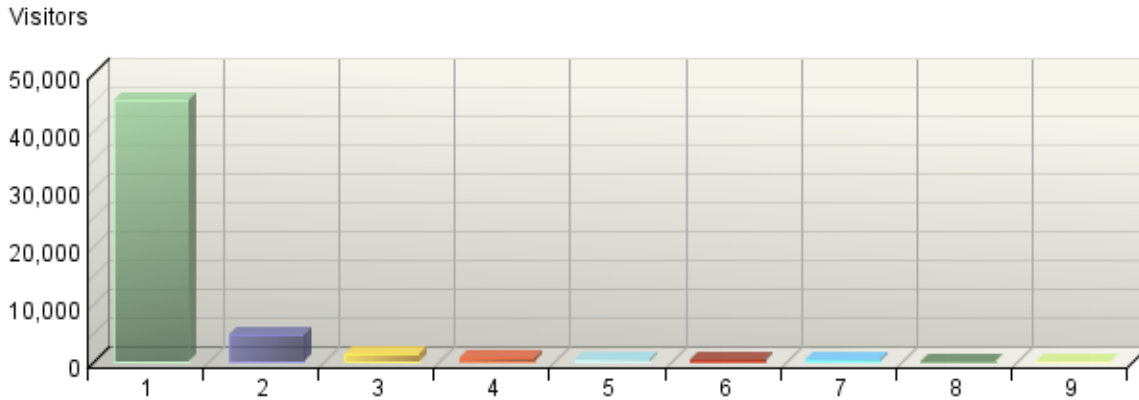
By tracking the ratio between new and return visits over a period of time, you can determine if your site is attracting enough returning visitors.

Note: This report uses only cookies to determine whether a visitor is new or returning. This information cannot therefore be correlated to visitor counts obtained using IP tracking. For example, when a visitor goes to a site that has session-based cookies but no permanent cookies, they will receive a cookie on their second hit and be labeled a new visitor. If they close their browser, wait an hour, and go back to the same site, they will have no cookies on their first hit (since the cookie they got previously was session-based) and will once again be issued a cookie on their second hit. If the site's logs are analyzed using the IP tracking method, the result is 1 unique visitor (determined using IP tracking), but 2 visits and 2 new or first-time visitors (determined using cookies).

Visitors by Number of Visits

This report shows the distribution of visitors based on how many times each visitor visited your site.

Visitors by Number of Visits



Visitors by Number of Visits

Number of Visits	Visitors	% Visitors
1 visit	45,399	83.10%
2 visits	4,515	8.26%
3 visits	1,497	2.74%
4 visits	669	1.22%
5 visits	366	0.67%
6 visits	250	0.46%
7 visits	198	0.36%
8 visits	152	0.28%
9 visits	125	0.23%
Other	1,463	2.68%
Total	54,634	100.00%

items 1-9 of 9

Visitors by Number of Visits - Help Card



Column Definitions

Number of Visits

The number of visits by each visitor during the period of the report.

Visitors

Number of individuals who came to your site the amount of times specified in the Number of Visits column.

%

Percentage of visitors who came to your site the amount of times specified in the Number of Visits column.



Report Descriptions

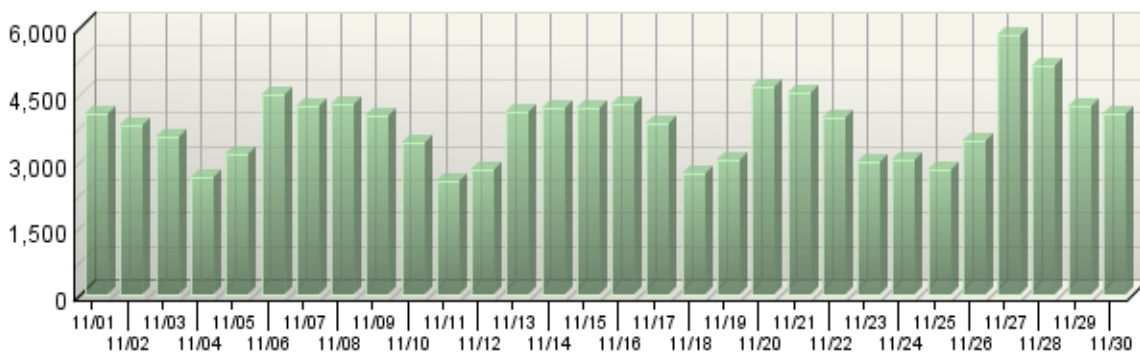
This information can indicate whether or not your site compels visitors to return. Updating web site content is one way to draw return visitors.

Visitors Trend

This report shows how many times visitors visited your web site and how long they stayed. The information is divided into time slices based on the duration of the log file. Some visits may span more than one time interval, and will be counted in each interval where they appear. The sum of visits for all intervals may therefore exceed the total visits shown in the Overview Dashboard page.

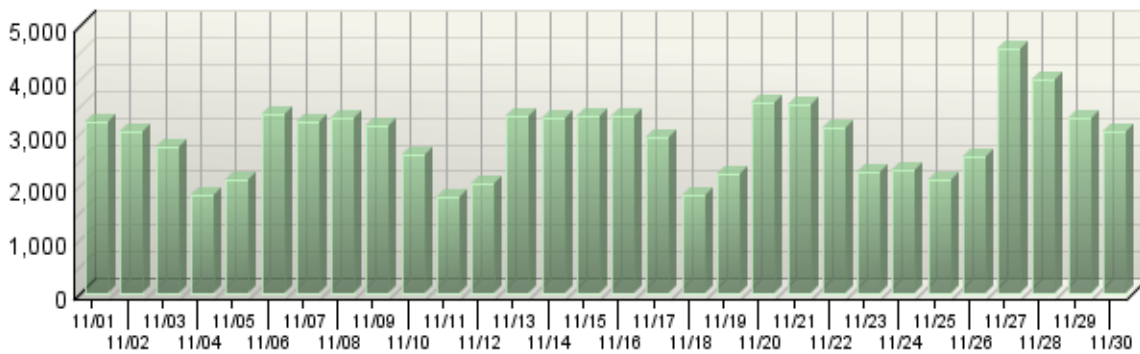
Active Visits Trend

Active Visits



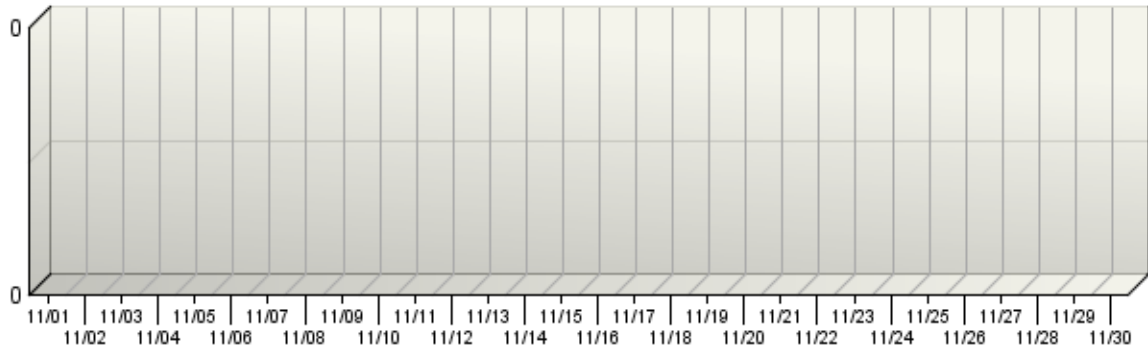
Visitors Trend

Visitors



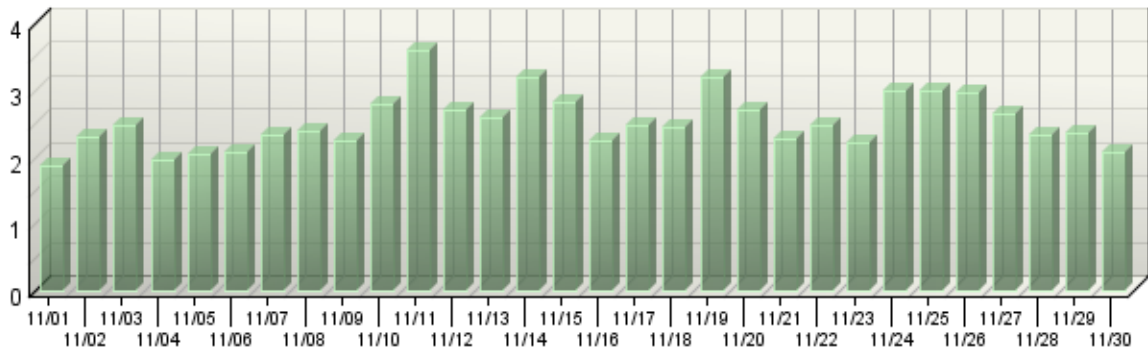
New Visitors Trend

New Visitors



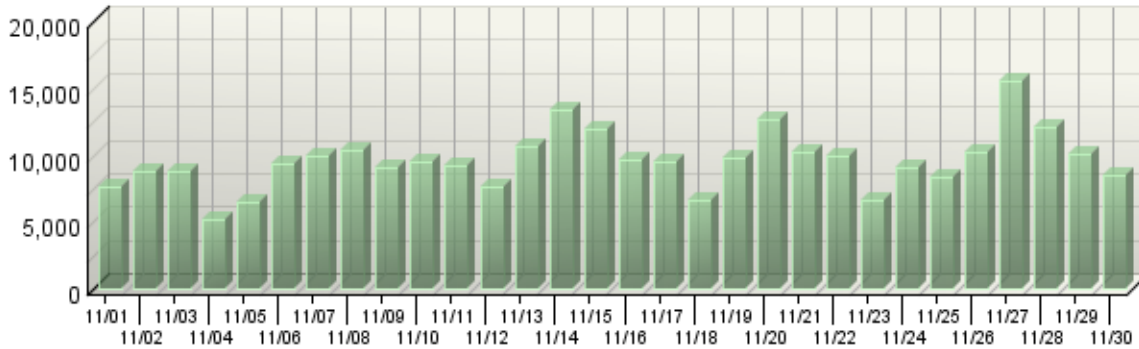
Average Length of Visit Trend

Average Visit Duration



Visitor Minutes Trend

Visitor Minutes



Visitors Trend

Day	Active Visits	Visitors	New Visitors
11/01	4,077	3,202	0
11/02	3,791	3,007	0
11/03	3,543	2,721	0
11/04	2,626	1,833	0
11/05	3,148	2,134	0
11/06	4,472	3,351	0
11/07	4,229	3,202	0
11/08	4,274	3,284	0
11/09	4,034	3,138	0
11/10	3,408	2,573	0
11/11	2,557	1,781	0
11/12	2,802	2,037	0
11/13	4,106	3,293	0
11/14	4,182	3,281	0
11/15	4,191	3,303	0
11/16	4,253	3,325	0
11/17	3,862	2,922	0
11/18	2,701	1,845	0
11/19	3,042	2,215	0
11/20	4,644	3,568	0
11/21	4,516	3,522	0
11/22	3,962	3,091	0
11/23	2,984	2,269	0
11/24	3,009	2,285	0

Day	Active Visits	Visitors	New Visitors
11/25	2,789	2,124	0
11/26	3,437	2,543	0
11/27	5,834	4,555	0
11/28	5,141	3,998	0
11/29	4,228	3,282	0
11/30	4,039	3,014	0
Average	3,796	2,889	0
Total	-	-	0

items 1-30 of 30

Visitors Trend

Day	Average Visit Duration	Visitor Minutes
11/01	00:01:52	7,676.25
11/02	00:02:18	8,719.32
11/03	00:02:28	8,740.7
11/04	00:01:57	5,125.07
11/05	00:02:03	6,479.02
11/06	00:02:05	9,335.28
11/07	00:02:19	9,861.12
11/08	00:02:24	10,288.38
11/09	00:02:15	9,116.98
11/10	00:02:47	9,522.37
11/11	00:03:36	9,242.82
11/12	00:02:42	7,592.28
11/13	00:02:35	10,607.6
11/14	00:03:12	13,439.62
11/15	00:02:50	11,903.47
11/16	00:02:15	9,623.75
11/17	00:02:28	9,532.67
11/18	00:02:26	6,615.28
11/19	00:03:11	9,720.9
11/20	00:02:43	12,630.6
11/21	00:02:16	10,287.65
11/22	00:02:29	9,882.03
11/23	00:02:13	6,658.43
11/24	00:03:00	9,043.32
11/25	00:03:00	8,399.17
11/26	00:02:58	10,216.6
11/27	00:02:39	15,516.58

Day	Average Visit Duration	Visitor Minutes
11/28	00:02:20	12,047.27
11/29	00:02:22	10,044.37
11/30	00:02:05	8,420.55
Average	-	9,542.98
Total	-	286,289.43

items 1-30 of 30

Visitors Trend - Help Card



Column Definitions

Time Interval (hour, day, etc.)

A one-year report displays monthly time increments. A one-quarter report displays weekly time increments. A one-month report or a one-week report displays daily time increments. A daily report displays hourly time increments. An hour-long interval marked 12:00, for example, includes all activity between 12:00 and 12:59.

Active Visits

Number of active visits to your web site. If a visit spans multiple time intervals, it is counted in each interval. Every visit from a visitor is counted, even if the same visitor came to your web site multiple times. Also included are zero-length visits. A zero-length visit occurs when all hits for that visit are logged with the exact same time stamp.

Visitors

Number of individuals who visited your site during the report interval. For a daily report, if someone visits more than once, that person is counted only the first time he or she visits. Values of "-" indicate that the detailed data required is not available. This situation occurs when the Top Visitors report has reached its configured limit or when reports for the corresponding period are turned off. For non-daily reports, the visitor measure total is "-" since the same visitor can be counted in multiple intervals.

New Visitors

Number of visitors who had never visited your web site before.

Average Visit Duration

The average amount of time visitors spent at your site within the given time interval. The data is formatted as hh:mm:ss (hours:minutes:seconds). The average visit duration is calculated by dividing the value from the Visitor Minutes column by the value from the Active Visits column.

Visitor Minutes

Number of minutes your web site was viewed, regardless of who was viewing it.



Report Descriptions

Use this page to determine which times your web site is busiest.

Daily averages cut off visits that continue into the next day, whereas weekly averages do not. Therefore, weekly averages may appear a bit longer than daily averages.

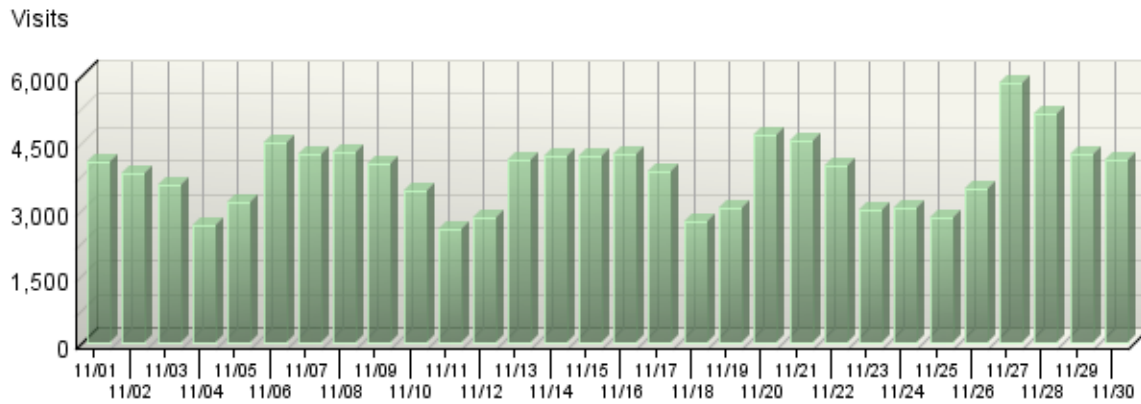
Total - The total for the column. Visits may span more than one time interval and are counted for each hour in this report. We therefore do not provide a total, which would be misleading.

Average - This row gives the average for each column.

Visits Trend

This report shows how the number of visits to your site changes over the course of the report period.

Visits Trend



Visits Trend

Day	Visits	% Visits
11/01	4,072	3.58%
11/02	3,789	3.33%
11/03	3,537	3.11%
11/04	2,624	2.31%
11/05	3,146	2.76%
11/06	4,469	3.93%
11/07	4,220	3.71%
11/08	4,269	3.75%
11/09	4,032	3.54%
11/10	3,403	2.99%
11/11	2,553	2.24%
11/12	2,798	2.46%
11/13	4,102	3.60%
11/14	4,177	3.67%
11/15	4,185	3.68%
11/16	4,250	3.73%
11/17	3,860	3.39%
11/18	2,699	2.37%
11/19	3,038	2.67%

Day	Visits	% Visits
11/20	4,642	4.08%
11/21	4,512	3.96%
11/22	3,960	3.48%
11/23	2,980	2.62%
11/24	3,003	2.64%
11/25	2,786	2.45%
11/26	3,432	3.02%
11/27	5,831	5.12%
11/28	5,136	4.51%
11/29	4,222	3.71%
11/30	4,100	3.60%
Total	113,827	100.00%

items 1-30 of 30

Visits Trend - Help Card



Column Definitions

Time Interval (hour, day, etc.)

A one-year report displays monthly time increments. A one-quarter report displays weekly time increments. A one-month report or a one-week report displays daily time increments. A daily report displays hourly time increments. An hour-long interval marked 12:00, for example, includes all activity between 12:00 and 12:59.

Visits

Number of visits to your site during the specified time interval. A visit is a series of actions that begins when a visitor views their first page from the server, and ends when the visitor leaves the site or remains idle beyond the idle-time limit. The default idle-time limit is thirty minutes. This time limit can be changed by the system administrator.

%

Percentage of visits to your site during the specified time interval compared with all visits to your site during the report period.



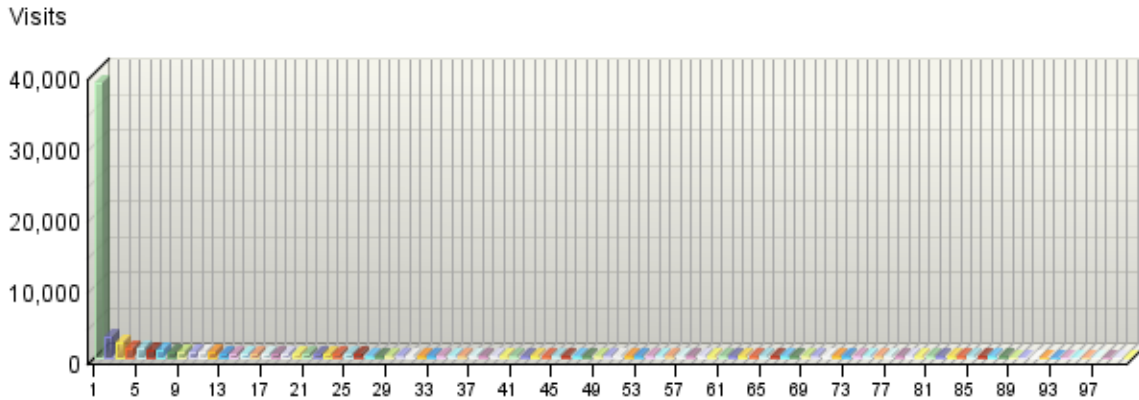
Report Descriptions

Periods of less activity can be considered good times for maintenance and content improvement.

Organizations

If you have enabled the WebTrends GeoTrends Database for this profile, this page will list the most active companies and other organizations visiting your web site.

Organizations



Organizations

	Organization Domain Name	Visits	% Visits	Hits
■ 1.	American Registry for Internet Numbers	38,778	34.07%	60,109
	inktomisearch.com	35,204	30.93%	39,349
	sbcglobal.net	691	0.61%	1,898
	rr.com	637	0.56%	1,964
	Unresolved IP Address	432	0.38%	11,084
	verizon.net	297	0.26%	947
	cox.net	217	0.19%	649
	bellsouth.net	200	0.18%	458
	comcast.net	164	0.14%	457
	rogers.com	159	0.14%	391
	insightbb.com	147	0.13%	485
	frontiernet.net	73	0.06%	240
	suddenlink.net	50	0.04%	196
	comcastbusiness.net	47	0.04%	340
	layeredtech.com	44	0.04%	58
	theplanet.com	35	0.03%	44
	hawaiiantel.net	30	0.03%	75
	embarqhsd.net	29	0.03%	69

	Organization Domain Name	Visits	% Visits	Hits
	dsl.bell.ca	22	0.02%	34
	onelinkpr.net	18	0.02%	42
	charter.com	16	0.01%	40
	swbell.net	14	0.01%	20
	centurytel.net	12	0.01%	18
	mc.videotron.ca	12	0.01%	66
	cwjamaica.com	11	0.01%	19
	covad.net	11	0.01%	42
	accelovation.com	11	0.01%	668
	clearwire-dns.net	10	0.01%	32
	myvzw.com	10	0.01%	32
	shawcable.net	10	0.01%	15
	mmc.edu	9	0.01%	22
	prtc.net	8	0.01%	11
	buckeyecom.net	8	0.01%	11
	ptd.net	7	0.01%	10
	wildblue.net	7	0.01%	25
	ameritech.net	6	0.01%	14
	newwavecomm.net	6	0.01%	31
	qwest.net	5	0.00%	9
	nuvox.net	5	0.00%	12
	bresnan.net	5	0.00%	7
	fuse.net	5	0.00%	7
	mindspring.com	4	0.00%	5
	prioritycolo.com	4	0.00%	4
	cgocable.net	4	0.00%	35
	zoominternet.net	4	0.00%	8
	sparkplugbb.com	4	0.00%	13
	google.com	3	0.00%	6
	sdsl.bell.ca	3	0.00%	5
	hansontechnologies.com	3	0.00%	11
	reversedns.resolve.ru	3	0.00%	8
	themezoom2.com	2	0.00%	3
■ 2.	U.S. Environmental Protection Agency	3,043	2.67%	17,012
	Unresolved IP Address	2,822	2.48%	16,352
	epa.gov	221	0.19%	660
■ 3.	Verizon Trademark Services LLC	2,216	1.95%	6,896
	verizon.net	704	0.62%	2,473
	comcast.net	683	0.60%	1,992
	qwest.net	218	0.19%	690

	Organization Domain Name	Visits	% Visits	Hits
	rr.com	163	0.14%	429
	Unresolved IP Address	136	0.12%	416
	sbcglobal.net	98	0.09%	289
	pacbell.net	77	0.07%	194
	charter.com	73	0.06%	257
	embarqhsd.net	32	0.03%	71
	k12.va.us	4	0.00%	7
	eastlink.ca	3	0.00%	3
	mpikg-golm.mpg.de	3	0.00%	20
	cityschools.com	2	0.00%	2
	alltel.net	2	0.00%	3
	detroitmi.gov	2	0.00%	3
	indexengines.com	2	0.00%	11
	informinc.org	1	0.00%	5
	pewresearch.org	1	0.00%	1
	gojo.com	1	0.00%	1
	sasknet.sk.ca	1	0.00%	2
	mpimp-golm.mpg.de	1	0.00%	2
	sweeneyfirm.com	1	0.00%	1
	iowatelecom.net	1	0.00%	1
	saws.org	1	0.00%	2
	woboe.org	1	0.00%	1
	suburbanhospital.org	1	0.00%	2
	dominican.edu	1	0.00%	13
	urrgh.com	1	0.00%	1
	millville.org	1	0.00%	2
	compactmembrane.com	1	0.00%	2
■ 4.	Microsoft Corp	1,401	1.23%	6,535
	live.com	1,365	1.20%	6,482
	homeadvisor.com	14	0.01%	21
	Unresolved IP Address	14	0.01%	18
	msn.com	7	0.01%	13
	microsoft.com	1	0.00%	1
■ 5.	America Online, Inc.	1,234	1.08%	2,327
	aol.com	1,234	1.08%	2,327
■ 6.	RIPE Network Coordination Centre	1,131	0.99%	5,939
	Unresolved IP Address	381	0.33%	2,304
	aol.com	69	0.06%	117
	nextgentel.com	60	0.05%	153
	abo.wanadoo.fr	48	0.04%	1,721

Organization Domain Name	Visits	% Visits	Hits
emirates.net.ae	43	0.04%	100
rima-tde.net	17	0.01%	51
upc-a.chello.nl	17	0.01%	23
retail.telecomitalia.it	14	0.01%	25
isp.belgacom.be	12	0.01%	22
bulldogdsl.com	10	0.01%	25
uce.ac.uk	10	0.01%	16
speed.planet.nl	9	0.01%	54
dynamic.qsc.de	9	0.01%	108
business.telecomitalia.it	9	0.01%	10
net.novis.pt	8	0.01%	33
eu.int	8	0.01%	48
technion.ac.il	8	0.01%	10
proxad.net	7	0.01%	35
cust.bluewin.ch	7	0.01%	45
dclient.hispeed.ch	7	0.01%	9
ttnet.net.tr	6	0.01%	11
012.net.il	6	0.01%	7
chello.pl	5	0.00%	23
blueyonder.co.uk	5	0.00%	6
tau.ac.il	5	0.00%	8
unife.it	5	0.00%	7
pool.t-online.hu	5	0.00%	25
rdsnet.ro	4	0.00%	7
bb.online.no	4	0.00%	13
t-dialin.net	4	0.00%	40
KCOM.COM	4	0.00%	11
ppp.tiscali.fr	4	0.00%	7
telia.com	4	0.00%	4
adsl-dhcp.tele.dk	4	0.00%	8
onlinehome-server.com	4	0.00%	4
dsl.telepac.pt	4	0.00%	6
epfl.ch	4	0.00%	14
cust.bredbandsbolaget.se	4	0.00%	7
ip.fastwebnet.it	4	0.00%	5
bredband.comhem.se	4	0.00%	6
net.upc.cz	3	0.00%	6
gotadsl.co.uk	3	0.00%	8
adsl.xs4all.nl	3	0.00%	3
bezeqint.net	3	0.00%	3

	Organization Domain Name	Visits	% Visits	Hits
	zen.co.uk	3	0.00%	8
	telemach.net	3	0.00%	3
	auna.net	3	0.00%	3
	generics.co.uk	3	0.00%	3
	univ-paris12.fr	3	0.00%	4
	49-151.net24.it	3	0.00%	3
■ 7.	Comcast Cable Communications, Inc.	1,004	0.88%	3,103
	comcast.net	998	0.88%	3,087
	Unresolved IP Address	6	0.01%	16
■ 8.	Road Runner	846	0.74%	2,397
	rr.com	844	0.74%	2,393
	oha.org	1	0.00%	1
	Unresolved IP Address	1	0.00%	3
■ 9.	Asia Pacific Network Information Centre	817	0.72%	2,782
	Unresolved IP Address	373	0.33%	1,279
	hinet.net	57	0.05%	362
	125.airtelbroadband.in	52	0.05%	135
	61.airtelbroadband.in	34	0.03%	78
	59.airtelbroadband.in	29	0.03%	64
	bigpond.net.au	27	0.02%	56
	pldt.net	26	0.02%	62
	net.my	21	0.02%	149
	203.airtelbroadband.in	17	0.01%	59
	telkom.net.id	14	0.01%	75
	vietel.com.vn	12	0.01%	57
	sify.net	11	0.01%	34
	adelaide.edu.au	10	0.01%	37
	dion.ne.jp	8	0.01%	75
	ntu.edu.tw	7	0.01%	28
	ocn.ne.jp	7	0.01%	9
	pacific.net.ph	6	0.01%	16
	163data.com.cn	6	0.01%	6
	totbb.net	6	0.01%	17
	global-gateway.net.nz	5	0.00%	5
	NCTU.edu.tw	4	0.00%	26
	pacific.net.sg	4	0.00%	4
	vsnl.net.in	4	0.00%	6
	xtra.co.nz	3	0.00%	3
	ucom.ne.jp	3	0.00%	3
	nttpc.ne.jp	3	0.00%	4

	Organization Domain Name	Visits	% Visits	Hits
	pacific.net.th	3	0.00%	7
	netvigator.com	3	0.00%	5
	exatt.net	2	0.00%	2
	westnet.com.au	2	0.00%	2
	ccit.edu.tw	2	0.00%	3
	so-net.net.tw	2	0.00%	14
	mesh.ad.jp	2	0.00%	2
	dyu.edu.tw	2	0.00%	5
	tmns.net.au	2	0.00%	2
	static-9-204-16-61-primus-india.net	2	0.00%	2
	iinet.net.au	2	0.00%	3
	sparqnet.net	2	0.00%	2
	callplus.net.nz	2	0.00%	2
	microthai.com	1	0.00%	2
	dti.ne.jp	1	0.00%	2
	cndata.com	1	0.00%	3
	utsunomiya-u.ac.jp	1	0.00%	2
	hitachi-chem.co.jp	1	0.00%	1
	adsl.slt.net.lk	1	0.00%	1
	nexg.net	1	0.00%	1
	ncnu.edu.tw	1	0.00%	1
	bml.co.jp	1	0.00%	2
	optusnet.com.au	1	0.00%	1
	oasis-globalsourcing.com	1	0.00%	2
■ 10.	EXCALIBUR Group, A Time Warner Company	800	0.70%	1,942
	rr.com	695	0.61%	1,700
	Unresolved IP Address	22	0.02%	24
	mindspring.com	14	0.01%	19
	wideopenwest.com	14	0.01%	45
	patmedia.net	8	0.01%	37
	clearwire-dns.net	7	0.01%	11
	speakeasy.net	3	0.00%	9
	sunflower.com	3	0.00%	5
	esconett.org	3	0.00%	3
	ptd.net	2	0.00%	3
	llix.net	2	0.00%	2
	ambtel.net	2	0.00%	3
	adelphia.net	2	0.00%	14
	ldmi.com	2	0.00%	26

	Organization Domain Name	Visits	% Visits	Hits
	smsd.org	2	0.00%	2
	cavtel.net	2	0.00%	2
	ripnet.com	2	0.00%	3
	francis.edu	2	0.00%	2
	midco.net	1	0.00%	1
	treca.org	1	0.00%	1
	wctc.net	1	0.00%	4
	ctsiok.net	1	0.00%	1
	constellagroup.com	1	0.00%	1
	npgco.com	1	0.00%	1
	milwpc.com	1	0.00%	1
	knology.net	1	0.00%	1
	aircanopy.net	1	0.00%	2
	nexicom.net	1	0.00%	12
	bledsoe.net	1	0.00%	5
	sccoast.net	1	0.00%	1
	gctel.net	1	0.00%	1
■ 11.	Hotmail Corporation	754	0.66%	2,999
	live.com	745	0.65%	2,983
	Unresolved IP Address	6	0.01%	10
	hmdevlab.com	3	0.00%	6
■ 12.	Yahoo	738	0.65%	4,697
	inktomisearch.com	462	0.41%	838
	Unresolved IP Address	218	0.19%	329
	yahoo.com	58	0.05%	3,530
■ 13.	Bell South Intellectual Property Corporation	662	0.58%	1,941
	bellsouth.net	474	0.42%	1,437
	Unresolved IP Address	71	0.06%	150
	amazonaws.com	37	0.03%	175
	fctvplus.net	11	0.01%	12
	acsalaska.net	6	0.01%	14
	sunyocc.edu	5	0.00%	21
	merlin.mb.ca	4	0.00%	7
	shawgrp.com	4	0.00%	9
	chvlom-hsi.com	3	0.00%	6
	lunarpages.com	3	0.00%	3
	midphase.com	3	0.00%	3
	intercage.com	2	0.00%	4
	openband.net	2	0.00%	6
	atrianetworks.com	2	0.00%	3

	Organization Domain Name	Visits	% Visits	Hits
	swoca.net	2	0.00%	2
	louisvilleky.gov	2	0.00%	2
	bls.com	2	0.00%	3
	novuscom.net	2	0.00%	2
	current.net	2	0.00%	3
	lacollege.edu	2	0.00%	7
	comdata.com	1	0.00%	1
	recontract.com	1	0.00%	1
	leithmail.com	1	0.00%	1
	bbtel.com	1	0.00%	1
	vrfuturenet.com	1	0.00%	4
	cvillehosting.net	1	0.00%	1
	nemr.net	1	0.00%	1
	gforcecable.com	1	0.00%	4
	carolinashealthcare.org	1	0.00%	2
	k12.nc.us	1	0.00%	1
	goizuetafoundation.org	1	0.00%	3
	integrity.com	1	0.00%	34
	troycable.net	1	0.00%	2
	brch.com	1	0.00%	1
	distributel.net	1	0.00%	1
	deltagas.com	1	0.00%	1
	beaconcouncil.com	1	0.00%	2
	grahamfield.com	1	0.00%	2
	rhsctn.com	1	0.00%	2
	iclub.org	1	0.00%	1
	shadowline.biz	1	0.00%	3
	216.westtel.ky	1	0.00%	1
	metrocast.net	1	0.00%	2
■ 14.	CHARTER COMMUNICATIONS	548	0.48%	1,565
	charter.com	527	0.46%	1,524
	Unresolved IP Address	13	0.01%	32
	k12.mn.us	3	0.00%	3
	k12.wi.us	1	0.00%	1
	skyrider.net	1	0.00%	1
	willmar.mn.us	1	0.00%	1
	saa-mdsnison.com	1	0.00%	1
	wrres.com	1	0.00%	2
■ 15.	Asia Pacific Network Information Center, Pty. Ltd.	542	0.48%	1,256

	Organization Domain Name	Visits	% Visits	Hits
	inktomisearch.com	371	0.33%	401
	Unresolved IP Address	117	0.10%	656
	bigpond.net.au	10	0.01%	26
	optusnet.com.au	7	0.01%	8
	hinet.net	7	0.01%	10
	youtele.com	4	0.00%	30
	hcm.fpt.vn	4	0.00%	4
	intnet.mu	3	0.00%	88
	dancom.net.pk	2	0.00%	2
	sparqnet.net	1	0.00%	1
	asianetcom.net	1	0.00%	3
	elnus.net.id	1	0.00%	1
	eonet.ne.jp	1	0.00%	1
	point.ne.jp	1	0.00%	4
	tulipconnect.com	1	0.00%	1
	connect.net.au	1	0.00%	2
	iqara.net	1	0.00%	2
	westnet.com.au	1	0.00%	1
	lcv.ne.jp	1	0.00%	1
	bijoyonline.net	1	0.00%	1
	btinfonet.com	1	0.00%	1
	asahi-net.or.jp	1	0.00%	4
	dcb.org.tw	1	0.00%	1
	ap.gmo-access.jp	1	0.00%	2
	xtra.co.nz	1	0.00%	4
	fpt.vn	1	0.00%	1
■ 16.	Comcast Cable Communications	532	0.47%	1,587
	comcast.net	532	0.47%	1,587
■ 17.	Cox Communications Inc.	494	0.43%	1,554
	cox.net	491	0.43%	1,542
	cityofelmirage.org	1	0.00%	2
	schoolfiles3.com	1	0.00%	9
	Unresolved IP Address	1	0.00%	1
■ 18.	ioNET, Inc.	476	0.42%	1,114
	cosmixcorp.com	306	0.27%	570
	Unresolved IP Address	105	0.09%	411
	ttemi.com	48	0.04%	89
	cogentco.com	5	0.00%	23
	awf.org	2	0.00%	7
	delrey-tech.com	1	0.00%	1

	Organization Domain Name	Visits	% Visits	Hits
	dwr.com	1	0.00%	1
	Technip.US	1	0.00%	1
	nouvelon.ca	1	0.00%	1
	energywatch-inc.com	1	0.00%	1
	limestone.on.ca	1	0.00%	1
	bain.com	1	0.00%	4
	afscme.org	1	0.00%	1
	whittiertrust.com	1	0.00%	2
	air.org	1	0.00%	1
■ 19.	Daum Communication	451	0.40%	509
	Unresolved IP Address	451	0.40%	509
■ 20.	Comcast Cable Communications, IP Services	450	0.40%	1,366
	comcast.net	432	0.38%	1,331
	Unresolved IP Address	18	0.02%	35
■ 21.	Comcast Cable Communications Holdings, Inc.	446	0.39%	1,204
	comcast.net	440	0.39%	1,189
	Unresolved IP Address	3	0.00%	4
	k12.nh.us	2	0.00%	9
	discover-aai.com	1	0.00%	2
■ 22.	CSC Holdings, Inc.	431	0.38%	1,084
	optonline.net	430	0.38%	1,082
	Unresolved IP Address	1	0.00%	2
■ 23.	PROVIDER Local Registry	417	0.37%	1,114
	Unresolved IP Address	207	0.18%	643
	ttnet.net.tr	31	0.03%	68
	proxad.net	23	0.02%	53
	pol.co.uk	17	0.01%	38
	as9105.com	17	0.01%	22
	blueyonder.co.uk	11	0.01%	15
	cable.casema.nl	9	0.01%	13
	bulldogdsl.com	7	0.01%	20
	customer.teleport-iabg.de	7	0.01%	9
	otenet.gr	6	0.01%	12
	access.telenet.be	4	0.00%	4
	afccmail.com	4	0.00%	7
	adsl.forthnet.gr	4	0.00%	5
	dynamic.orange.es	4	0.00%	8
	vie.surfer.at	3	0.00%	4
	lb.home.nl	3	0.00%	6

Organization	Domain Name	Visits	% Visits	Hits
	dtiltas.lt	3	0.00%	24
	dataxprs.com.eg	2	0.00%	2
	ip.fastwebnet.it	2	0.00%	8
	dclient.hispeed.ch	2	0.00%	3
	km2910-02.keymachine.de	2	0.00%	2
	adsl.tele2.no	2	0.00%	2
	pool.t-online.hu	2	0.00%	4
	barak-online.net	2	0.00%	2
	static-ip.oleane.fr	2	0.00%	4
	broadband4.iol.cz	2	0.00%	4
	km21034-03.keymachine.de	2	0.00%	10
	dial.nortenet.pt	2	0.00%	7
	chgnet.ru	1	0.00%	1
	com.dnttm.ro	1	0.00%	1
	oswirus.krakow.pl	1	0.00%	11
	elisa-laajakaista.fi	1	0.00%	1
	vanco.co.uk	1	0.00%	2
	cust.tele2.pt	1	0.00%	3
	globaltt.com	1	0.00%	1
	bnk.lt	1	0.00%	1
	antsz.hu	1	0.00%	2
	dolphinenergy.com	1	0.00%	1
	media4.pl	1	0.00%	1
	omantel.net.om	1	0.00%	1
	taksim.biz	1	0.00%	1
	dyn.salzburg-online.at	1	0.00%	1
	ispkenya.com	1	0.00%	1
	adsl.cybercity.dk	1	0.00%	1
	wartasa.com.pl	1	0.00%	1
	uk2net.com	1	0.00%	1
	biggnet.net	1	0.00%	1
	geonet.ge	1	0.00%	5
	gedeon-richter.ro	1	0.00%	2
	in-addr.arpa	1	0.00%	4
■ 24.	COX COMMUNICATIONS	412	0.36%	1,021
	cox.net	387	0.34%	943
	Unresolved IP Address	19	0.02%	71
	sbcox.net	4	0.00%	5
	msis.net	1	0.00%	1
	gpiweb.ca	1	0.00%	1

	Organization Domain Name	Visits	% Visits	Hits
■ 25.	Latin American and Caribbean IP address Regional Registry	407	0.36%	1,136
	Unresolved IP Address	115	0.10%	286
	prod-infinitum.com.mx	50	0.04%	138
	speedy.net.pe	22	0.02%	45
	veloxzone.com.br	17	0.01%	32
	fibertel.com.ar	17	0.01%	58
	telesp.net.br	14	0.01%	35
	cantv.net	11	0.01%	28
	tsst.net.tt	10	0.01%	22
	uninet-ide.com.mx	10	0.01%	110
	virtua.com.br	10	0.01%	31
	telecom.net.ar	10	0.01%	16
	speedy.com.ar	9	0.01%	11
	vtr.net	8	0.01%	55
	brasiltelecom.net.br	8	0.01%	12
	anteldata.net.uy	6	0.01%	9
	satnet.net	4	0.00%	4
	ibilce.unesp.br	4	0.00%	30
	prima.net.ar	3	0.00%	13
	adsl.terra.cl	3	0.00%	3
	mrse.com.ar	3	0.00%	4
	etb.net.co	3	0.00%	6
	intercable.net.co	3	0.00%	3
	com.br	2	0.00%	2
	btl.net	2	0.00%	3
	impsat.com.co	2	0.00%	3
	wavenet.com.br	2	0.00%	6
	speedyterra.com.br	2	0.00%	2
	sercomtel.com.br	2	0.00%	5
	gtt.co.gy	2	0.00%	2
	prodigy.net.mx	2	0.00%	4
	cable.net.co	2	0.00%	2
	epm.net.co	2	0.00%	3
	incafle.com.br	2	0.00%	3
	easyband.com.br	1	0.00%	1
	ufpa.br	1	0.00%	5
	ciasc.gov.br	1	0.00%	1
	psinetpa.net	1	0.00%	2
	polibrasil.com.br	1	0.00%	1

	Organization Domain Name	Visits	% Visits	Hits
	bk6-dsl.surnet.cl	1	0.00%	2
	fea.unicamp.br	1	0.00%	2
	netsite.com.br	1	0.00%	2
	NET-UNO.NET	1	0.00%	39
	tdatabrasil.net.br	1	0.00%	1
	prod-empresarial.com.mx	1	0.00%	1
	cdtn.br	1	0.00%	1
	2go.com.br	1	0.00%	1
	red.sld.cu	1	0.00%	1
	sulnet.net	1	0.00%	1
	intelignet.com.br	1	0.00%	1
	unoeste.br	1	0.00%	1
■ 26.	Qwest Communications International Inc.	407	0.36%	1,226
	qwest.net	345	0.30%	1,001
	Unresolved IP Address	44	0.04%	102
	burlingtontelecom.net	2	0.00%	6
	serverpronto.com	2	0.00%	91
	winhealthpartners.org	1	0.00%	3
	pdsdocs.com	1	0.00%	5
	kellertechnology.com	1	0.00%	3
	faulding-us.com	1	0.00%	4
	grandcanyontrust.org	1	0.00%	1
	clearviewcatv.net	1	0.00%	1
	missoula.mt.us	1	0.00%	1
	parcelinsight.com	1	0.00%	1
	az.com	1	0.00%	1
	wienerandlambka.com	1	0.00%	1
	wadsnet.net	1	0.00%	1
	taliessin.net	1	0.00%	1
	douglas.co.us	1	0.00%	1
	core.net	1	0.00%	2
■ 27.	Verizon Internet Services	402	0.35%	1,106
	verizon.net	391	0.34%	1,049
	Unresolved IP Address	8	0.01%	52
	cambria.pa.us	1	0.00%	1
	fema.gov	1	0.00%	3
	decvar.org	1	0.00%	1
■ 28.	UUNET Technologies, Inc.	397	0.35%	1,749
	Unresolved IP Address	303	0.27%	1,432
	uu.net	24	0.02%	74

	Organization Domain Name	Visits	% Visits	Hits
	static-ip.ravand.ca	10	0.01%	68
	ask.com	8	0.01%	22
	alter.net	6	0.01%	10
	cableone.net	5	0.00%	23
	versar.com	5	0.00%	6
	wideopenwest.com	4	0.00%	5
	rmtinc.com	4	0.00%	5
	nrdc.org	3	0.00%	39
	wildblue.net	2	0.00%	2
	gtcom.net	2	0.00%	16
	rr.com	2	0.00%	3
	greenmtn.edu	2	0.00%	3
	southslope.net	1	0.00%	1
	idleaire.com	1	0.00%	2
	grande.com	1	0.00%	1
	effingham.net	1	0.00%	2
	wnj.com	1	0.00%	2
	ihmsisters.org	1	0.00%	2
	galaxycable.net	1	0.00%	4
	hipercon-llc.com	1	0.00%	4
	lmtc.net	1	0.00%	12
	tor2.wcom.ca	1	0.00%	1
	honeywell.com	1	0.00%	3
	ussignalcom.net	1	0.00%	1
	petroleumtraders.com	1	0.00%	1
	ardmore.net	1	0.00%	2
	ccfr.org	1	0.00%	1
	amtelecom.net	1	0.00%	1
	smiths-group.com	1	0.00%	1
■ 29.	Comcast Cable Communications, Inc	392	0.34%	969
	comcast.net	390	0.34%	966
	Unresolved IP Address	2	0.00%	3
■ 30.	Google Inc.	385	0.34%	924
	Unresolved IP Address	328	0.29%	851
	google.com	57	0.05%	73
■ 31.	NIB	367	0.32%	1,225
	Unresolved IP Address	345	0.30%	1,173
	bsnl.co.in	22	0.02%	52
■ 32.	Videsh Sanchar Nigam Ltd - India.	353	0.31%	1,004
	vsnl.net.in	256	0.22%	654

	Organization Domain Name	Visits	% Visits	Hits
	Unresolved IP Address	40	0.04%	130
	iitm.ac.in	23	0.02%	146
	eth.net	16	0.01%	30
	vssc.gov.in	4	0.00%	18
	vsnl.net	3	0.00%	4
	iuc.res.in	2	0.00%	2
	jncasr.ac.in	2	0.00%	2
	barc.ernet.in	2	0.00%	4
	ncbs.res.in	1	0.00%	2
	tcs.co.in	1	0.00%	1
	boseinst.ac.in	1	0.00%	1
	nii.res.in	1	0.00%	1
	iacs.res.in	1	0.00%	9
■ 33.	Verizon Internet Services Inc.	342	0.30%	1,026
	verizon.net	340	0.30%	1,024
	flurybryant.com	1	0.00%	1
	doopal.com	1	0.00%	1
■ 34.	Adelphia	341	0.30%	956
	adelphia.net	335	0.29%	935
	Unresolved IP Address	6	0.01%	21
■ 35.	CHINANET beijing province network	320	0.28%	435
	Unresolved IP Address	319	0.28%	423
	bjtelecom.net	1	0.00%	12
■ 36.	University of Wisconsin	305	0.27%	894
	Unresolved IP Address	178	0.16%	593
	wisc.edu	117	0.10%	290
	wiscnet.net	8	0.01%	9
	k12.wi.us	2	0.00%	2
■ 37.	Level 3 Communications, Inc.	303	0.27%	747
	Level3.net	170	0.15%	372
	ev1servers.net	105	0.09%	335
	Unresolved IP Address	9	0.01%	12
	halliburton.com	6	0.01%	9
	warpdriveonline.com	4	0.00%	6
	atmc.net	2	0.00%	5
	broward.edu	2	0.00%	2
	lexcominc.net	1	0.00%	1
	ufl.edu	1	0.00%	1
	unitedwater.org	1	0.00%	1
	vermontel.net	1	0.00%	2

	Organization Domain Name	Visits	% Visits	Hits
	gte.net	1	0.00%	1
■ 38.	University of California, Davis	303	0.27%	968
	ucdavis.edu	163	0.14%	469
	Unresolved IP Address	140	0.12%	499
■ 39.	Pacific Bell Internet Services	302	0.27%	845
	pacbell.net	83	0.07%	204
	Unresolved IP Address	54	0.05%	236
	optonline.net	23	0.02%	68
	washington.edu	22	0.02%	67
	tds.net	15	0.01%	46
	hws.edu	14	0.01%	24
	nctv.com	14	0.01%	29
	mindspring.com	10	0.01%	29
	sbcglobal.net	8	0.01%	13
	gwtc.net	7	0.01%	25
	clearwire-dns.net	5	0.00%	9
	twtelecom.net	4	0.00%	5
	mecdc.net	3	0.00%	3
	o1.com	3	0.00%	6
	usfamily.net	3	0.00%	4
	surewest.net	2	0.00%	2
	elknet.net	2	0.00%	2
	humboldt1.com	2	0.00%	9
	choiceone.net	2	0.00%	3
	lightpath.net	2	0.00%	2
	skybest.com	2	0.00%	3
	mntel.net	2	0.00%	2
	srtc.com	2	0.00%	4
	morehouse.edu	2	0.00%	3
	dlfclawyers.com	1	0.00%	1
	sidwater.org	1	0.00%	1
	maharam.com	1	0.00%	1
	utahisp.com	1	0.00%	1
	sonic.net	1	0.00%	1
	wiline.com	1	0.00%	2
	speednetllc.com	1	0.00%	30
	characterfirst.com	1	0.00%	1
	privatedns.com	1	0.00%	1
	dst.ca.us	1	0.00%	2
	wiffee.com	1	0.00%	1

	Organization Domain Name	Visits	% Visits	Hits
	abac.net	1	0.00%	1
	unused	1	0.00%	1
	itsnpt.com	1	0.00%	1
	cernel.net	1	0.00%	1
	k12.ca.us	1	0.00%	1
40.	AiNET Hosting Operations	299	0.26%	394
	ai.net	299	0.26%	394
41.	Google Inc	290	0.25%	14,610
	googlebot.com	290	0.25%	14,610
42.	TeraSource	282	0.25%	662
	Unresolved IP Address	282	0.25%	662
43.	University of Washington	268	0.24%	953
	washington.edu	241	0.21%	766
	Unresolved IP Address	27	0.02%	187
44.	Easten Network Co.	251	0.22%	292
	Unresolved IP Address	251	0.22%	292
45.	University of Michigan -- ITD	240	0.21%	688
	umich.edu	215	0.19%	639
	Unresolved IP Address	25	0.02%	49
46.	University of California at Berkeley	238	0.21%	768
	Berkeley.EDU	236	0.21%	766
	Unresolved IP Address	2	0.00%	2
47.	Michigan State University	237	0.21%	973
	msu.edu	194	0.17%	896
	Unresolved IP Address	43	0.04%	77
48.	LookSmart International Pty Ltd	235	0.21%	1,460
	looksmart.com	235	0.21%	1,460
49.	Pennsylvania State University	232	0.20%	629
	psu.edu	176	0.15%	450
	Unresolved IP Address	56	0.05%	179
50.	Earthlink, Inc.	227	0.20%	523
	mindspring.com	185	0.16%	433
	earthlink.net	36	0.03%	80
	Unresolved IP Address	6	0.01%	10
51.	University of Arizona	227	0.20%	653
	arizona.edu	148	0.13%	384
	Unresolved IP Address	78	0.07%	268
	hon040	1	0.00%	1
52.	National Internet Backbone	225	0.20%	715
	Unresolved IP Address	204	0.18%	647

	Organization Domain Name	Visits	% Visits	Hits
	nitk.ac.in	7	0.01%	13
	nio.org	5	0.00%	6
	isical.ac.in	2	0.00%	4
	sail-bhilaisteel.com	2	0.00%	3
	iiita.ac.in	2	0.00%	2
	thirumalaichemicals.com	1	0.00%	1
	ac.in	1	0.00%	3
	rgcb.res.in	1	0.00%	36
■ 53.	Southwestern Bell Internet Services, Inc.	218	0.19%	507
	swbell.net	62	0.05%	175
	seureserver.net	39	0.03%	55
	Unresolved IP Address	36	0.03%	66
	mindspring.com	8	0.01%	13
	round-rock.tx.us	7	0.01%	22
	epix.net	5	0.00%	10
	kaballero.com	5	0.00%	12
	sbcglobal.net	4	0.00%	4
	midco.net	4	0.00%	25
	k12.oh.us	3	0.00%	4
	sonic.net	3	0.00%	9
	dreamhost.com	3	0.00%	3
	fuse.net	3	0.00%	4
	softlayer.com	3	0.00%	7
	dslextreme.com	2	0.00%	4
	customer-reverse-entry.208.96.3.133	2	0.00%	2
	208.lnoca	2	0.00%	2
	comporium.net	2	0.00%	2
	dejazzd.com	2	0.00%	6
	k12.fl.us	2	0.00%	3
	zhonka.net	2	0.00%	2
	lpbroadband.com	2	0.00%	2
	scoca.org	2	0.00%	2
	esc2.net	2	0.00%	4
	northwind-inc.com	1	0.00%	27
	in-addr.arpa	1	0.00%	2
	stpsb.org	1	0.00%	1
	blacklotus.net	1	0.00%	1
	california.com	1	0.00%	1
	bigbend.net	1	0.00%	5
	ldial.com	1	0.00%	1

	Organization Domain Name	Visits	% Visits	Hits
	fibersphere.net	1	0.00%	1
	lgca.org	1	0.00%	1
	sunwave.net	1	0.00%	7
	canutillo-isd.org	1	0.00%	3
	barrettxplore.com	1	0.00%	14
	fmtc.com	1	0.00%	5
■ 54.	Internet Assigned Numbers Authority	217	0.19%	639
	Unresolved IP Address	75	0.07%	312
	barak-online.net	11	0.01%	18
	netvision.net.il	8	0.01%	14
	singnet.com.sg	7	0.01%	19
	agava.net	7	0.01%	12
	bti.net.ph	6	0.01%	6
	pppoe.mtu-net.ru	5	0.00%	52
	ntlworld.ie	5	0.00%	6
	dsl.hol.gr	4	0.00%	38
	homechoice.net	4	0.00%	5
	sbb.co.yu	4	0.00%	5
	net.t-com.hr	4	0.00%	14
	abo.wanadoo.fr	3	0.00%	4
	net.novis.pt	3	0.00%	6
	ocn.ne.jp	3	0.00%	4
	bih.net.ba	3	0.00%	19
	internetserviceteam.com	3	0.00%	4
	telia.com	3	0.00%	5
	acesso.oni.pt	3	0.00%	3
	dsl.club-internet.fr	2	0.00%	5
	dsl.iskon.hr	2	0.00%	4
	b.astral.ro	2	0.00%	2
	Home.ran.ro	2	0.00%	2
	hinet.net	2	0.00%	3
	34.crowley.pl	2	0.00%	2
	m.pppool.de	2	0.00%	2
	estnet.bg	1	0.00%	1
	91-127-0.t-com.sk	1	0.00%	1
	ip14.fastwebnet.it	1	0.00%	2
	plala.or.jp	1	0.00%	1
	r.pppool.de	1	0.00%	1
	rutland.sch.uk	1	0.00%	1
	chello.pl	1	0.00%	1

	Organization Domain Name	Visits	% Visits	Hits
	dialup.mts-nn.ru	1	0.00%	1
	q.pppool.de	1	0.00%	1
	25.smanet.ro	1	0.00%	1
	ph.upcnet.ro	1	0.00%	1
	comtechbg.net	1	0.00%	1
	wired.ro	1	0.00%	1
	versanet.de	1	0.00%	1
	pool.einsundeins.de	1	0.00%	1
	o.pppool.de	1	0.00%	6
	p.pppool.de	1	0.00%	1
	kern.com.au	1	0.00%	1
	linkexplore.ro	1	0.00%	4
	asahi-net.or.jp	1	0.00%	1
	91-127-97.t-com.sk	1	0.00%	1
	dunaweb.hu	1	0.00%	1
	freenet.com.ua	1	0.00%	1
	18.crowley.pl	1	0.00%	1
■ 55.	Oregon State University	215	0.19%	689
	oregonstate.edu	176	0.15%	606
	ORST.EDU	32	0.03%	64
	Unresolved IP Address	7	0.01%	19
■ 56.	Cornell University	208	0.18%	782
	cornell.edu	199	0.17%	691
	Unresolved IP Address	7	0.01%	88
	nsdl.org	2	0.00%	3
■ 57.	Covad Communications Company	207	0.18%	707
	covad.net	196	0.17%	624
	bottledwater.org	3	0.00%	25
	nscs.org	1	0.00%	5
	skiarch.com	1	0.00%	2
	infosyslabs.com	1	0.00%	3
	soctech.com	1	0.00%	2
	headroyce.org	1	0.00%	1
	svensson.org	1	0.00%	1
	intarch.com	1	0.00%	30
	Unresolved IP Address	1	0.00%	14
■ 58.	Ask Jeeves Inc.	206	0.18%	2,164
	ask.com	168	0.15%	2,103
	Unresolved IP Address	38	0.03%	61
■ 59.	DELEGATED BLOCK	205	0.18%	271

	Organization Domain Name	Visits	% Visits	Hits
	exabot.com	205	0.18%	271
60.	Yale University	205	0.18%	753
	yale.edu	187	0.16%	667
	Unresolved IP Address	18	0.02%	86
61.	ThePlanet.com Internet Services, Inc.	199	0.17%	353
	theplanet.com	161	0.14%	310
	tugaservers.com	33	0.03%	33
	sensationalcaliber.com	2	0.00%	3
	netconcepts.com	1	0.00%	3
	pilotservers.com	1	0.00%	1
	clickhosting.co.uk	1	0.00%	3
62.	University of North Carolina	199	0.17%	676
	unc.edu	176	0.15%	628
	Unresolved IP Address	23	0.02%	48
63.	University of Florida	193	0.17%	505
	ufl.edu	179	0.16%	479
	Unresolved IP Address	14	0.01%	26
64.	RIPE NCC	193	0.17%	503
	Unresolved IP Address	71	0.06%	167
	as9105.com	42	0.04%	154
	rima-tde.net	21	0.02%	31
	ttnet.net.tr	11	0.01%	24
	bezeqint.net	9	0.01%	12
	arcor-ip.net	9	0.01%	18
	ppp.tiscali.fr	3	0.00%	3
	business.telecomitalia.it	3	0.00%	12
	elisa-laajakaista.fi	3	0.00%	10
	broadband5.iol.cz	2	0.00%	2
	apoy.dnainternet.fi	1	0.00%	6
	onsnetnueen.nl	1	0.00%	1
	tvitel.pt	1	0.00%	1
	broadband7.iol.cz	1	0.00%	2
	zen.co.uk	1	0.00%	2
	cegetel.net	1	0.00%	1
	superkabel.de	1	0.00%	1
	clients.your-server.de	1	0.00%	1
	1blu.de	1	0.00%	1
	063.chello.no	1	0.00%	1
	proxad.net	1	0.00%	41
	dsl.libello.mc	1	0.00%	2

	Organization Domain Name	Visits	% Visits	Hits
	inaddr.intergenia.de	1	0.00%	3
	san.ru	1	0.00%	1
	bb.online.no	1	0.00%	1
	dhcp.clearwire.dk	1	0.00%	1
	caucasus.net	1	0.00%	1
	adsl.vol.cz	1	0.00%	2
	highway.telekom.at	1	0.00%	1
■ 65.	North Carolina State University	191	0.17%	591
	ncsu.edu	183	0.16%	570
	Unresolved IP Address	5	0.00%	16
	rti.org	2	0.00%	4
	ncstate.net	1	0.00%	1
■ 66.	Road Runner-Commercial	188	0.17%	436
	rr.com	164	0.14%	385
	intera.com	3	0.00%	3
	une.edu	2	0.00%	3
	sti-tech.com	2	0.00%	2
	citrus.fl.us	2	0.00%	8
	cfcc.edu	2	0.00%	4
	kcwa.com	1	0.00%	13
	twalb.com	1	0.00%	1
	industrialreports.com	1	0.00%	2
	modulatorgroup.com	1	0.00%	1
	panelogic.com	1	0.00%	3
	poundwall.com	1	0.00%	1
	mitc.com	1	0.00%	1
	gilbertlaw.biz	1	0.00%	1
	moc.edu	1	0.00%	1
	Unresolved IP Address	1	0.00%	1
	wswheboces.org	1	0.00%	1
	fairchildsemi.com	1	0.00%	4
	K12.NC.US	1	0.00%	1
■ 67.	Harvard University	183	0.16%	568
	harvard.edu	151	0.13%	492
	Unresolved IP Address	28	0.02%	67
	caregroup.org	3	0.00%	8
	partners.org	1	0.00%	1
■ 68.	Arizona State University	182	0.16%	641
	asu.edu	130	0.11%	480
	Unresolved IP Address	52	0.05%	161

	Organization Domain Name	Visits	% Visits	Hits
69.	Colorado State University	180	0.16%	805
	colostate.edu	155	0.14%	706
	Unresolved IP Address	24	0.02%	94
	rick143eh	1	0.00%	5
70.	Comcast Cable Communications Holdings, Inc	178	0.16%	696
	comcast.net	177	0.16%	693
	Unresolved IP Address	1	0.00%	3
71.	University of Minnesota	177	0.16%	507
	umn.edu	162	0.14%	469
	Unresolved IP Address	15	0.01%	38
72.	University of California, Riverside	173	0.15%	1,295
	ucr.edu	112	0.10%	1,020
	Unresolved IP Address	48	0.04%	151
	enr.local	13	0.01%	124
73.	Adelphia Communications Corp.	172	0.15%	507
	adelphia.net	171	0.15%	506
	pt-sd.org	1	0.00%	1
74.	Ohio State University	172	0.15%	471
	ohio-state.edu	119	0.10%	290
	Unresolved IP Address	41	0.04%	137
	osumc.edu	12	0.01%	44
75.	Texas A&M University	166	0.15%	498
	tamu.edu	146	0.13%	446
	Unresolved IP Address	19	0.02%	51
	tamus.edu	1	0.00%	1
76.	Virginia Tech CNS	161	0.14%	421
	vt.edu	157	0.14%	407
	Unresolved IP Address	4	0.00%	14
77.	University of Illinois at Urbana Champaign	161	0.14%	426
	uiuc.edu	161	0.14%	426
78.	RCN	159	0.14%	448
	rcn.com	154	0.14%	421
	rpa.org	2	0.00%	13
	stsebs.org	1	0.00%	1
	globalinsight.com	1	0.00%	1
	natgun.com	1	0.00%	12
79.	Duke University	154	0.14%	545
	duke.edu	149	0.13%	517
	Unresolved IP Address	5	0.00%	28

	Organization Domain Name	Visits	% Visits	Hits
80.	University of Texas at Austin	154	0.14%	435
	utexas.edu	154	0.14%	435
81.	Georgia Institute of Technology	148	0.13%	679
	gatech.edu	132	0.12%	647
	Unresolved IP Address	11	0.01%	24
	bc-	3	0.00%	3
	uhlik	1	0.00%	3
	orndorff	1	0.00%	2
82.	ServerBeach	147	0.13%	200
	Unresolved IP Address	69	0.06%	80
	answers.com	67	0.06%	72
	poly9.com	11	0.01%	48
83.	University of Georgia	146	0.13%	456
	Unresolved IP Address	85	0.07%	271
	uga.edu	61	0.05%	185
84.	Columbia University	144	0.13%	418
	columbia.edu	144	0.13%	418
85.	University of California, Santa Barbara	141	0.12%	423
	ucsb.edu	112	0.10%	312
	Unresolved IP Address	29	0.03%	111
86.	University of California at San Diego	139	0.12%	309
	ucsd.edu	102	0.09%	217
	Unresolved IP Address	37	0.03%	92
87.	FRANCE TELECOM	139	0.12%	1,408
	fti.net	93	0.08%	143
	abo.wanadoo.fr	44	0.04%	1,263
	static-ip.oleane.fr	2	0.00%	2
88.	University of Maryland	138	0.12%	365
	umd.edu	115	0.10%	318
	Unresolved IP Address	23	0.02%	47
89.	University of Massachusetts	134	0.12%	446
	umass.edu	133	0.12%	442
	umassp.edu	1	0.00%	4
90.	Purdue University	133	0.12%	594
	purdue.edu	132	0.12%	593
	Unresolved IP Address	1	0.00%	1
91.	Stanford University Network	133	0.12%	5,263
	Stanford.EDU	133	0.12%	5,263
92.	Shaw CableSystems G.P.	128	0.11%	325
	shawcable.net	113	0.10%	300

	Organization Domain Name	Visits	% Visits	Hits
	Unresolved IP Address	15	0.01%	25
■ 93.	IP pools	125	0.11%	406
	btcentralplus.com	122	0.11%	403
	btopenworld.com	3	0.00%	3
■ 94.	University of Colorado	123	0.11%	338
	colorado.edu	122	0.11%	335
	Unresolved IP Address	1	0.00%	3
■ 95.	University of South Florida	123	0.11%	374
	usf.edu	99	0.09%	308
	Unresolved IP Address	23	0.02%	64
	tihar	1	0.00%	2
■ 96.	XO Communications, Inc	122	0.11%	467
	xo.net	73	0.06%	270
	Unresolved IP Address	13	0.01%	48
	choicecable.net	6	0.01%	13
	strategyinstitute.com	2	0.00%	2
	dialcpa.com	2	0.00%	32
	freightdesk.net	2	0.00%	4
	acnenergy.com	2	0.00%	14
	cia.com	2	0.00%	4
	aerodyne.com	2	0.00%	12
	roycebuilders.com	1	0.00%	1
	teksavvy.com	1	0.00%	1
	science.org	1	0.00%	7
	mdv.com	1	0.00%	3
	gsiboat.com	1	0.00%	4
	kcls.org	1	0.00%	2
	iutox.org	1	0.00%	2
	evenlink.com	1	0.00%	25
	nice.com	1	0.00%	3
	cablemodem.vdn.ca	1	0.00%	1
	tru.ca	1	0.00%	1
	gomoorhead.com	1	0.00%	2
	nwmi.net	1	0.00%	1
	cnetwork.com	1	0.00%	1
	residential.vdn.ca	1	0.00%	1
	candlelight.ca	1	0.00%	1
	pa.net	1	0.00%	11
	jdgcommunications.com	1	0.00%	1

	Organization Domain Name	Visits	% Visits	Hits
97.	National Aeronautics and Space Administration	122	0.11%	212
	nasa.gov	108	0.09%	173
	Unresolved IP Address	14	0.01%	39
98.	Massachusetts Institute of Technology	120	0.11%	341
	MIT.EDU	108	0.09%	298
	Unresolved IP Address	11	0.01%	42
	w3.org	1	0.00%	1
99.	CNCGroup FuJian province network	120	0.11%	122
	Unresolved IP Address	120	0.11%	122
100.	Reliance Infocom Ltd.	119	0.10%	403
	Unresolved IP Address	111	0.10%	369
	da-iict.org	3	0.00%	3
	res.in	1	0.00%	1
	unilever.com	1	0.00%	1
	bhu.ac.in	1	0.00%	25
	aniin.com	1	0.00%	1
	cmcvellore.ac.in	1	0.00%	3
101.	The University of Montana	118	0.10%	327
	umontana.edu	118	0.10%	327
102.	University of Virginia	117	0.10%	332
	Virginia.EDU	94	0.08%	290
	Unresolved IP Address	22	0.02%	36
	K12.VA.US	1	0.00%	6
103.	Rutgers University	117	0.10%	506
	Rutgers.EDU	107	0.09%	459
	Unresolved IP Address	10	0.01%	47
104.	AfriNIC - www.afrinic.net	117	0.10%	463
	tedata.net	44	0.04%	317
	saix.net	20	0.02%	24
	Unresolved IP Address	18	0.02%	52
	netcomng.com	6	0.01%	12
	iam.net.ma	5	0.00%	12
	telecomplus.net	5	0.00%	24
	isnet.net	4	0.00%	5
	catie.ac.cr	3	0.00%	4
	ct.co.cr	2	0.00%	2
	racsaco.cr	2	0.00%	2
	uzulu.ac.za	2	0.00%	2
	uveritas.ac.cr	1	0.00%	1

	Organization Domain Name	Visits	% Visits	Hits
	co.tt	1	0.00%	1
	co.cr	1	0.00%	1
	uwc.ac.za	1	0.00%	1
	dts.mg	1	0.00%	2
	accesskenya.com	1	0.00%	1
■ 105.	Sprint - Advanced Network Services	116	0.10%	413
	embarqhsd.net	109	0.10%	296
	Unresolved IP Address	4	0.00%	114
	MOLAmerica.com	1	0.00%	1
	embarqservices.net	1	0.00%	1
	citrusandallied.com	1	0.00%	1
■ 106.	University of California, Irvine	115	0.10%	377
	uci.edu	114	0.10%	376
	Unresolved IP Address	1	0.00%	1
■ 107.	University of Tennessee	114	0.10%	355
	utk.edu	69	0.06%	208
	Unresolved IP Address	44	0.04%	146
	tbp.org	1	0.00%	1
■ 108.	Satyam Infoway Limited	114	0.10%	339
	sify.net	113	0.10%	338
	hspp.com	1	0.00%	1
■ 109.	Community of Science	108	0.09%	222
	cos.com	108	0.09%	222
■ 110.	Research Triangle Institute	108	0.09%	302
	rti.org	108	0.09%	302
■ 111.	University of Hawaii	107	0.09%	417
	hawaii.edu	59	0.05%	230
	Unresolved IP Address	47	0.04%	186
	htdc.org	1	0.00%	1
■ 112.	UNIVERSITY OF IDAHO	105	0.09%	482
	uidaho.edu	85	0.07%	404
	Unresolved IP Address	20	0.02%	78
■ 113.	Universitaet des Saarlandes, Saarbruecken	105	0.09%	121
	coli.uni-saarland.de	103	0.09%	119
	botanik.uni-saarland.de	1	0.00%	1
	pharma.uni-sb.de	1	0.00%	1
■ 114.	University of California, Santa Cruz	105	0.09%	299
	ucsc.edu	105	0.09%	299
■ 115.	University of California, Los Angeles	103	0.09%	403
	UCLA.EDU	72	0.06%	301

	Organization Domain Name	Visits	% Visits	Hits
	Unresolved IP Address	31	0.03%	102
■ 116.	Michigan Technological University	102	0.09%	325
	mtu.edu	99	0.09%	317
	Unresolved IP Address	3	0.00%	8
■ 117.	Time Warner Telecom	100	0.09%	378
	twtelecom.net	70	0.06%	326
	btas.com	7	0.01%	14
	bakersfield.ca.us	3	0.00%	4
	Unresolved IP Address	3	0.00%	5
	celeritynetworks.com	2	0.00%	2
	divsys.com	1	0.00%	1
	kern.ca.us	1	0.00%	1
	footlocker.com	1	0.00%	1
	wenet.com	1	0.00%	6
	securecomputing.com	1	0.00%	1
	plugpower.com	1	0.00%	2
	familycareinc.org	1	0.00%	2
	nsshawaii.com	1	0.00%	3
	ctconline.com	1	0.00%	1
	tblc.org	1	0.00%	1
	reesewholesale.com	1	0.00%	1
	ohiohealth.com	1	0.00%	2
	vtc.net	1	0.00%	2
	hi808.net	1	0.00%	2
	alpha-gamma.com	1	0.00%	1
■ 118.	Iowa State University	99	0.09%	307
	iastate.edu	87	0.08%	288
	Unresolved IP Address	12	0.01%	19
■ 119.	Kimball Midwest	99	0.09%	1,270
	twtelecom.net	99	0.09%	1,270
■ 120.	Oklahoma State University	98	0.09%	212
	okstate.edu	86	0.08%	188
	Unresolved IP Address	12	0.01%	24
■ 121.	Frontier Information Technologies INC	97	0.09%	355
	frontiernet.net	36	0.03%	85
	alexa.com	25	0.02%	137
	Unresolved IP Address	17	0.01%	38
	idahohotzone.net	3	0.00%	5
	metro-region.org	2	0.00%	3
	sorensoncap.com	2	0.00%	3

	Organization Domain Name	Visits	% Visits	Hits
	hdwtrs.com	2	0.00%	61
	wmsservices.com	1	0.00%	3
	keyoncom.net	1	0.00%	5
	peci.org	1	0.00%	1
	aznetgate.net	1	0.00%	2
	ev1.net	1	0.00%	1
	abcinfo.org	1	0.00%	4
	sdps.org	1	0.00%	1
	globalcoms.com	1	0.00%	2
	synergydsl.com	1	0.00%	2
	ecovation.com	1	0.00%	2
■ 122.	PROVIDER	95	0.08%	200
	Unresolved IP Address	38	0.03%	58
	auna.net	18	0.02%	42
	awalnet.net.sa	6	0.01%	8
	aloola.sy	5	0.00%	18
	omantel.net.om	3	0.00%	3
	squ.edu.om	3	0.00%	16
	cafe.tg	3	0.00%	3
	aub.edu.lb	3	0.00%	9
	bredband.comhem.se	2	0.00%	2
	ip.zebra.lt	2	0.00%	3
	otenet.gr	1	0.00%	1
	132.cyberia.jo	1	0.00%	3
	msc.es	1	0.00%	2
	e-brno.net	1	0.00%	21
	zagzav.net	1	0.00%	1
	dsl-static.scarlet.be	1	0.00%	1
	divona.net	1	0.00%	1
	isp.belgacom.be	1	0.00%	1
	zebra.lt	1	0.00%	1
	kenyaweb.com	1	0.00%	1
	adsl.intred.it	1	0.00%	4
	londonlink.net	1	0.00%	1
■ 123.	Layered Technologies, Inc.	95	0.08%	475
	onfirehosting.net	76	0.07%	101
	maxamine.net	12	0.01%	367
	layeredtech.com	4	0.00%	4
	reversedns.resolve.ru	3	0.00%	3
■ 124.	Carnegie-Mellon University	95	0.08%	277

	Organization Domain Name	Visits	% Visits	Hits
	cmu.edu	83	0.07%	239
	Unresolved IP Address	12	0.01%	38
■ 125.	Inktomi Corporation	94	0.08%	3,248
	yahoo.com	94	0.08%	3,248
■ 126.	University of Maine System	93	0.08%	336
	maine.edu	93	0.08%	336
■ 127.	America OnLine	93	0.08%	187
	aol.com	93	0.08%	187
■ 128.	University of Iowa	92	0.08%	356
	uiowa.edu	86	0.08%	329
	Unresolved IP Address	6	0.01%	27
■ 129.	Johns Hopkins University	92	0.08%	389
	jhu.edu	39	0.03%	200
	jhspu.edu	29	0.03%	111
	Unresolved IP Address	24	0.02%	78
■ 130.	Become Inc.	91	0.08%	399
	become.com	91	0.08%	399
■ 131.	Indiana University	91	0.08%	218
	indiana.edu	79	0.07%	186
	Unresolved IP Address	11	0.01%	31
	iu.edu	1	0.00%	1
■ 132.	Telewest HSD Platform	91	0.08%	136
	blueyonder.co.uk	91	0.08%	136
■ 133.	Ministry of Education Computer Center	90	0.08%	365
	Unresolved IP Address	22	0.02%	79
	tp1rc.edu.tw	20	0.02%	66
	tp2rc.edu.tw	12	0.01%	39
	tnrc.edu.tw	8	0.01%	45
	npust.edu.tw	4	0.00%	5
	ntust.edu.tw	3	0.00%	4
	cmu.edu.tw	2	0.00%	27
	ccu.edu.tw	2	0.00%	21
	in-addr.arpa	2	0.00%	14
	vghtpe.gov.tw	2	0.00%	2
	kmu.edu.tw	2	0.00%	2
	sinica.edu.tw	2	0.00%	3
	ttu.edu.tw	1	0.00%	40
	dwu.edu.tw	1	0.00%	8
	ntnu.edu.tw	1	0.00%	2
	ym.edu.tw	1	0.00%	1

	Organization Domain Name	Visits	% Visits	Hits
	ncit.edu.tw	1	0.00%	1
	nsrrc.org.tw	1	0.00%	1
	ntut.edu.tw	1	0.00%	3
	cyu.edu.tw	1	0.00%	1
	ncu.edu.tw	1	0.00%	1
■ 134.	Texas Parks & Wildlife Department	90	0.08%	107
	state.tx.us	89	0.08%	106
	Unresolved IP Address	1	0.00%	1
■ 135.	D. A. Cox Enterprises, Incorporated	90	0.08%	222
	cox.net	66	0.06%	148
	dslextreme.com	10	0.01%	30
	gmavt.net	6	0.01%	10
	Unresolved IP Address	3	0.00%	18
	nordicmuseum.org	1	0.00%	5
	coxinet.net	1	0.00%	1
	calljensen.com	1	0.00%	2
	pbsenv.com	1	0.00%	2
	ptr.terago.ca	1	0.00%	6
■ 136.	Woods Hole Oceanographic Institution	88	0.08%	259
	whoi.edu	75	0.07%	225
	MBL.EDU	6	0.01%	11
	usgs.gov	3	0.00%	3
	whoi.net	2	0.00%	4
	Unresolved IP Address	2	0.00%	16
■ 137.	Washington State University	88	0.08%	227
	wsu.edu	85	0.07%	222
	Unresolved IP Address	3	0.00%	5
■ 138.	Louisiana State University	88	0.08%	213
	lsu.edu	69	0.06%	154
	Unresolved IP Address	19	0.02%	59
■ 139.	University of South Carolina	88	0.08%	228
	Unresolved IP Address	48	0.04%	110
	sc.edu	40	0.04%	118
■ 140.	Montana State University	87	0.08%	263
	montana.edu	85	0.07%	255
	Unresolved IP Address	2	0.00%	8
■ 141.	stanford university	87	0.08%	308
	stanford.edu	87	0.08%	308
■ 142.	University of Delaware	85	0.07%	224
	udel.edu	85	0.07%	224

	Organization Domain Name	Visits	% Visits	Hits
■ 143.	Comite Gestor da Internet no Brasil	84	0.07%	250
	telesp.net.br	25	0.02%	41
	brasiltelecom.net.br	13	0.01%	44
	Unresolved IP Address	8	0.01%	9
	virtua.com.br	8	0.01%	8
	veloxzone.com.br	7	0.01%	11
	gvt.net.br	7	0.01%	21
	telemar.net.br	3	0.00%	3
	megazon.com.br	2	0.00%	3
	ctbcnetsuper.com.br	1	0.00%	1
	tdatabrasil.net.br	1	0.00%	1
	unisc.br	1	0.00%	1
	cnpdia.embrapa.br	1	0.00%	85
	biologia.uff.br	1	0.00%	3
	odontologia.uff.br	1	0.00%	9
	wnetrj.com.br	1	0.00%	1
	simepar.br	1	0.00%	1
	geografia.uff.br	1	0.00%	2
	itm.net.br	1	0.00%	5
	inpa.gov.br	1	0.00%	1
■ 144.	Websense	84	0.07%	85
	twtelecom.net	84	0.07%	85
■ 145.	Picsearch AB	84	0.07%	147
	picsearch.com	84	0.07%	147
■ 146.	Kansas State University	82	0.07%	328
	Unresolved IP Address	41	0.04%	170
	ksu.edu	38	0.03%	153
	k-state.net	3	0.00%	5
■ 147.	Princeton University	81	0.07%	218
	Princeton.EDU	81	0.07%	218
■ 148.	Internet Allegiance, Inc.	81	0.07%	241
	algx.net	71	0.06%	209
	implantsciences.com	3	0.00%	4
	icta.org	2	0.00%	21
	illington.com	1	0.00%	1
	Unresolved IP Address	1	0.00%	1
	kiffanalytical.com	1	0.00%	1
	iucnus.org	1	0.00%	3
	pci-intl.com	1	0.00%	1
■ 149.	Hughes Network Systems	81	0.07%	194

	Organization Domain Name	Visits	% Visits	Hits
	direcpc.com	81	0.07%	194
■ 150.	Mediacom Communications Corp	81	0.07%	227
	mchsi.com	81	0.07%	227
■ 151.	AT&T Corp.	79	0.07%	226
	mchsi.com	41	0.04%	131
	Unresolved IP Address	26	0.02%	65
	pirnie.com	2	0.00%	4
	healthnow.org	1	0.00%	1
	att.net	1	0.00%	2
	i29.net	1	0.00%	1
	ffres.net	1	0.00%	1
	ircache.net	1	0.00%	1
	chordiant.com	1	0.00%	1
	wayport.net	1	0.00%	9
	brentind.com	1	0.00%	1
	cablerocket.net	1	0.00%	4
	paonia.com	1	0.00%	5
■ 152.	University of Illinois at Chicago	78	0.07%	184
	uic.edu	77	0.07%	183
	Unresolved IP Address	1	0.00%	1
■ 153.	USDA Office of Operations	78	0.07%	146
	Unresolved IP Address	52	0.05%	100
	fs.fed.us	17	0.01%	27
	usda.gov	9	0.01%	19
■ 154.	Ameritech	78	0.07%	682
	ameritech.net	48	0.04%	177
	Unresolved IP Address	19	0.02%	162
	sbcglobal.net	7	0.01%	298
	nanophase.com	3	0.00%	44
	k12.wi.us	1	0.00%	1
■ 155.	Florida International University	77	0.07%	177
	fiu.edu	70	0.06%	168
	Unresolved IP Address	7	0.01%	9
■ 156.	Northwestern University	76	0.07%	235
	northwestern.edu	76	0.07%	235
■ 157.	Ethiopian Telecommunication corporation	76	0.07%	118
	Unresolved IP Address	75	0.07%	117
	crsethiopia.org.et	1	0.00%	1
■ 158.	Boston University	76	0.07%	232
	bu.edu	53	0.05%	129

	Organization Domain Name	Visits	% Visits	Hits
	Unresolved IP Address	23	0.02%	103
■ 159.	Education and Research Network	74	0.07%	288
	Unresolved IP Address	69	0.06%	260
	jdvu.ac.in	3	0.00%	25
	ernet.in	1	0.00%	2
	iitm.ernet.in	1	0.00%	1
■ 160.	Ameritech Electronic Commerce	73	0.06%	169
	ameritech.net	69	0.06%	160
	sbcglobal.net	2	0.00%	5
	Unresolved IP Address	1	0.00%	2
	racc2000.com	1	0.00%	2
■ 161.	Washington University	73	0.06%	176
	wustl.edu	71	0.06%	174
	Unresolved IP Address	2	0.00%	2
■ 162.	Colorado School of Mines	73	0.06%	206
	Mines.EDU	73	0.06%	206
■ 163.	Internet service provider	73	0.06%	207
	asianet.co.th	41	0.04%	76
	Unresolved IP Address	11	0.01%	15
	tri-isys.com	7	0.01%	16
	ae.net.sa	5	0.00%	6
	rivernet.com.au	4	0.00%	82
	opera-mini.net	3	0.00%	8
	pacenet-india.com	1	0.00%	2
	rainbowbd.com	1	0.00%	2
■ 164.	The University of Texas at El Paso	72	0.06%	345
	utep.edu	54	0.05%	287
	Unresolved IP Address	8	0.01%	14
	bob	6	0.01%	25
	phschem126998	1	0.00%	3
	aqrlutep	1	0.00%	10
	vaio	1	0.00%	5
	aleylab	1	0.00%	1
■ 165.	Telekom Malaysia Berhad	72	0.06%	165
	net.my	51	0.04%	127
	Unresolved IP Address	21	0.02%	38
■ 166.	University of Notre Dame	71	0.06%	196
	nd.edu	67	0.06%	188
	Unresolved IP Address	4	0.00%	8
■ 167.	TDS Telecom, TDSNET	71	0.06%	186

	Organization Domain Name	Visits	% Visits	Hits
	tds.net	66	0.06%	173
	aqua-aerobic.com	2	0.00%	8
	virent.com	1	0.00%	3
	Unresolved IP Address	1	0.00%	1
	vectech.com	1	0.00%	1
■ 168.	University of New Mexico	70	0.06%	323
	unm.edu	39	0.03%	154
	Unresolved IP Address	31	0.03%	169
■ 169.	North Carolina Research and Education Network	70	0.06%	171
	unc.edu	52	0.05%	145
	Unresolved IP Address	12	0.01%	19
	ncren.net	3	0.00%	3
	renci.org	1	0.00%	2
	iredell.nc.us	1	0.00%	1
	k12.nc.us	1	0.00%	1
■ 170.	SUNY College of Environmental Science and Forestry	70	0.06%	209
	esf.edu	62	0.05%	165
	Unresolved IP Address	8	0.01%	44
■ 171.	West Virginia University	70	0.06%	245
	Unresolved IP Address	56	0.05%	181
	wvu.edu	14	0.01%	64
■ 172.	Auburn University	69	0.06%	232
	auburn.edu	46	0.04%	129
	Unresolved IP Address	23	0.02%	103
■ 173.	MTNL CAT B ISP	68	0.06%	266
	bol.net.in	39	0.03%	164
	mtnl.net.in	26	0.02%	98
	Unresolved IP Address	3	0.00%	4
■ 174.	Bresnan Communications, LLC.	67	0.06%	210
	bresnan.net	59	0.05%	198
	Unresolved IP Address	8	0.01%	12
■ 175.	VERIZON	67	0.06%	4,268
	verizon.net	65	0.06%	4,260
	auerbach-assc.com	2	0.00%	8
■ 176.	Deutsche Telekom Online Service GmbH	66	0.06%	447
	t-dialin.net	41	0.04%	347
	dip0.t-ipconnect.de	25	0.02%	100
■ 177.	University of Maryland Center for Environmental Science	65	0.06%	157

	Organization Domain Name	Visits	% Visits	Hits
	umces.edu	61	0.05%	147
	Unresolved IP Address	4	0.00%	10
178.	Clemson University	65	0.06%	318
	clemson.edu	48	0.04%	248
	Unresolved IP Address	17	0.01%	70
179.	iPowerWeb, Inc.	64	0.06%	159
	ipowerweb.com	63	0.06%	158
	dot5hosting.com	1	0.00%	1
180.	PT. Telekomunikasi Indonesia	64	0.06%	108
	telkom.net.id	33	0.03%	57
	Unresolved IP Address	31	0.03%	51
181.	Telkom SA Ltd	63	0.06%	71
	saix.net	63	0.06%	71
182.	University of Arkansas - Fayetteville	63	0.06%	234
	uark.edu	41	0.04%	157
	Unresolved IP Address	21	0.02%	74
	renfroe.actdir	1	0.00%	3
183.	CNCGROUP Beijing province network	63	0.06%	587
	Unresolved IP Address	60	0.05%	584
	bta.net.cn	3	0.00%	3
184.	University of Cincinnati	63	0.06%	231
	uc.edu	63	0.06%	231
185.	Century Telephone Ent., Inc.	63	0.06%	151
	centurytel.net	61	0.05%	143
	Unresolved IP Address	1	0.00%	6
	k12.wi.us	1	0.00%	2
186.	TELEFONICA DE ESPANA	62	0.05%	203
	rima-tde.net	62	0.05%	203
187.	Tennessee Technological University	62	0.05%	577
	tntech.edu	51	0.04%	495
	Unresolved IP Address	11	0.01%	82
188.	Rice University	62	0.05%	177
	rice.edu	60	0.05%	174
	Unresolved IP Address	2	0.00%	3
189.	Internap Network Services	61	0.05%	8,336
	Unresolved IP Address	58	0.05%	8,312
	aecom.com	2	0.00%	23
	acsol.net	1	0.00%	1
190.	University of New Hampshire	61	0.05%	215
	unh.edu	58	0.05%	203

	Organization Domain Name	Visits	% Visits	Hits
	Unresolved IP Address	3	0.00%	12
■ 191.	Wanadoo Portails	61	0.05%	91
	fwbg2bibae01-vlan3501.woo	61	0.05%	91
■ 192.	Sympatico HSE	60	0.05%	112
	dsl.bell.ca	57	0.05%	109
	sdsl.bell.ca	3	0.00%	3
■ 193.	University of Wyoming	60	0.05%	188
	uwyo.edu	60	0.05%	188
■ 194.	University of Pennsylvania	59	0.05%	129
	upenn.edu	56	0.05%	126
	Unresolved IP Address	3	0.00%	3
■ 195.	Japan Network Information Center	59	0.05%	265
	Unresolved IP Address	30	0.03%	104
	kyushu-u.ac.jp	2	0.00%	6
	kumamoto-u.ac.jp	2	0.00%	37
	osaka-u.ac.jp	1	0.00%	1
	suzuken.co.jp	1	0.00%	2
	index.or.jp	1	0.00%	3
	nagoya-u.ac.jp	1	0.00%	2
	ehime-u.ac.jp	1	0.00%	2
	kobayashi.co.jp	1	0.00%	3
	u-tokyo.ac.jp	1	0.00%	19
	tytlabs.co.jp	1	0.00%	3
	nitech.ac.jp	1	0.00%	24
	hiroshima-u.ac.jp	1	0.00%	1
	hokkyodai.ac.jp	1	0.00%	1
	nagasaki-u.ac.jp	1	0.00%	1
	mofa.go.jp	1	0.00%	1
	meiji.ac.jp	1	0.00%	1
	ritsumei.ac.jp	1	0.00%	9
	asahi-np.co.jp	1	0.00%	14
	kajima.co.jp	1	0.00%	1
	ms01.itscom.jp	1	0.00%	5
	mew.co.jp	1	0.00%	13
	kosecosmeport.co.jp	1	0.00%	5
	yakult.co.jp	1	0.00%	1
	usp.ac.jp	1	0.00%	2
	yamaguchi-u.ac.jp	1	0.00%	1
	hokudai.ac.jp	1	0.00%	1
	waseda.ac.jp	1	0.00%	2

	Organization Domain Name	Visits	% Visits	Hits
196.	Ohio University	59	0.05%	214
	ohiou.edu	58	0.05%	210
	Unresolved IP Address	1	0.00%	4
197.	University of Maryland Baltimore County	59	0.05%	209
	UMBC.EDU	35	0.03%	107
	Unresolved IP Address	24	0.02%	102
198.	Brown University	59	0.05%	211
	brown.edu	33	0.03%	92
	Unresolved IP Address	26	0.02%	119
199.	Link Egypt	58	0.05%	208
	link.com.eg	37	0.03%	135
	link.net	14	0.01%	62
	Unresolved IP Address	7	0.01%	11
200.	University of Utah	58	0.05%	190
	utah.edu	53	0.05%	166
	Unresolved IP Address	5	0.00%	24
	Other	30,582	26.87%	104,682
	Total	113,827	100.00%	348,835

items 1-200 of 200

Organizations - Help Card



Column Definitions

Organization

The name of the organization, which could be a company, a government agency, a school, or any other type of organization. This name was determined by either of the following methods:

- The visitor's IP address matched an Intranet Domain configuration within the Admin Console.
- Looking up the visitor's IP address in the WebTrends GeoTrends Database.

Unknown

The organization could not be determined.

Domain Name

The text name (for example, webtrends.com) corresponding to the visitor's IP address. The domain name can be determined from any of the following methods:

- The domain was logged by the web server.
- The IP address matched an Intranet Domain configuration within the Admin Console.
- DNS resolution.

IP addresses that do not resolve to a domain by these methods are categorized as follows:

- Reserved IP Address - The IP address falls within a block of reserved addresses. For example, 192.168.x.x and 10.x.x.x addresses are reserved for private networks.
- Unresolved IP Address - Category for IP addresses that did not resolve to a domain (perhaps because DNS resolution was disabled).

The domain name shown is the second-level domain name, such as webtrends.com. For example, all visitors from sales.webtrends.com, us.sales.webtrends.com, and service.webtrends.com are combined in the statistics for webtrends.com. If the top-level domain name is a country code, then the third-level domain name is shown also (for example, anycompany.com.au).

Visits

Number of visits to your site from this organization. A visit is a series of actions that begins when a visitor views their first page from the server, and ends when the visitor leaves the site or remains idle beyond the idle-time limit. The default idle-time limit is thirty minutes. This time limit can be changed by the system administrator.

Hits

Number of hits to your site from this organization. Each file requested by a visitor registers as a hit. There can be several hits on each page. While the volume of hits reflects the amount of server traffic, it is not an accurate reflection of the number of pages viewed.



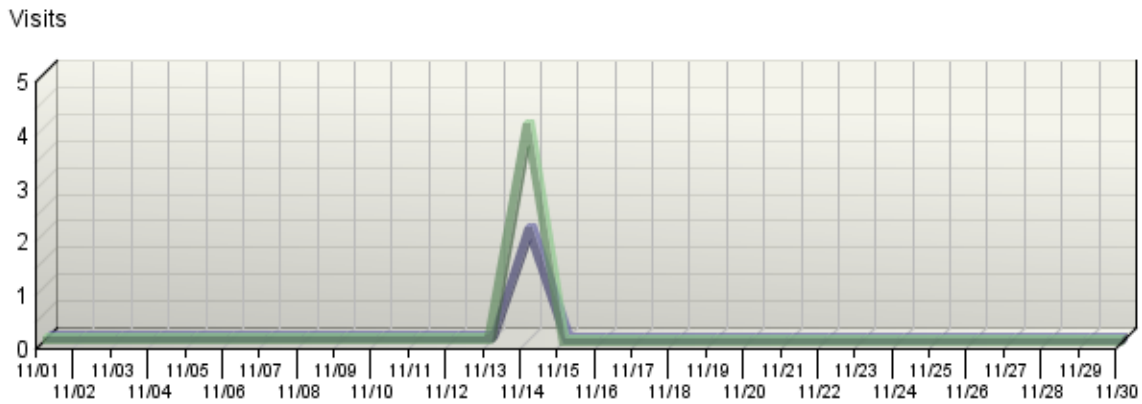
Report Descriptions

Use this information when you are interested in an organization as a whole, such as Webtrends Inc. You can identify the major domain names from each company, such as webtrends.com from WebTrends Inc.

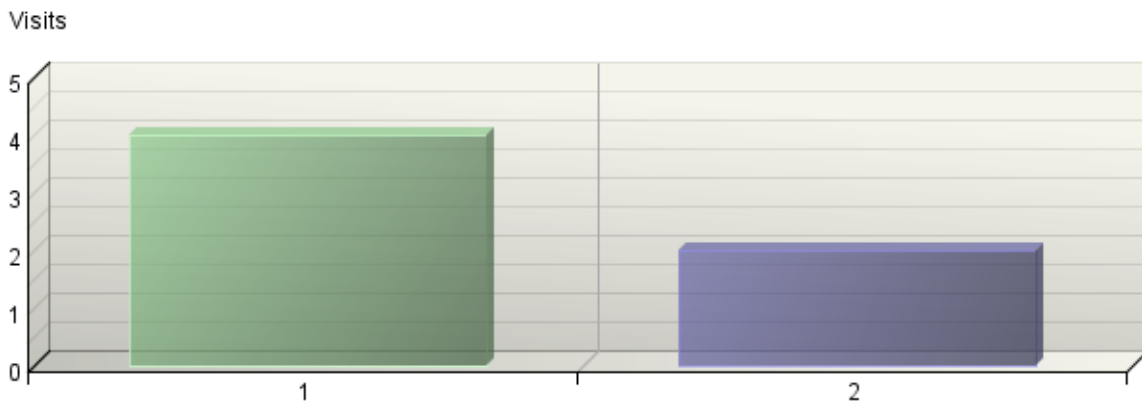
Authenticated Usernames

This report identifies the true name and activity level of the visitors logging onto a server that requires a user name and password.

Authenticated Usernames Trend



Authenticated Usernames



Authenticated Usernames

Username	Visits	% Visits	Hits
1. rich	4	66.67%	23
2. mmorse	2	33.33%	4
Total	6	100.00%	27

items 1-2 of 2

Authenticated Usernames - Help Card



Column Definitions

Authenticated Username

A visitor tracked by user name and password rather than by IP address. You may find more authenticated user names than total visitors because several persons may be using the same IP address. Since many ISPs dynamically assign IP addresses, and since multiple visitors may use a single IP address, authentication is a much more accurate way to identify visitors.

Visits

Number of times the specified visitor visited your site. A visit is a series of actions that begins when a visitor views their first page from the server, and ends when the visitor leaves the site or remains idle beyond the idle-time limit. The default idle-time limit is thirty minutes. This time limit can be changed by the system administrator.

Hits

Number of hits generated by the specified visitor. Each file requested by a visitor registers as a hit. There can be several hits on each page. While the volume of hits reflects the amount of server traffic, it is not an accurate reflection of the number of pages viewed.

%

Percentage of visits or hits to your site by the specified visitor out of those by all authenticated user names.



Report Descriptions

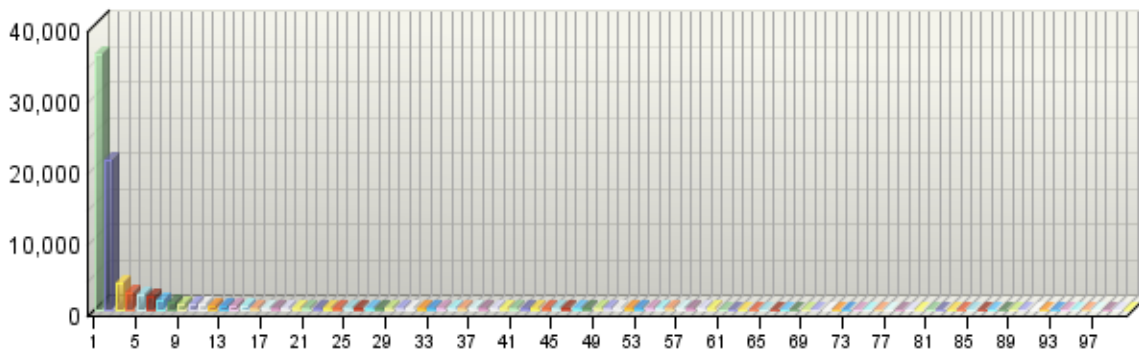
You may use this information for your marketing efforts, such as special promotions or newsletters.

Domain Names

This report lists the domain name that generates the most activity to your web site.

Domain Names

Visits



Domain Names

	Domain Name	Visits	% Visits	Hits
1.	inktomisearch.com	36,037	31.66%	40,588
2.	Unresolved IP Address	21,104	18.54%	100,407
3.	comcast.net	3,816	3.35%	11,302
4.	rr.com	2,505	2.20%	6,874
5.	live.com	2,110	1.85%	9,465
6.	verizon.net	1,804	1.58%	9,762
7.	aol.com	1,396	1.23%	2,631
8.	cox.net	1,164	1.02%	3,289
9.	sbcglobal.net	818	0.72%	2,549
10.	pacbell.net	695	0.61%	1,737
11.	bellsouth.net	682	0.60%	1,904
12.	charter.com	652	0.57%	1,935
13.	qwest.net	638	0.56%	1,891
14.	adelphia.net	518	0.46%	1,470
15.	optonline.net	455	0.40%	1,152
16.	ameritech.net	392	0.34%	1,047
17.	swbell.net	365	0.32%	991
18.	cosmixcorp.com	306	0.27%	570
19.	ai.net	299	0.26%	394

	Domain Name	Visits	% Visits	Hits
20.	googlebot.com	290	0.25%	14,610
21.	mindspring.com	284	0.25%	681
22.	twtelecom.net	278	0.24%	1,768
23.	washington.edu	266	0.23%	843
24.	vsnl.net.in	264	0.23%	665
25.	Berkeley.EDU	236	0.21%	766
26.	looksmart.com	235	0.21%	1,460
27.	unc.edu	229	0.20%	774
28.	epa.gov	221	0.19%	660
29.	Stanford.EDU	220	0.19%	5,571
30.	covad.net	220	0.19%	758
31.	umich.edu	215	0.19%	639
32.	ucdavis.edu	206	0.18%	667
33.	exabot.com	205	0.18%	271
34.	cornell.edu	199	0.17%	691
35.	rogers.com	196	0.17%	610
36.	theplanet.com	196	0.17%	354
37.	msu.edu	194	0.17%	896
38.	yale.edu	187	0.16%	667
39.	ncsu.edu	183	0.16%	570
40.	ufl.edu	180	0.16%	480
41.	oregonstate.edu	178	0.16%	612
42.	psu.edu	176	0.15%	450
43.	ask.com	176	0.15%	2,125
44.	embarqhsd.net	172	0.15%	440
45.	Level3.net	170	0.15%	372
46.	rcn.com	163	0.14%	449
47.	umn.edu	162	0.14%	469
48.	uiuc.edu	161	0.14%	426
49.	dsl.bell.ca	157	0.14%	346
50.	vt.edu	157	0.14%	407
51.	colostate.edu	155	0.14%	706
52.	utexas.edu	154	0.14%	435
53.	yahoo.com	152	0.13%	6,778
54.	harvard.edu	151	0.13%	492
55.	duke.edu	149	0.13%	517
56.	arizona.edu	148	0.13%	384
57.	insightbb.com	147	0.13%	485
58.	tamu.edu	146	0.13%	446
59.	columbia.edu	144	0.13%	418
60.	btcentralplus.com	139	0.12%	437

	Domain Name	Visits	% Visits	Hits
61.	hinet.net	135	0.12%	555
62.	umass.edu	133	0.12%	442
63.	gatech.edu	132	0.12%	647
64.	purdue.edu	132	0.12%	593
65.	asu.edu	130	0.11%	480
66.	rima-tde.net	128	0.11%	339
67.	mchsi.com	127	0.11%	374
68.	shawcable.net	124	0.11%	316
69.	sify.net	124	0.11%	372
70.	colorado.edu	122	0.11%	335
71.	ohio-state.edu	121	0.11%	292
72.	umontana.edu	118	0.10%	327
73.	wisc.edu	117	0.10%	290
74.	umd.edu	115	0.10%	318
75.	uci.edu	114	0.10%	376
76.	nasa.gov	114	0.10%	182
77.	evlservers.net	114	0.10%	355
78.	usgs.gov	113	0.10%	305
79.	blueyonder.co.uk	113	0.10%	185
80.	ucsb.edu	112	0.10%	312
81.	ucr.edu	112	0.10%	1,020
82.	MIT.EDU	111	0.10%	303
83.	rti.org	110	0.10%	306
84.	abo.wanadoo.fr	109	0.10%	3,430
85.	frontiernet.net	109	0.10%	325
86.	cos.com	108	0.09%	222
87.	emirates.net.ae	108	0.09%	197
88.	rutgers.edu	107	0.09%	459
89.	ucsc.edu	105	0.09%	299
90.	army.mil	105	0.09%	325
91.	state.tx.us	103	0.09%	137
92.	coli.uni-saarland.de	103	0.09%	119
93.	ucsd.edu	102	0.09%	217
94.	asianet.co.th	101	0.09%	268
95.	pldt.net	100	0.09%	185
96.	usf.edu	99	0.09%	308
97.	mtu.edu	99	0.09%	317
98.	Virginia.EDU	94	0.08%	290
99.	comcastbusiness.net	94	0.08%	457
100.	fti.net	93	0.08%	143
101.	maine.edu	93	0.08%	336

	Domain Name	Visits	% Visits	Hits
102.	become.com	91	0.08%	399
103.	speakeasy.net	90	0.08%	324
104.	telus.net	88	0.08%	183
105.	iastate.edu	87	0.08%	288
106.	uiowa.edu	86	0.08%	329
107.	wsu.edu	86	0.08%	228
108.	okstate.edu	86	0.08%	188
109.	udel.edu	85	0.07%	224
110.	tds.net	85	0.07%	228
111.	uidaho.edu	85	0.07%	404
112.	montana.edu	85	0.07%	255
113.	ttnet.net.tr	84	0.07%	193
114.	picsearch.com	84	0.07%	147
115.	saix.net	83	0.07%	95
116.	cmu.edu	83	0.07%	239
117.	noaa.gov	82	0.07%	171
118.	direcpc.com	81	0.07%	194
119.	Princeton.EDU	81	0.07%	218
120.	indiana.edu	79	0.07%	186
121.	uic.edu	77	0.07%	183
122.	net.my	77	0.07%	281
123.	northwestern.edu	76	0.07%	235
124.	onfirehosting.net	76	0.07%	101
125.	xo.net	75	0.07%	276
126.	snet.net	75	0.07%	239
127.	whoi.edu	75	0.07%	225
128.	google.com	74	0.07%	95
129.	t-dialin.net	74	0.07%	438
130.	algx.net	74	0.07%	212
131.	alltel.net	73	0.06%	163
132.	centurytel.net	73	0.06%	161
133.	Mines.EDU	73	0.06%	206
134.	ucla.edu	72	0.06%	301
135.	af.mil	72	0.06%	280
136.	wustl.edu	71	0.06%	174
137.	ntli.net	71	0.06%	115
138.	fiu.edu	70	0.06%	168
139.	lsu.edu	69	0.06%	154
140.	utk.edu	69	0.06%	208
141.	bresnan.net	67	0.06%	211
142.	answers.com	67	0.06%	72

	Domain Name	Visits	% Visits	Hits
143.	nd.edu	67	0.06%	188
144.	bigpond.net.au	66	0.06%	175
145.	rice.edu	66	0.06%	181
146.	nextgentel.com	64	0.06%	170
147.	cableone.net	64	0.06%	197
148.	isu.net.sa	63	0.06%	78
149.	singnet.com.sg	63	0.06%	104
150.	uc.edu	63	0.06%	231
151.	ipowerweb.com	63	0.06%	158
152.	esf.edu	62	0.05%	165
153.	uga.edu	61	0.05%	185
154.	as9105.com	61	0.05%	178
155.	wideopenwest.com	61	0.05%	177
156.	fwbg2bibae01-vlan3501.woo	61	0.05%	91
157.	cgocable.net	61	0.05%	181
158.	umces.edu	61	0.05%	147
159.	uwyo.edu	60	0.05%	188
160.	suddenlink.net	59	0.05%	224
161.	earthlink.net	59	0.05%	140
162.	hawaii.edu	59	0.05%	230
163.	tedata.net	58	0.05%	340
164.	usc.edu	58	0.05%	142
165.	ohiou.edu	58	0.05%	210
166.	unh.edu	58	0.05%	203
167.	59.airtelbroadband.in	57	0.05%	99
168.	atlantech.net	56	0.05%	169
169.	upenn.edu	56	0.05%	126
170.	missouri.edu	56	0.05%	202
171.	att.net	55	0.05%	102
172.	utep.edu	54	0.05%	287
173.	gci.net	54	0.05%	142
174.	utah.edu	53	0.05%	166
175.	bu.edu	53	0.05%	129
176.	125.airtelbroadband.in	52	0.05%	135
177.	optusnet.com.au	52	0.05%	176
178.	sunysb.edu	52	0.05%	116
179.	navy.mil	51	0.04%	96
180.	telkom.net.id	51	0.04%	137
181.	tnitech.edu	51	0.04%	495
182.	uconn.edu	51	0.04%	128
183.	prod-infinity.com.mx	50	0.04%	138

	Domain Name	Visits	% Visits	Hits
184.	mc.videotron.ca	49	0.04%	161
185.	pnl.gov	49	0.04%	137
186.	61.airtelbroadband.in	49	0.04%	101
187.	layeredtech.com	48	0.04%	62
188.	usu.edu	48	0.04%	161
189.	ttemi.com	48	0.04%	89
190.	clemsun.edu	48	0.04%	248
191.	uncw.edu	47	0.04%	112
192.	baylor.edu	47	0.04%	148
193.	muohio.edu	47	0.04%	207
194.	miami.edu	46	0.04%	143
195.	gigablast.com	46	0.04%	70
196.	auburn.edu	46	0.04%	129
197.	outboundrequest.com	46	0.04%	55
198.	nodak.edu	46	0.04%	232
199.	dri.edu	46	0.04%	140
200.	ttu.edu	46	0.04%	150
	Other	19,214	16.88%	61,762
	Total	113,827	100.00%	348,835

items 1-200 of 200

Domain Names - Help Card



Column Definitions

Domain Name

The text name (for example, webtrends.com) corresponding to the visitor's IP address. The domain name can be determined from any of the following methods:

- The domain was logged by the web server.
- The IP address matched an Intranet Domain configuration within the Admin Console.
- DNS resolution.

IP addresses that do not resolve to a domain by these methods are categorized as follows:

- Reserved IP Address - The IP address falls within a block of reserved addresses. For example, 192.168.x.x and 10.x.x.x addresses are reserved for private networks.
- Unresolved IP Address - Category for IP addresses that did not resolve to a domain (perhaps because DNS resolution was disabled).

The domain name shown is the second-level domain name, such as webtrends.com. For example, all visitors from sales.webtrends.com, us.sales.webtrends.com, and service.webtrends.com are combined in the statistics for webtrends.com. If the top-level domain name is a country code, then the third-level domain name is shown also (for example, anycompany.com.au).

Visits

Number of visits to your site from this domain name. A visit is a series of actions that begins when a visitor views their first page from the server, and ends when the visitor leaves the site or remains idle beyond the idle-time limit. The default idle-time limit is thirty minutes. This time limit can be changed by the system administrator.

Hits

Number of hits to your site from this domain name. Each file requested by a visitor registers as a hit. There can be several hits on each page. While the volume of hits reflects the amount of server traffic, it is not an accurate reflection of the number of pages viewed.



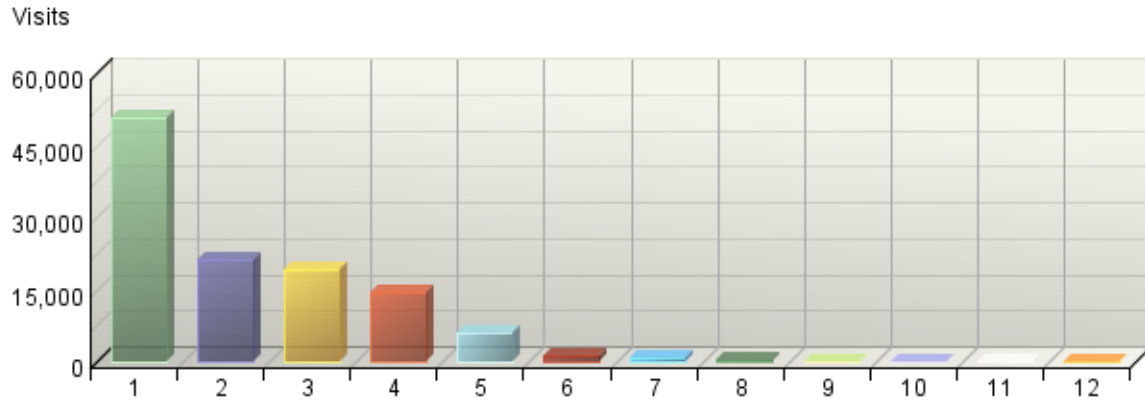
Report Descriptions

Use this information when you are interested in high-level domain names of visitors generating the most activity to your web site.

Top-Level Domain Types

This report provides a breakdown of top-level domain types.

Top-Level Domain Types



Top-Level Domain Types

Top-Level Domain Types	Visits	% Visits	Hits
Commercial	50,761	44.59%	106,872
Unresolved IP Address	21,107	18.54%	100,410
Network	19,131	16.81%	60,245
Education	14,584	12.81%	52,495
Unknown	5,933	5.21%	21,812
Government	1,226	1.08%	3,932
Organization	755	0.66%	2,137
Military	281	0.25%	796
ARPANET	31	0.03%	67
International	9	0.01%	49
Business	6	0.01%	13
Informational	3	0.00%	7
Total	113,827	100.00%	348,835

items 1-12 of 12

Top-Level Domain Types - Help Card



Column Definitions

Reserved IP Address

The IP address falls within a block of reserved addresses. For example, 192.168.x.x and 10.x.x.x addresses are reserved for private networks.

Unresolved IP Address

Category for IP addresses that did not resolve to a domain (perhaps because DNS resolution was disabled).

Unknown

The domain suffix did not match any of the top-level domain categories.

Top-Level Domain

The suffix of a domain name. A top-level domain can be based on the type of organization (.com, .edu, .museum, .name, etc) or it can be a country code (.uk, .de, .jp, .us, etc.). The top-level domain can be used to identify the type of web site. The following is a partial list of how this report categorizes top-level domains:

- ARPANET: .arpa
- Commercial: .com .co .com.[country code] .co.[country code] .firm.co .firm.ve .ltd.uk .info .biz
- Education: .edu .edu.[country-code] .ed.[country code] .ac.[country code] .school.[country code] .k12.[country code] .re.kr .sch.uk .edunet.tn
- International: .int .int.co .int.ve .intl.tn
- Government: .gov .gov.[country code] .gove.[country code] .go.[country code]
- Military: .mil .mil.[country code]
- Network: .net .ad.jp .ne.kr .net.[country code]
- Organization: .org .or .org.[country code] .or.[country code]
- Personal: .name

Visits

Number of visits to your site from the specified top-level domain. A visit is a series of actions that begins when a visitor views their first page from the server, and ends when the visitor leaves the site or remains idle beyond the idle-time limit. The default idle-time limit is thirty minutes. This time limit can be changed by the system administrator.

Hits

Number of hits to your site from the specified top-level domain. Each file requested by a visitor registers as a hit. There can be several hits on each page. While the volume of hits reflects the amount of server traffic, it is not an accurate reflection of the number of pages viewed.



Report Descriptions

Consider which types of organizations are interested in your site, and consider how you can interest other types of organizations.

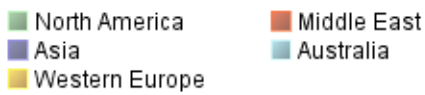
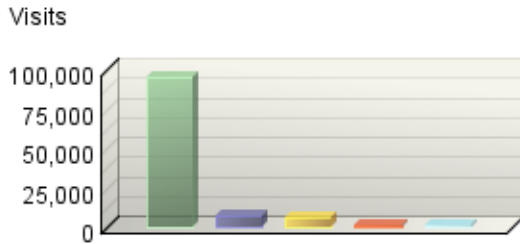
Note: This information can be displayed only if reverse DNS lookups have been performed. Even when DNS lookups are performed, some IP addresses cannot be resolved to a domain name.

Total - This represents the total visits or hits where there was sufficient information to identify the top-level domain. This number may be less than the total activity overall.


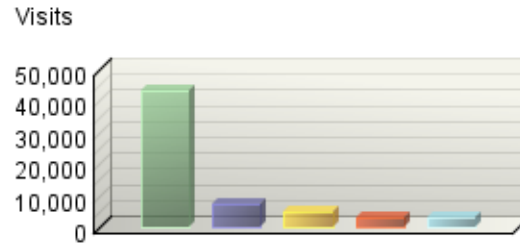
Geography Dashboard

This page contains key graphs and tables that provide an overview of this chapter. When viewing through the on-demand interface, you can click on the title of a graph or table to navigate to the corresponding page.

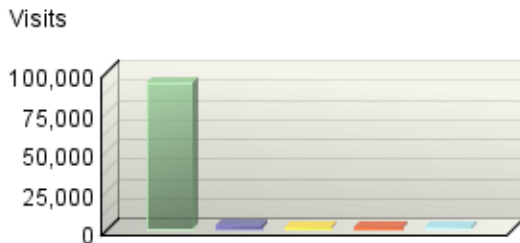
Regions



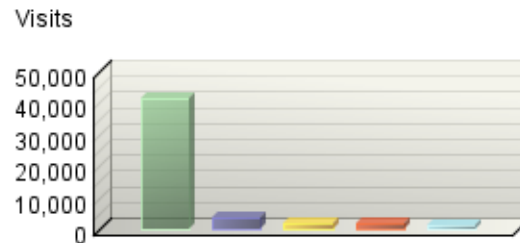
North American States and Provinces



Countries



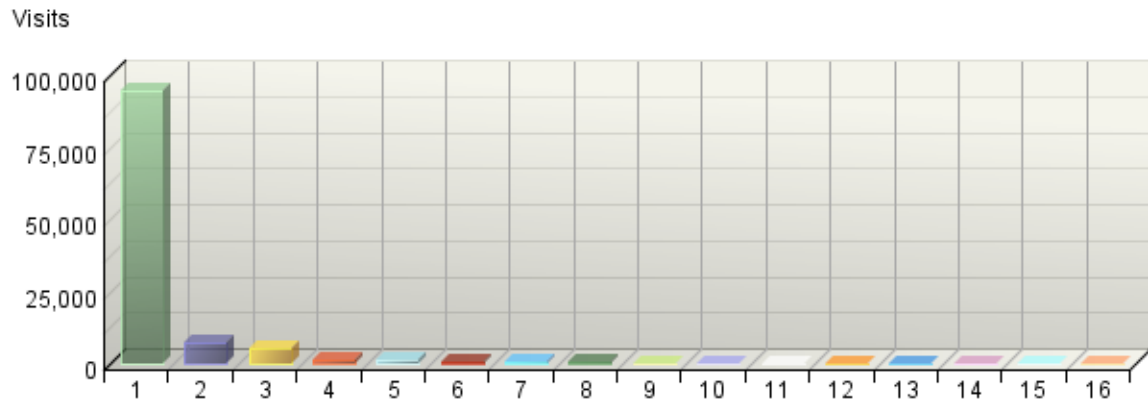
Cities



Regions

This report identifies the top geographic regions of the visitors to your site.

Regions



Regions

Regions	Visits	% Visits
1. North America	94,577	83.09%
2. Asia	7,113	6.25%
3. Western Europe	5,578	4.90%
4. Middle East	1,527	1.34%
5. Australia	1,434	1.26%
6. Eastern Europe	815	0.72%
7. South America	729	0.64%
8. Northern Europe	618	0.54%
9. Northern Africa	332	0.29%
10. Eastern Africa	284	0.25%
11. Southern Africa	237	0.21%
12. Caribbean Islands	224	0.20%
13. Western Africa	184	0.16%
14. Pacific Islands	101	0.09%
15. Central America	67	0.06%
16. Central Africa	7	0.01%
Total	113,827	100.00%

items 1-16 of 16

Regions - Help Card



Column Definitions

Regions

The geographic part of the world where visitors to your web site are located. "Unspecified Region" represents visitors whose geographic region could not be determined. "Unknown Region" represents visitors whose country has been determined but not identified with a specific region. If the WebTrends GeoTrends Database is turned on for this profile, the region is determined by looking up the visitor's IP address in this database. If GeoTrends is not enabled, the region will be determined from the domain name.

Visits

Number of visits from this geographic region. A visit is a series of actions that begins when a visitor views their first page from the server, and ends when the visitor leaves the site or remains idle beyond the idle-time limit. The default idle-time limit is thirty minutes. This time limit can be changed by the system administrator.

%

Percentage of total visits that were from this geographic region.



Report Descriptions

This information can help you meet the needs of your target audience as well as discover new audiences. Consider how you can make the content comprehensive and relevant to an international audience.

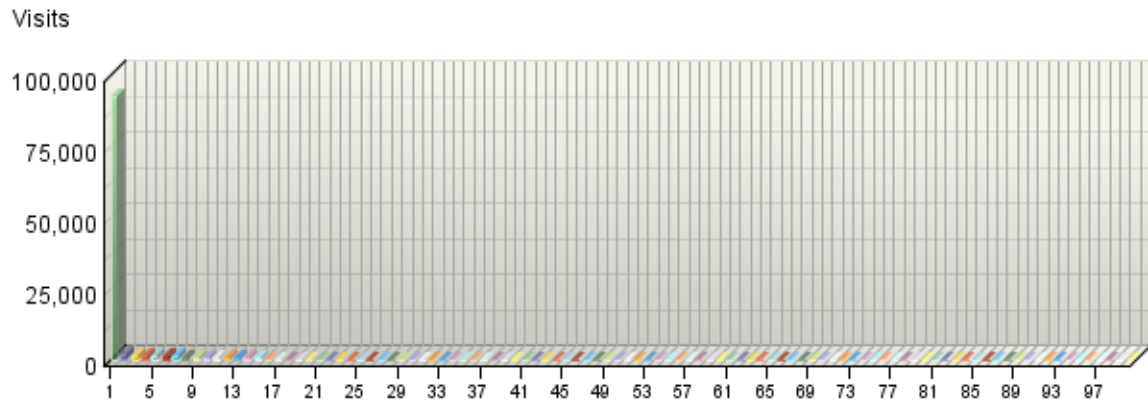
Values for "Unspecified Region" represent visitors whose geographic region cannot be determined. Values for "Unknown Region" represent visitors whose country can be determined but whose country is not associated with a specific region. Values for "Unknown States" or "Unknown Cities" represent hits for which the IP address does not match an entry in GeoTrends database. This is the case for countries that do not have states or simply entries for which this information was not provided in the GeoTrends database.

Note: Use this information carefully because it is based on Internet registration, and may not always be an accurate identifier of the visitor's actual location.

Countries

This report identifies the top countries of the visitors to your site.

Countries



Countries

	Countries	Visits	% Visits
1.	United States (US)	92,858	81.58%
2.	India (IN)	1,980	1.74%
3.	United Kingdom (UK)	1,581	1.39%
4.	Canada (CA)	1,524	1.34%
5.	China (CN)	1,517	1.33%
6.	Australia (AU)	1,434	1.26%
7.	Korea (South) (KR)	1,044	0.92%
8.	Germany (DE)	745	0.65%
9.	France (FR)	667	0.59%
10.	Iran (IR)	649	0.57%
11.	Netherlands (NL)	505	0.44%
12.	Italy (IT)	438	0.38%
13.	Japan (JP)	429	0.38%
14.	Western Europe - country unspecified (EU)	387	0.34%
15.	Spain (ES)	375	0.33%
16.	Taiwan (TW)	333	0.29%
17.	Switzerland (CH)	309	0.27%
18.	Sweden (SE)	298	0.26%
19.	Thailand (TH)	298	0.26%

	Countries	Visits	% Visits
20.	Philippines (PH)	273	0.24%
21.	Egypt (EG)	260	0.23%
22.	Uruguay (UY)	249	0.22%
23.	Turkey (TR)	247	0.22%
24.	Singapore (SG)	224	0.20%
25.	Malaysia (MY)	220	0.19%
26.	Hong Kong (HK)	199	0.17%
27.	Mexico (MX)	195	0.17%
28.	South Africa (ZA)	195	0.17%
29.	Brazil (BR)	188	0.17%
30.	Israel (IL)	185	0.16%
31.	Pakistan (PK)	178	0.16%
32.	Poland (PL)	171	0.15%
33.	Indonesia (ID)	161	0.14%
34.	Puerto Rico (PR)	150	0.13%
35.	Norway (NO)	139	0.12%
36.	Belgium (BE)	136	0.12%
37.	United Arab Emirates (AE)	136	0.12%
38.	Saudi Arabia (SA)	129	0.11%
39.	Romania (RO)	129	0.11%
40.	Mauritius (MU)	126	0.11%
41.	Portugal (PT)	121	0.11%
42.	Ireland (IE)	115	0.10%
43.	Greece (GR)	112	0.10%
44.	Russian Federation (RU)	102	0.09%
45.	Denmark (DK)	95	0.08%
46.	Finland (FI)	79	0.07%
47.	New Zealand (NZ)	79	0.07%
48.	Ethiopia (ET)	76	0.07%
49.	Czech Republic (CZ)	74	0.07%
50.	Viet Nam (VN)	70	0.06%
51.	Austria (AT)	68	0.06%
52.	Nigeria (NG)	65	0.06%
53.	Argentina (AR)	65	0.06%
54.	Colombia (CO)	62	0.05%
55.	Chile (CL)	61	0.05%
56.	Sri Lanka (LK)	59	0.05%
57.	Kuwait (KW)	52	0.05%
58.	Hungary (HU)	50	0.04%
59.	Kenya (KE)	45	0.04%
60.	Cote D'Ivoire (Ivory Coast) (CI)	45	0.04%

	Countries	Visits	% Visits
61.	Yugoslavia (YU)	43	0.04%
62.	Ukraine (UA)	42	0.04%
63.	Peru (PE)	41	0.04%
64.	Senegal (SN)	39	0.03%
65.	Bangladesh (BD)	37	0.03%
66.	Costa Rica (CR)	36	0.03%
67.	Croatia (Hrvatska) (HR)	31	0.03%
68.	Bulgaria (BG)	30	0.03%
69.	Algeria (DZ)	29	0.03%
70.	Slovenia (SI)	28	0.02%
71.	Estonia (EE)	25	0.02%
72.	Tanzania (TZ)	25	0.02%
73.	Lebanon (LB)	25	0.02%
74.	Jordan (JO)	25	0.02%
75.	Lithuania (LT)	25	0.02%
76.	Venezuela (VE)	23	0.02%
77.	Oman (OM)	22	0.02%
78.	Slovak Republic (SK)	21	0.02%
79.	Jamaica (JM)	20	0.02%
80.	Syria (SY)	17	0.01%
81.	Bolivia (BO)	17	0.01%
82.	Ghana (GH)	15	0.01%
83.	Zimbabwe (ZW)	14	0.01%
84.	Libya (LY)	14	0.01%
85.	Ecuador (EC)	14	0.01%
86.	Morocco (MA)	14	0.01%
87.	Tunisia (TN)	13	0.01%
88.	Macau (MO)	12	0.01%
89.	Cyprus (CY)	12	0.01%
90.	Trinidad and Tobago (TT)	10	0.01%
91.	Malta (MT)	10	0.01%
92.	Brunei Darussalam (BN)	10	0.01%
93.	Virgin Islands (U.S.) (VI)	10	0.01%
94.	Georgia (GE)	10	0.01%
95.	Nepal (NP)	10	0.01%
96.	Mongolia (MN)	10	0.01%
97.	Belarus (BY)	10	0.01%
98.	Myanmar (MM)	9	0.01%
99.	Uganda (UG)	9	0.01%
100.	Qatar (QA)	9	0.01%
101.	Latvia (LV)	9	0.01%

	Countries	Visits	% Visits
102.	Dominican Republic (DO)	8	0.01%
103.	Bahamas (BS)	8	0.01%
104.	Cameroon (CM)	8	0.01%
105.	Uzbekistan (UZ)	8	0.01%
106.	Iceland (IS)	7	0.01%
107.	Palestinian Territories (PS)	7	0.01%
108.	Guam (GU)	7	0.01%
109.	Luxembourg (LU)	7	0.01%
110.	Togo (TG)	6	0.01%
111.	Northern Mariana Islands (MP)	6	0.01%
112.	Nicaragua (NI)	6	0.01%
113.	Zambia (ZM)	6	0.01%
114.	Panama (PA)	6	0.01%
115.	El Salvador (SV)	6	0.01%
116.	Armenia (AM)	6	0.01%
117.	Guyana (GY)	5	0.00%
118.	Bosnia and Herzegovina (BA)	5	0.00%
119.	Moldova (MD)	5	0.00%
120.	Botswana (BW)	5	0.00%
121.	Bahrain (BH)	5	0.00%
122.	Macedonia (MK)	5	0.00%
123.	Malawi (MW)	5	0.00%
124.	Namibia (NA)	5	0.00%
125.	Yemen (YE)	5	0.00%
126.	Honduras (HN)	5	0.00%
127.	Lesotho (LS)	5	0.00%
128.	Guatemala (GT)	4	0.00%
129.	Kyrgyzstan (KG)	4	0.00%
130.	Netherlands Antilles (AN)	4	0.00%
131.	Albania (AL)	4	0.00%
132.	Rwanda (RW)	4	0.00%
133.	Laos (LA)	4	0.00%
134.	Barbados (BB)	4	0.00%
135.	Belize (BZ)	4	0.00%
136.	Cambodia (KH)	4	0.00%
137.	Fiji (FJ)	3	0.00%
138.	Kazakhstan (KZ)	3	0.00%
139.	Martinique (MQ)	3	0.00%
140.	Paraguay (PY)	3	0.00%
141.	Bermuda (BM)	3	0.00%
142.	Papua New Guinea (PG)	3	0.00%

	Countries	Visits	% Visits
143.	Monaco (MC)	2	0.00%
144.	Mali (ML)	2	0.00%
145.	Angola (AO)	2	0.00%
146.	Aruba (AW)	2	0.00%
147.	Marshall Islands (MH)	2	0.00%
148.	Eritrea (ER)	2	0.00%
149.	Sudan (SD)	2	0.00%
150.	Iraq (IQ)	2	0.00%
151.	Azerbaijan (AZ)	2	0.00%
152.	Mozambique (MZ)	2	0.00%
153.	Benin (BJ)	2	0.00%
154.	Burkina Faso (BF)	1	0.00%
155.	Madagascar (MG)	1	0.00%
156.	Solomon Islands (SB)	1	0.00%
157.	Equatorial Guinea (GQ)	1	0.00%
158.	St. Vincent and the Grenadines (VC)	1	0.00%
159.	Palau (PW)	1	0.00%
160.	East Timor (TP)	1	0.00%
161.	Dominica (DM)	1	0.00%
162.	American Samoa (AS)	1	0.00%
163.	Micronesia (FM)	1	0.00%
164.	Afghanistan (AF)	1	0.00%
165.	Cayman Islands (KY)	1	0.00%
166.	Congo (Democratic Republic) (CD)	1	0.00%
	Total	113,827	100.00%

items 1-166 of 166

Countries - Help Card



Column Definitions

Countries

If the WebTrends GeoTrends Database is turned on for this profile, the country is determined by looking up the visitor's IP address in this database. If GeoTrends is not enabled, the country will be determined from the domain name.

Visits

Number of visits from the specified country. A visit is a series of actions that begins when a visitor views their first page from the server, and ends when the visitor leaves the site or remains idle beyond the idle-time limit. The default idle-time limit is thirty minutes. This time limit can be changed by the system administrator.

%

Percentage of total visits from the specified country.

Unknown Country

The country associated with the visitor's domain name could not be determined.



Report Descriptions

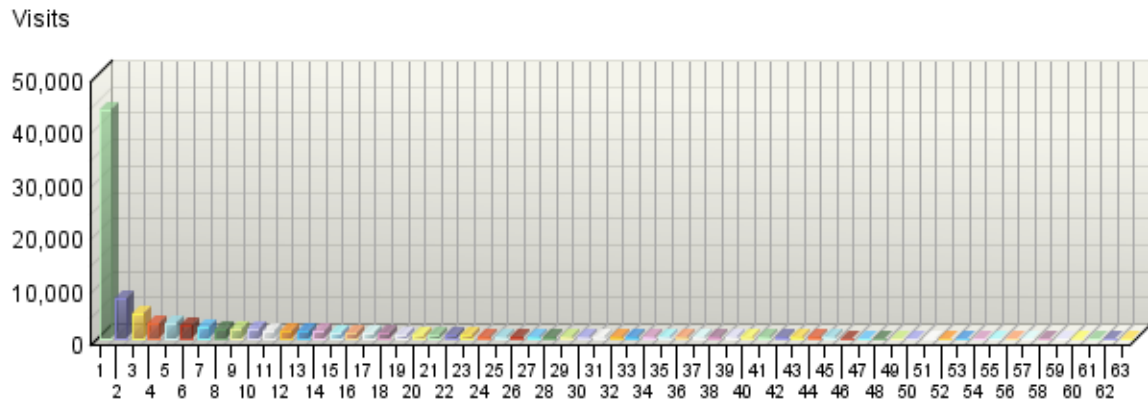
This information can help you meet the needs of your target audience as well as discover new audiences. Consider how you can make the content comprehensive and relevant to an international audience.

Note: Use this information carefully because it is based on Internet registration, and may not always be an accurate identifier of the visitor's actual location.

North American States and Provinces

If you have enabled the WebTrends GeoTrends Database for this profile, this page will list the states and provinces of North America with your most active visitors.

North American States and Provinces



North American States and Provinces

	States and Provinces	Visits	% Visits
1.	Virginia	43,543	46.66%
2.	California	7,564	8.11%
3.	North Carolina	4,647	4.98%
4.	Washington	2,906	3.11%
5.	New York	2,762	2.96%
6.	Texas	2,671	2.86%
7.	Massachusetts	2,054	2.20%
8.	D.C.	1,871	2.01%
9.	Maryland	1,683	1.80%
10.	Pennsylvania	1,657	1.78%
11.	Illinois	1,588	1.70%
12.	Florida	1,422	1.52%
13.	Michigan	1,349	1.45%
14.	Georgia	1,317	1.41%
15.	Colorado	1,262	1.35%
16.	Ohio	1,262	1.35%
17.	New Jersey	1,254	1.34%
18.	Arizona	950	1.02%

	States and Provinces	Visits	% Visits
19.	Wisconsin	848	0.91%
20.	Oregon	658	0.71%
21.	Missouri	626	0.67%
22.	Ontario	622	0.67%
23.	Minnesota	592	0.63%
24.	Indiana	526	0.56%
25.	Tennessee	519	0.56%
26.	Connecticut	514	0.55%
27.	Oklahoma	395	0.42%
28.	South Carolina	387	0.41%
29.	Louisiana	380	0.41%
30.	Alabama	328	0.35%
31.	Iowa	315	0.34%
32.	British Columbia	278	0.30%
33.	Montana	274	0.29%
34.	Hawaii	274	0.29%
35.	Quebec	273	0.29%
36.	New Mexico	265	0.28%
37.	Nebraska	265	0.28%
38.	Idaho	262	0.28%
39.	Utah	257	0.28%
40.	New Hampshire	246	0.26%
41.	Nevada	203	0.22%
42.	Alberta	190	0.20%
43.	Rhode Island	189	0.20%
44.	Maine	189	0.20%
45.	Kansas	187	0.20%
46.	Arkansas	175	0.19%
47.	Alaska	172	0.18%
48.	Kentucky	156	0.17%
49.	Mississippi	145	0.16%
50.	Vermont	144	0.15%
51.	Delaware	138	0.15%
52.	West Virginia	129	0.14%
53.	Wyoming	103	0.11%
54.	South Dakota	87	0.09%
55.	North Dakota	82	0.09%
56.	Nova Scotia	55	0.06%
57.	Manitoba	32	0.03%
58.	Saskatchewan	27	0.03%
59.	Newfoundland	20	0.02%

	States and Provinces	Visits	% Visits
■	60. New Brunswick	20	0.02%
■	61. Prince Edward Island	4	0.00%
■	62. Yukon	2	0.00%
■	63. Northwest Territories	1	0.00%
	Total	93,316	100.00%

items 1-63 of 63

North American States and Provinces - Help Card



Column Definitions

States and Provinces

If the WebTrends GeoTrends Database is turned on for this profile, the location is determined by looking up the visitor's IP address in this database.

Visits

Number of visits from this state or province. A visit is a series of actions that begins when a visitor views their first page from the server, and ends when the visitor leaves the site or remains idle beyond the idle-time limit. The default idle-time limit is thirty minutes. This time limit can be changed by the system administrator.

%

Percentage of total visits from this state or province.



Report Descriptions

This information can help you meet the needs of your target audience as well as discover new audiences. Consider how you can make the content comprehensive and relevant to an international audience.

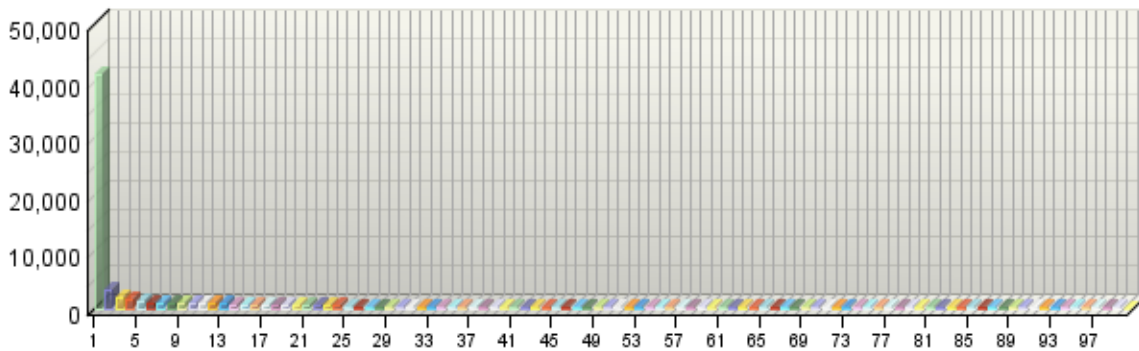
Note: Use this information carefully, because it is based on Internet registration and may not always be an accurate identifier of the visitor's actual location.

Cities

If you have enabled the WebTrends GeoTrends Database for this profile, this page will list the cities with your most active visitors.

Cities

Visits



Cities

	City	Visits	% Visits
1.	Chantilly, Virginia, United States	41,227	36.72%
2.	Durham, North Carolina, United States	3,388	3.02%
3.	Washington, D.C., United States	1,871	1.67%
4.	Redmond, Washington, United States	1,688	1.50%
5.	Beijing, China	1,234	1.10%
6.	New York, New York, United States	1,090	0.97%
7.	Atlanta, Georgia, United States	1,076	0.96%
8.	Chicago, Illinois, United States	1,001	0.89%
9.	San Francisco, California, United States	947	0.84%
10.	Milton, Australia	917	0.82%
11.	Seoul, Korea (South)	899	0.80%
12.	San Jose, California, United States	872	0.78%
13.	Seattle, Washington, United States	855	0.76%
14.	Boston, Massachusetts, United States	783	0.70%
15.	Reston, Virginia, United States	764	0.68%
16.	London, United Kingdom	724	0.64%
17.	Sunnyvale, California, United States	720	0.64%
18.	Los Angeles, California, United States	638	0.57%

	City	Visits	% Visits
19.	Mumbai, India	631	0.56%
20.	Denver, Colorado, United States	592	0.53%
21.	Dallas, Texas, United States	581	0.52%
22.	Baltimore, Maryland, United States	578	0.51%
23.	Raleigh, North Carolina, United States	553	0.49%
24.	San Diego, California, United States	524	0.47%
25.	Philadelphia, Pennsylvania, United States	501	0.45%
26.	Houston, Texas, United States	459	0.41%
27.	Madison, Wisconsin, United States	451	0.40%
28.	Cambridge, Massachusetts, United States	438	0.39%
29.	New Delhi, India	433	0.39%
30.	Columbus, Ohio, United States	404	0.36%
31.	Minneapolis, Minnesota, United States	402	0.36%
32.	Paris, France	401	0.36%
33.	Phoenix, Arizona, United States	398	0.35%
34.	Santa Cruz, California, United States	395	0.35%
35.	Bhawan, India	367	0.33%
36.	Tehran, Iran	360	0.32%
37.	Davis, California, United States	357	0.32%
38.	Miami, Florida, United States	348	0.31%
39.	Ann Arbor, Michigan, United States	344	0.31%
40.	Austin, Texas, United States	336	0.30%
41.	Portland, Oregon, United States	332	0.30%
42.	Amsterdam, Netherlands	321	0.29%
43.	Mount Laurel, New Jersey, United States	311	0.28%
44.	Columbia, Maryland, United States	304	0.27%
45.	Mountain View, California, United States	289	0.26%
46.	Tucson, Arizona, United States	277	0.25%
47.	Berkeley, California, United States	275	0.24%
48.	Irvine, California, United States	270	0.24%
49.	T'ai-pei, Taiwan	268	0.24%
50.	Pittsburgh, Pennsylvania, United States	263	0.23%
51.	Tampa, Florida, United States	262	0.23%
52.	Toronto, Canada	258	0.23%
53.	Bangkok, Thailand	257	0.23%
54.	Syracuse, New York, United States	255	0.23%
55.	Fort Collins, Colorado, United States	253	0.23%
56.	Orlando, Florida, United States	252	0.22%
57.	Zurich, Switzerland	252	0.22%
58.	Saint Louis, Missouri, United States	250	0.22%
59.	Montevideo, Uruguay	249	0.22%

	City	Visits	% Visits
60.	Madrid, Spain	244	0.22%
61.	Chapel Hill, North Carolina, United States	242	0.22%
62.	East Lansing, Michigan, United States	240	0.21%
63.	Detroit, Michigan, United States	229	0.20%
64.	Cairo, Egypt	227	0.20%
65.	Corvallis, Oregon, United States	225	0.20%
66.	Singapore, Singapore	224	0.20%
67.	Herndon, Virginia, United States	221	0.20%
68.	Stanford, California, United States	220	0.20%
69.	Tokyo, Japan	219	0.20%
70.	Gainesville, Florida, United States	218	0.19%
71.	Marina Del Rey, California, United States	218	0.19%
72.	Vancouver, Canada	216	0.19%
73.	Ithaca, New York, United States	212	0.19%
74.	New Haven, Connecticut, United States	211	0.19%
75.	Ashburn, Virginia, United States	210	0.19%
76.	Charlottesville, Virginia, United States	207	0.18%
77.	Kansas City, Missouri, United States	194	0.17%
78.	Montreal, Canada	192	0.17%
79.	Columbia, South Carolina, United States	192	0.17%
80.	Milano, Italy	187	0.17%
81.	Delhi, India	187	0.17%
82.	San Antonio, Texas, United States	184	0.16%
83.	Pleasanton, California, United States	183	0.16%
84.	Boulder, Colorado, United States	183	0.16%
85.	Oklahoma City, Oklahoma, United States	181	0.16%
86.	Hicksville, New York, United States	180	0.16%
87.	Riverside, California, United States	179	0.16%
88.	College Station, Texas, United States	178	0.16%
89.	Lincoln, Nebraska, United States	178	0.16%
90.	Salt Lake City, Utah, United States	177	0.16%
91.	University Park, Pennsylvania, United States	177	0.16%
92.	Kuala Lumpur, Malaysia	177	0.16%
93.	Tempe, Arizona, United States	175	0.16%
94.	Arlington, Virginia, United States	172	0.15%
95.	Hong Kong, Hong Kong	171	0.15%
96.	Charlotte, North Carolina, United States	170	0.15%
97.	Albany, New York, United States	170	0.15%
98.	Milwaukee, Wisconsin, United States	170	0.15%
99.	Cincinnati, Ohio, United States	169	0.15%
100.	Urbana, Illinois, United States	167	0.15%


	City	Visits	% Visits
101.	Blacksburg, Virginia, United States	166	0.15%
102.	Knoxville, Tennessee, United States	163	0.15%
103.	Newark, New Jersey, United States	162	0.14%
104.	Cleveland, Ohio, United States	161	0.14%
105.	Athens, Georgia, United States	155	0.14%
106.	Honolulu, Hawaii, United States	155	0.14%
107.	Plano, Texas, United States	153	0.14%
108.	Indianapolis, Indiana, United States	151	0.13%
109.	Las Vegas, Nevada, United States	149	0.13%
110.	Providence, Rhode Island, United States	147	0.13%
111.	New Orleans, Louisiana, United States	147	0.13%
112.	Frankfurt, Germany	146	0.13%
113.	Rochester, New York, United States	145	0.13%
114.	Santa Barbara, California, United States	143	0.13%
115.	Manila, Philippines	140	0.12%
116.	Albuquerque, New Mexico, United States	139	0.12%
117.	Sydney, Australia	136	0.12%
118.	Dayton, Ohio, United States	136	0.12%
119.	Baton Rouge, Louisiana, United States	136	0.12%
120.	Amherst, Massachusetts, United States	135	0.12%
121.	West Lafayette, Indiana, United States	133	0.12%
122.	College Park, Maryland, United States	128	0.11%
123.	Dubai, United Arab Emirates	127	0.11%
124.	Port Louis, Mauritius	126	0.11%
125.	Hyattsville, Maryland, United States	126	0.11%
126.	Missoula, Montana, United States	124	0.11%
127.	Tel Aviv, Israel	122	0.11%
128.	San Juan, Puerto Rico	121	0.11%
129.	Rockville, Maryland, United States	121	0.11%
130.	New Brunswick, New Jersey, United States	117	0.10%
131.	Moscow, Idaho, United States	116	0.10%
132.	Manchester, United Kingdom	114	0.10%
133.	El Paso, Texas, United States	113	0.10%
134.	Sacramento, California, United States	111	0.10%
135.	Fort Worth, Texas, United States	109	0.10%
136.	Anaheim, California, United States	106	0.09%
137.	Saarbrücken, Germany	105	0.09%
138.	Calgary, Canada	105	0.09%
139.	Boras, Sweden	104	0.09%
140.	Princeton, New Jersey, United States	104	0.09%
141.	Stockholm, Sweden	104	0.09%

	City	Visits	% Visits
142.	Houghton, Michigan, United States	102	0.09%
143.	Bozeman, Montana, United States	102	0.09%
144.	Ames, Iowa, United States	100	0.09%
145.	Mililani, Hawaii, United States	100	0.09%
146.	Southfield, Michigan, United States	100	0.09%
147.	Newark, Delaware, United States	99	0.09%
148.	Stillwater, Oklahoma, United States	98	0.09%
149.	Oslo, Norway	97	0.09%
150.	Brussels, Belgium	94	0.08%
151.	Istanbul, Turkey	94	0.08%
152.	Birmingham, Alabama, United States	94	0.08%
153.	Jakarta, Indonesia	94	0.08%
154.	Coudersport, Pennsylvania, United States	93	0.08%
155.	Chennai, India	92	0.08%
156.	Iowa City, Iowa, United States	92	0.08%
157.	Buffalo, New York, United States	92	0.08%
158.	Bloomington, Indiana, United States	91	0.08%
159.	Nashville, Tennessee, United States	87	0.08%
160.	Sao Paulo, Brazil	87	0.08%
161.	Meriden, Connecticut, United States	87	0.08%
162.	Golden, Colorado, United States	85	0.08%
163.	Pullman, Washington, United States	85	0.08%
164.	Cape Town, South Africa	84	0.07%
165.	Orono, Maine, United States	84	0.07%
166.	Ottawa, Canada	84	0.07%
167.	Santa Clara, California, United States	84	0.07%
168.	Manhattan, Kansas, United States	83	0.07%
169.	Dublin, Ireland	83	0.07%
170.	Lisbon, Portugal	82	0.07%
171.	Greenbelt, Maryland, United States	81	0.07%
172.	Karachi, Pakistan	81	0.07%
173.	Riyadh, Saudi Arabia	81	0.07%
174.	Boise, Idaho, United States	80	0.07%
175.	Vienna, Virginia, United States	80	0.07%
176.	Evanston, Illinois, United States	79	0.07%
177.	Woods Hole, Massachusetts, United States	77	0.07%
178.	Adis Abeba, Ethiopia	76	0.07%
179.	Edmonton, Canada	75	0.07%
180.	Anchorage, Alaska, United States	75	0.07%
181.	Santa Monica, California, United States	73	0.07%
182.	Columbia, Missouri, United States	72	0.06%

	City	Visits	% Visits
183.	Burlington, Vermont, United States	72	0.06%
184.	Richmond, Virginia, United States	71	0.06%
185.	Richardson, Texas, United States	70	0.06%
186.	Little Rock, Arkansas, United States	70	0.06%
187.	Notre Dame, Indiana, United States	69	0.06%
188.	Burlington, Canada	69	0.06%
189.	Van Nuys, California, United States	69	0.06%
190.	Fayetteville, Arkansas, United States	68	0.06%
191.	Wilmington, North Carolina, United States	68	0.06%
192.	Omaha, Nebraska, United States	68	0.06%
193.	Bucharest, Romania	67	0.06%
194.	Islamabad, Pakistan	67	0.06%
195.	Morgantown, West Virginia, United States	67	0.06%
196.	Manchester, New Hampshire, United States	66	0.06%
197.	Athens, Ohio, United States	66	0.06%
198.	Cookeville, Tennessee, United States	66	0.06%
199.	Greensboro, North Carolina, United States	65	0.06%
200.	Hanoi, Viet Nam	65	0.06%
	Other	18,251	16.26%
	Total	112,275	100.00%

items 1-200 of 200

Cities - Help Card

 **Column Definitions**

City

If the WebTrends GeoTrends Database is turned on for this profile, the location is determined by looking up the visitor's IP address in this database.

Visits

Number of visits from this city. A visit is a series of actions that begins when a visitor views their first page from the server, and ends when the visitor leaves the site or remains idle beyond the idle-time limit. The default idle-time limit is thirty minutes. This time limit can be changed by the system administrator.

%

Percentage of total visits from this city.



Report Descriptions

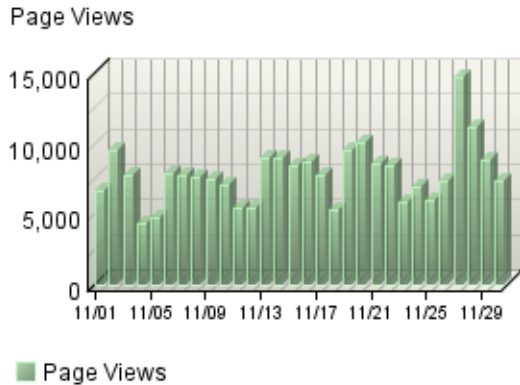
This information can help you meet the needs of your target audience as well as discover new audiences. Consider how you can make the content comprehensive and relevant to an international audience.

Note: Use this information carefully because it is based on Internet registration, and may not always be an accurate identifier of the visitor's actual location.

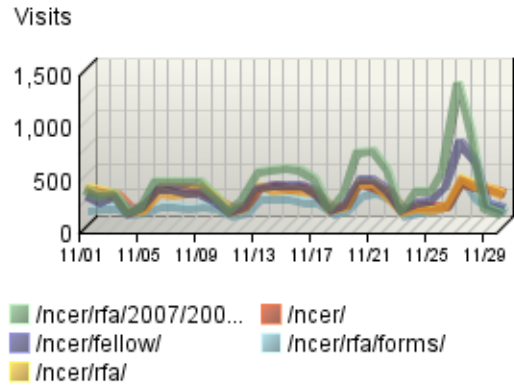
Pages Dashboard

This displays key graphs and tables that provide an overview of the Pages chapter. When viewing through the on-demand interface, you can click on the title of a graph or table to navigate to the corresponding page.

Page Views Trend



Pages Trend



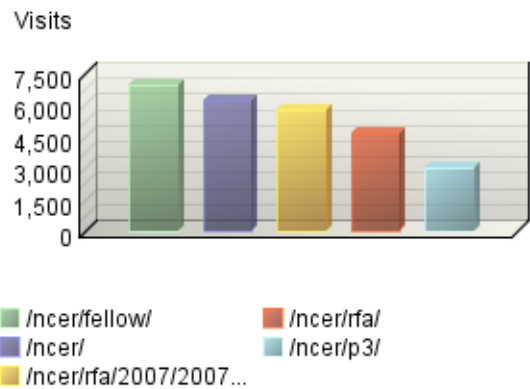
Content Groups

No data is available for this graph.

Page View Summary

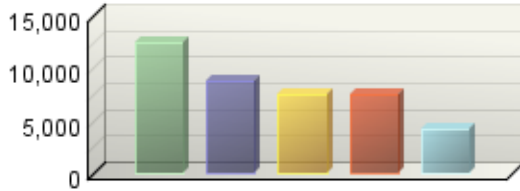
Page Views	235,218
Average per Day	7,840
Average Page Views per Visit	2.07

Entry Pages



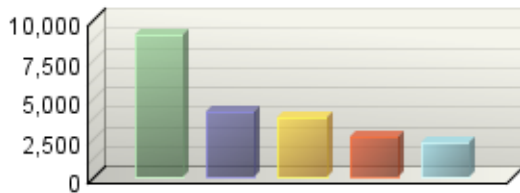
Pages

Visits



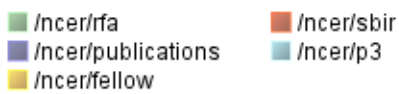
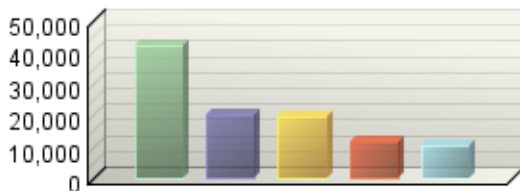
Exit Pages

Visits



Directories

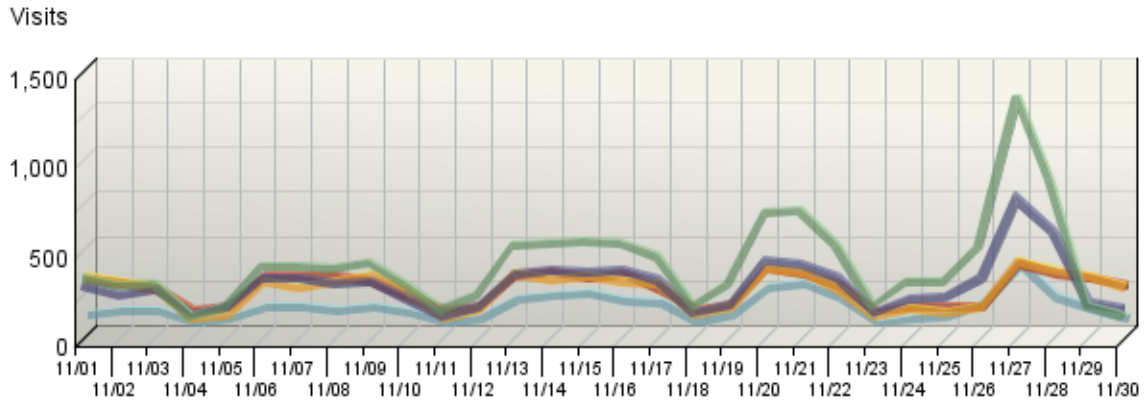
Visits



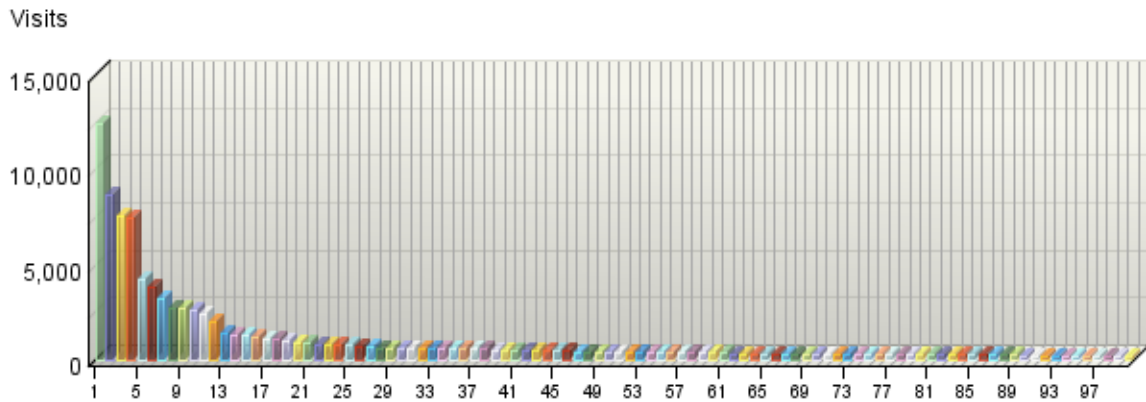
Pages

This identifies the most popular web pages on your site and shows you the number of visits for each, and displays the average length of time the page was viewed.

Pages Trend



Pages



Pages

	Pages	Visits	Views	Average Time Viewed
1.	EPA: ORD: NCER: Funding Opportunities: Fall 2007 EPA Science to Achieve Results (STAR) Fellowships for Graduate Environmental Study http://es.epa.gov/ncer/rfa/2007/2007_star_fellow.html	12,426	14,200	00:04:34
2.	STAR Fellowships NCER US EPA http://es.epa.gov/ncer/fellow/	8,720	10,475	00:00:44
3.	Funding Opportunities NCER US EPA http://es.epa.gov/ncer/rfa/	7,571	9,461	00:02:35
4.	National Center for Environmental Research (NCER) ORD US EPA http://es.epa.gov/ncer/	7,532	12,463	00:01:29
5.	STAR Grant Forms and Instructions NCER EPA http://es.epa.gov/ncer/rfa/forms/	4,289	5,837	00:04:10
6.	P3 NCER ORD US EPA http://es.epa.gov/ncer/p3/	3,833	4,888	00:01:33
7.	EPA: ORD: NCER: Small Business Innovation Research http://es.epa.gov/ncer/sbir/	3,252	4,859	00:02:01
8.	EPA: ORD: NCER: Funding Opportunities: Fall 2007 EPA Greater Research Opportunities (GRO) Fellowships for Graduate Environmental Study http://es.epa.gov/ncer/rfa/2007/2007_star_gro_grad.html	2,727	2,992	00:03:31
9.	EPA: ORD: NCER: STAR Grants and Cooperative Agreements http://es.epa.gov/ncer/grants/	2,689	3,137	00:01:22
10.	EPA: Nanotechnology http://es.epa.gov/ncer/nano/	2,661	4,713	00:00:49
11.	EPA: ORD: NCER: Funding Opportunities http://es.epa.gov/ncer/rfa/2007/2007_p3_4thannual.html	2,434	2,591	00:03:33
12.	Environmental Protection Agency: National Center For Environmental Research: STAR/GRO Graduate Fellowship FAQs http://es.epa.gov/ncer/guidance/faqs/faq_gro_grad.html	1,989	2,090	00:04:01
13.	Sources, Composition, and Health Effects of Coarse Particulate Matter Funding Opportunities NCER US EPA http://es.epa.gov/ncer/rfa/2006/2006_star_coarse_pm.html	1,441	1,593	00:03:44
14.	EPA: ORD: NCER: Guidance & FAQs: Frequently Asked Questions http://es.epa.gov/ncer/guidance/faqs.html	1,368	1,477	00:00:38

	Pages	Visits	Views	Average Time Viewed
15.	EPA: ORD: NCER: Funding Opportunities: Fall 2007 EPA Greater Research Opportunities (GRO) Fellowships for Undergraduate Environmental Study http://es.epa.gov/ncer/rfa/2007/2007_star_gro_undergrad.html	1,267	1,429	00:02:52
16.	EPA: ORD: NCER: Events: Calendar http://es.epa.gov/ncer/events/	1,174	1,997	00:01:27
17.	Uncertainty Analyses of Models in Integrated Environmental Assessments Funding Opportunities NCER US EPA http://es.epa.gov/ncer/rfa/2006/2006_star_uncertainty.html	1,119	1,223	00:03:47
18.	EPA: ORD: NCER: Funding Opportunities: Development of Environmental Health Outcome Indicators http://es.epa.gov/ncer/rfa/2006/2006_star_ep_hi.html	1,069	1,158	00:02:56
19.	About P3 P3 NCER ORD US EPA http://es.epa.gov/ncer/p3/fact_sheet.html	1,004	1,110	00:03:06
20.	EPA: ORD: NCER: Guidance & FAQs http://es.epa.gov/ncer/guidance/	884	1,125	00:01:54
21.	2006/2007 P3 Teams P3 NCER ORD US EPA http://es.epa.gov/ncer/p3/current/	881	951	00:02:40
22.	Environmental Protection Agency http://es.epa.gov/ncer/fellow/recipients/star_fellow06.html	861	924	00:04:05
23.	Issues in Tribal Environmental Research and Health Promotion: Novel Approaches for Assessing and Managing Cumulative Risks and Impacts of Global Climate Change Funding Opportunities NCER US EPA http://es.epa.gov/ncer/rfa/2006/2006_star_tribal.html	853	903	00:03:07
24.	EPA: Nanotechnology http://es.epa.gov/ncer/nano/factsheet/	832	880	00:02:38
25.	EPA: ORD: NCER: Funding Opportunities http://es.epa.gov/ncer/rfa/2006/2006_sbir_phase1.html	769	818	00:03:10
26.	EPA: ORD: NCER: Other Programs: EPSCoR http://es.epa.gov/ncer/other/	721	859	00:01:31
27.	EPA: National Center For Environmental Research http://es.epa.gov/ncer/science/	716	845	00:01:37

	Pages	Visits	Views	Average Time Viewed
28.	EPA: ORD: NCER: Funding Opportunities http://es.epa.gov/ncer/rfa/2006/2006_star_fellow.html	644	707	00:01:40
29.	STAA NCER ORD US EPA http://es.epa.gov/ncer/staa/	636	843	00:01:32
30.	EPA: ORD: NCER: Publications & Proceedings http://es.epa.gov/ncer/publications/	627	743	00:02:00
31.	EPA: ORD: NCER: Research Results http://es.epa.gov/ncer/results/	615	715	00:01:21
32.	EPA: Nanotechnology: Basic Information http://es.epa.gov/ncer/nano/questions/	614	649	00:03:24
33.	Environmental Protection Agency http://es.epa.gov/ncer/guidance/star_faq.html	602	628	00:02:28
34.	EPA: ORD: NCER: Collaborative Science and Technology Network for Sustainability (CNS) http://es.epa.gov/ncer/cns/	597	853	00:01:30
35.	EPA: Nanotechnology: Science & Technology http://es.epa.gov/ncer/nano/publications/	589	942	00:01:03
36.	How to Apply Phase I # Project Development P3 NCER ORD US EPA http://es.epa.gov/ncer/p3/apply/	579	644	00:01:06
37.	EPA: ORD: NCER: About NCER http://es.epa.gov/ncer/about/	571	718	00:01:39
38.	Sources and Atmospheric Formation of Organic Particulate Matter Funding Opportunities NCER US EPA http://es.epa.gov/ncer/rfa/2007/2007_star_organic_pm.html	562	619	00:03:41
39.	EPA: ORD: NCER: Urban Sprawl Research http://es.epa.gov/ncer/publications/topical/urban.html	540	554	00:06:53
40.	Past P3 Projects P3 NCER ORD US EPA http://es.epa.gov/ncer/p3/past/	495	575	00:00:29
41.	EPA: ORD: NCER: Events: News http://es.epa.gov/ncer/events/news/2006/09_29_06_p3.html	490	507	00:00:36
42.	EPA: ORD: NCER: Research on Drinking Water http://es.epa.gov/ncer/publications/topical/drinking.html	468	495	00:03:00
43.	EPA: ORD: NCER: NOx Research http://es.epa.gov/ncer/publications/topical/nox.html	468	482	00:07:07

	Pages	Visits	Views	Average Time Viewed
44.	EPA: Nanotechnology: Research Projects http://es.epa.gov/ncer/nano/research/	467	546	00:01:14
45.	EPA: NCER: Research Centers http://es.epa.gov/ncer/centers/	464	548	00:04:27
46.	EPA: Nanotechnology http://es.epa.gov/ncer/nano/newsroom/	457	495	00:01:36
47.	EPA: ORD: NCER: Funding Opportunities http://es.epa.gov/ncer/rfa/2004/2005_star_grad_fellow.html	441	448	00:03:46
48.	Environmental Protection Agency http://es.epa.gov/ncer/rfa/archive/grants/	436	559	00:00:47
49.	EPA: ORD: NCER: Funding Opportunities http://es.epa.gov/ncer/rfa/2004/2004_sbir_phase1.html	430	441	00:06:15
50.	Environmental Protection Agency http://es.epa.gov/ncer/fellow/recipients/star_fellow05.html	424	468	00:02:09
51.	Current STAA Competition STAA NCER ORD US EPA http://es.epa.gov/ncer/staa/annual/2007/current_comp.html	419	560	00:01:38
52.	2005 Project Descriptions and Photos P3 NCER ORD US EPA http://es.epa.gov/ncer/p3/project_websites/2005/2005_phase_1_project_websites.html	418	474	00:01:45
53.	Environmental Protection Agency http://es.epa.gov/ncer/science/pm/	407	510	00:01:34
54.	EPA: ORD: NCER: Funding Opportunities http://es.epa.gov/ncer/rfa/2006/2006_grad_fellow.html	407	416	00:01:39
55.	EPA: ORD: NCER: Grants: Recipients List http://es.epa.gov/ncer/grants/recipients_index.html	402	412	00:02:43
56.	EPA: ORD: NCER: Research on Mining Impacts http://es.epa.gov/ncer/publications/topical/mining.html	396	417	00:03:31
57.	EPA: ORD: NCER: Mercury Research http://es.epa.gov/ncer/publications/topical/mercury.html	393	407	00:02:36
58.	National Sustainable Design Expo P3 NCER ORD US EPA http://es.epa.gov/ncer/p3/expo/	385	431	00:01:23
59.	EPA: Nanotechnology http://es.epa.gov/ncer/nano/lectures/	382	445	00:02:42
60.	EPA: Nanotechnology http://es.epa.gov/ncer/nano/solicitation/	364	698	00:00:31

	Pages	Visits	Views	Average Time Viewed
61.	Environmental Protection Agency http://es.epa.gov/ncer/rfa/current/2003_nano.html	359	372	00:03:25
62.	P3 Award Winners and Successes P3 NCER ORD US EPA http://es.epa.gov/ncer/p3/success/	353	385	00:00:52
63.	EPA: ORD: NCER: Research Opportunities: STAR Fellowship Archives http://es.epa.gov/ncer/rfa/archive/fellow/	350	402	00:00:51
64.	EPA: ORD: NCER: Funding Opportunities http://es.epa.gov/ncer/rfa/2005/2005_sbirl.html	348	358	00:02:16
65.	EPA: ORD: NCER: Research Opportunities: Archive http://es.epa.gov/ncer/rfa/archive/	347	450	00:00:45
66.	EPA: ORD: NCER: Funding Opportunities http://es.epa.gov/ncer/rfa/2004/2005_grad_fellow.html	347	365	00:01:33
67.	EPA: ORD: NCER: Small Business Innovation Research http://es.epa.gov/ncer/rfa/archive/sbir/	344	355	00:00:40
68.	2006 P3 Award Winners Past P3 Projects P3 NCER ORD US EPA http://es.epa.gov/ncer/p3/project_websites/2006/2006awardwinners.html	321	331	00:01:44
69.	EPA: ORD: NCER: STAR Reports http://es.epa.gov/ncer/publications/starreport/	317	694	00:00:43
70.	Research Program Biodiversity & Human Health NCER US EPA http://es.epa.gov/ncer/biodiversity/	316	447	00:01:21
71.	EPA: ORD: NCER: Funding Opportunities http://es.epa.gov/ncer/rfa/2004/2004_climate_change.html	314	322	00:03:10
72.	Forms P3 NCER ORD US EPA http://es.epa.gov/ncer/P3/forms/	303	442	00:02:17
73.	Environmental Protection Agency http://es.epa.gov/ncer/science/economics/	296	352	00:02:04
74.	EPA: ORD: NCER: EPA SBIR Program Success Stories http://es.epa.gov/ncer/sbir/success/	294	343	00:02:09
75.	EPA: ORD: NCER: Funding Opportunities http://es.epa.gov/ncer/rfa/2006/2006_star_gc_aq.html	293	310	00:04:06
76.	Photo Gallery P3 NCER ORD US EPA http://es.epa.gov/ncer/p3/photo.html	292	335	00:00:46
77.	EPA: ORD: NCER: Funding Opportunities http://es.epa.gov/ncer/rfa/2005/2005_star_nano.html	291	296	00:02:15

	Pages	Visits	Views	Average Time Viewed
78.	Environmental Protection Agency http://es.epa.gov/ncer/fellow/recipients/star_fellow04.html	288	296	00:01:56
79.	EPA: ORD: NCER: Funding Opportunities http://es.epa.gov/ncer/rfa/2006/2006_star_cns.html	283	292	00:02:01
80.	EPA: Nanotechnology http://es.epa.gov/ncer/nano/relevant_meetings/	276	593	00:00:40
81.	EPA: ORD: NCER: Research Opportunities http://es.epa.gov/ncer/rfa/current/2004_grad_fellow.html	274	279	00:01:04
82.	EPA: ORD: NCER: Funding Opportunities http://es.epa.gov/ncer/rfa/2006/2006_gro_fellow.html	269	277	00:02:46
83.	EPA: ORD: NCER: Funding Opportunities http://es.epa.gov/ncer/rfa/2005/2005_star_biotech.html	265	275	00:01:56
84.	EPA: ORD: NCER: 2007 GRO Guidance & FAQs: Frequently Asked Questions http://es.epa.gov/ncer/guidance/faqs/faq_gro_undergrad.html	264	270	00:02:34
85.	EPA: ORD: NCER: Environmental Science and Engineering Fellows Program http://es.epa.gov/ncer/publications/archive/aaas97.html	259	274	00:06:02
86.	EPA: ORD: NCER: Funding Opportunities http://es.epa.gov/ncer/rfa/2006/2006_gro_sollicitation.html	258	267	00:03:21
87.	Environmental Protection Agency http://es.epa.gov/ncer/fellow/recipients/gro_fellow06.html	256	258	00:01:31
88.	EPA: ORD: NCER: Algal Bloom Research http://es.epa.gov/ncer/publications/topical/algal.html	255	267	00:06:14
89.	P3 and Other Awards Ceremony P3 NCER ORD US EPA http://es.epa.gov/ncer/p3/ceremony/	254	276	00:01:14
90.	EPA: ORD: NCER: Events: News http://es.epa.gov/ncer/events/news/2003/01_15_03a.html	253	296	00:02:05
91.	Environmental Protection Agency http://es.epa.gov/ncer/fellow/recipients/star_fellow03.html	248	254	00:01:04
92.	Scientific and Technological Achievement Awards 2007 Nomination Procedures And Guidelines STAA NCER ORD US EPA http://es.epa.gov/ncer/staa/annual/2007/2007_nomination_procedures.html	247	278	00:04:57

	Pages	Visits	Views	Average Time Viewed
93.	EPA: ORD: NCER: Events: Archive http://es.epa.gov/ncer/events/news/	247	347	00:01:19
94.	Information for Current Grantees P3 NCER ORD US EPA http://es.epa.gov/ncer/p3/teams/	236	255	00:01:39
95.	Past P3 Projects by Topic Past P3 Projects P3 NCER ORD US EPA http://es.epa.gov/ncer/p3/abtable1.html	232	244	00:03:13
96.	EPA: ORD: NCER: Funding Opportunities http://es.epa.gov/ncer/rfa/2004/2004_collab_science.html	230	245	00:01:53
97.	EPA: ORD: NCER: Research on Water Treatment for Pesticide Removal and the Impacts of Agriculture on Water Quality http://es.epa.gov/ncer/publications/topical/pesticide.html	228	230	00:01:24
98.	EPA: ORD: NCER: Progress-Review Workshop Proceedings http://es.epa.gov/ncer/publications/workshop/	228	602	00:00:40
99.	EPA: NCER: Science Topics: Drinking Water http://es.epa.gov/ncer/science/drinkingwater/	227	253	00:02:58
100.	EPA: ORD: NCER: SBIR http://es.epa.gov/ncer/rfa/current/sbir_phase1.html	226	233	00:03:10
101.	2004 P3 Projects Past P3 Projects P3 NCER ORD US EPA http://es.epa.gov/ncer/p3/project_websites/2004_project_websites.html	225	256	00:01:39
102.	EPA: ORD: NCER: Funding Opportunities http://es.epa.gov/ncer/rfa/2004/2004_manufactured_nano.html	224	226	00:01:36
103.	EPA: ORD: NCER: Fellowships http://es.epa.gov/ncer/fellow/abstracts/	222	283	00:01:14
104.	EPA: Nanotechnology http://es.epa.gov/ncer/nano/links/	221	231	00:02:04
105.	EPA: ORD: NCER: Guidance & FAQs: Acknowledgement of EPA Support http://es.epa.gov/ncer/guidance/star_images.html	218	260	00:02:39
106.	EPA: NCER: Science Topics: Global Change: Background http://es.epa.gov/ncer/science/globalclimate/	218	247	00:01:49
107.	EPA: ORD: NCER: Funding Opportunities http://es.epa.gov/ncer/rfa/2004/2004_sbir_phase1_haz-waste.html	214	216	00:03:44
108.	EPA: ORD: NCER: Funding Opportunities http://es.epa.gov/ncer/rfa/2004/2004_sbir_phase1_poll-prev.html	214	222	00:03:34

	Pages	Visits	Views	Average Time Viewed
109.	EPA: ORD: NCER: Funding Opportunities http://es.epa.gov/ncer/rfa/2004/2004_valuation.html	208	209	00:06:02
110.	EPA: ORD: NCER: Environmental Research Grant Announcements http://es.epa.gov/ncer/rfa/archive/grants/06/	207	214	00:00:59
111.	EPA: ORD: NCER: Research Opportunities: Current RFA http://es.epa.gov/ncer/rfa/current/2003_mai_under.html	207	210	00:03:38
112.	EPA: ORD: NCER: Funding Opportunities http://es.epa.gov/ncer/rfa/2006/2006_star_methodological.html	205	207	00:02:16
113.	EPA: ORD: NCER: Funding Opportunities http://es.epa.gov/ncer/rfa/2006/2006_oth_coop_training.html	204	206	00:06:33
114.	EPA: ORD: NCER: Funding Opportunities http://es.epa.gov/ncer/rfa/2004/2004_air_poll_em.html	204	207	00:01:13
115.	EPA: ORD: NCER: STAR Research Capsules http://es.epa.gov/ncer/publications/topical/	203	255	00:01:37
116.	EPA: ORD: NCER: Funding Opportunities http://es.epa.gov/ncer/rfa/2004/2005_gro_undergrad_fellow.html	202	202	00:01:44
117.	EPA: ORD: NCER: Funding Opportunities http://es.epa.gov/ncer/rfa/2006/2006_star_cafos.html	202	208	00:01:17
118.	Market Mechanisms and Incentives: Case Studies and Experimental Testbeds for New Environmental Trading Programs Funding Opportunities NCER US EPA http://es.epa.gov/ncer/rfa/2006/2006_star_mmi.html	201	202	00:01:51
119.	EPA: Nanotechnology: Research Projects: Toxicology http://es.epa.gov/ncer/nano/research/nano_tox.html	200	517	00:00:29
120.	2006-2007 GRO Undergraduate Fellowships STAR Fellowships NCER US EPA http://es.epa.gov/ncer/fellow/recipients/gro_undergrad_fellow06.html	198	203	00:01:01
121.	EPA: ORD: NCER: Remediation Research http://es.epa.gov/ncer/publications/topical/remediation.html	197	202	00:03:16
122.	EPA: ORD: NCER: Ecological Assessment and Indicators Research http://es.epa.gov/ncer/publications/topical/ecoass.html	195	200	00:03:31

	Pages	Visits	Views	Average Time Viewed
123.	EPA: ORD: NCER: Small Business Innovation Research http://es.epa.gov/ncer/rfa/archive/sbir/phase1.html	193	196	00:02:31
124.	EPA: ORD: NCER: About NCER: Quick Guide http://es.epa.gov/ncer/about/quickguide.html	192	199	00:00:51
125.	EPA: ORD: NCER: Funding Opportunities http://es.epa.gov/ncer/rfa/2005/2005_ecohab.html	192	196	00:02:37
126.	2007 Fellowships Fellowships NCER ORD US EPA http://es.epa.gov/ncer/06fellowships/	191	248	00:03:19
127.	EPA: ORD: NCER: Research on Pesticide Bio- and Phytoremediation http://es.epa.gov/ncer/publications/topical/biopest.html	191	194	00:02:57
128.	EPA: ORD: NCER: Funding Opportunities http://es.epa.gov/ncer/rfa/2005/2005_vep.html	191	191	00:03:57
129.	Become An Exhibitor Information For P3 NCER ORD US EPA http://es.epa.gov/ncer/p3/become_exhibitor.html	189	206	00:01:32
130.	EPA: ORD: NCER: Funding Opportunities http://es.epa.gov/ncer/rfa/current/2004_arsenic.html	188	190	00:00:41
131.	EPA: ORD: NCER: Funding Opportunities http://es.epa.gov/ncer/rfa/2006/2006_p3.html	188	189	00:02:19
132.	EPA: ORD: NCER: Guidance & FAQs http://es.epa.gov/ncer/guidance/qa.html	188	193	00:04:02
133.	2006 Newsroom P3 NCER ORD US EPA http://es.epa.gov/ncer/p3/news.html	188	223	00:02:33
134.	EPA: ORD: NCER: Funding Opportunities http://es.epa.gov/ncer/rfa/2004/2004_pm_research.html	188	314	00:01:25
135.	EPA: ORD: NCER: Events: News http://es.epa.gov/ncer/events/news/2005/03_08_05_feature.html	187	201	00:02:04
136.	EPA: ORD: NCER: Small Business Innovation Research http://es.epa.gov/ncer/sbir/sbir_phase1_2002.html	187	217	00:04:34
137.	EPA: ORD: NCER: Research Opportunities: Current RFA http://es.epa.gov/ncer/rfa/current/2003_mai_grad.html	182	185	00:01:16

	Pages	Visits	Views	Average Time Viewed
138.	EPA: ORD: NCER: Funding Opportunities http://es.epa.gov/ncer/rfa/2004/2004_low_dose.html	182	188	00:02:36
139.	EPA: ORD: NCER: Funding Opportunities http://es.epa.gov/ncer/rfa/2005/2005_nonlinear_responses.html	181	183	00:02:28
140.	EPA: ORD: NCER: Funding Opportunities http://es.epa.gov/ncer/rfa/2005/2005_decision_support_sys.html	181	181	00:06:05
141.	EPA: ORD: NCER: Research Opportunities: 2006 STAR Fellowship Archives http://es.epa.gov/ncer/rfa/archive/fellow/fellowarchives2006.html	180	190	00:00:21
142.	EPA: ORD: NCER: Funding Opportunities http://es.epa.gov/ncer/rfa/2004/2004_gro_bioaccum.html	179	186	00:02:33
143.	EPA: ORD: NCER: Pathogens in Water http://es.epa.gov/ncer/publications/topical/pathogens.html	178	199	00:02:12
144.	Environmental Protection Agency http://es.epa.gov/ncer/publications/nano/	178	193	00:02:03
145.	EPA: NCER: P3: People, Prosperity and the Planet Student Design Competition for Sustainability: A National Student Design Competition for Sustainability focusing on People, Prosperity, and the Planet http://es.epa.gov/ncer/p3/designs_sustain_rfp_2005.html	176	186	00:01:30
146.	EPA: ORD: NCER: Funding Opportunities http://es.epa.gov/ncer/rfa/2004/2004_source_pm.html	175	183	00:02:02
147.	EPA: ORD: NCER: Funding Opportunities: Interpretation of Biomarkers Using Physiologically Based Pharmacokinetic Modeling http://es.epa.gov/ncer/rfa/2006/2006_star_pbk_modeling.html	174	175	00:01:58
148.	EPA: ORD: NCER: Funding Opportunities http://es.epa.gov/ncer/rfa/current/2004_gro_grad_fellow.html	173	175	00:03:53
149.	EPA: ORD: NCER: Research on PCBs http://es.epa.gov/ncer/publications/topical/pcb.html	173	180	00:02:38
150.	EPA: ORD: NCER: Events: Archive http://es.epa.gov/ncer/events/news/2006/	172	179	00:01:45
151.	http://es.epa.gov/ncer/centers/eer/cencitt/yr2rpt.html	172	174	00:04:18
152.	http://es.epa.gov/ncer/centers/eer/cehr/96annrpt.html	171	219	00:01:00

	Pages	Visits	Views	Average Time Viewed
153.	Grant Recipients P3 NCER ORD US EPA http://es.epa.gov/ncer/p3/grantrecip.html	168	181	00:00:53
154.	EPA: ORD: NCER: Funding Opportunities http://es.epa.gov/ncer/rfa/current/2004_gro_undergrad_fellow.html	167	172	00:01:13
155.	EPA: ORD: NCER: Funding Opportunities http://es.epa.gov/ncer/rfa/2004/2004_aqua_sy_s.html	167	171	00:03:19
156.	EPA: ORD: NCER: Funding Opportunities http://es.epa.gov/ncer/rfa/2004/2004_risk_assessment.html	164	167	00:00:36
157.	EPA: ORD: NCER: STAR Fellowships: Posters http://es.epa.gov/ncer/fellow/posters/2004_star_grad_fellow_conf_posters.html	163	167	00:06:34
158.	EPA: ORD: NCER: Funding Opportunities http://es.epa.gov/ncer/rfa/2004/2004_biomarkers.html	163	165	00:00:53
159.	Information for Partners Info For P3 NCER ORD US EPA http://es.epa.gov/ncer/p3/info/partners.html	161	174	00:01:43
160.	EPA: ORD: NCER: Funding Opportunities http://es.epa.gov/ncer/rfa/2004/2004_sbir_phase1_pac-swest.html	161	169	00:02:35
161.	Current Partners Information for Partners P3 NCER ORD US EPA http://es.epa.gov/ncer/p3/partners/	160	209	00:02:09
162.	EPA: ORD: NCER: Fellowships: 2000 STAR Graduate Fellowships http://es.epa.gov/ncer/fellow/recipient/fellow00.html	160	165	00:00:55
163.	Peer Review Phase I # Project Development P3 NCER ORD US EPA http://es.epa.gov/ncer/P3/peerreview.html	157	161	00:01:24
164.	EPA: ORD: NCER: Events: Participants: Workshop on Pharmaceuticals in the Environment http://es.epa.gov/ncer/publications/meetings/8-23-2005/participants.html	157	173	00:04:08
165.	EPA: ORD: NCER: Events: News http://es.epa.gov/ncer/events/news/2005/04_13_05_feature.html	155	159	00:01:35
166.	EPA: ORD: NCER: Research Opportunities: Exploratory Research to Anticipate Future Environmental Issues http://es.epa.gov/ncer/rfa/archive/grants/01/futures.html	155	156	00:01:47

	Pages	Visits	Views	Average Time Viewed
167.	EPA: ORD: NCER: Funding Opportunities http://es.epa.gov/ncer/rfa/2004/2004_ecohab.html	154	156	00:01:04
168.	EPA: ORD: NCER: Funding Opportunities http://es.epa.gov/ncer/rfa/2005/2005_ebd_rfa.html	154	155	00:02:50
169.	Environmental Protection Agency http://es.epa.gov/ncer/rfa/current/2003_enviro_stat.html	153	155	00:01:22
170.	EPA: ORD: NCER: Centers http://es.epa.gov/ncer/centers/eagles/	153	220	00:04:22
171.	EPA: ORD: NCER: Fellowships: 2001 Graduate Fellowships http://es.epa.gov/ncer/fellow/recipients/star_fellow01.html	153	158	00:01:14
172.	EPA: ORD: NCER: Funding Opportunities http://es.epa.gov/ncer/rfa/2005/2005_tropospheric_air_pollution.html	152	157	00:01:27
173.	EPA: NCER: P3: People, Prosperity and the Planet Student Design Competition for Sustainability: A National Student Design Competition for Sustainability focusing on People, Prosperity, and the Planet http://es.epa.gov/ncer/p3/designs_sustain_rfp.html	151	156	00:03:48
174.	Application Overview Phase I - P3 Grant Competition/Proof of Concept P3 NCER ORD US EPA http://es.epa.gov/ncer/p3/appoverview.html	151	159	00:02:14
175.	Environmental Protection Agency http://es.epa.gov/ncer/fellow/recipients/gro_fellow05.html	151	181	00:02:09
176.	EPA: Nanotechnology: Research Projects: Green Nanotechnology http://es.epa.gov/ncer/nano/research/nano_green.html	151	155	00:02:23
177.	EPA: ORD: NCER: Research on Contaminated Sediments http://es.epa.gov/ncer/publications/topical/sediments.html	151	160	00:02:38
178.	Environmental SBIR Awards by Other Agencies http://es.epa.gov/ncer/sbir/agency/pp.html	151	155	00:04:21
179.	EPA: NCER: Research Opportunities - Post-Doctoral Research Positions http://es.epa.gov/ncer/rfa/postdoc.html	150	152	00:01:38
180.	Environmental Protection Agency http://es.epa.gov/ncer/publications/meetings/	150	159	00:02:45

	Pages	Visits	Views	Average Time Viewed
■ 181.	EPA: ORD: NCER: Funding Opportunities http://es.epa.gov/ncer/rfa/2005/2005_exp_meas_tools.html	150	152	00:01:08
■ 182.	Table of Contents http://es.epa.gov/ncer/sbir/program/	149	198	00:02:19
■ 183.	EPA: ORD: NCER: Funding Opportunities http://es.epa.gov/ncer/rfa/2004/2004_glakes_foodweb.html	148	150	00:02:45
■ 184.	Phase I # Project Development P3 NCER ORD US EPA http://es.epa.gov/ncer/p3/phaseIproof.html	148	153	00:01:09
■ 185.	EPA: ORD: NCER: Research Opportunities: Current RFA http://es.epa.gov/ncer/rfa/current/2003arsenic.html	148	158	00:02:18
■ 186.	EPA: ORD: NCER: Funding Opportunities http://es.epa.gov/ncer/rfa/2004/2004_fire_climate.html	147	149	00:02:13
■ 187.	National Sustainable Design Expo Co-Sponsors Information For P3 NCER ORD US EPA http://es.epa.gov/ncer/p3/info/cosponsors.html	146	157	00:01:50
■ 188.	EPA: ORD: NCER: Research Opportunities: Current RFA http://es.epa.gov/ncer/rfa/current/2003_child_health.html	146	147	00:02:04
■ 189.	EPA: ORD: NCER: Funding Opportunities http://es.epa.gov/ncer/rfa/2004/2004_corporate.html	144	145	00:01:27
■ 190.	EPA: ORD: NCER: Funding Opportunities http://es.epa.gov/ncer/rfa/2004/2004_nano.html	143	144	00:02:32
■ 191.	Archives: STAR Grant Forms and Instructions NCER EPA http://es.epa.gov/ncer/rfa/forms/archives/	142	146	00:03:32
■ 192.	EPA: ORD: NCER: Research on Children's Health Asthma, Lead, and Indoor Air http://es.epa.gov/ncer/publications/topical/children.html	142	143	00:03:45
■ 193.	EPA: ORD: NCER: Fellowships: 1999 STAR Graduate Fellowships http://es.epa.gov/ncer/fellow/recipients/fellow99.html	142	145	00:01:40
■ 194.	EPA: ORD: NCER: Funding Opportunities http://es.epa.gov/ncer/rfa/2005/2005_hsa_impacts_research.html	139	145	00:01:05

	Pages	Visits	Views	Average Time Viewed
195.	EPA: ORD: NCER: Research Opportunities: Current RFA http://es.epa.gov/ncer/rfa/current/2003_technology_epa_nsf.html	139	149	00:01:43
196.	EPA: ORD: NCER: Fellowships: 2001 MAI Graduate Fellowships http://es.epa.gov/ncer/fellow/recipients/mai_fellow02.html	139	144	00:00:52
197.	EPA: ORD: NCER: STANDARD INSTRUCTIONS FOR SUBMITTING AN ELECTRONIC APPLICATION http://es.epa.gov/ncer/rfa/forms/electronic_filing_instr.html	138	149	00:03:57
198.	EPA: ORD: NCER: TITLE http://es.epa.gov/ncer/rfa/archive/grants/01/empact01.html	137	142	00:02:54
199.	EPA: ORD: NCER: Funding Opportunities http://es.epa.gov/ncer/rfa/2005/2005_pathogens_drinking_water.html	137	139	00:01:06
200.	EPA: Nanotechnology: Research Projects: Remediation http://es.epa.gov/ncer/nano/research/nano_remediation.html	137	150	00:02:32
	Other	-	89,063	-
	Total	-	235,218	-

items 1-200 of 200

Pages

	Pages	Average Time to Serve (ms)
1.	EPA: ORD: NCER: Funding Opportunities: Fall 2007 EPA Science to Achieve Results (STAR) Fellowships for Graduate Environmental Study http://es.epa.gov/ncer/rfa/2007/2007_star_fellow.html	0
2.	STAR Fellowships NCER US EPA http://es.epa.gov/ncer/fellow/	0
3.	Funding Opportunities NCER US EPA http://es.epa.gov/ncer/rfa/	0
4.	National Center for Environmental Research (NCER) ORD US EPA http://es.epa.gov/ncer/	0
5.	STAR Grant Forms and Instructions NCER EPA http://es.epa.gov/ncer/rfa/forms/	0

	Pages	Average Time to Serve (ms)
6.	P3 NCER ORD US EPA http://es.epa.gov/ncer/p3/	0
7.	EPA: ORD: NCER: Small Business Innovation Research http://es.epa.gov/ncer/sbir/	0
8.	EPA: ORD: NCER: Funding Opportunities: Fall 2007 EPA Greater Research Opportunities (GRO) Fellowships for Graduate Environmental Study http://es.epa.gov/ncer/rfa/2007/2007_star_grad.html	0
9.	EPA: ORD: NCER: STAR Grants and Cooperative Agreements http://es.epa.gov/ncer/grants/	0
10.	EPA: Nanotechnology http://es.epa.gov/ncer/nano/	0
11.	EPA: ORD: NCER: Funding Opportunities http://es.epa.gov/ncer/rfa/2007/2007_p3_4thannual.html	0
12.	Environmental Protection Agency: National Center For Environmental Research: STAR/GRO Graduate Fellowship FAQs http://es.epa.gov/ncer/guidance/faqs/faq_gro_grad.html	0
13.	Sources, Composition, and Health Effects of Coarse Particulate Matter Funding Opportunities NCER US EPA http://es.epa.gov/ncer/rfa/2006/2006_star_coarse_pm.html	0
14.	EPA: ORD: NCER: Guidance & FAQs: Frequently Asked Questions http://es.epa.gov/ncer/guidance/faqs.html	0
15.	EPA: ORD: NCER: Funding Opportunities: Fall 2007 EPA Greater Research Opportunities (GRO) Fellowships for Undergraduate Environmental Study http://es.epa.gov/ncer/rfa/2007/2007_star_grad_undergrad.html	0
16.	EPA: ORD: NCER: Events: Calendar http://es.epa.gov/ncer/events/	0
17.	Uncertainty Analyses of Models in Integrated Environmental Assessments Funding Opportunities NCER US EPA http://es.epa.gov/ncer/rfa/2006/2006_star_uncertainty.html	0
18.	EPA: ORD: NCER: Funding Opportunities: Development of Environmental Health Outcome Indicators http://es.epa.gov/ncer/rfa/2006/2006_star_ep_hi.html	0

	Pages	Average Time to Serve (ms)
19.	About P3 P3 NCER ORD US EPA http://es.epa.gov/ncer/p3/fact_sheet.html	0
20.	EPA: ORD: NCER: Guidance & FAQs http://es.epa.gov/ncer/guidance/	0
21.	2006/2007 P3 Teams P3 NCER ORD US EPA http://es.epa.gov/ncer/p3/current/	0
22.	Environmental Protection Agency http://es.epa.gov/ncer/fellow/recipients/star_fellow06.html	0
23.	Issues in Tribal Environmental Research and Health Promotion: Novel Approaches for Assessing and Managing Cumulative Risks and Impacts of Global Climate Change Funding Opportunities NCER US EPA http://es.epa.gov/ncer/rfa/2006/2006_star_tribal.html	0
24.	EPA: Nanotechnology http://es.epa.gov/ncer/nano/factsheet/	0
25.	EPA: ORD: NCER: Funding Opportunities http://es.epa.gov/ncer/rfa/2006/2006_sbir_phase1.html	0
26.	EPA: ORD: NCER: Other Programs: EPSCoR http://es.epa.gov/ncer/other/	0
27.	EPA: National Center For Environmental Research http://es.epa.gov/ncer/science/	0
28.	EPA: ORD: NCER: Funding Opportunities http://es.epa.gov/ncer/rfa/2006/2006_star_fellow.html	0
29.	STAA NCER ORD US EPA http://es.epa.gov/ncer/staa/	0
30.	EPA: ORD: NCER: Publications & Proceedings http://es.epa.gov/ncer/publications/	0
31.	EPA: ORD: NCER: Research Results http://es.epa.gov/ncer/results/	0
32.	EPA: Nanotechnology: Basic Information http://es.epa.gov/ncer/nano/questions/	0
33.	Environmental Protection Agency http://es.epa.gov/ncer/guidance/star_faq.html	0
34.	EPA: ORD: NCER: Collaborative Science and Technology Network for Sustainability (CNS) http://es.epa.gov/ncer/cns/	0

	Pages	Average Time to Serve (ms)
35.	EPA: Nanotechnology: Science & Technology http://es.epa.gov/ncer/nano/publications/	0
36.	How to Apply Phase I # Project Development P3 NCER ORD US EPA http://es.epa.gov/ncer/p3/apply/	0
37.	EPA: ORD: NCER: About NCER http://es.epa.gov/ncer/about/	0
38.	Sources and Atmospheric Formation of Organic Particulate Matter Funding Opportunities NCER US EPA http://es.epa.gov/ncer/rfa/2007/2007_star_organic_pm.html	0
39.	EPA: ORD: NCER: Urban Sprawl Research http://es.epa.gov/ncer/publications/topical/urban.html	0
40.	Past P3 Projects P3 NCER ORD US EPA http://es.epa.gov/ncer/p3/past/	0
41.	EPA: ORD: NCER: Events: News http://es.epa.gov/ncer/events/news/2006/09_29_06_p3.html	0
42.	EPA: ORD: NCER: Research on Drinking Water http://es.epa.gov/ncer/publications/topical/drinking.html	0
43.	EPA: ORD: NCER: NOx Research http://es.epa.gov/ncer/publications/topical/nox.html	0
44.	EPA: Nanotechnology: Research Projects http://es.epa.gov/ncer/nano/research/	0
45.	EPA: NCER: Research Centers http://es.epa.gov/ncer/centers/	0
46.	EPA: Nanotechnology http://es.epa.gov/ncer/nano/newsroom/	0
47.	EPA: ORD: NCER: Funding Opportunities http://es.epa.gov/ncer/rfa/2004/2005_star_grad_fellow.html	0
48.	Environmental Protection Agency http://es.epa.gov/ncer/rfa/archive/grants/	0
49.	EPA: ORD: NCER: Funding Opportunities http://es.epa.gov/ncer/rfa/2004/2004_sbir_phase1.html	0
50.	Environmental Protection Agency http://es.epa.gov/ncer/fellow/recipients/star_fellow05.html	0

	Pages	Average Time to Serve (ms)
51.	Current STAA Competition STAA NCER ORD US EPA http://es.epa.gov/ncer/staa/annual/2007/current_comp.html	0
52.	2005 Project Descriptions and Photos P3 NCER ORD US EPA http://es.epa.gov/ncer/p3/project_websites/2005/2005_phase_1_project_websites.html	0
53.	Environmental Protection Agency http://es.epa.gov/ncer/science/pm/	0
54.	EPA: ORD: NCER: Funding Opportunities http://es.epa.gov/ncer/rfa/2006/2006_gro_undegrad_fellow.html	0
55.	EPA: ORD: NCER: Grants: Recipients List http://es.epa.gov/ncer/grants/recipients_index.html	0
56.	EPA: ORD: NCER: Research on Mining Impacts http://es.epa.gov/ncer/publications/topical/mining.html	0
57.	EPA: ORD: NCER: Mercury Research http://es.epa.gov/ncer/publications/topical/mercury.html	0
58.	National Sustainable Design Expo P3 NCER ORD US EPA http://es.epa.gov/ncer/p3/expo/	0
59.	EPA: Nanotechnology http://es.epa.gov/ncer/nano/lectures/	0
60.	EPA: Nanotechnology http://es.epa.gov/ncer/nano/solicitation/	0
61.	Environmental Protection Agency http://es.epa.gov/ncer/rfa/current/2003_nano.html	0
62.	P3 Award Winners and Successes P3 NCER ORD US EPA http://es.epa.gov/ncer/p3/success/	0
63.	EPA: ORD: NCER: Research Opportunities: STAR Fellowship Archives http://es.epa.gov/ncer/rfa/archive/fellow/	0
64.	EPA: ORD: NCER: Funding Opportunities http://es.epa.gov/ncer/rfa/2005/2005_sbir_phase1.html	0
65.	EPA: ORD: NCER: Research Opportunities: Archive http://es.epa.gov/ncer/rfa/archive/	0
66.	EPA: ORD: NCER: Funding Opportunities http://es.epa.gov/ncer/rfa/2004/2005_gro_grad_fellow.html	0

	Pages	Average Time to Serve (ms)
67.	EPA: ORD: NCER: Small Business Innovation Research http://es.epa.gov/ncer/rfa/archive/sbir/	0
68.	2006 P3 Award Winners Past P3 Projects P3 NCER ORD US EPA http://es.epa.gov/ncer/p3/project_websites/2006/2006awardwinners.html	0
69.	EPA: ORD: NCER: STAR Reports http://es.epa.gov/ncer/publications/starreport/	0
70.	Research Program Biodiversity & Human Health NCER US EPA http://es.epa.gov/ncer/biodiversity/	0
71.	EPA: ORD: NCER: Funding Opportunities http://es.epa.gov/ncer/rfa/2004/2004_climate_change.html	0
72.	Forms P3 NCER ORD US EPA http://es.epa.gov/ncer/P3/forms/	0
73.	Environmental Protection Agency http://es.epa.gov/ncer/science/economics/	0
74.	EPA: ORD: NCER: EPA SBIR Program Success Stories http://es.epa.gov/ncer/sbir/success/	0
75.	EPA: ORD: NCER: Funding Opportunities http://es.epa.gov/ncer/rfa/2006/2006_star_gc_aq.html	0
76.	Photo Gallery P3 NCER ORD US EPA http://es.epa.gov/ncer/p3/photo.html	0
77.	EPA: ORD: NCER: Funding Opportunities http://es.epa.gov/ncer/rfa/2005/2005_star_nano.html	0
78.	Environmental Protection Agency http://es.epa.gov/ncer/fellow/recipients/star_fellow04.html	0
79.	EPA: ORD: NCER: Funding Opportunities http://es.epa.gov/ncer/rfa/2006/2006_star_cns.html	0
80.	EPA: Nanotechnology http://es.epa.gov/ncer/nano/relevant_meetings/	0
81.	EPA: ORD: NCER: Research Opportunities http://es.epa.gov/ncer/rfa/current/2004_grad_fellow.html	0
82.	EPA: ORD: NCER: Funding Opportunities http://es.epa.gov/ncer/rfa/2006/2006_gro_fellow.html	0
83.	EPA: ORD: NCER: Funding Opportunities http://es.epa.gov/ncer/rfa/2005/2005_star_biotech.html	0

	Pages	Average Time to Serve (ms)
84.	EPA: ORD: NCER: 2007 GRO Guidance & FAQs: Frequently Asked Questions http://es.epa.gov/ncer/guidance/faqs/faq_gro_undergrad.html	0
85.	EPA: ORD: NCER: Environmental Science and Engineering Fellows Program http://es.epa.gov/ncer/publications/archive/aaas97.html	0
86.	EPA: ORD: NCER: Funding Opportunities http://es.epa.gov/ncer/rfa/2006/2006_gro_solicitation.html	0
87.	Environmental Protection Agency http://es.epa.gov/ncer/fellow/recipients/gro_fellow06.html	0
88.	EPA: ORD: NCER: Algal Bloom Research http://es.epa.gov/ncer/publications/topical/algals.html	0
89.	P3 and Other Awards Ceremony P3 NCER ORD US EPA http://es.epa.gov/ncer/p3/ceremony/	0
90.	EPA: ORD: NCER: Events: News http://es.epa.gov/ncer/events/news/2003/01_15_03a.html	0
91.	Environmental Protection Agency http://es.epa.gov/ncer/fellow/recipients/star_fellow03.html	0
92.	Scientific and Technological Achievement Awards 2007 Nomination Procedures And Guidelines STAA NCER ORD US EPA http://es.epa.gov/ncer/staa/annual/2007/2007_nomination_procedures.html	0
93.	EPA: ORD: NCER: Events: Archive http://es.epa.gov/ncer/events/news/	0
94.	Information for Current Grantees P3 NCER ORD US EPA http://es.epa.gov/ncer/p3/teams/	0
95.	Past P3 Projects by Topic Past P3 Projects P3 NCER ORD US EPA http://es.epa.gov/ncer/p3/abtable1.html	0
96.	EPA: ORD: NCER: Funding Opportunities http://es.epa.gov/ncer/rfa/2004/2004_collab_science.html	0
97.	EPA: ORD: NCER: Research on Water Treatment for Pesticide Removal and the Impacts of Agriculture on Water Quality http://es.epa.gov/ncer/publications/topical/pesticide.html	0
98.	EPA: ORD: NCER: Progress-Review Workshop Proceedings http://es.epa.gov/ncer/publications/workshop/	0

	Pages	Average Time to Serve (ms)
99.	EPA: NCER: Science Topics: Drinking Water http://es.epa.gov/ncer/science/drinkingwater/	0
100.	EPA: ORD: NCER: SBIR http://es.epa.gov/ncer/rfa/current/sbir_phase1.html	0
101.	2004 P3 Projects Past P3 Projects P3 NCER ORD US EPA http://es.epa.gov/ncer/p3/project_websites/2004_project_websites.html	0
102.	EPA: ORD: NCER: Funding Opportunities http://es.epa.gov/ncer/rfa/2004/2004_manufactured_nano.html	0
103.	EPA: ORD: NCER: Fellowships http://es.epa.gov/ncer/fellow/abstracts/	0
104.	EPA: Nanotechnology http://es.epa.gov/ncer/nano/links/	0
105.	EPA: ORD: NCER: Guidance & FAQs: Acknowledgement of EPA Support http://es.epa.gov/ncer/guidance/star_images.html	0
106.	EPA: NCER: Science Topics: Global Change: Background http://es.epa.gov/ncer/science/globalclimate/	0
107.	EPA: ORD: NCER: Funding Opportunities http://es.epa.gov/ncer/rfa/2004/2004_sbir_phase1_haz-waste.html	0
108.	EPA: ORD: NCER: Funding Opportunities http://es.epa.gov/ncer/rfa/2004/2004_sbir_phase1_poll-prev.html	0
109.	EPA: ORD: NCER: Funding Opportunities http://es.epa.gov/ncer/rfa/2004/2004_valuation.html	0
110.	EPA: ORD: NCER: Environmental Research Grant Announcements http://es.epa.gov/ncer/rfa/archive/grants/06/	0
111.	EPA: ORD: NCER: Research Opportunities: Current RFA http://es.epa.gov/ncer/rfa/current/2003_mai_under.html	0
112.	EPA: ORD: NCER: Funding Opportunities http://es.epa.gov/ncer/rfa/2006/2006_star_methodological.html	0
113.	EPA: ORD: NCER: Funding Opportunities http://es.epa.gov/ncer/rfa/2006/2006_oth_coop_training.html	0
114.	EPA: ORD: NCER: Funding Opportunities http://es.epa.gov/ncer/rfa/2004/2004_air_poll_em.html	0

	Pages	Average Time to Serve (ms)
115.	EPA: ORD: NCER: STAR Research Capsules http://es.epa.gov/ncer/publications/topical/	0
116.	EPA: ORD: NCER: Funding Opportunities http://es.epa.gov/ncer/rfa/2004/2005_gro_undegrad_fellow.html	0
117.	EPA: ORD: NCER: Funding Opportunities http://es.epa.gov/ncer/rfa/2006/2006_star_cafos.html	0
118.	Market Mechanisms and Incentives: Case Studies and Experimental Testbeds for New Environmental Trading Programs Funding Opportunities NCER US EPA http://es.epa.gov/ncer/rfa/2006/2006_star_mmi.html	0
119.	EPA: Nanotechnology: Research Projects: Toxicology http://es.epa.gov/ncer/nano/research/nano_tox.html	0
120.	2006-2007 GRO Undergraduate Fellowships STAR Fellowships NCER US EPA http://es.epa.gov/ncer/fellow/recipients/gro_undergrad_fellow06.html	0
121.	EPA: ORD: NCER: Remediation Research http://es.epa.gov/ncer/publications/topical/remediation.html	0
122.	EPA: ORD: NCER: Ecological Assessment and Indicators Research http://es.epa.gov/ncer/publications/topical/ecoass.html	0
123.	EPA: ORD: NCER: Small Business Innovation Research http://es.epa.gov/ncer/rfa/archive/sbir/phase1.html	0
124.	EPA: ORD: NCER: About NCER: Quick Guide http://es.epa.gov/ncer/about/quickguide.html	0
125.	EPA: ORD: NCER: Funding Opportunities http://es.epa.gov/ncer/rfa/2005/2005_ecohab.html	0
126.	2007 Fellowships Fellowships NCER ORD US EPA http://es.epa.gov/ncer/06fellowships/	0
127.	EPA: ORD: NCER: Research on Pesticide Bio- and Phytoremediation http://es.epa.gov/ncer/publications/topical/biopest.html	0
128.	EPA: ORD: NCER: Funding Opportunities http://es.epa.gov/ncer/rfa/2005/2005_vep.html	0

	Pages	Average Time to Serve (ms)
129.	Become An Exhibitor Information For P3 NCER ORD US EPA http://es.epa.gov/ncer/p3/become_exhibitor.html	0
130.	EPA: ORD: NCER: Funding Opportunities http://es.epa.gov/ncer/rfa/current/2004_arsenic.html	0
131.	EPA: ORD: NCER: Funding Opportunities http://es.epa.gov/ncer/rfa/2006/2006_p3.html	0
132.	EPA: ORD: NCER: Guidance & FAQs http://es.epa.gov/ncer/guidance/qa.html	0
133.	2006 Newsroom P3 NCER ORD US EPA http://es.epa.gov/ncer/p3/news.html	0
134.	EPA: ORD: NCER: Funding Opportunities http://es.epa.gov/ncer/rfa/2004/2004_pm_research.html	0
135.	EPA: ORD: NCER: Events: News http://es.epa.gov/ncer/events/news/2005/03_08_05_feature.html	0
136.	EPA: ORD: NCER: Small Business Innovation Research http://es.epa.gov/ncer/sbir/sbir_phase1_2002.html	0
137.	EPA: ORD: NCER: Research Opportunities: Current RFA http://es.epa.gov/ncer/rfa/current/2003_mai_grad.html	0
138.	EPA: ORD: NCER: Funding Opportunities http://es.epa.gov/ncer/rfa/2004/2004_low_dose.html	0
139.	EPA: ORD: NCER: Funding Opportunities http://es.epa.gov/ncer/rfa/2005/2005_nonlinear_responses.html	0
140.	EPA: ORD: NCER: Funding Opportunities http://es.epa.gov/ncer/rfa/2005/2005_decision_support_sys.html	0
141.	EPA: ORD: NCER: Research Opportunities: 2006 STAR Fellowship Archives http://es.epa.gov/ncer/rfa/archive/fellow/fellowarchives2006.html	0
142.	EPA: ORD: NCER: Funding Opportunities http://es.epa.gov/ncer/rfa/2004/2004_gro_bioaccum.html	0
143.	EPA: ORD: NCER: Pathogens in Water http://es.epa.gov/ncer/publications/topical/pathogens.html	0

	Pages	Average Time to Serve (ms)
144.	Environmental Protection Agency http://es.epa.gov/ncer/publications/nano/	0
145.	EPA: NCER: P3: People, Prosperity and the Planet Student Design Competition for Sustainability: A National Student Design Competition for Sustainability focusing on People, Prosperity, and the Planet http://es.epa.gov/ncer/p3/designs_sustain_rfp_2005.html	0
146.	EPA: ORD: NCER: Funding Opportunities http://es.epa.gov/ncer/rfa/2004/2004_source_pm.html	0
147.	EPA: ORD: NCER: Funding Opportunities: Interpretation of Biomarkers Using Physiologically Based Pharmacokinetic Modeling http://es.epa.gov/ncer/rfa/2006/2006_star_pbk_modeling.html	0
148.	EPA: ORD: NCER: Funding Opportunities http://es.epa.gov/ncer/rfa/current/2004_gro_grad_fellow.html	0
149.	EPA: ORD: NCER: Research on PCBs http://es.epa.gov/ncer/publications/topical/pcb.html	0
150.	EPA: ORD: NCER: Events: Archive http://es.epa.gov/ncer/events/news/2006/	0
151.	http://es.epa.gov/ncer/centers/eer/cencitt/yr2rpt.html	0
152.	http://es.epa.gov/ncer/centers/eer/cehr/96annrpt.html	0
153.	Grant Recipients P3 NCER ORD US EPA http://es.epa.gov/ncer/p3/grantrecip.html	0
154.	EPA: ORD: NCER: Funding Opportunities http://es.epa.gov/ncer/rfa/current/2004_gro_undergrad_fellow.html	0
155.	EPA: ORD: NCER: Funding Opportunities http://es.epa.gov/ncer/rfa/2004/2004_aqua_syss.html	0
156.	EPA: ORD: NCER: Funding Opportunities http://es.epa.gov/ncer/rfa/2004/2004_risk_assessment.html	0
157.	EPA: ORD: NCER: STAR Fellowships: Posters http://es.epa.gov/ncer/fellow/posters/2004_star_grad_fellow_conf_posters.html	0
158.	EPA: ORD: NCER: Funding Opportunities http://es.epa.gov/ncer/rfa/2004/2004_biomarkers.html	0

	Pages	Average Time to Serve (ms)
159.	Information for Partners Info For P3 NCER ORD US EPA http://es.epa.gov/ncer/p3/info/partners.html	0
160.	EPA: ORD: NCER: Funding Opportunities http://es.epa.gov/ncer/rfa/2004/2004_sbir_phase1_pac-swest.html	0
161.	Current Partners Information for Partners P3 NCER ORD US EPA http://es.epa.gov/ncer/p3/partners/	0
162.	EPA: ORD: NCER: Fellowships: 2000 STAR Graduate Fellowships http://es.epa.gov/ncer/fellow/recipients/fellow00.html	0
163.	Peer Review Phase I # Project Development P3 NCER ORD US EPA http://es.epa.gov/ncer/P3/peerreview.html	0
164.	EPA: ORD: NCER: Events: Participants: Workshop on Pharmaceuticals in the Environment http://es.epa.gov/ncer/publications/meetings/8-23-2005/participants.html	0
165.	EPA: ORD: NCER: Events: News http://es.epa.gov/ncer/events/news/2005/04_13_05_feature.html	0
166.	EPA: ORD: NCER: Research Opportunities: Exploratory Research to Anticipate Future Environmental Issues http://es.epa.gov/ncer/rfa/archive/grants/01/futures.html	0
167.	EPA: ORD: NCER: Funding Opportunities http://es.epa.gov/ncer/rfa/2004/2004_ecohab.html	0
168.	EPA: ORD: NCER: Funding Opportunities http://es.epa.gov/ncer/rfa/2005/2005_ebd_rfa.html	0
169.	Environmental Protection Agency http://es.epa.gov/ncer/rfa/current/2003_enviro_stat.html	0
170.	EPA: ORD: NCER: Centers http://es.epa.gov/ncer/centers/eagles/	0
171.	EPA: ORD: NCER: Fellowships: 2001 Graduate Fellowships http://es.epa.gov/ncer/fellow/recipients/star_fellow01.html	0
172.	EPA: ORD: NCER: Funding Opportunities http://es.epa.gov/ncer/rfa/2005/2005_tropospheric_air_pollution.html	0


	Pages	Average Time to Serve (ms)
■ 173.	EPA: NCER: P3: People, Prosperity and the Planet Student Design Competition for Sustainability: A National Student Design Competition for Sustainability focusing on People, Prosperity, and the Planet http://es.epa.gov/ncer/p3/designs_sustain_rfp.html	0
■ 174.	Application Overview Phase I - P3 Grant Competition/Proof of Concept P3 NCER ORD US EPA http://es.epa.gov/ncer/p3/appoverview.html	0
■ 175.	Environmental Protection Agency http://es.epa.gov/ncer/fellow/recipients/gro_fellow05.html	0
■ 176.	EPA: Nanotechnology: Research Projects: Green Nanotechnology http://es.epa.gov/ncer/nano/research/nano_green.html	0
■ 177.	EPA: ORD: NCER: Research on Contaminated Sediments http://es.epa.gov/ncer/publications/topical/sediments.html	0
■ 178.	Environmental SBIR Awards by Other Agencies http://es.epa.gov/ncer/sbir/agency/pp.html	0
■ 179.	EPA: NCER: Research Opportunities - Post-Doctoral Research Positions http://es.epa.gov/ncer/rfa/postdoc.html	0
■ 180.	Environmental Protection Agency http://es.epa.gov/ncer/publications/meetings/	0
■ 181.	EPA: ORD: NCER: Funding Opportunities http://es.epa.gov/ncer/rfa/2005/2005_exp_measures_tools.html	0
■ 182.	Table of Contents http://es.epa.gov/ncer/sbir/program/	0
■ 183.	EPA: ORD: NCER: Funding Opportunities http://es.epa.gov/ncer/rfa/2004/2004_glakes_foodweb.html	0
■ 184.	Phase I # Project Development P3 NCER ORD US EPA http://es.epa.gov/ncer/p3/phase1proof.html	0
■ 185.	EPA: ORD: NCER: Research Opportunities: Current RFA http://es.epa.gov/ncer/rfa/current/2003arsenic.html	0
■ 186.	EPA: ORD: NCER: Funding Opportunities http://es.epa.gov/ncer/rfa/2004/2004_fire_climate.html	0

	Pages	Average Time to Serve (ms)
187.	National Sustainable Design Expo Co-Sponsors Information For P3 NCER ORD US EPA http://es.epa.gov/ncer/p3/info/cosponsors.html	0
188.	EPA: ORD: NCER: Research Opportunities: Current RFA http://es.epa.gov/ncer/rfa/current/2003_child_health.html	0
189.	EPA: ORD: NCER: Funding Opportunities http://es.epa.gov/ncer/rfa/2004/2004_corporate.html	0
190.	EPA: ORD: NCER: Funding Opportunities http://es.epa.gov/ncer/rfa/2004/2004_nano.html	0
191.	Archives: STAR Grant Forms and Instructions NCER EPA http://es.epa.gov/ncer/rfa/forms/archives/	0
192.	EPA: ORD: NCER: Research on Children's Health Asthma, Lead, and Indoor Air http://es.epa.gov/ncer/publications/topical/children.html	0
193.	EPA: ORD: NCER: Fellowships: 1999 STAR Graduate Fellowships http://es.epa.gov/ncer/fellow/recipients/fellow99.html	0
194.	EPA: ORD: NCER: Funding Opportunities http://es.epa.gov/ncer/rfa/2005/2005_hsa_impacts_research.html	0
195.	EPA: ORD: NCER: Research Opportunities: Current RFA http://es.epa.gov/ncer/rfa/current/2003_technology_epa_nsf.html	0
196.	EPA: ORD: NCER: Fellowships: 2001 MAI Graduate Fellowships http://es.epa.gov/ncer/fellow/recipients/mai_fellow02.html	0
197.	EPA: ORD: NCER: STANDARD INSTRUCTIONS FOR SUBMITTING AN ELECTRONIC APPLICATION http://es.epa.gov/ncer/rfa/forms/electronic_filing_instr.html	0
198.	EPA: ORD: NCER: TITLE http://es.epa.gov/ncer/rfa/archive/grants/01/empact01.html	0
199.	EPA: ORD: NCER: Funding Opportunities http://es.epa.gov/ncer/rfa/2005/2005_pathogens_drinking_water.html	0

	Pages	Average Time to Serve (ms)
■ 200.	EPA: Nanotechnology: Research Projects: Remediation http://es.epa.gov/ncer/nano/research/nano_remediation.html	0
	Other	-
	Total	-

items 1-200 of 200

Pages - Help Card



Column Definitions


Pages
Any displayed page. You can specify for each profile the types of files that qualify as a page. These settings can be changed by the WebTrends administrator.

Visits
Number of visits to this page. A visit is a series of actions that begins when a visitor views the first page from the server, and ends when the visitor leaves the site or remains idle beyond the idle-time limit. The default idle-time limit is thirty minutes. This time limit can be changed by the system administrator.

Views
Number of times this page was viewed by visitors.

Average Time Viewed
Average length of time the specified page was viewed. (The format is hh:mm:ss - hours:minutes:seconds.)

Average Time to Serve
Average amount of time (in milliseconds) it took to serve each document during the specified time interval. The time to serve spans from the time the server got a page request until it transmitted all the data.
Note: Zero values in this column probably indicates that your web server is not logging Time to Serve information.

 **Report Descriptions**

Pages with good content and design are more likely to attract visitors and be revisited. Less popular pages on a site can be made more appealing by improving the content or incorporating design elements similar to that on the more important pages. Always remember that people are far more interested in content than in design, and average view times can help determine which content is most important to your visitors.

Content Groups

This report identifies the most popular groups of web site pages and how often they were visited.

Content Groups Trend

No data is available for this graph.

Content Groups

No data is available for this graph.

Content Groups

No data is available for this table.

Content Groups - Help Card



Column Definitions

Content Group

A defined group of web pages with specific things in common, such as the same types of products, services, or information.

Visits

Number of visits where the visitor viewed at least one page in the specified content group. A visit is a series of actions that begins when a visitor views their first page from the server, and ends when the visitor leaves the site or remains idle beyond the idle-time limit. The default idle-time limit is thirty minutes. This time limit can be changed by the system administrator.

Hits

Each file requested by a visitor registers as a hit. There can be several hits on each page. While the volume of hits reflects the amount of server traffic, it is not an accurate reflection of the number of pages viewed.



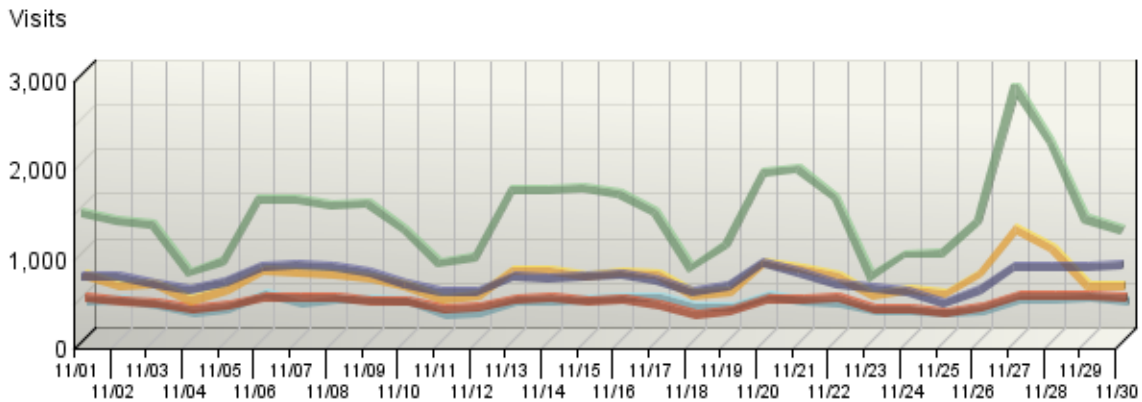
Report Descriptions

The information on this page can show you which content groups were most popular. This will reveal the reasons people visit your web site, and what is most interesting and least interesting to them.

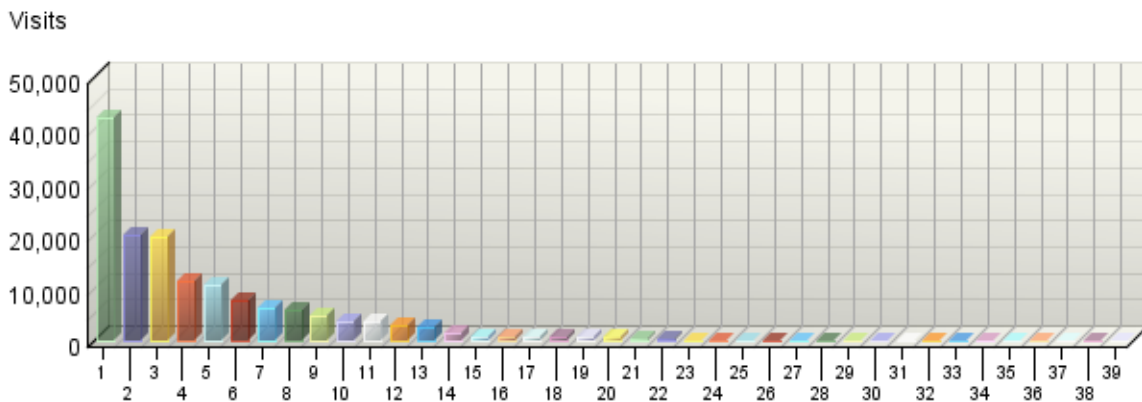
Directories

This report lists the most commonly accessed directories on your web site. This information can help determine the types of data most often requested.

Directories Trend



Directories



Directories

	Path To Directory	Visits	Hits	Kbytes Transferred
1.	http://es.epa.gov/ncer/rfa	42,188	90,284	5,097,898
2.	http://es.epa.gov/ncer/publications	20,222	75,344	29,967,268
3.	http://es.epa.gov/ncer/fellow	19,679	35,648	2,151,159
4.	http://es.epa.gov/ncer/sbir	11,381	19,087	1,544,891

	Path To Directory	Visits	Hits	Kbytes Transferred
5.	http://es.epa.gov/ncer/p3	10,509	27,529	623,420
6.	http://es.epa.gov/ncer/	7,814	13,059	397,367
7.	http://es.epa.gov/ncer/events	6,319	17,614	617,119
8.	http://es.epa.gov/ncer/nano	5,987	25,282	2,810,252
9.	http://es.epa.gov/ncer/index_files	4,670	5,453	146,651
10.	http://es.epa.gov/ncer/guidance	3,786	6,572	191,934
11.	http://es.epa.gov/ncer/grants	3,684	4,707	151,567
12.	http://es.epa.gov/ncer/science	3,057	7,436	963,093
13.	http://es.epa.gov/ncer/centers	2,660	6,714	342,248
14.	http://es.epa.gov/ncer/staa	1,520	3,922	85,017
15.	http://es.epa.gov/ncer/other	908	1,144	57,728
16.	http://es.epa.gov/ncer/results	804	1,451	30,742
17.	http://es.epa.gov/ncer/cns	755	1,301	28,084
18.	http://es.epa.gov/ncer/about	669	917	18,595
19.	http://es.epa.gov/ncer/briefings	666	2,486	352,284
20.	http://es.epa.gov/ncer/biodiversity	563	1,236	19,688
21.	http://es.epa.gov/ncer/news	280	295	1,780
22.	http://es.epa.gov/ncer/06fellowships	191	248	2,837
23.	http://es.epa.gov/ncer/early	174	203	325
24.	http://es.epa.gov/ncer/nano2005	93	219	827
25.	http://es.epa.gov/ncer/p3recipients	90	221	739
26.	http://es.epa.gov/ncer/2005bioinformatics	81	118	711
27.	http://es.epa.gov/ncer/epscor	42	51	892
28.	http://es.epa.gov/ncer/05childbiomarker	40	70	557
29.	http://es.epa.gov/ncer/05drinkingwater	37	38	610
30.	http://es.epa.gov/ncer/pdf	36	47	382
31.	http://es.epa.gov/ncer/images	18	59	387
32.	http://es.epa.gov/ncer/mailing	14	21	904
33.	http://es.epa.gov/ncer/childrenscenters	11	35	120,541
34.	http://es.epa.gov/ncer/tse	5	13	82
35.	http://es.epa.gov/ncer/recipients	2	5	34
36.	http://es.epa.gov/ncer/06fellowshipconf	1	1	17
37.	http://es.epa.gov/ncer/nanotechnology	1	2	19
38.	http://es.epa.gov/ncer/styles	1	2	0
39.	http://es.epa.gov/	1	1	0
Total		-	348,835	45,728,632

items 1-39 of 39

Directories - Help Card



Column Definitions

Path to Directory

The full URL path to the directory being analyzed.

Visits

Number of visits to pages within the specified directory. A visit is a series of actions that begins when a visitor views their first page from the server, and ends when the visitor leaves the site or remains idle beyond the idle-time limit. The default idle-time limit is thirty minutes. This time limit can be changed by the system administrator.

Hits

Each file requested by a visitor registers as a hit. There can be several hits on each page. While the volume of hits reflects the amount of server traffic, it is not an accurate reflection of the number of pages viewed.

Kbytes Transferred

Number of kilobytes of data transferred by the server from the specified directory to your visitors.



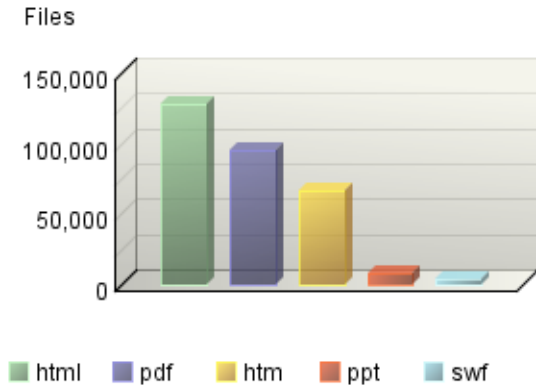
Report Descriptions

This report indicates the content visitors are most interested in. Use this information to determine which content areas to develop further, which areas to focus on less, and how you can arrange your content most effectively. If the table is sorted by kilobytes of data transferred, this page reveals what kind of data the server spends the most time transferring, and may suggest different ways to organize your data, or different ways to distribute the server load if you have more than one server.

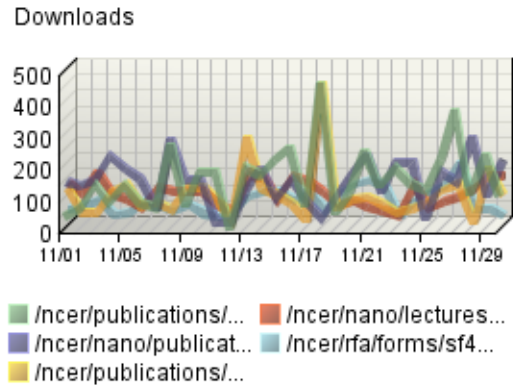
Files Dashboard

This displays key graphs and tables that provide an overview of the Files chapter. When viewing through the on-demand interface, you can click on the title of a graph or table to navigate to the corresponding page.

Accessed File Types by Files



Downloaded Files Trend



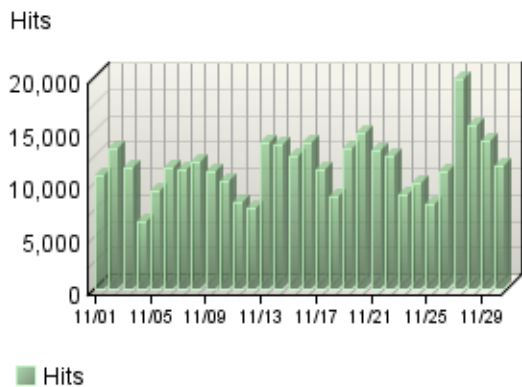
Uploaded Files

No data is available for this graph.

Hit Summary

Successful Hits for Entire Site	348,835
Average Hits per Day	11,627
Home Page Hits	5,101

Hits Trend

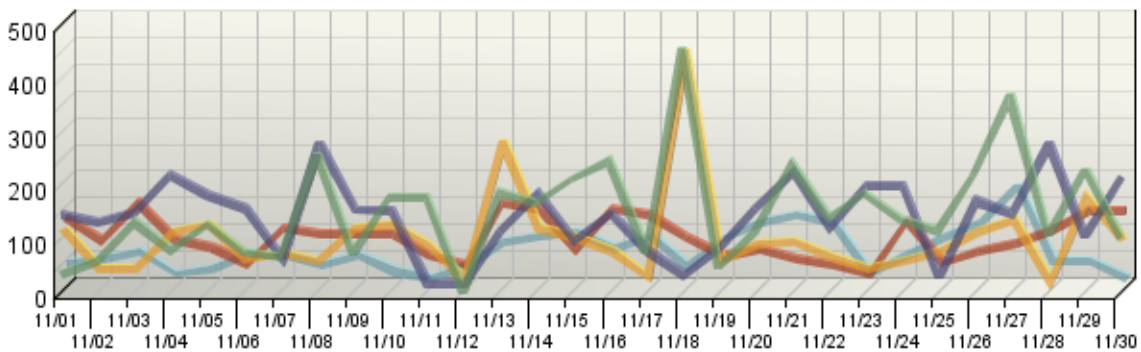


Downloaded Files

This report identifies the most popular files downloaded from your site.

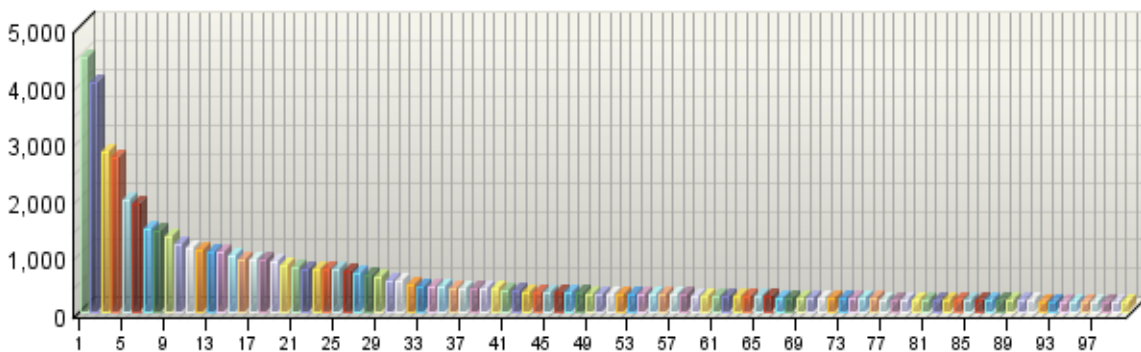
Downloaded Files Trend

Downloads



Downloaded Files

Downloads



Downloaded Files

	Downloaded Files	Downloads	% Downloads	Visits
1.	http://es.epa.gov/ncer/publications/workshop/pdf/10_26_05proceeding1.pdf	4,470	4.49%	233
2.	http://es.epa.gov/ncer/nano/publications/whitepaper12022005.pdf	4,022	4.04%	400
3.	http://es.epa.gov/ncer/publications/workshop/nano_proceed.pdf	2,811	2.82%	318

	Downloaded Files	Downloads	% Downloads	Visits
4.	http://es.epa.gov/ncer/nano/lectures/zhang0705.pdf	2,706	2.72%	280
5.	http://es.epa.gov/ncer/rfa/forms/sf424_i.pdf	1,956	1.96%	1,276
6.	http://es.epa.gov/ncer/p3/success/michigan.pdf	1,898	1.91%	130
7.	http://es.epa.gov/ncer/rfa/forms/keycontacts.pdf	1,459	1.47%	1,065
8.	http://es.epa.gov/ncer/publications/workshop/pdf/fnanoproc_092005.pdf	1,405	1.41%	119
9.	http://es.epa.gov/ncer/rfa/forms/sf424i_instructions.pdf	1,312	1.32%	984
10.	http://es.epa.gov/ncer/sbir/report.pdf	1,181	1.19%	259
11.	http://es.epa.gov/ncer/rfa/forms/sf424-v2.0.pdf	1,131	1.14%	865
12.	http://es.epa.gov/ncer/rfa/forms/NCER_std_form_5-STAR_Grant_applications.pdf	1,082	1.09%	616
13.	http://es.epa.gov/ncer/publications/nano/nanotechnology4-20-04.pdf	1,036	1.04%	133
14.	http://es.epa.gov/ncer/publications/workshop/pdf/10_20_05_nanosummary.pdf	1,031	1.04%	124
15.	http://es.epa.gov/ncer/nano/lectures/roco_04_18_05_presentation.pdf	965	0.97%	52
16.	http://es.epa.gov/ncer/sbir/success/pdf/stories05.pdf	919	0.92%	77
17.	http://es.epa.gov/ncer/publications/overview/bioavailability_complete_book.pdf	916	0.92%	174
18.	http://es.epa.gov/ncer/rfa/forms/approved_budget_sheet.pdf	901	0.91%	702
19.	http://es.epa.gov/ncer/rfa/forms/sf424instructions.pdf	887	0.89%	687
20.	http://es.epa.gov/ncer/science/tse/annual.pdf	798	0.80%	85
21.	http://es.epa.gov/ncer/publications/nano/pdf/Rama.pdf	787	0.79%	49
22.	http://es.epa.gov/ncer/publications/ncer/ncer_annualreport.pdf	752	0.76%	160
23.	http://es.epa.gov/ncer/nano/lectures/mcneil_030706.pdf	750	0.75%	153
24.	http://es.epa.gov/ncer/publications/workshop/pdf/endocrine_disruptors.pdf	747	0.75%	69
25.	http://es.epa.gov/ncer/rfa/forms/electronic_filing_instr.pdf	734	0.74%	551
26.	http://es.epa.gov/ncer/rfa/forms/epaf2006.pdf	722	0.73%	546
27.	http://es.epa.gov/ncer/publications/meetings/8-18-04/pdf/epa-winter.pdf	689	0.69%	53
28.	http://es.epa.gov/ncer/rfa/2006/sbir_phase1.pdf	653	0.66%	100

	Downloaded Files	Downloads	% Downloads	Visits
29.	http://es.epa.gov/ncer/publications/workshop/microorganisms_drinking_water_proceedings.pdf	611	0.61%	45
30.	http://es.epa.gov/ncer/nano/lectures/merzbacher_05_02_05_presentation.pdf	534	0.54%	97
31.	http://es.epa.gov/ncer/publications/meetings/8-18-04/pdf/drzal_epa-star_08-17-04_(final).pdf	524	0.53%	109
32.	http://es.epa.gov/ncer/nano/lectures/maynard_06_13_05_presentation.pdf	463	0.47%	107
33.	http://es.epa.gov/ncer/publications/workshop/pdf/EE-0484-09.pdf	438	0.44%	41
34.	http://es.epa.gov/ncer/nano/publications/8-18-04/fnanoproc_092005.pdf	432	0.43%	51
35.	http://es.epa.gov/ncer/publications/meetings/8-23-2005/Black_355_d1.pdf	428	0.43%	36
36.	http://es.epa.gov/ncer/publications/sbir/report.pdf	405	0.41%	18
37.	http://es.epa.gov/ncer/science/pm/pm.pdf	405	0.41%	41
38.	http://es.epa.gov/ncer/nano/lectures/shah92605.pdf	399	0.40%	86
39.	http://es.epa.gov/ncer/rfa/forms/guidance.pdf	399	0.40%	359
40.	http://es.epa.gov/ncer/publications/workshop/pdf/2001_drinking_water.pdf	391	0.39%	32
41.	http://es.epa.gov/ncer/nano/publications/2002_august_nano_star_workshop.pdf	374	0.38%	55
42.	http://es.epa.gov/ncer/publications/nano/pdf/BaerEPA-Workshop--SmallParticleChemistry-final.pdf	372	0.37%	49
43.	http://es.epa.gov/ncer/nano/lectures/teague_042505_presentation.pdf	354	0.36%	41
44.	http://es.epa.gov/ncer/publications/meetings/8-23-2005/Buzby_300_d2.pdf	348	0.35%	32
45.	http://es.epa.gov/ncer/publications/meetings/8-23-2005/Gressitt_0915_d3.pdf	343	0.34%	30
46.	http://es.epa.gov/ncer/nano/lectures/shull_06_27_05_presentation.pdf	343	0.34%	39
47.	http://es.epa.gov/ncer/publications/regions/5/pdf/johnson7_14_2004.pdf	331	0.33%	29
48.	http://es.epa.gov/ncer/publications/workshop/pdf/2003star_mercury_fate_transport_proceedings.pdf	330	0.33%	46
49.	http://es.epa.gov/ncer/publications/search/toxicsbatch.pdf	317	0.32%	34
50.	http://es.epa.gov/ncer/publications/workshop/pdf/EE-0492-02.pdf	316	0.32%	44

	Downloaded Files	Downloads	% Downloads	Visits
51.	http://es.epa.gov/ncer/publications/meetings/10_26_05/b33westerhoff.pdf	316	0.32%	34
52.	http://es.epa.gov/ncer/publications/workshop/pdf/10_20_05_dreher_kevin.pdf	311	0.31%	47
53.	http://es.epa.gov/ncer/publications/nano/pdf/lamNT-Tox-EPA-NSF-Talk-Breviated.pdf	308	0.31%	67
54.	http://es.epa.gov/ncer/publications/workshop/pdf/EE-0492-04.pdf	300	0.30%	40
55.	http://es.epa.gov/ncer/publications/workshop/pdf/EE-0497-06.pdf	297	0.30%	37
56.	http://es.epa.gov/ncer/publications/workshop/pdf/2003star_human_health_proceedings.pdf	296	0.30%	26
57.	http://es.epa.gov/ncer/publications/nano/pdf/GaudianaKonarka Overview - September 8, 2003.pdf	292	0.29%	37
58.	http://es.epa.gov/ncer/publications/regions/5/pdf/plewa7_14_2004.pdf	290	0.29%	37
59.	http://es.epa.gov/ncer/publications/meetings/8-18-04/pdf/greg_wilson.pdf	281	0.28%	29
60.	http://es.epa.gov/ncer/sbir/success/pdf/success_stories_old.pdf	275	0.28%	30
61.	http://es.epa.gov/ncer/publications/workshop/bynd_com_sess2.pdf	273	0.27%	39
62.	http://es.epa.gov/ncer/publications/starreport/starsix.pdf	272	0.27%	77
63.	http://es.epa.gov/ncer/publications/workshop/pdf/humanhealthproc.pdf	270	0.27%	29
64.	http://es.epa.gov/ncer/nano/factsheet/nano_factsheet.pdf	268	0.27%	228
65.	http://es.epa.gov/ncer/publications/meetings/11-30-2005/pmcentersabstract.pdf	267	0.27%	32
66.	http://es.epa.gov/ncer/publications/workshop/pdf/EE-0497-02.pdf	262	0.26%	34
67.	http://es.epa.gov/ncer/publications/workshop/pdf/EE-0497-01.pdf	251	0.25%	42
68.	http://es.epa.gov/ncer/sbir/2007factsheet.pdf	248	0.25%	201
69.	http://es.epa.gov/ncer/publications/workshop/pdf/10_20_05_ruiz_nancy.pdf	245	0.25%	33
70.	http://es.epa.gov/ncer/publications/meetings/8-23-2005/Rubenstein_0850_d3.pdf	237	0.24%	64
71.	http://es.epa.gov/ncer/publications/meetings/9-27-2004/pdf/nel.pdf	234	0.24%	37
72.	http://es.epa.gov/ncer/rfa/forms/approved_budget_sheet.doc	230	0.23%	209
73.	http://es.epa.gov/ncer/publications/meetings/11-30-2005/Rochester_PM_Center_Kickoff.pdf	228	0.23%	39

	Downloaded Files	Downloads	% Downloads	Visits
74.	http://es.epa.gov/ncer/P3/forms/2004p3forms.pdf	225	0.23%	152
75.	http://es.epa.gov/ncer/publications/science_forum/posters/pdf/2004_callard.pdf	225	0.23%	157
76.	http://es.epa.gov/ncer/publications/meetings/9-27-2004/pdf/chen.pdf	220	0.22%	35
77.	http://es.epa.gov/ncer/publications/meetings/9-28-2004/pdf/frampton.pdf	219	0.22%	54
78.	http://es.epa.gov/ncer/publications/workshop/pdf/EE-0484-04.pdf	215	0.22%	41
79.	http://es.epa.gov/ncer/nano/relevant_meetings/NanotoxicologyMeeting2006.pdf	213	0.21%	88
80.	http://es.epa.gov/ncer/publications/meetings/8-18-04/pdf/larsen.pdf	209	0.21%	42
81.	http://es.epa.gov/ncer/publications/meetings/8-18-04/pdf/william_trogler.pdf	206	0.21%	33
82.	http://es.epa.gov/ncer/publications/workshop/pdf/11_03_05_harwell.pdf	200	0.20%	32
83.	http://es.epa.gov/ncer/publications/workshop/globalaquaticceco_60806.pdf	199	0.20%	28
84.	http://es.epa.gov/ncer/publications/meetings/9-28-2004/pdf/nel.pdf	198	0.20%	34
85.	http://es.epa.gov/ncer/publications/nano/pdf/Hwang.pdf	196	0.20%	34
86.	http://es.epa.gov/ncer/publications/epa_center_reports/FinalOutput_EaGLENewTools2005.pdf	195	0.20%	79
87.	http://es.epa.gov/ncer/centers/trc/catm/catm.pdf	194	0.19%	13
88.	http://es.epa.gov/ncer/publications/workshop/indicatprw00.pdf	191	0.19%	41
89.	http://es.epa.gov/ncer/publications/meetings/8-18-04/pdf/drzal_greenManf.pdf	191	0.19%	22
90.	http://es.epa.gov/ncer/science/economics/science_econ1.pdf	186	0.19%	30
91.	http://es.epa.gov/ncer/publications/workshop/pdf/EE-0492-03.pdf	186	0.19%	32
92.	http://es.epa.gov/ncer/publications/workshop/pdf/10_20_05_tratnyet_paul.pdf	185	0.19%	34
93.	http://es.epa.gov/ncer/publications/starreport/stareight.pdf	185	0.19%	84
94.	http://es.epa.gov/ncer/publications/starreport/starten.pdf	185	0.19%	158
95.	http://es.epa.gov/ncer/publications/regions/5/pdf/finette7_14_2004.pdf	185	0.19%	41
96.	http://es.epa.gov/ncer/publications/workshop/pdf/11_03_05_hargreaves.pdf	182	0.18%	32

	Downloaded Files	Downloads	% Downloads	Visits
97.	http://es.epa.gov/ncer/publications/meetings/8-18-04/pdf/edwin_kan_2.pdf	182	0.18%	33
98.	http://es.epa.gov/ncer/publications/handouts/ncer_flyer.pdf	177	0.18%	89
99.	http://es.epa.gov/ncer/publications/meetings/9-28-2004/pdf/bonham.pdf	176	0.18%	28
100.	http://es.epa.gov/ncer/publications/meetings/8-23-2005/finalssummary.pdf	175	0.18%	144
101.	http://es.epa.gov/ncer/publications/workshop/pdf/10_20_05_gheorghiu_florin.pdf	174	0.17%	26
102.	http://es.epa.gov/ncer/fellow/posters/ppt/montie_2004_star.pdf	173	0.17%	143
103.	http://es.epa.gov/ncer/publications/workshop/pdf/10_20_05_diallo_mamadou.pdf	172	0.17%	36
104.	http://es.epa.gov/ncer/publications/meetings/8-18-04/pdf/wan_y_shih_epa_grantee_meeting_8-18,21-2004_2.pdf	171	0.17%	33
105.	http://es.epa.gov/ncer/publications/nano/pdf/Zhang.pdf	169	0.17%	25
106.	http://es.epa.gov/ncer/publications/meetings/8-18-04/pdf/wilfred_chen_2.pdf	168	0.17%	30
107.	http://es.epa.gov/ncer/sbir/success/pdf/novelliquid.pdf	161	0.16%	133
108.	http://es.epa.gov/ncer/publications/workshop/pdf/10_26_04_valuation_session3_part2.pdf	160	0.16%	20
109.	http://es.epa.gov/ncer/rfa/forms/424b.pdf	157	0.16%	132
110.	http://es.epa.gov/ncer/publications/workshop/pdf/11_03_05_lamberson.pdf	156	0.16%	21
111.	http://es.epa.gov/ncer/publications/overview/1999_star_waterwatershed_final.pdf	156	0.16%	32
112.	http://es.epa.gov/ncer/publications/overview/1997_star_eco_indicators.pdf	153	0.15%	37
113.	http://es.epa.gov/ncer/publications/workshop/pdf/EE-0475-06.pdf	152	0.15%	14
114.	http://es.epa.gov/ncer/sbir/success/pdf/nanofibers.pdf	150	0.15%	124
115.	http://es.epa.gov/ncer/sbir/2000sbir.pdf	148	0.15%	80
116.	http://es.epa.gov/ncer/nano/lectures/moore_06_06_05_presentation.pdf	148	0.15%	39
117.	http://es.epa.gov/ncer/publications/workshop/Global_change_proceedings_110204.pdf	146	0.15%	17
118.	http://es.epa.gov/ncer/publications/meetings/8-23-2005/Daughton_0915_d1.pdf	145	0.15%	27
119.	http://es.epa.gov/ncer/rfa/forms/GG_LobbyingForm-V1.1.pdf	144	0.14%	116
120.	http://es.epa.gov/ncer/publications/science_forum/posters/pdf/2004_smith.pdf	143	0.14%	88

	Downloaded Files	Downloads	% Downloads	Visits
121.	http://es.epa.gov/ncer/publications/search/wastebatch.pdf	143	0.14%	11
122.	http://es.epa.gov/ncer/publications/meetings/8-23-2005/Glassmeyer_1025_d2.pdf	140	0.14%	31
123.	http://es.epa.gov/ncer/publications/meetings/8-18-04/pdf/lloyd.pdf	140	0.14%	30
124.	http://es.epa.gov/ncer/publications/nano/pdf/epa.pdf	139	0.14%	27
125.	http://es.epa.gov/ncer/sbir/success/pdf/vehicle.pdf	139	0.14%	117
126.	http://es.epa.gov/ncer/publications/workshop/pdf/10_26_04_valuation_keynote.pdf	137	0.14%	44
127.	http://es.epa.gov/ncer/publications/workshop/pdf/EE-0497-04.pdf	136	0.14%	34
128.	http://es.epa.gov/ncer/publications/handouts/conference_flyer.pdf	136	0.14%	100
129.	http://es.epa.gov/ncer/publications/workshop/pdf/2001_water_watersheds.pdf	136	0.14%	18
130.	http://es.epa.gov/ncer/publications/starreport/starfive.pdf	133	0.13%	126
131.	http://es.epa.gov/ncer/publications/overview/1996_star_waterwatershed_final.pdf	133	0.13%	49
132.	http://es.epa.gov/ncer/publications/workshop/pdf/10_20_05_kargbo_david.pdf	133	0.13%	26
133.	http://es.epa.gov/ncer/publications/workshop/pdf/10_26_04_valuation_session2.pdf	133	0.13%	13
134.	http://es.epa.gov/ncer/sbir/success/pdf/recovery.pdf	131	0.13%	99
135.	http://es.epa.gov/ncer/sbir/success/pdf/innovative.pdf	131	0.13%	111
136.	http://es.epa.gov/ncer/publications/workshop/pdf/11_03_05_bridgham.pdf	131	0.13%	28
137.	http://es.epa.gov/ncer/publications/workshop/pdf/EE-0472-04.pdf	130	0.13%	17
138.	http://es.epa.gov/ncer/publications/meetings/9-28-2004/pdf/wang.pdf	130	0.13%	45
139.	http://es.epa.gov/ncer/nano/publications/pm_publications.pdf	130	0.13%	34
140.	http://es.epa.gov/ncer/publications/meetings/8-23-2005/Armstrong_150_d2.pdf	128	0.13%	30
141.	http://es.epa.gov/ncer/publications/archive/csdoc.pdf	128	0.13%	23
142.	http://es.epa.gov/ncer/publications/starreport/starnine.pdf	128	0.13%	58
143.	http://es.epa.gov/ncer/publications/workshop/pdf/11_03_05_whitlatch.pdf	127	0.13%	18


	Downloaded Files	Downloads	% Downloads	Visits
144.	http://es.epa.gov/ncer/P3/forms/2005p3forms.pdf	127	0.13%	16
145.	http://es.epa.gov/ncer/publications/workshop/pdf/EE-0497-05.pdf	126	0.13%	26
146.	http://es.epa.gov/ncer/publications/workshop/pdf/10_26_04_valuation_session1.pdf	126	0.13%	29
147.	http://es.epa.gov/ncer/publications/regions/5/pdf/an7_14_2004.pdf	126	0.13%	23
148.	http://es.epa.gov/ncer/fellow/fellow_news_letter.pdf	124	0.12%	62
149.	http://es.epa.gov/ncer/science/pm/hei/DieselSpecialReport02.pdf	124	0.12%	22
150.	http://es.epa.gov/ncer/sbir/success/pdf/hydrogen.pdf	123	0.12%	110
151.	http://es.epa.gov/ncer/fellow/posters/ppt/anderson_2004_star.pdf	122	0.12%	66
152.	http://es.epa.gov/ncer/publications/nano/pdf/RejeskiNSF(9.15.PDF	121	0.12%	51
153.	http://es.epa.gov/ncer/sbir/success/pdf/mercury.pdf	121	0.12%	97
154.	http://es.epa.gov/ncer/science/endocrine/pdf/workshop06/francis.pdf	121	0.12%	15
155.	http://es.epa.gov/ncer/publications/meetings/8-18-04/pdf/wilfred_chen_aug_20.pdf	120	0.12%	28
156.	http://es.epa.gov/ncer/publications/meetings/8-18-04/pdf/karn-nanograntees-8-04.pdf	120	0.12%	25
157.	http://es.epa.gov/ncer/publications/meetings/9-9-2003/pdf/philip_berger.pdf	118	0.12%	30
158.	http://es.epa.gov/ncer/publications/nano/pdf/MartinAtmosphericNanoparticles.pdf	117	0.12%	17
159.	http://es.epa.gov/ncer/science/drinkingwater/microorganisms_drinking_water_proceedings.pdf	116	0.12%	4
160.	http://es.epa.gov/ncer/publications/workshop/pdf/EE-0484-07.pdf	116	0.12%	32
161.	http://es.epa.gov/ncer/publications/meetings/8-18-04/pdf/wang.pdf	115	0.12%	29
162.	http://es.epa.gov/ncer/publications/epa_center_reports/FinalDraft-A CEINC-NewIndicators.pdf	115	0.12%	48
163.	http://es.epa.gov/ncer/publications/workshop/pdf/logan.pdf	114	0.11%	24
164.	http://es.epa.gov/ncer/publications/meetings/8-23-2005/OConnor_0825_d3.pdf	114	0.11%	37
165.	http://es.epa.gov/ncer/publications/workshop/pdf/EE-0492-01.pdf	113	0.11%	45

	Downloaded Files	Downloads	% Downloads	Visits
166.	http://es.epa.gov/ncer/staa/annual/2007/07staacalltr.pdf	112	0.11%	95
167.	http://es.epa.gov/ncer/staa/annual/2007/2007_nomination_form.pdf	111	0.11%	94
168.	http://es.epa.gov/ncer/publications/workshop/pdf/11_03_05_howarth.pdf	110	0.11%	14
169.	http://es.epa.gov/ncer/publications/workshop/pdf/10_26_04_valuation_session4.pdf	109	0.11%	16
170.	http://es.epa.gov/ncer/sbir/success/pdf/highefficiency.pdf	108	0.11%	90
171.	http://es.epa.gov/ncer/publications/workshop/pdf/EE-0475-07.pdf	108	0.11%	19
172.	http://es.epa.gov/ncer/publications/meetings/9-28-2004/pdf/kipen.pdf	107	0.11%	22
173.	http://es.epa.gov/ncer/publications/workshop/pdf/11_03_05_novotny.pdf	107	0.11%	27
174.	http://es.epa.gov/ncer/publications/workshop/nsf_epa.pdf	107	0.11%	45
175.	http://es.epa.gov/ncer/publications/overview/1997_fellowship_tech_conference.pdf	104	0.10%	34
176.	http://es.epa.gov/ncer/publications/nano/pdf/sailor2003_EPA_sailor.pdf	104	0.10%	34
177.	http://es.epa.gov/ncer/publications/overview/1998_star_waterwatershed_final.pdf	104	0.10%	26
178.	http://es.epa.gov/ncer/publications/meetings/9-27-2004/pdf/devlin.pdf	103	0.10%	26
179.	http://es.epa.gov/ncer/publications/overview/1999_star_eco_indicators.pdf	102	0.10%	32
180.	http://es.epa.gov/ncer/fellow/fellowforms.pdf	102	0.10%	50
181.	http://es.epa.gov/ncer/publications/workshop/pdf/10_20_05_mach_richard.pdf	101	0.10%	18
182.	http://es.epa.gov/ncer/publications/meetings/8-18-04/pdf/EPA2004Goerge_Chumanov.pdf	101	0.10%	26
183.	http://es.epa.gov/ncer/publications/meetings/8-18-04/pdf/beaver-2.pdf	101	0.10%	25
184.	http://es.epa.gov/ncer/publications/meetings/9-28-2004/pdf/kanagy.pdf	100	0.10%	33
185.	http://es.epa.gov/ncer/publications/overview/1997_1999_eco_indicators_synthesis.pdf	100	0.10%	21
186.	http://es.epa.gov/ncer/publications/workshop/pdf/EE-0484-03.pdf	98	0.10%	30
187.	http://es.epa.gov/ncer/publications/workshop/pdf/10_20_05_henn_keith.pdf	98	0.10%	30
188.	http://es.epa.gov/ncer/publications/meetings/9-27-2004/pdf/oberdorster.pdf	98	0.10%	23
189.	http://es.epa.gov/ncer/publications/workshop/01globalchangeprw.pdf	98	0.10%	49

	Downloaded Files	Downloads	% Downloads	Visits
190.	http://es.epa.gov/ncer/sbir/program/report.pdf	97	0.10%	55
191.	http://es.epa.gov/ncer/publications/overview/1998_star_eco_indicators.pdf	97	0.10%	30
192.	http://es.epa.gov/ncer/p3/p3_factsheet.pdf	95	0.10%	85
193.	http://es.epa.gov/ncer/publications/meetings/11-30-2005/PM_Centers_Meeting_120105.pdf	95	0.10%	18
194.	http://es.epa.gov/ncer/sbir/success/pdf/ultralow.pdf	95	0.10%	90
195.	http://es.epa.gov/ncer/publications/meetings/10_18_2005/d1johnson.pdf	95	0.10%	27
196.	http://es.epa.gov/ncer/fellow/posters/ppt/lafranchi_2004_star.pdf	95	0.10%	53
197.	http://es.epa.gov/ncer/sbir/rtp_sbir_meeting.pdf	95	0.10%	57
198.	http://es.epa.gov/ncer/publications/workshop/pdf/10_20_05_gill_harch.pdf	93	0.09%	31
199.	http://es.epa.gov/ncer/rfa/forms/electronic_filing_instr.doc	93	0.09%	90
200.	http://es.epa.gov/ncer/publications/overview/1997_star_waterwatershed_final.pdf	92	0.09%	35
	Other	28,023	28.15%	20,168
	Total	99,543	100.00%	39,435

items 1-200 of 200

Downloaded Files - Help Card

 **Column Definitions**

Files
The path and filename of the file being analyzed.

Downloads
Number of times the specified file was downloaded by a visitor. If an error occurred during a transfer, the transfer is not counted. Note that downloaded PDF files may cause an inflated count.

Visits
Number of visits that accessed the specified files. A visit is a series of actions that begins when a visitor views their first page from the server, and ends when the visitor leaves the site or remains idle beyond the idle-time limit. The default idle-time limit is thirty minutes. This time limit can be changed by the system administrator.



Report Descriptions

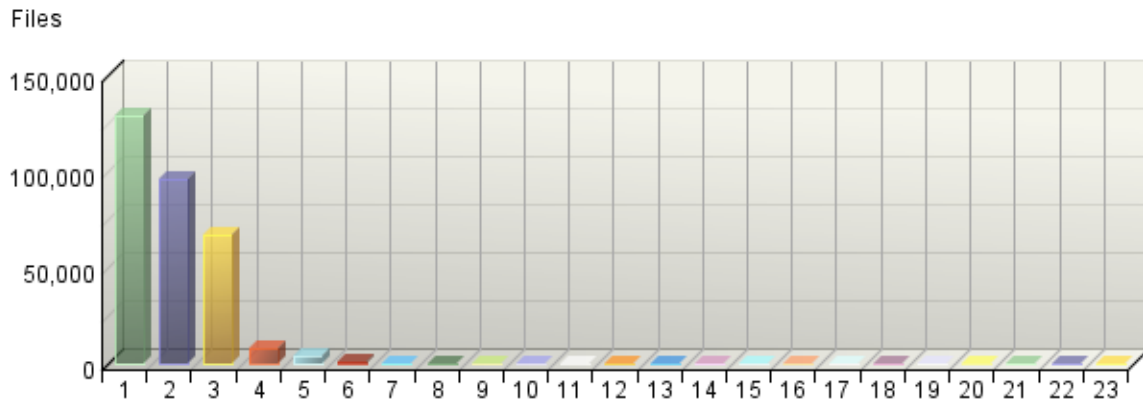
If you are using an SDC data source, then this report is not applicable.

This information shows you the most popular downloadable files on your web site. Files that don't appear on the list, or appear low on the list, may require maintenance such as decreasing the file size, improving link placement, or elimination to make room for more popular content.

Accessed File Types

This report identifies the types of files accessed on your site and the total number of kilobytes of data transferred for each file type. Cached requests and erred hits are excluded from the totals.

Accessed File Types by Files




Accessed File Types

File Type	Files	% Files	Kbytes Transferred
1. html	128,588	42.29%	6,738,424
2. pdf	95,532	31.42%	19,982,616
3. htm	66,755	21.95%	1,480,296
4. ppt	7,750	2.55%	16,985,212
5. swf	4,046	1.33%	146,649
6. doc	831	0.27%	59,886
7. wpd	219	0.07%	6,322
8. scc	147	0.05%	42
9. mpg	78	0.03%	62,141
10. map	61	0.02%	11
11. mov	14	0.00%	118,810
12. eps	13	0.00%	5,270
13. wp5	12	0.00%	399
14. wmv	7	0.00%	120,204
15. jbf	6	0.00%	304
16. jpe	4	0.00%	1
17. rm	4	0.00%	20,624
18. sit	3	0.00%	54

	File Type	Files	% Files	Kbytes Transferred
19.	old	2	0.00%	6
20.	mp3	2	0.00%	661
21.	hold	2	0.00%	86
22.	db	1	0.00%	90
23.	zip	1	0.00%	536
	Total	304,078	100.00%	45,728,632

items 1-23 of 23

Accessed File Types - Help Card




Column Definitions

File Type
Identifies types of files by their file extension. For example, a file named graphic.gif is identified as type "gif."

Files
Number of files of the specified type accessed by visitors to your site.

Kbytes Transferred
Number of kilobytes of data transferred for all files of the specified type.

 **Report Descriptions**

This report provides general statistics for the type of data that visitors access on your site.

Uploaded Files

This report identifies the most popular files uploaded from a client to your servers using FTP PUT, HTTP PUT, or HTTP POST.

Uploaded Files

No data is available for this graph.

Uploaded Files

No data is available for this table.

Uploaded Files - Help Card



Column Definitions

Files

The path and filename of the uploaded file being analyzed. Uploaded files correspond to a POST entry in the web server log file. If the field names are provided, then you will find the uploaded files listed in the METHOD field.

Visits

Number of visits to your site where the specified file was uploaded to your servers. A visit is a series of actions that begins when a visitor views their first page from the server, and ends when the visitor leaves the site or remains idle beyond the idle-time limit. The default idle-time limit is thirty minutes. This time limit can be changed by the system administrator.

Uploads

Number of times the specified file was uploaded to your site. If an error occurred during a transfer, the transfer is not counted.



Report Descriptions

If you are using an SDC data source, then this report is not applicable.

This report presents information on files that were uploaded to your servers during the period of the report. You may want to run virus scans on uploaded files.