

NCER Monthly Statistics

Monthly View: March 2007

March 1, 2007 12:00:00 AM – March 31, 2007 11:59:59 PM

This report was generated by WebTrends 7 - Enterprise, Version: 7.5, Build: 16366 .
Tuesday, April 24, 2007 10:06:54 AM
Final report conversion by WebTrends Report Exporter, Version 7.5 (build 16363)

Copyright (C) 1996-2005 WebTrends Inc. All rights reserved.

Table of Contents

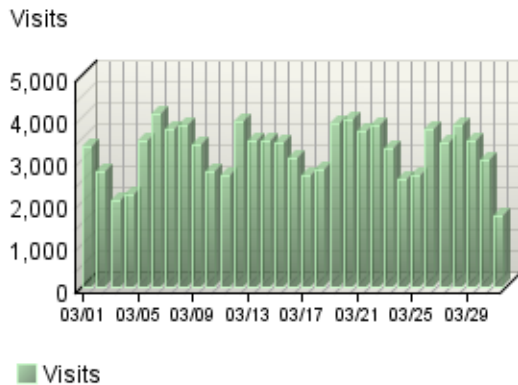
Overview Dashboard	1
Visitors Dashboard	3
Pages Dashboard	6
Navigation Dashboard	8
Technical Dashboard	9
Activity Dashboard	11
Browsers and Platforms Dashboard	13
Visitors Dashboard	15
Top Visitors	18
New vs. Return Visits	37
Visitors by Number of Visits	39
Visitors Trend	41
Visits Trend	47
Organizations	49
Authenticated Usernames	81
Domain Names	83
Top-Level Domain Types	92
Geography Dashboard	95
Regions	96
Countries	98
North American States and Provinces	104
Cities	107
Pages Dashboard	114
Pages	116
Content Groups	160
Directories	162
Files Dashboard	165

Downloaded Files	166
Accessed File Types	177
Uploaded Files	179

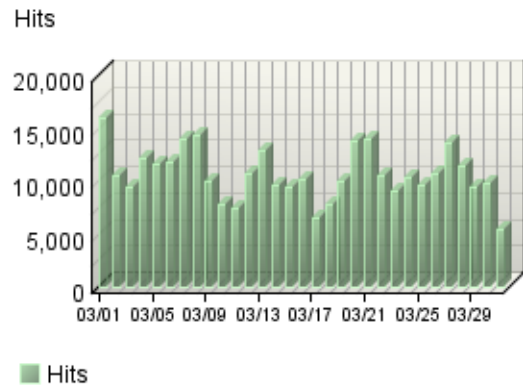
Overview Dashboard

This displays key graphs and tables that provide an overview of the entire report. When viewing through the on-demand interface, you can click on the title of a graph or table to navigate to the corresponding page.

Visits Trend



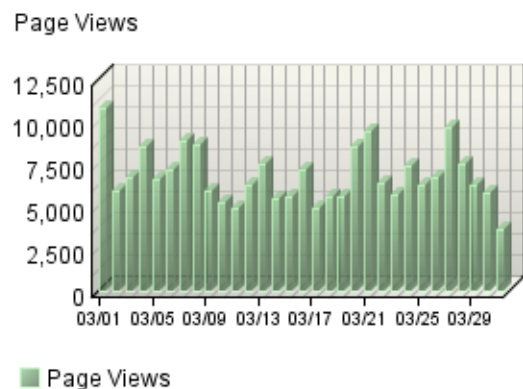
Hits Trend



Visitor Summary

Visitors	45,565
Visitors Who Visited Once	38,928
Visitors Who Visited More Than Once	6,637
Average Visits per Visitor	2.19

Page Views Trend



Visit Summary

Visits	99,585
Average per Day	3,212
Average Visit Duration	00:10:37
Median Visit Duration	00:01:44
International Visits	19.37%
Visits of Unknown Origin	0.00%
Visits from Your Country: United States (US)	80.63%

Hit Summary

Successful Hits for Entire Site	330,745
Average Hits per Day	10,669
Home Page Hits	4,512

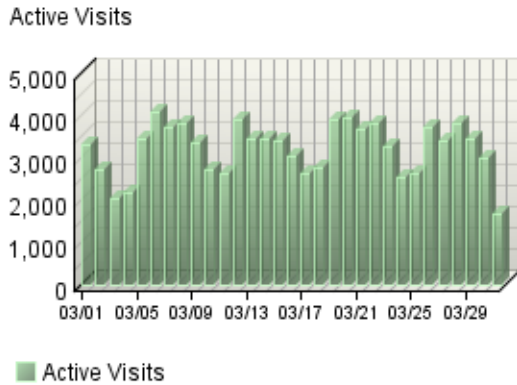
Page View Summary

Page Views	210,574
Average per Day	6,792
Average Page Views per Visit	2.11

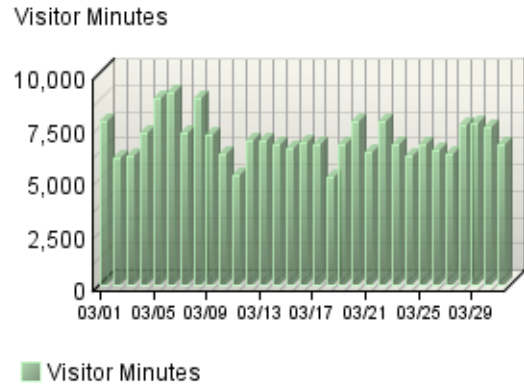
Visitors Dashboard

This displays key graphs and tables that provide an overview of the Visitors chapter. When viewing through the on-demand interface, you can click on the title of a graph or table to navigate to the corresponding page.

Active Visits Trend



Visitor Minutes Trend



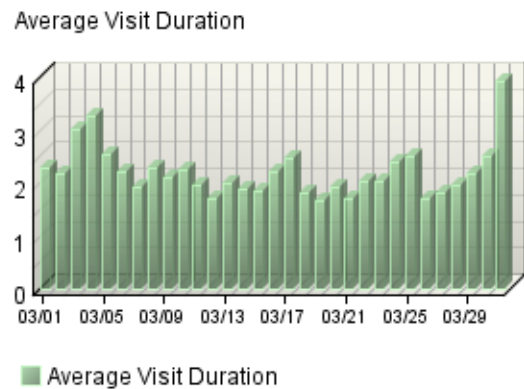
Visitor Summary

Visitors	45,565
Visitors Who Visited Once	38,928
Visitors Who Visited More Than Once	6,637
Average Visits per Visitor	2.19

Visit Summary

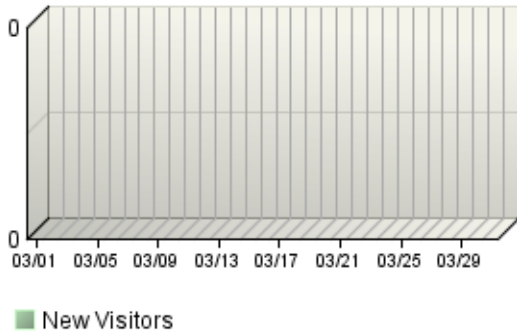
Visits	99,585
Average per Day	3,212
Average Visit Duration	00:10:37
Median Visit Duration	00:01:44
International Visits	19.37%
Visits of Unknown Origin	0.00%
Visits from Your Country: United States (US)	80.63%

Average Length of Visit Trend



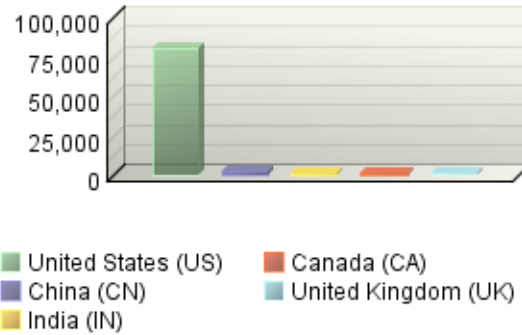
New Visitors Trend

New Visitors



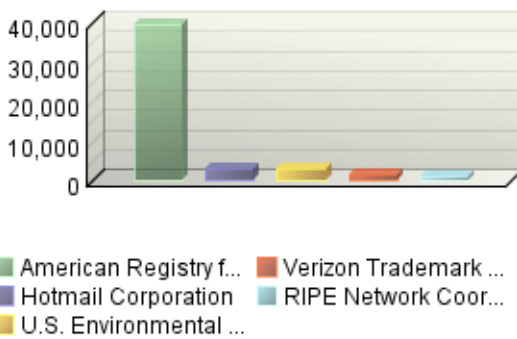
Countries

Visits



Organizations

Visits

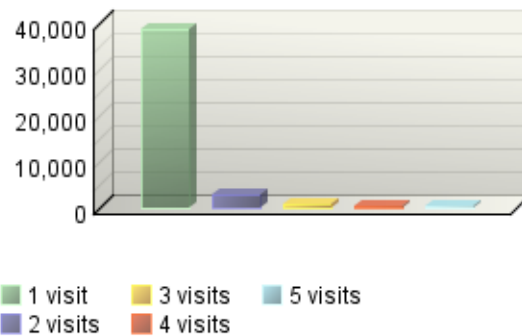


Authenticated Usernames

No data is available for this graph.

Visitors by Number of Visits

Visitors



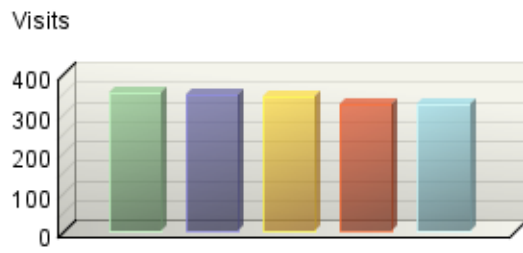
New vs. Return Visits

Visits



Returning Visitors

Top Visitors

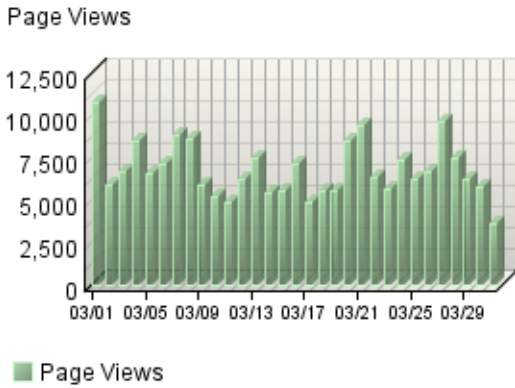


207.46.98.148_msn... livebot-65-55-210-9...
207.46.98.149_msn... 65.55.210.93_msnb...
65.55.210.94_msnb...

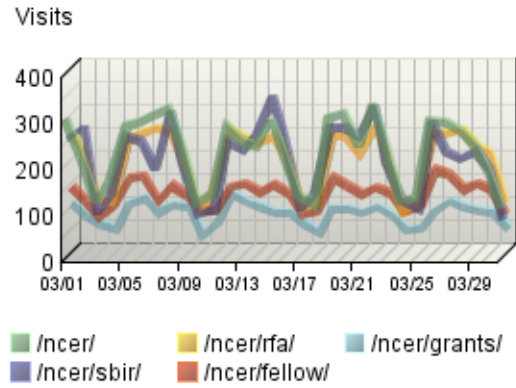
Pages Dashboard

This displays key graphs and tables that provide an overview of the Pages chapter. When viewing through the on-demand interface, you can click on the title of a graph or table to navigate to the corresponding page.

Page Views Trend



Pages Trend



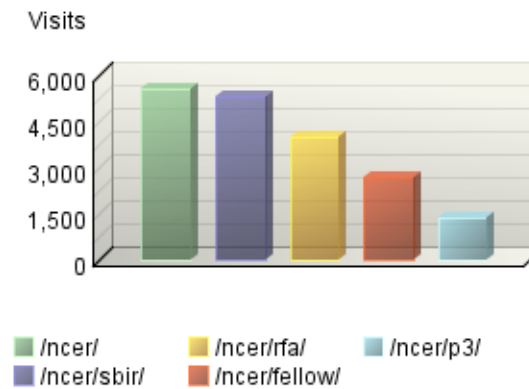
Content Groups

No data is available for this graph.

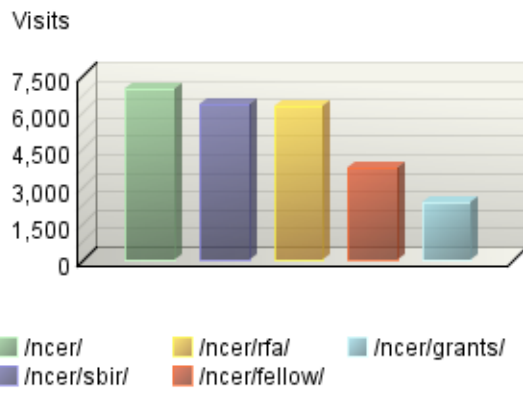
Page View Summary

Page Views	210,574
Average per Day	6,792
Average Page Views per Visit	2.11

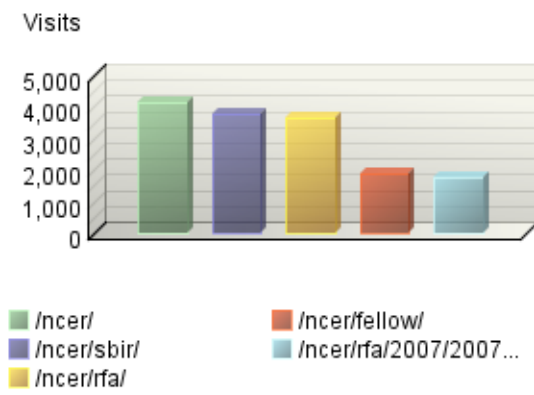
Entry Pages



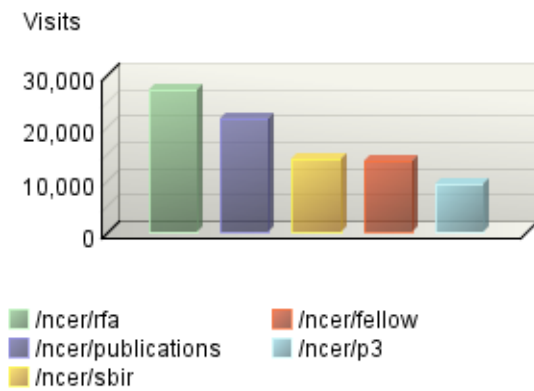
Pages



Exit Pages



Directories

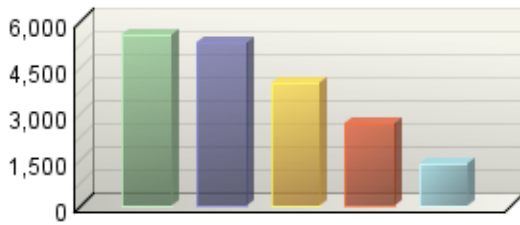


Navigation Dashboard

This dashboard summarizes important information related to online navigation.

Entry Pages

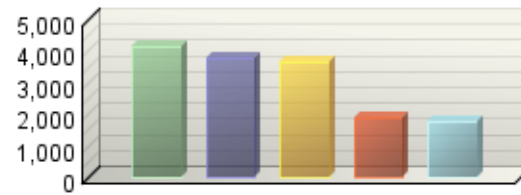
Visits



/ncer/ **/ncer/rfa/** **/ncer/p3/**
/ncer/sbit/ **/ncer/fellow/**

Exit Pages

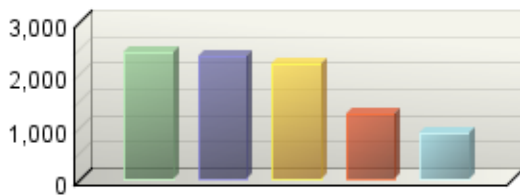
Visits



/ncer/ **/ncer/fellow/**
/ncer/sbit/ **/ncer/rfa/2007/2007...**
/ncer/rfa/

Single-Page Visits

Visits



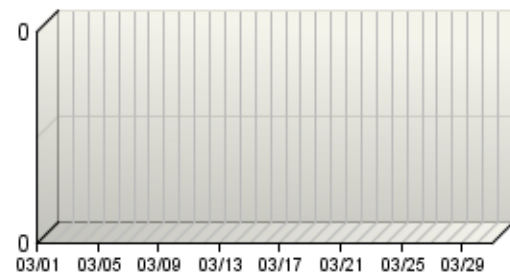
/ncer/rfa/ **/ncer/fellow/**
/ncer/ **/ncer/rfa/2007/2007...**
/ncer/sbit/

Technical Dashboard

This dashboard summarizes important information related to online technical activity.

Average Time to Serve Pages

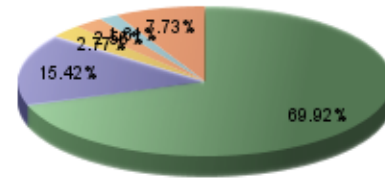
Average Time to Serve



■ Average Time to Serve

Browsers by Version

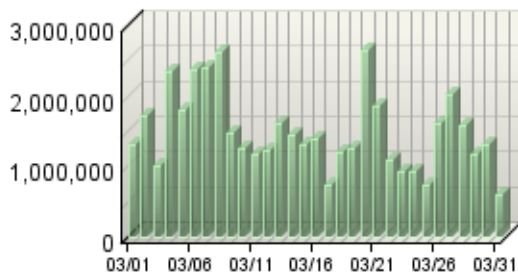
Visits



■ Microsoft Internet Ex... ■ Others
 ■ Firefox ■ Other Netscape Co...
 ■ Safari ■ Other

Bandwidth: Kbytes Transferred Trend

Kbytes Transferred

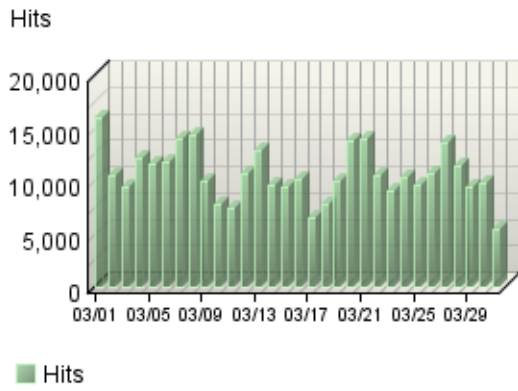


■ Kbytes Transferred

Technical Summary

Total Hits	367,991
Successful Hits	330,745
Successful Hits (as Percent)	89.88%
Failed Hits	37,246
Failed Hits (as Percent)	10.12%
Cached Hits	42,263
Cached Hits (as Percent)	11.48%

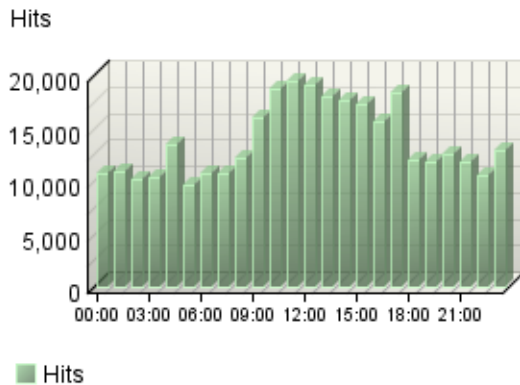
Hits Trend



Activity Dashboard

This displays key graphs and tables that provide an overview of the Activity chapter. When viewing through the on-demand interface, you can click on the title of a graph or table to navigate to the corresponding page.

Hits by Hour of the Day



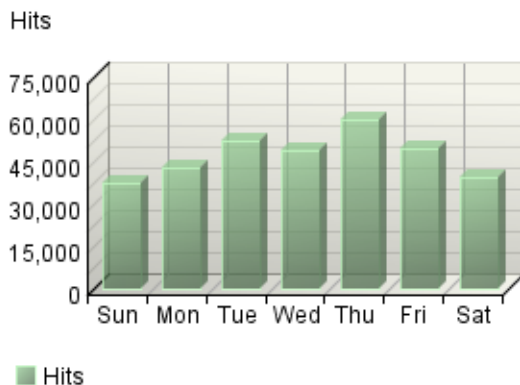
Least Active Summary

Least Active Date	3/31/07
Number of Hits on Least Active Date	5,425
Least Active Day of the Week	Sunday
Least Active Hour of the Day	05:00-05:59

Activity on Weekdays Summary

Total Hits Weekdays	253,761
Total Visits Weekdays	77,758
Average Number of Visits per day on Weekdays	3,534
Average Number of Hits per day on Weekdays	11,534

Hits by Day of the Week



Activity on Weekends Summary

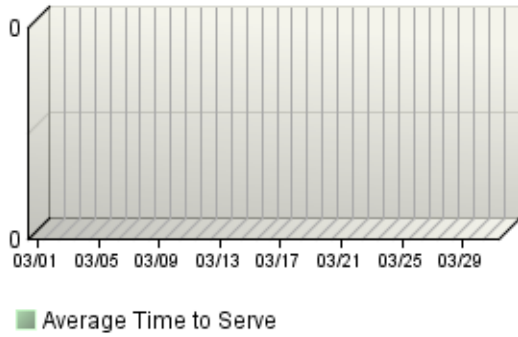
Total Hits Weekend	76,984
Total Visits Weekend	21,827
Average Number of Visits per Weekend	4,365
Average Number of Hits per Weekend	15,396

Most Active Summary

Most Active Date	3/1/07
Number of Hits on Most Active Date	16,040
Most Active Day of the Week	Thursday
Most Active Hour of the Day	11:00-11:59

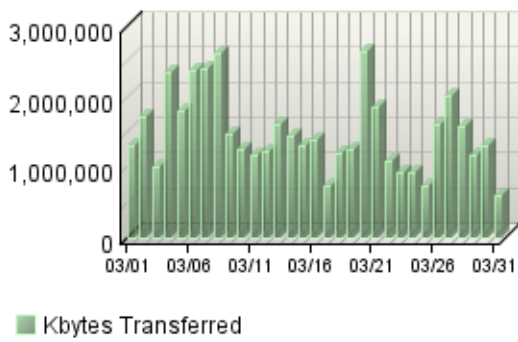
Average Time to Serve Pages

Average Time to Serve



Bandwidth: Kbytes Transferred Trend

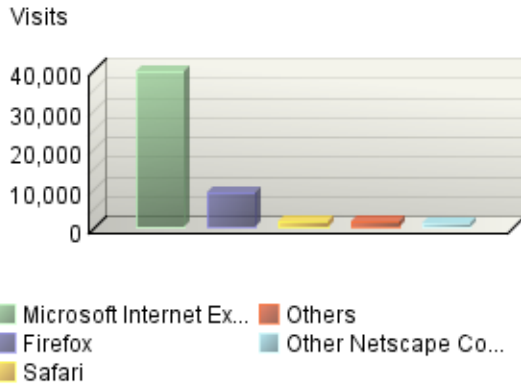
Kbytes Transferred



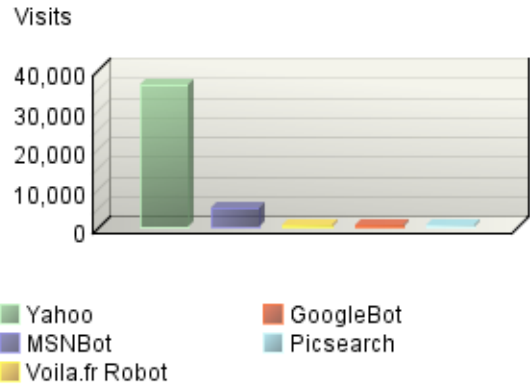
Browsers and Platforms Dashboard

This displays key graphs and tables that provide an overview of the Browsers and Platforms chapter. When viewing through the on-demand interface, you can click on the title of a graph or table to navigate to the corresponding page.

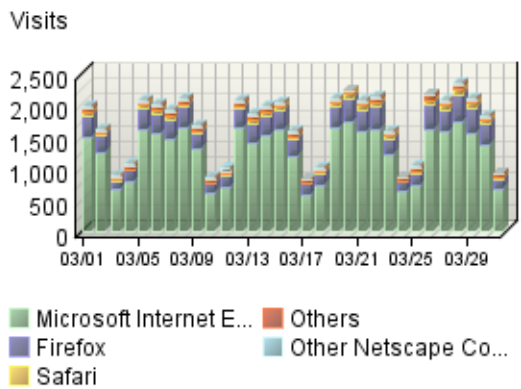
Browsers



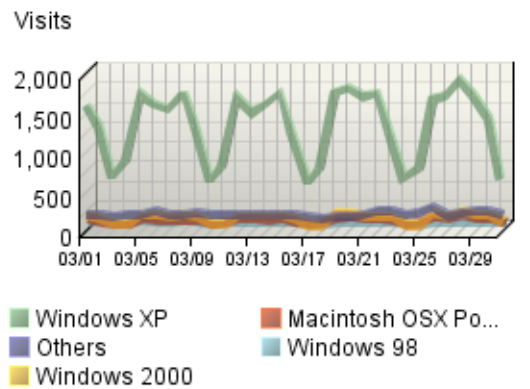
Spiders



Browsers Trend




Platforms Trend



WAP Devices

Visits



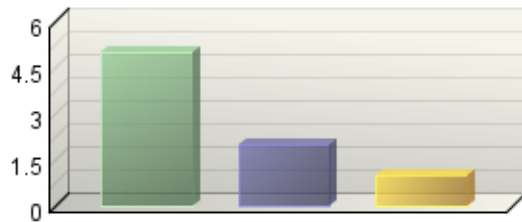
■ Sony Ericsson

Palm Devices

No data is available for this graph.

WAP Browsers

Visits



■ Nokia WAP Browser ■ Sony Ericsson
■ QC UP Browser

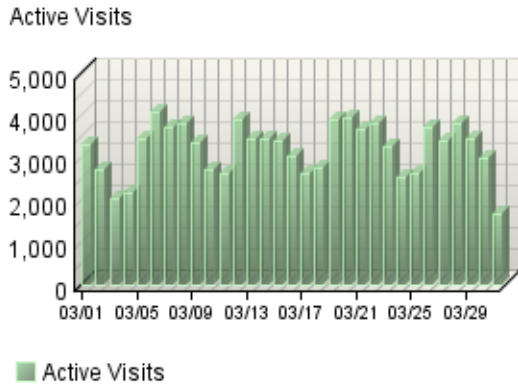
Palm Browsers

No data is available for this graph.

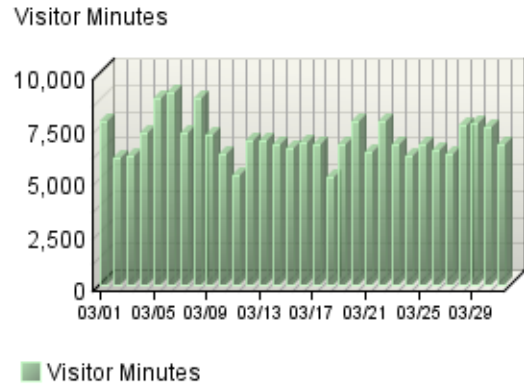
Visitors Dashboard

This displays key graphs and tables that provide an overview of the Visitors chapter. When viewing through the on-demand interface, you can click on the title of a graph or table to navigate to the corresponding page.

Active Visits Trend



Visitor Minutes Trend



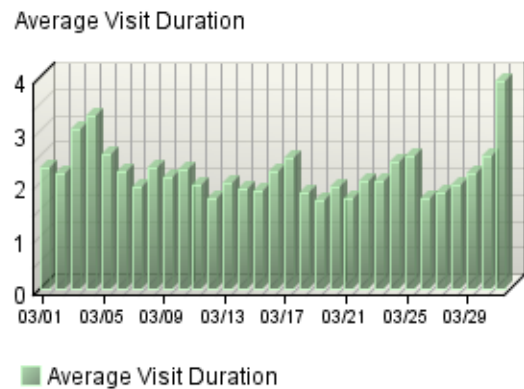
Visitor Summary

Visitors	45,565
Visitors Who Visited Once	38,928
Visitors Who Visited More Than Once	6,637
Average Visits per Visitor	2.19

Visit Summary

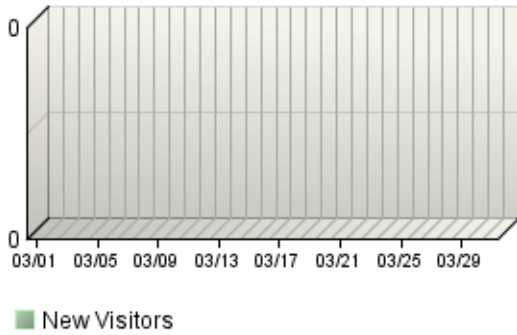
Visits	99,585
Average per Day	3,212
Average Visit Duration	00:10:37
Median Visit Duration	00:01:44
International Visits	19.37%
Visits of Unknown Origin	0.00%
Visits from Your Country: United States (US)	80.63%

Average Length of Visit Trend



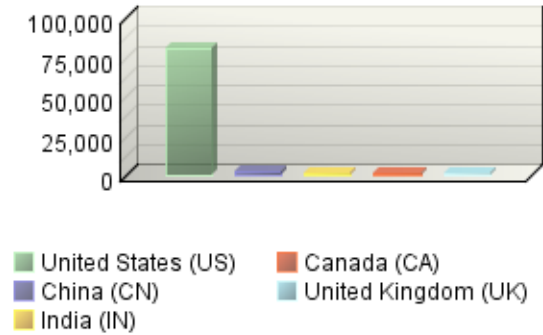
New Visitors Trend

New Visitors



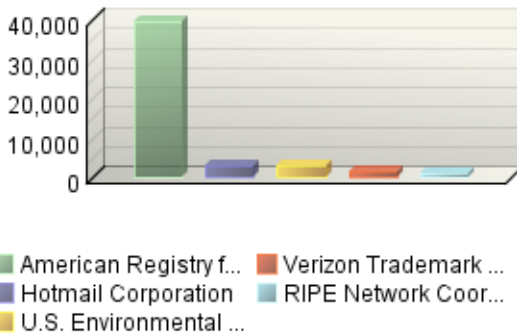
Countries

Visits



Organizations

Visits

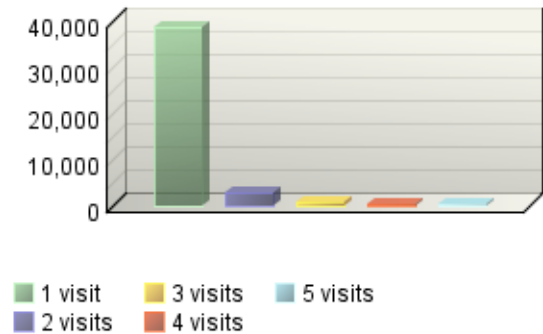


Authenticated Usernames

No data is available for this graph.

Visitors by Number of Visits

Visitors



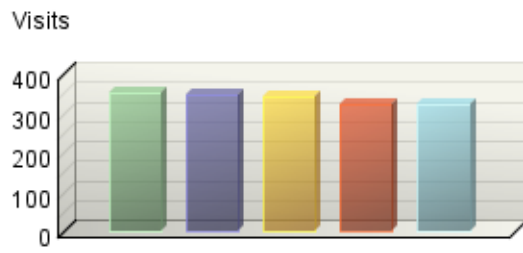
New vs. Return Visits

Visits



Returning Visitors

Top Visitors

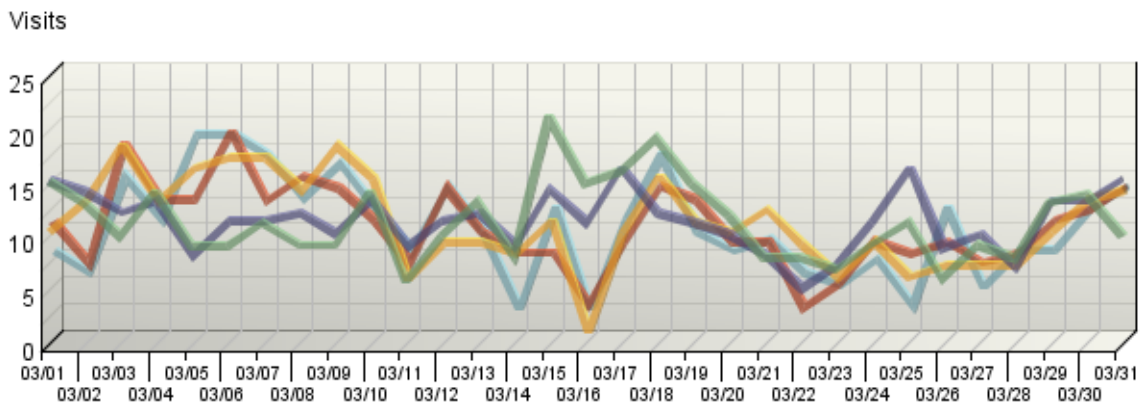


207.46.98.148_msn... livebot-65-55-210-9...
207.46.98.149_msn... 65.55.210.93_msnb...
65.55.210.94_msnb...

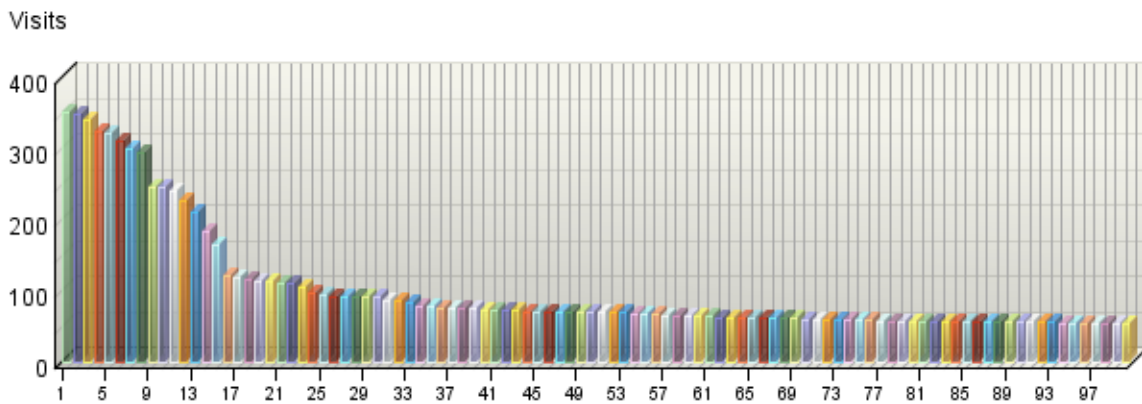
Top Visitors

This report identifies the IP address, domain name, or cookie of each visitor, and identifies the visitor's activity level on the site. If you use cookies to track visits, WebTrends can differentiate between hits from different visitors with the same IP address.

Top Visitors Trend



Top Visitors



Top Visitors

	Visitor	Visits	% Visits	Hits
■ 1.	207.46.98.148_msnbot/1.0 (+http://search.msn.com/msnbot.htm)	351	0.35%	900
■ 2.	207.46.98.149_msnbot/1.0 (+http://search.msn.com/msnbot.htm)	348	0.35%	1,007

	Visitor	Visits	% Visits	Hits
3.	65.55.210.94_msnbot/1.0 (+http://search.msn.com/msnbot.htm)	341	0.34%	1,006
4.	livebot-65-55-210-97.search.live.com_msnbot/1.0 (+http://search.msn.com/msnbot.htm)	324	0.33%	972
5.	65.55.210.93_msnbot/1.0 (+http://search.msn.com/msnbot.htm)	321	0.32%	1,011
6.	65.55.210.91_msnbot/1.0 (+http://search.msn.com/msnbot.htm)	310	0.31%	999
7.	65.55.210.95_msnbot/1.0 (+http://search.msn.com/msnbot.htm)	301	0.30%	951
8.	207.46.98.147_msnbot/1.0 (+http://search.msn.com/msnbot.htm)	294	0.30%	629
9.	193.47.80.41_Mozilla/5.0 (compatible; Exabot/3.0; +http://www.exabot.com/go/robot)	247	0.25%	349
10.	65.55.210.90_msnbot/1.0 (+http://search.msn.com/msnbot.htm)	246	0.25%	571
11.	livebot-65-55-210-92.search.live.com_msnbot/1.0 (+http://search.msn.com/msnbot.htm)	241	0.24%	648
12.	natcrawlbloc01.net.m1.fti.net_Mozilla/4.0 (compatible; MSIE 5.0; Windows 95) VoilaBot BETA 1.2 (http://www.voila.com/)	228	0.23%	416
13.	81.52.143.16_Mozilla/4.0 (compatible; MSIE 5.0; Windows 95) VoilaBot BETA 1.2 (http://www.voila.com/)	210	0.21%	347
14.	205.150.150.18_Mozilla/4.0 (compatible; MSIE 6.0; Windows NT 5.1)	183	0.18%	437
15.	134.67.99.163_NLESE USEPA	164	0.16%	18,585
16.	64.29.209.218_Mozilla/5.0 (Windows; U; Windows NT 5.1; en-US; rv:1.8.0.4) Gecko/20060508 Firefox/1.5.0.4	121	0.12%	172
17.	livebot-65-55-215-20.search.live.com_msnbot/1.0 (+http://search.msn.com/msnbot.htm)	120	0.12%	245
18.	by1sch4030220.phx.gbl_msnbot/1.0 (+http://search.msn.com/msnbot.htm)	117	0.12%	323
19.	crawl2.cosmixcorp.com_voyager/1.0	113	0.11%	251
20.	ip-148-190-209-63.razorservers.com_-	113	0.11%	161
21.	server1.onfirehosting.net_-	110	0.11%	217
22.	65.55.213.108_msnbot-media/1.0 (+http://search.msn.com/msnbot.htm)	110	0.11%	1,911
23.	69.56.130.138_Factbot 1.09 (see http://www.factbites.com/webmasters.php)	106	0.11%	173
24.	crawler4.irl.cs.tamu.edu_IRLbot/3.0 (compatible; MSIE 6.0; http://irl.cs.tamu.edu/crawler)	96	0.10%	2,670
25.	220.181.19.173_sogou spider	95	0.10%	626

	Visitor	Visits	% Visits	Hits
26.	lm502042.inktomisearch.com_Mozilla/5.0 (compatible; Yahoo! Slurp; http://help.yahoo.com/help/us/ysearch/slurp)	93	0.09%	116
27.	72.30.216.99_Mozilla/5.0 (compatible; Yahoo! Slurp; http://help.yahoo.com/help/us/ysearch/slurp)	93	0.09%	93
28.	134.67.99.162_NLESE USEPA	93	0.09%	3,474
29.	207.188.198.83.cos.com_libwww-perl/5.805	92	0.09%	158
30.	72.30.216.98_Mozilla/5.0 (compatible; Yahoo! Slurp; http://help.yahoo.com/help/us/ysearch/slurp)	91	0.09%	113
31.	lm502000.inktomisearch.com_Mozilla/5.0 (compatible; Yahoo! Slurp; http://help.yahoo.com/help/us/ysearch/slurp)	87	0.09%	97
32.	216.240.154.103_-	87	0.09%	87
33.	213-145-165-82.dd.nextgentel.com_Java/1.5.0_04	85	0.09%	186
34.	lm502029.inktomisearch.com_Mozilla/5.0 (compatible; Yahoo! Slurp; http://help.yahoo.com/help/us/ysearch/slurp)	79	0.08%	82
35.	74.6.66.54_Mozilla/5.0 (compatible; Yahoo! Slurp; http://help.yahoo.com/help/us/ysearch/slurp)	78	0.08%	100
36.	bl1sch2083018.phx.gbl_msnbot/1.0 (+http://search.msn.com/msnbot.htm)	77	0.08%	236
37.	egspd42212.ask.com_Mozilla/2.0 (compatible; Ask Jeeves/Teoma; +http://about.ask.com/en/docs/about/webmasters.shtml)	77	0.08%	185
38.	72.30.216.95_Mozilla/5.0 (compatible; Yahoo! Slurp; http://help.yahoo.com/help/us/ysearch/slurp)	77	0.08%	79
39.	lj611977.inktomisearch.com_Mozilla/5.0 (compatible; Yahoo! Slurp; http://help.yahoo.com/help/us/ysearch/slurp)	75	0.08%	77
40.	72.30.216.100_Mozilla/5.0 (compatible; Yahoo! Slurp; http://help.yahoo.com/help/us/ysearch/slurp)	74	0.07%	74
41.	74.6.69.82_Mozilla/5.0 (compatible; Yahoo! Slurp; http://help.yahoo.com/help/us/ysearch/slurp)	74	0.07%	79
42.	65.55.210.92_msnbot/1.0 (+http://search.msn.com/msnbot.htm)	73	0.07%	229
43.	lj612016.inktomisearch.com_Mozilla/5.0 (compatible; Yahoo! Slurp; http://help.yahoo.com/help/us/ysearch/slurp)	72	0.07%	80
44.	156.46.69.64.reverse.branzone.com_-	71	0.07%	74
45.	lj611762.inktomisearch.com_Mozilla/5.0 (compatible; Yahoo! Slurp; http://help.yahoo.com/help/us/ysearch/slurp)	71	0.07%	78

	Visitor	Visits	% Visits	Hits
46.	lj611731.inktomisearch.com_Mozilla/5.0 (compatible; Yahoo! Slurp; http://help.yahoo.com/help/us/ysearch/slurp)	71	0.07%	76
47.	74.6.67.166_Mozilla/5.0 (compatible; Yahoo! Slurp; http://help.yahoo.com/help/us/ysearch/slurp)	71	0.07%	85
48.	74.6.72.245_Mozilla/5.0 (compatible; Yahoo! Slurp; http://help.yahoo.com/help/us/ysearch/slurp)	70	0.07%	74
49.	lj611937.inktomisearch.com_Mozilla/5.0 (compatible; Yahoo! Slurp; http://help.yahoo.com/help/us/ysearch/slurp)	70	0.07%	72
50.	lj612553.inktomisearch.com_Mozilla/5.0 (compatible; Yahoo! Slurp; http://help.yahoo.com/help/us/ysearch/slurp)	70	0.07%	92
51.	70.42.51.20_FAST Enterprise Crawler 6 / Scirus scirus-crawler@fast.no; http://www.scirus.com/srsapp/contactus/	69	0.07%	2,696
52.	lm502023.inktomisearch.com_Mozilla/5.0 (compatible; Yahoo! Slurp; http://help.yahoo.com/help/us/ysearch/slurp)	69	0.07%	81
53.	161.80.46.117_Mozilla/4.0 (compatible; MSIE 6.0; Windows NT 5.1; SV1; .NET CLR 1.1.4322; .NET CLR 2.0.50727)	69	0.07%	490
54.	livebot-65-55-213-109.search.live.com_msnbot-media/1.0 (+http://search.msn.com/msnbot.htm)	68	0.07%	1,633
55.	lj611470.inktomisearch.com_Mozilla/5.0 (compatible; Yahoo! Slurp; http://help.yahoo.com/help/us/ysearch/slurp)	67	0.07%	73
56.	lj611872.inktomisearch.com_Mozilla/5.0 (compatible; Yahoo! Slurp; http://help.yahoo.com/help/us/ysearch/slurp)	67	0.07%	72
57.	8.7.22.195_Mozilla/5.0 (compatible; MSIE 6.0; Windows NT 5.1;)	66	0.07%	409
58.	lj611117.inktomisearch.com_Mozilla/5.0 (compatible; Yahoo! Slurp; http://help.yahoo.com/help/us/ysearch/slurp)	66	0.07%	85
59.	65.214.44.128_Mozilla/2.0 (compatible; Ask Jeeves/Teoma; +http://about.ask.com/en/docs/about/webmasters.shtml)	65	0.07%	491
60.	bl1sch2044219.phx.gbl_msnbot-media/1.0 (+http://search.msn.com/msnbot.htm)	64	0.06%	183
61.	lj611654.inktomisearch.com_Mozilla/5.0 (compatible; Yahoo! Slurp; http://help.yahoo.com/help/us/ysearch/slurp)	64	0.06%	65
62.	74.6.74.215_Mozilla/5.0 (compatible; Yahoo! Slurp; http://help.yahoo.com/help/us/ysearch/slurp)	63	0.06%	66

	Visitor	Visits	% Visits	Hits
63.	74.6.71.216_Mozilla/5.0 (compatible; Yahoo! Slurp; http://help.yahoo.com/help/us/ysearch/slurp)	63	0.06%	74
64.	egspd42137.ask.com_Mozilla/2.0 (compatible; Ask Jeeves/Teoma; +http://sp.ask.com/docs/about/tech_crawling.html)	63	0.06%	386
65.	crawl-66-249-66-227.googlebot.com_Mozilla/5.0 (compatible; Googlebot/2.1; +http://www.google.com/bot.html)	63	0.06%	2,429
66.	spider21.picsearch.com_psbot/0.1 (+http://www.picsearch.com/bot.html)	62	0.06%	85
67.	lj611545.inktomisearch.com_Mozilla/5.0 (compatible; Yahoo! Slurp; http://help.yahoo.com/help/us/ysearch/slurp)	62	0.06%	69
68.	74.6.68.71_Mozilla/5.0 (compatible; Yahoo! Slurp; http://help.yahoo.com/help/us/ysearch/slurp)	62	0.06%	64
69.	74.6.72.37_Mozilla/5.0 (compatible; Yahoo! Slurp; http://help.yahoo.com/help/us/ysearch/slurp)	62	0.06%	68
70.	lj611280.inktomisearch.com_Mozilla/5.0 (compatible; Yahoo! Slurp; http://help.yahoo.com/help/us/ysearch/slurp)	60	0.06%	64
71.	74.6.67.227_Mozilla/5.0 (compatible; Yahoo! Slurp; http://help.yahoo.com/help/us/ysearch/slurp)	60	0.06%	70
72.	74.6.70.87_Mozilla/5.0 (compatible; Yahoo! Slurp; http://help.yahoo.com/help/us/ysearch/slurp)	60	0.06%	74
73.	crawl-66-249-72-231.googlebot.com_Mozilla/5.0 (compatible; Googlebot/2.1; +http://www.google.com/bot.html)	60	0.06%	1,957
74.	74.6.67.136_Mozilla/5.0 (compatible; Yahoo! Slurp; http://help.yahoo.com/help/us/ysearch/slurp)	60	0.06%	66
75.	lj611156.inktomisearch.com_Mozilla/5.0 (compatible; Yahoo! Slurp; http://help.yahoo.com/help/us/ysearch/slurp)	59	0.06%	68
76.	lj612562.inktomisearch.com_Mozilla/5.0 (compatible; Yahoo! Slurp; http://help.yahoo.com/help/us/ysearch/slurp)	59	0.06%	69
77.	74.6.71.232_Mozilla/5.0 (compatible; Yahoo! Slurp; http://help.yahoo.com/help/us/ysearch/slurp)	58	0.06%	82
78.	lm502038.inktomisearch.com_Mozilla/5.0 (compatible; Yahoo! Slurp; http://help.yahoo.com/help/us/ysearch/slurp)	58	0.06%	58
79.	lj611509.inktomisearch.com_Mozilla/5.0 (compatible; Yahoo! Slurp; http://help.yahoo.com/help/us/ysearch/slurp)	58	0.06%	60

	Visitor	Visits	% Visits	Hits
80.	74.6.67.232_Mozilla/5.0 (compatible; Yahoo! Slurp; http://help.yahoo.com/help/us/ysearch/slurp)	58	0.06%	59
81.	134.67.99.199_lwp-trivial/1.35	58	0.06%	66
82.	161.80.46.247_Mozilla/4.0 (compatible; MSIE 6.0; Windows NT 5.1; SV1; .NET CLR 1.1.4322; .NET CLR 2.0.50727; InfoPath.1)	58	0.06%	279
83.	134.67.99.200_lwp-trivial/1.35	57	0.06%	77
84.	72.30.177.232_Mozilla/5.0 (compatible; Yahoo! Slurp; http://help.yahoo.com/help/us/ysearch/slurp)	57	0.06%	57
85.	lj611603.inktomisearch.com_Mozilla/5.0 (compatible; Yahoo! Slurp; http://help.yahoo.com/help/us/ysearch/slurp)	57	0.06%	60
86.	lj612389.inktomisearch.com_Mozilla/5.0 (compatible; Yahoo! Slurp; http://help.yahoo.com/help/us/ysearch/slurp)	56	0.06%	60
87.	74.6.69.115_Mozilla/5.0 (compatible; Yahoo! Slurp; http://help.yahoo.com/help/us/ysearch/slurp)	56	0.06%	70
88.	lj611232.inktomisearch.com_Mozilla/5.0 (compatible; Yahoo! Slurp; http://help.yahoo.com/help/us/ysearch/slurp)	56	0.06%	59
89.	74.6.69.114_Mozilla/5.0 (compatible; Yahoo! Slurp; http://help.yahoo.com/help/us/ysearch/slurp)	56	0.06%	58
90.	spider22.picsearch.com_psbot/0.1 (+http://www.picsearch.com/bot.html)	56	0.06%	66
91.	lj612160.inktomisearch.com_Mozilla/5.0 (compatible; Yahoo! Slurp; http://help.yahoo.com/help/us/ysearch/slurp)	56	0.06%	59
92.	72.30.177.177_Mozilla/5.0 (compatible; Yahoo! Slurp; http://help.yahoo.com/help/us/ysearch/slurp)	56	0.06%	67
93.	lj611402.inktomisearch.com_Mozilla/5.0 (compatible; Yahoo! Slurp; http://help.yahoo.com/help/us/ysearch/slurp)	56	0.06%	61
94.	lj611074.inktomisearch.com_Mozilla/5.0 (compatible; Yahoo! Slurp; http://help.yahoo.com/help/us/ysearch/slurp)	55	0.06%	62
95.	161.80.46.85_Mozilla/4.0 (compatible; MSIE 6.0; Windows NT 5.1; SV1; .NET CLR 1.1.4322; .NET CLR 2.0.50727)	55	0.06%	160
96.	lj611359.inktomisearch.com_Mozilla/5.0 (compatible; Yahoo! Slurp; http://help.yahoo.com/help/us/ysearch/slurp)	55	0.06%	65
97.	64.208.172.179_ia_archiver	55	0.06%	131

	Visitor	Visits	% Visits	Hits
98.	lj611792.inktomisearch.com_Mozilla/5.0 (compatible; Yahoo! Slurp; http://help.yahoo.com/help/us/ysearch/slurp)	55	0.06%	57
99.	161.80.46.104_Mozilla/4.0 (compatible; MSIE 6.0; Windows NT 5.1; SV1; .NET CLR 1.1.4322; InfoPath.1; .NET CLR 2.0.50727)	55	0.06%	166
100.	64.27.0.154_-	55	0.06%	55
101.	74.6.75.47_Mozilla/5.0 (compatible; Yahoo! Slurp; http://help.yahoo.com/help/us/ysearch/slurp)	55	0.06%	57
102.	217.212.224.168_psbot/0.1 (+http://www.picsearch.com/bot.html)	54	0.05%	65
103.	134.67.99.205_lwp-trivial/1.35	54	0.05%	63
104.	lj611379.inktomisearch.com_Mozilla/5.0 (compatible; Yahoo! Slurp; http://help.yahoo.com/help/us/ysearch/slurp)	54	0.05%	56
105.	72.30.177.117_Mozilla/5.0 (compatible; Yahoo! Slurp; http://help.yahoo.com/help/us/ysearch/slurp)	54	0.05%	77
106.	74.6.74.39_Mozilla/5.0 (compatible; Yahoo! Slurp; http://help.yahoo.com/help/us/ysearch/slurp)	53	0.05%	55
107.	livebot-65-55-233-147.search.live.com_msnbot/1.0 (+http://search.msn.com/msnbot.htm)	53	0.05%	110
108.	lj611606.inktomisearch.com_Mozilla/5.0 (compatible; Yahoo! Slurp; http://help.yahoo.com/help/us/ysearch/slurp)	53	0.05%	54
109.	74.6.68.22_Mozilla/5.0 (compatible; Yahoo! Slurp; http://help.yahoo.com/help/us/ysearch/slurp)	53	0.05%	55
110.	andalusian.rtpnc.epa.gov_NLESE for intraUSEPA	53	0.05%	449
111.	74.6.67.234_Mozilla/5.0 (compatible; Yahoo! Slurp; http://help.yahoo.com/help/us/ysearch/slurp)	53	0.05%	55
112.	74.6.66.49_Mozilla/5.0 (compatible; Yahoo! Slurp; http://help.yahoo.com/help/us/ysearch/slurp)	53	0.05%	54
113.	lj612514.inktomisearch.com_Mozilla/5.0 (compatible; Yahoo! Slurp; http://help.yahoo.com/help/us/ysearch/slurp)	53	0.05%	64
114.	74.6.70.58_Mozilla/5.0 (compatible; Yahoo! Slurp; http://help.yahoo.com/help/us/ysearch/slurp)	53	0.05%	56
115.	lj611271.inktomisearch.com_Mozilla/5.0 (compatible; Yahoo! Slurp; http://help.yahoo.com/help/us/ysearch/slurp)	52	0.05%	59

	Visitor	Visits	% Visits	Hits
116.	lj612255.inktomisearch.com_Mozilla/5.0 (compatible; Yahoo! Slurp; http://help.yahoo.com/help/us/ysearch/slurp)	52	0.05%	62
117.	lj612588.inktomisearch.com_Mozilla/5.0 (compatible; Yahoo! Slurp; http://help.yahoo.com/help/us/ysearch/slurp)	52	0.05%	74
118.	74.6.65.252_Mozilla/5.0 (compatible; Yahoo! Slurp; http://help.yahoo.com/help/us/ysearch/slurp)	52	0.05%	54
119.	lj611367.inktomisearch.com_Mozilla/5.0 (compatible; Yahoo! Slurp; http://help.yahoo.com/help/us/ysearch/slurp)	52	0.05%	56
120.	74.6.74.94_Mozilla/5.0 (compatible; Yahoo! Slurp; http://help.yahoo.com/help/us/ysearch/slurp)	52	0.05%	56
121.	lj612333.inktomisearch.com_Mozilla/5.0 (compatible; Yahoo! Slurp; http://help.yahoo.com/help/us/ysearch/slurp)	52	0.05%	53
122.	lj611550.inktomisearch.com_Mozilla/5.0 (compatible; Yahoo! Slurp; http://help.yahoo.com/help/us/ysearch/slurp)	52	0.05%	53
123.	74.6.70.88_Mozilla/5.0 (compatible; Yahoo! Slurp; http://help.yahoo.com/help/us/ysearch/slurp)	51	0.05%	67
124.	74.6.71.184_Mozilla/5.0 (compatible; Yahoo! Slurp; http://help.yahoo.com/help/us/ysearch/slurp)	51	0.05%	71
125.	38.98.120.78_ShopWiki/1.0 (+http://www.shopwiki.com/wiki/Help:Bot)	51	0.05%	246
126.	lj611461.inktomisearch.com_Mozilla/5.0 (compatible; Yahoo! Slurp; http://help.yahoo.com/help/us/ysearch/slurp)	51	0.05%	53
127.	74.6.74.54_Mozilla/5.0 (compatible; Yahoo! Slurp; http://help.yahoo.com/help/us/ysearch/slurp)	51	0.05%	53
128.	lj611188.inktomisearch.com_Mozilla/5.0 (compatible; Yahoo! Slurp; http://help.yahoo.com/help/us/ysearch/slurp)	51	0.05%	52
129.	74.6.65.220_Mozilla/5.0 (compatible; Yahoo! Slurp; http://help.yahoo.com/help/us/ysearch/slurp)	51	0.05%	54
130.	lj612246.inktomisearch.com_Mozilla/5.0 (compatible; Yahoo! Slurp; http://help.yahoo.com/help/us/ysearch/slurp)	50	0.05%	54
131.	lj612072.inktomisearch.com_Mozilla/5.0 (compatible; Yahoo! Slurp; http://help.yahoo.com/help/us/ysearch/slurp)	50	0.05%	53
132.	lj611444.inktomisearch.com_Mozilla/5.0 (compatible; Yahoo! Slurp; http://help.yahoo.com/help/us/ysearch/slurp)	50	0.05%	50

	Visitor	Visits	% Visits	Hits
133.	74.6.69.27_Mozilla/5.0 (compatible; Yahoo! Slurp; http://help.yahoo.com/help/us/ysearch/slurp)	50	0.05%	55
134.	lj611919.inktomisearch.com_Mozilla/5.0 (compatible; Yahoo! Slurp; http://help.yahoo.com/help/us/ysearch/slurp)	50	0.05%	51
135.	lj611181.inktomisearch.com_Mozilla/5.0 (compatible; Yahoo! Slurp; http://help.yahoo.com/help/us/ysearch/slurp)	49	0.05%	51
136.	lj611666.inktomisearch.com_Mozilla/5.0 (compatible; Yahoo! Slurp; http://help.yahoo.com/help/us/ysearch/slurp)	49	0.05%	50
137.	lj612551.inktomisearch.com_Mozilla/5.0 (compatible; Yahoo! Slurp; http://help.yahoo.com/help/us/ysearch/slurp)	49	0.05%	70
138.	lj611064.inktomisearch.com_Mozilla/5.0 (compatible; Yahoo! Slurp; http://help.yahoo.com/help/us/ysearch/slurp)	49	0.05%	57
139.	74.6.67.231_Mozilla/5.0 (compatible; Yahoo! Slurp; http://help.yahoo.com/help/us/ysearch/slurp)	48	0.05%	50
140.	lj612340.inktomisearch.com_Mozilla/5.0 (compatible; Yahoo! Slurp; http://help.yahoo.com/help/us/ysearch/slurp)	48	0.05%	50
141.	lj611045.inktomisearch.com_Mozilla/5.0 (compatible; Yahoo! Slurp; http://help.yahoo.com/help/us/ysearch/slurp)	48	0.05%	50
142.	161.80.46.193_Mozilla/4.0 (compatible; MSIE 6.0; Windows NT 5.1; SV1; .NET CLR 1.1.4322; .NET CLR 2.0.50727; InfoPath.1)	48	0.05%	203
143.	lj611460.inktomisearch.com_Mozilla/5.0 (compatible; Yahoo! Slurp; http://help.yahoo.com/help/us/ysearch/slurp)	48	0.05%	49
144.	spider19.picsearch.com_psbot/0.1 (+http://www.picsearch.com/bot.html)	48	0.05%	56
145.	74.6.74.98_Mozilla/5.0 (compatible; Yahoo! Slurp; http://help.yahoo.com/help/us/ysearch/slurp)	48	0.05%	58
146.	lj612167.inktomisearch.com_Mozilla/5.0 (compatible; Yahoo! Slurp; http://help.yahoo.com/help/us/ysearch/slurp)	48	0.05%	52
147.	lj611264.inktomisearch.com_Mozilla/5.0 (compatible; Yahoo! Slurp; http://help.yahoo.com/help/us/ysearch/slurp)	48	0.05%	59
148.	74.6.72.99_Mozilla/5.0 (compatible; Yahoo! Slurp; http://help.yahoo.com/help/us/ysearch/slurp)	47	0.05%	51
149.	lj611183.inktomisearch.com_Mozilla/5.0 (compatible; Yahoo! Slurp; http://help.yahoo.com/help/us/ysearch/slurp)	47	0.05%	53

	Visitor	Visits	% Visits	Hits
150.	lj612352.inktomisearch.com_Mozilla/5.0 (compatible; Yahoo! Slurp; http://help.yahoo.com/help/us/ysearch/slurp)	47	0.05%	54
151.	lj611380.inktomisearch.com_Mozilla/5.0 (compatible; Yahoo! Slurp; http://help.yahoo.com/help/us/ysearch/slurp)	47	0.05%	48
152.	lj611405.inktomisearch.com_Mozilla/5.0 (compatible; Yahoo! Slurp; http://help.yahoo.com/help/us/ysearch/slurp)	47	0.05%	47
153.	lj611497.inktomisearch.com_Mozilla/5.0 (compatible; Yahoo! Slurp; http://help.yahoo.com/help/us/ysearch/slurp)	47	0.05%	47
154.	lj611720.inktomisearch.com_Mozilla/5.0 (compatible; Yahoo! Slurp; http://help.yahoo.com/help/us/ysearch/slurp)	47	0.05%	58
155.	74.6.75.29_Mozilla/5.0 (compatible; Yahoo! Slurp; http://help.yahoo.com/help/us/ysearch/slurp)	47	0.05%	71
156.	lj611438.inktomisearch.com_Mozilla/5.0 (compatible; Yahoo! Slurp; http://help.yahoo.com/help/us/ysearch/slurp)	47	0.05%	48
157.	lj612232.inktomisearch.com_Mozilla/5.0 (compatible; Yahoo! Slurp; http://help.yahoo.com/help/us/ysearch/slurp)	47	0.05%	48
158.	lj611786.inktomisearch.com_Mozilla/5.0 (compatible; Yahoo! Slurp; http://help.yahoo.com/help/us/ysearch/slurp)	47	0.05%	55
159.	lj611290.inktomisearch.com_Mozilla/5.0 (compatible; Yahoo! Slurp; http://help.yahoo.com/help/us/ysearch/slurp)	47	0.05%	62
160.	lj611052.inktomisearch.com_Mozilla/5.0 (compatible; Yahoo! Slurp; http://help.yahoo.com/help/us/ysearch/slurp)	46	0.05%	50
161.	74.6.71.181_Mozilla/5.0 (compatible; Yahoo! Slurp; http://help.yahoo.com/help/us/ysearch/slurp)	46	0.05%	48
162.	74.6.71.44_Mozilla/5.0 (compatible; Yahoo! Slurp; http://help.yahoo.com/help/us/ysearch/slurp)	46	0.05%	47
163.	newsci.osti.gov_Jakarta Commons-HttpClient/3.0.1	46	0.05%	79
164.	lj611664.inktomisearch.com_Mozilla/5.0 (compatible; Yahoo! Slurp; http://help.yahoo.com/help/us/ysearch/slurp)	46	0.05%	51
165.	74.6.73.247_Mozilla/5.0 (compatible; Yahoo! Slurp; http://help.yahoo.com/help/us/ysearch/slurp)	46	0.05%	47
166.	lj612346.inktomisearch.com_Mozilla/5.0 (compatible; Yahoo! Slurp; http://help.yahoo.com/help/us/ysearch/slurp)	46	0.05%	46

	Visitor	Visits	% Visits	Hits
167.	lj611197.inktomisearch.com_Mozilla/5.0 (compatible; Yahoo! Slurp; http://help.yahoo.com/help/us/ysearch/slurp)	46	0.05%	47
168.	217.212.224.170_psbot/0.1 (+http://www.picsearch.com/bot.html)	46	0.05%	53
169.	74.6.74.44_Mozilla/5.0 (compatible; Yahoo! Slurp; http://help.yahoo.com/help/us/ysearch/slurp)	46	0.05%	48
170.	66.232.103.246_-	46	0.05%	63
171.	134.67.34.12_Mozilla/4.0 (compatible; MSIE 6.0; Windows NT 5.1; SV1)	45	0.05%	192
172.	74.6.71.56_Mozilla/5.0 (compatible; Yahoo! Slurp; http://help.yahoo.com/help/us/ysearch/slurp)	45	0.05%	48
173.	74.6.73.155_Mozilla/5.0 (compatible; Yahoo! Slurp; http://help.yahoo.com/help/us/ysearch/slurp)	45	0.05%	45
174.	72.30.177.181_Mozilla/5.0 (compatible; Yahoo! Slurp; http://help.yahoo.com/help/us/ysearch/slurp)	45	0.05%	48
175.	74.6.69.148_Mozilla/5.0 (compatible; Yahoo! Slurp; http://help.yahoo.com/help/us/ysearch/slurp)	45	0.05%	45
176.	lj612181.inktomisearch.com_Mozilla/5.0 (compatible; Yahoo! Slurp; http://help.yahoo.com/help/us/ysearch/slurp)	45	0.05%	45
177.	lj611010.inktomisearch.com_Mozilla/5.0 (compatible; Yahoo! Slurp; http://help.yahoo.com/help/us/ysearch/slurp)	45	0.05%	45
178.	lj611561.inktomisearch.com_Mozilla/5.0 (compatible; Yahoo! Slurp; http://help.yahoo.com/help/us/ysearch/slurp)	45	0.05%	46
179.	lj611955.inktomisearch.com_Mozilla/5.0 (compatible; Yahoo! Slurp; http://help.yahoo.com/help/us/ysearch/slurp)	45	0.05%	49
180.	74.6.65.227_Mozilla/5.0 (compatible; Yahoo! Slurp; http://help.yahoo.com/help/us/ysearch/slurp)	45	0.05%	47
181.	65.54.165.67_msnbot/1.0 (+http://search.msn.com/msnbot.htm)	45	0.05%	123
182.	72.30.216.106_Mozilla/5.0 (compatible; Yahoo! Slurp; http://help.yahoo.com/help/us/ysearch/slurp)	45	0.05%	54
183.	74.6.69.119_Mozilla/5.0 (compatible; Yahoo! Slurp; http://help.yahoo.com/help/us/ysearch/slurp)	44	0.04%	46
184.	lj611985.inktomisearch.com_Mozilla/5.0 (compatible; Yahoo! Slurp; http://help.yahoo.com/help/us/ysearch/slurp)	44	0.04%	61

	Visitor	Visits	% Visits	Hits
185.	lj611620.inktomisearch.com_Mozilla/5.0 (compatible; Yahoo! Slurp; http://help.yahoo.com/help/us/ysearch/slurp)	44	0.04%	51
186.	lj612018.inktomisearch.com_Mozilla/5.0 (compatible; Yahoo! Slurp; http://help.yahoo.com/help/us/ysearch/slurp)	44	0.04%	45
187.	lj611871.inktomisearch.com_Mozilla/5.0 (compatible; Yahoo! Slurp; http://help.yahoo.com/help/us/ysearch/slurp)	44	0.04%	44
188.	74.6.73.243_Mozilla/5.0 (compatible; Yahoo! Slurp; http://help.yahoo.com/help/us/ysearch/slurp)	44	0.04%	57
189.	74.6.74.48_Mozilla/5.0 (compatible; Yahoo! Slurp; http://help.yahoo.com/help/us/ysearch/slurp)	44	0.04%	54
190.	74.6.66.9_Mozilla/5.0 (compatible; Yahoo! Slurp; http://help.yahoo.com/help/us/ysearch/slurp)	44	0.04%	47
191.	74.6.69.101_Mozilla/5.0 (compatible; Yahoo! Slurp; http://help.yahoo.com/help/us/ysearch/slurp)	44	0.04%	44
192.	lj611439.inktomisearch.com_Mozilla/5.0 (compatible; Yahoo! Slurp; http://help.yahoo.com/help/us/ysearch/slurp)	44	0.04%	49
193.	lj612047.inktomisearch.com_Mozilla/5.0 (compatible; Yahoo! Slurp; http://help.yahoo.com/help/us/ysearch/slurp)	44	0.04%	47
194.	lj611068.inktomisearch.com_Mozilla/5.0 (compatible; Yahoo! Slurp; http://help.yahoo.com/help/us/ysearch/slurp)	44	0.04%	46
195.	74.6.71.238_Mozilla/5.0 (compatible; Yahoo! Slurp; http://help.yahoo.com/help/us/ysearch/slurp)	44	0.04%	64
196.	lj612251.inktomisearch.com_Mozilla/5.0 (compatible; Yahoo! Slurp; http://help.yahoo.com/help/us/ysearch/slurp)	44	0.04%	45
197.	lj611184.inktomisearch.com_Mozilla/5.0 (compatible; Yahoo! Slurp; http://help.yahoo.com/help/us/ysearch/slurp)	43	0.04%	45
198.	lj611065.inktomisearch.com_Mozilla/5.0 (compatible; Yahoo! Slurp; http://help.yahoo.com/help/us/ysearch/slurp)	43	0.04%	43
199.	74.6.70.216_Mozilla/5.0 (compatible; Yahoo! Slurp; http://help.yahoo.com/help/us/ysearch/slurp)	43	0.04%	44
200.	lj611961.inktomisearch.com_Mozilla/5.0 (compatible; Yahoo! Slurp; http://help.yahoo.com/help/us/ysearch/slurp)	43	0.04%	47

	Visitor	Visits	% Visits	Hits
201.	lj612584.inktomisearch.com_Mozilla/5.0 (compatible; Yahoo! Slurp; http://help.yahoo.com/help/us/ysearch/slurp)	43	0.04%	46
202.	lj611637.inktomisearch.com_Mozilla/5.0 (compatible; Yahoo! Slurp; http://help.yahoo.com/help/us/ysearch/slurp)	43	0.04%	46
203.	74.6.73.216_Mozilla/5.0 (compatible; Yahoo! Slurp; http://help.yahoo.com/help/us/ysearch/slurp)	43	0.04%	46
204.	lj611395.inktomisearch.com_Mozilla/5.0 (compatible; Yahoo! Slurp; http://help.yahoo.com/help/us/ysearch/slurp)	43	0.04%	44
205.	74.6.67.126_Mozilla/5.0 (compatible; Yahoo! Slurp; http://help.yahoo.com/help/us/ysearch/slurp)	42	0.04%	43
206.	lj612589.inktomisearch.com_Mozilla/5.0 (compatible; Yahoo! Slurp; http://help.yahoo.com/help/us/ysearch/slurp)	42	0.04%	44
207.	lj612164.inktomisearch.com_Mozilla/5.0 (compatible; Yahoo! Slurp; http://help.yahoo.com/help/us/ysearch/slurp)	42	0.04%	48
208.	74.6.87.79_Mozilla/5.0 (compatible; Yahoo! Slurp; http://help.yahoo.com/help/us/ysearch/slurp)	42	0.04%	46
209.	lj612278.inktomisearch.com_Mozilla/5.0 (compatible; Yahoo! Slurp; http://help.yahoo.com/help/us/ysearch/slurp)	42	0.04%	45
210.	74.6.71.94_Mozilla/5.0 (compatible; Yahoo! Slurp; http://help.yahoo.com/help/us/ysearch/slurp)	42	0.04%	42
211.	lj612094.inktomisearch.com_Mozilla/5.0 (compatible; Yahoo! Slurp; http://help.yahoo.com/help/us/ysearch/slurp)	42	0.04%	43
212.	74.6.70.233_Mozilla/5.0 (compatible; Yahoo! Slurp; http://help.yahoo.com/help/us/ysearch/slurp)	42	0.04%	46
213.	lj611391.inktomisearch.com_Mozilla/5.0 (compatible; Yahoo! Slurp; http://help.yahoo.com/help/us/ysearch/slurp)	42	0.04%	45
214.	lj611054.inktomisearch.com_Mozilla/5.0 (compatible; Yahoo! Slurp; http://help.yahoo.com/help/us/ysearch/slurp)	42	0.04%	62
215.	lj611542.inktomisearch.com_Mozilla/5.0 (compatible; Yahoo! Slurp; http://help.yahoo.com/help/us/ysearch/slurp)	42	0.04%	56
216.	lj612125.inktomisearch.com_Mozilla/5.0 (compatible; Yahoo! Slurp; http://help.yahoo.com/help/us/ysearch/slurp)	42	0.04%	59

	Visitor	Visits	% Visits	Hits
217.	lj611917.inktomisearch.com_Mozilla/5.0 (compatible; Yahoo! Slurp; http://help.yahoo.com/help/us/ysearch/slurp)	42	0.04%	48
218.	lj612001.inktomisearch.com_Mozilla/5.0 (compatible; Yahoo! Slurp; http://help.yahoo.com/help/us/ysearch/slurp)	42	0.04%	44
219.	74.6.66.32_Mozilla/5.0 (compatible; Yahoo! Slurp; http://help.yahoo.com/help/us/ysearch/slurp)	42	0.04%	44
220.	lj612192.inktomisearch.com_Mozilla/5.0 (compatible; Yahoo! Slurp; http://help.yahoo.com/help/us/ysearch/slurp)	42	0.04%	42
221.	74.6.73.42_Mozilla/5.0 (compatible; Yahoo! Slurp; http://help.yahoo.com/help/us/ysearch/slurp)	42	0.04%	42
222.	202.175.110.82_PHP/3.0.18	41	0.04%	48
223.	lj612033.inktomisearch.com_Mozilla/5.0 (compatible; Yahoo! Slurp; http://help.yahoo.com/help/us/ysearch/slurp)	41	0.04%	45
224.	crawl-66-249-65-51.googlebot.com_Mozilla/5.0 (compatible; Googlebot/2.1; +http://www.google.com/bot.html)	41	0.04%	1,914
225.	ct501135.inktomisearch.com_Mozilla/5.0 (compatible; Yahoo! Slurp; http://help.yahoo.com/help/us/ysearch/slurp)	41	0.04%	41
226.	lj611102.inktomisearch.com_Mozilla/5.0 (compatible; Yahoo! Slurp; http://help.yahoo.com/help/us/ysearch/slurp)	41	0.04%	41
227.	lj611610.inktomisearch.com_Mozilla/5.0 (compatible; Yahoo! Slurp; http://help.yahoo.com/help/us/ysearch/slurp)	41	0.04%	44
228.	74.6.71.47_Mozilla/5.0 (compatible; Yahoo! Slurp; http://help.yahoo.com/help/us/ysearch/slurp)	41	0.04%	58
229.	lj612572.inktomisearch.com_Mozilla/5.0 (compatible; Yahoo! Slurp; http://help.yahoo.com/help/us/ysearch/slurp)	41	0.04%	41
230.	74.6.74.199_Mozilla/5.0 (compatible; Yahoo! Slurp; http://help.yahoo.com/help/us/ysearch/slurp)	41	0.04%	42
231.	74.6.74.27_Mozilla/5.0 (compatible; Yahoo! Slurp; http://help.yahoo.com/help/us/ysearch/slurp)	41	0.04%	48
232.	74.6.69.214_Mozilla/5.0 (compatible; Yahoo! Slurp; http://help.yahoo.com/help/us/ysearch/slurp)	41	0.04%	44
233.	dj501005.inktomisearch.com_Mozilla/5.0 (compatible; Yahoo! DE Slurp; http://help.yahoo.com/help/us/ysearch/slurp)	41	0.04%	81

	Visitor	Visits	% Visits	Hits
234.	74.6.68.218_Mozilla/5.0 (compatible; Yahoo! Slurp; http://help.yahoo.com/help/us/ysearch/slurp)	41	0.04%	42
235.	lj611590.inktomisearch.com_Mozilla/5.0 (compatible; Yahoo! Slurp; http://help.yahoo.com/help/us/ysearch/slurp)	40	0.04%	67
236.	lj612093.inktomisearch.com_Mozilla/5.0 (compatible; Yahoo! Slurp; http://help.yahoo.com/help/us/ysearch/slurp)	40	0.04%	42
237.	74.6.72.123_Mozilla/5.0 (compatible; Yahoo! Slurp; http://help.yahoo.com/help/us/ysearch/slurp)	40	0.04%	40
238.	220.181.34.190_Mozilla/4.0 (compatible; MSIE 6.0; Windows NT 5.1; QihooBot 1.0 qihooBot@qihoo.net)	40	0.04%	66
239.	74.6.68.125_Mozilla/5.0 (compatible; Yahoo! Slurp; http://help.yahoo.com/help/us/ysearch/slurp)	40	0.04%	43
240.	lj612580.inktomisearch.com_Mozilla/5.0 (compatible; Yahoo! Slurp; http://help.yahoo.com/help/us/ysearch/slurp)	40	0.04%	41
241.	74.6.70.28_Mozilla/5.0 (compatible; Yahoo! Slurp; http://help.yahoo.com/help/us/ysearch/slurp)	40	0.04%	40
242.	64.239.7.216_POE-Component-Client-HTTP/0.65 (perl; N; POE; en; rv:0.650000)	40	0.04%	58
243.	74.6.65.228_Mozilla/5.0 (compatible; Yahoo! Slurp; http://help.yahoo.com/help/us/ysearch/slurp)	40	0.04%	40
244.	ct501005.inktomisearch.com_Mozilla/5.0 (compatible; Yahoo! Slurp; http://help.yahoo.com/help/us/ysearch/slurp)	40	0.04%	41
245.	74.6.73.86_Mozilla/5.0 (compatible; Yahoo! Slurp; http://help.yahoo.com/help/us/ysearch/slurp)	40	0.04%	43
246.	lj611908.inktomisearch.com_Mozilla/5.0 (compatible; Yahoo! Slurp; http://help.yahoo.com/help/us/ysearch/slurp)	40	0.04%	52
247.	66.196.123.40_YahooSeeker/CafeKelsa (compatible; Konqueror/3.2; FreeBSD ; http://help.yahoo.com/help/hotjobs/webmaster) (KHTML, like Gecko)	40	0.04%	3,212
248.	lj611827.inktomisearch.com_Mozilla/5.0 (compatible; Yahoo! Slurp; http://help.yahoo.com/help/us/ysearch/slurp)	40	0.04%	41
249.	lj611400.inktomisearch.com_Mozilla/5.0 (compatible; Yahoo! Slurp; http://help.yahoo.com/help/us/ysearch/slurp)	40	0.04%	42

	Visitor	Visits	% Visits	Hits
250.	74.6.72.174_Mozilla/5.0 (compatible; Yahoo! Slurp; http://help.yahoo.com/help/us/ysearch/slurp)	40	0.04%	42
251.	lj612367.inktomisearch.com_Mozilla/5.0 (compatible; Yahoo! Slurp; http://help.yahoo.com/help/us/ysearch/slurp)	40	0.04%	42
252.	72.30.214.230_Mozilla/5.0 (compatible; Yahoo! Slurp; http://help.yahoo.com/help/us/ysearch/slurp)	40	0.04%	44
253.	lj612247.inktomisearch.com_Mozilla/5.0 (compatible; Yahoo! Slurp; http://help.yahoo.com/help/us/ysearch/slurp)	39	0.04%	39
254.	72.30.177.164_Mozilla/5.0 (compatible; Yahoo! Slurp; http://help.yahoo.com/help/us/ysearch/slurp)	39	0.04%	60
255.	lj611237.inktomisearch.com_Mozilla/5.0 (compatible; Yahoo! Slurp; http://help.yahoo.com/help/us/ysearch/slurp)	39	0.04%	40
256.	74.6.72.56_Mozilla/5.0 (compatible; Yahoo! Slurp; http://help.yahoo.com/help/us/ysearch/slurp)	39	0.04%	41
257.	fw1.intelink.gov_imo-google-robot-intelink (Enterprise; GIX-02757; searchadmin@intelink.gov)	39	0.04%	345
258.	lj611486.inktomisearch.com_Mozilla/5.0 (compatible; Yahoo! Slurp; http://help.yahoo.com/help/us/ysearch/slurp)	39	0.04%	42
259.	lj611562.inktomisearch.com_Mozilla/5.0 (compatible; Yahoo! Slurp; http://help.yahoo.com/help/us/ysearch/slurp)	39	0.04%	39
260.	74.6.73.31_Mozilla/5.0 (compatible; Yahoo! Slurp; http://help.yahoo.com/help/us/ysearch/slurp)	39	0.04%	42
261.	74.6.74.174_Mozilla/5.0 (compatible; Yahoo! Slurp; http://help.yahoo.com/help/us/ysearch/slurp)	39	0.04%	39
262.	74.6.69.164_Mozilla/5.0 (compatible; Yahoo! Slurp; http://help.yahoo.com/help/us/ysearch/slurp)	39	0.04%	39
263.	74.6.74.237_Mozilla/5.0 (compatible; Yahoo! Slurp; http://help.yahoo.com/help/us/ysearch/slurp)	39	0.04%	39
264.	67.99.17.204_-	39	0.04%	40
265.	lj611221.inktomisearch.com_Mozilla/5.0 (compatible; Yahoo! Slurp; http://help.yahoo.com/help/us/ysearch/slurp)	39	0.04%	41
266.	74.6.71.120_Mozilla/5.0 (compatible; Yahoo! Slurp; http://help.yahoo.com/help/us/ysearch/slurp)	38	0.04%	38

	Visitor	Visits	% Visits	Hits
267.	lj611228.inktomisearch.com_Mozilla/5.0 (compatible; Yahoo! Slurp; http://help.yahoo.com/help/us/ysearch/slurp)	38	0.04%	42
268.	lj612213.inktomisearch.com_Mozilla/5.0 (compatible; Yahoo! Slurp; http://help.yahoo.com/help/us/ysearch/slurp)	38	0.04%	38
269.	74.6.69.149_Mozilla/5.0 (compatible; Yahoo! Slurp; http://help.yahoo.com/help/us/ysearch/slurp)	38	0.04%	41
270.	209.249.11.3_MSRBOT	38	0.04%	115
271.	lj611529.inktomisearch.com_Mozilla/5.0 (compatible; Yahoo! Slurp; http://help.yahoo.com/help/us/ysearch/slurp)	38	0.04%	41
272.	72.30.177.152_Mozilla/5.0 (compatible; Yahoo! Slurp; http://help.yahoo.com/help/us/ysearch/slurp)	38	0.04%	43
273.	74.6.76.12_Mozilla/5.0 (compatible; Yahoo! DE Slurp; http://help.yahoo.com/help/us/ysearch/slurp)	38	0.04%	76
274.	lj611803.inktomisearch.com_Mozilla/5.0 (compatible; Yahoo! Slurp; http://help.yahoo.com/help/us/ysearch/slurp)	38	0.04%	40
275.	134.67.2.137_Mozilla/4.0 (compatible; MSIE 6.0; Windows NT 5.1; SV1; (R1 1.5); .NET CLR 1.1.4322; InfoPath.1)	38	0.04%	501
276.	74.6.70.94_Mozilla/5.0 (compatible; Yahoo! Slurp; http://help.yahoo.com/help/us/ysearch/slurp)	38	0.04%	40
277.	lj611778.inktomisearch.com_Mozilla/5.0 (compatible; Yahoo! Slurp; http://help.yahoo.com/help/us/ysearch/slurp)	38	0.04%	48
278.	74.6.76.14_Mozilla/5.0 (compatible; Yahoo! DE Slurp; http://help.yahoo.com/help/us/ysearch/slurp)	38	0.04%	76
279.	74.6.71.83_Mozilla/5.0 (compatible; Yahoo! Slurp; http://help.yahoo.com/help/us/ysearch/slurp)	38	0.04%	65
280.	lj611809.inktomisearch.com_Mozilla/5.0 (compatible; Yahoo! Slurp; http://help.yahoo.com/help/us/ysearch/slurp)	37	0.04%	37
281.	lj612547.inktomisearch.com_Mozilla/5.0 (compatible; Yahoo! Slurp; http://help.yahoo.com/help/us/ysearch/slurp)	37	0.04%	38
282.	lj611971.inktomisearch.com_Mozilla/5.0 (compatible; Yahoo! Slurp; http://help.yahoo.com/help/us/ysearch/slurp)	37	0.04%	39
283.	74.6.72.246_Mozilla/5.0 (compatible; Yahoo! Slurp; http://help.yahoo.com/help/us/ysearch/slurp)	37	0.04%	37

	Visitor	Visits	% Visits	Hits
284.	lj611372.inktomisearch.com_Mozilla/5.0 (compatible; Yahoo! Slurp; http://help.yahoo.com/help/us/ysearch/slurp)	37	0.04%	39
285.	lj611772.inktomisearch.com_Mozilla/5.0 (compatible; Yahoo! Slurp; http://help.yahoo.com/help/us/ysearch/slurp)	37	0.04%	43
286.	lj611852.inktomisearch.com_Mozilla/5.0 (compatible; Yahoo! Slurp; http://help.yahoo.com/help/us/ysearch/slurp)	37	0.04%	44
287.	lj611863.inktomisearch.com_Mozilla/5.0 (compatible; Yahoo! Slurp; http://help.yahoo.com/help/us/ysearch/slurp)	37	0.04%	37
288.	crawl1.cosmixcorp.com_voyager/1.0	37	0.04%	48
289.	lj611968.inktomisearch.com_Mozilla/5.0 (compatible; Yahoo! Slurp; http://help.yahoo.com/help/us/ysearch/slurp)	37	0.04%	38
290.	74.6.74.47_Mozilla/5.0 (compatible; Yahoo! Slurp; http://help.yahoo.com/help/us/ysearch/slurp)	37	0.04%	39
291.	lj612048.inktomisearch.com_Mozilla/5.0 (compatible; Yahoo! Slurp; http://help.yahoo.com/help/us/ysearch/slurp)	37	0.04%	47
292.	lj612121.inktomisearch.com_Mozilla/5.0 (compatible; Yahoo! Slurp; http://help.yahoo.com/help/us/ysearch/slurp)	37	0.04%	37
293.	crawl-66-249-66-163.googlebot.com_Mozilla/5.0 (compatible; Googlebot/2.1; +http://www.google.com/bot.html)	37	0.04%	1,510
294.	lj611865.inktomisearch.com_Mozilla/5.0 (compatible; Yahoo! Slurp; http://help.yahoo.com/help/us/ysearch/slurp)	37	0.04%	38
295.	72.30.177.223_Mozilla/5.0 (compatible; Yahoo! Slurp; http://help.yahoo.com/help/us/ysearch/slurp)	37	0.04%	38
296.	74.6.72.152_Mozilla/5.0 (compatible; Yahoo! Slurp; http://help.yahoo.com/help/us/ysearch/slurp)	37	0.04%	39
297.	lj612359.inktomisearch.com_Mozilla/5.0 (compatible; Yahoo! Slurp; http://help.yahoo.com/help/us/ysearch/slurp)	37	0.04%	38
298.	74.6.74.49_Mozilla/5.0 (compatible; Yahoo! Slurp; http://help.yahoo.com/help/us/ysearch/slurp)	36	0.04%	37
299.	161.80.46.135_Mozilla/4.0 (compatible; MSIE 6.0; Windows NT 5.1; SV1; .NET CLR 1.1.4322; .NET CLR 2.0.50727)	36	0.04%	205
300.	74.6.68.30_Mozilla/5.0 (compatible; Yahoo! Slurp; http://help.yahoo.com/help/us/ysearch/slurp)	36	0.04%	36

Visitor	Visits	% Visits	Hits
Subtotal for rows: 1 - 300	18,934	19.01%	73,872
Other	80,687	80.99%	257,046
Total	99,621	100.00%	330,918

items 1-300 of 5000

Top Visitors - Help Card



Column Definitions

Visitor

The IP address, domain name, or cookie of the visitor.

Visits

Number of times the specified visitor visited your site. A visit is a series of actions that begins when a visitor views their first page from the server, and ends when the visitor leaves the site or remains idle beyond the idle-time limit. The default idle-time limit is thirty minutes. This time limit can be changed by the system administrator.

Hits

Number of hits attributed to the specified visitor. Each file requested by a visitor registers as a hit. There can be several hits on each page. While the volume of hits reflects the amount of server traffic, it is not an accurate reflection of the number of pages viewed.



Report Descriptions

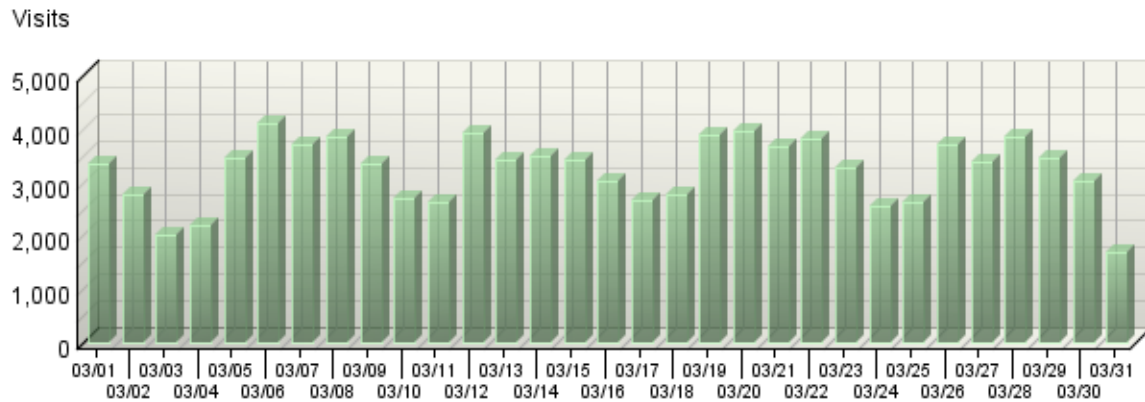
Consider the visitors who use the site most, and tailor your site to their interests and needs. If your site is an intranet, notice which employees use the site most, and find out what they like about it. You might also get feedback from those who use it the least and find out what they are looking for.

Note: If a visitor has a dynamic IP address, or if a group of visitors are behind a proxy server or firewall, this data might be misleading. In the case of a dynamic IP address, multiple IP addresses could be shown for a single visitor, and in the case of a firewall or proxy server, one IP address could be used by more than one visitor.

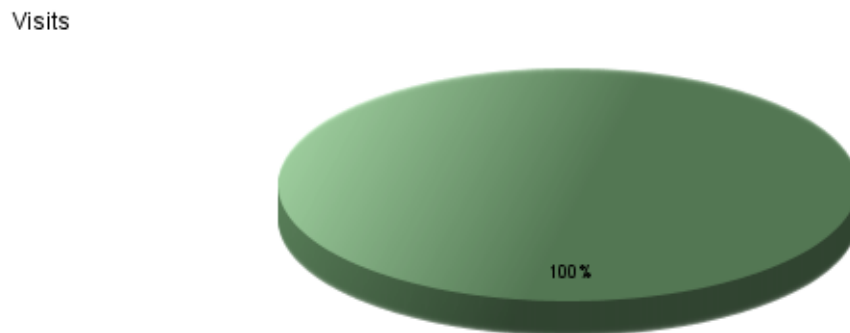
New vs. Return Visits

This report compares the number of visits by new and returning visitors to your site.

New vs. Return Visits Trend



New vs. Return Visits



■ Returning Visitors

New vs. Return Visits

Visitor Type	Visits	% Visits
■ Returning Visitors	99,621	100.00%
Total	99,621	100.00%

items 1-1 of 1

New vs. Return Visits - Help Card



Column Definitions

New Visitors

Visitors whose visit starts without any cookie information but acquires a cookie (or multiple cookies) during the visit. For single-page visits there is no way (without the use of SmartSource Data Collection) to distinguish a new visitor from a visitor that does not accept cookies. As a result these visits are categorized as Visitors Not Accepting Cookies.

Returning Visitors

Visitors who already had a cookie from your site when they visited.

Visitors Not Accepting Cookies

Visitors not accepting cookies from your site. There is no way to determine if these visitors are new or returning. Note that Express Analysis does not report on this information.

Visits

Number of visits by visitors who fit into the specified visitor category. A visit is a series of actions that begins when a visitor views their first page from the server, and ends when the visitor leaves the site or remains idle beyond the idle-time limit. The default idle-time limit is thirty minutes. This time limit can be changed by the system administrator.

%

Percentage of visitors who fit into the specified visitor category.



Report Descriptions

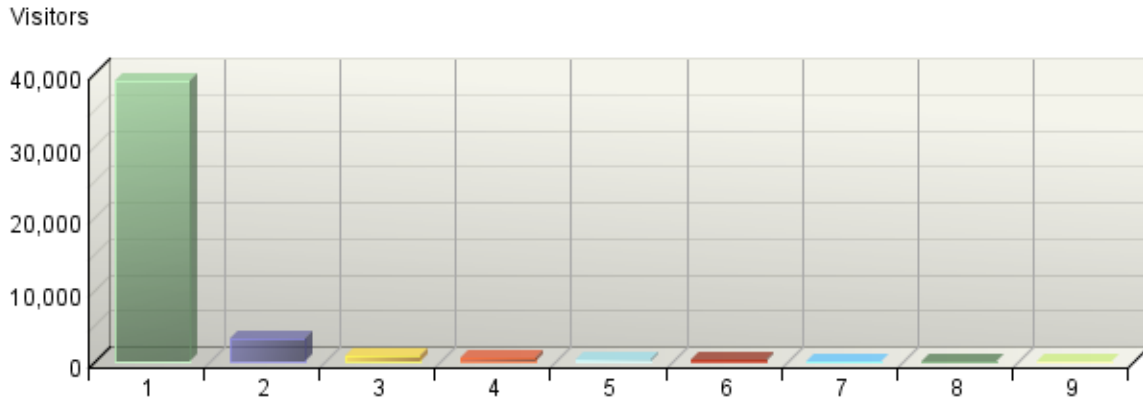
By tracking the ratio between new and return visits over a period of time, you can determine if your site is attracting enough returning visitors.

Note: This report uses only cookies to determine whether a visitor is new or returning. This information cannot therefore be correlated to visitor counts obtained using IP tracking. For example, when a visitor goes to a site that has session-based cookies but no permanent cookies, they will receive a cookie on their second hit and be labeled a new visitor. If they close their browser, wait an hour, and go back to the same site, they will have no cookies on their first hit (since the cookie they got previously was session-based) and will once again be issued a cookie on their second hit. If the site's logs are analyzed using the IP tracking method, the result is 1 unique visitor (determined using IP tracking), but 2 visits and 2 new or first-time visitors (determined using cookies).

Visitors by Number of Visits

This report shows the distribution of visitors based on how many times each visitor visited your site.

Visitors by Number of Visits



Visitors by Number of Visits

Number of Visits	Visitors	% Visitors
1 visit	38,928	85.43%
2 visits	3,089	6.78%
3 visits	843	1.85%
4 visits	405	0.89%
5 visits	236	0.52%
6 visits	160	0.35%
7 visits	113	0.25%
8 visits	98	0.22%
9 visits	83	0.18%
Other	1,610	3.53%
Total	45,565	100.00%

items 1-9 of 9

Visitors by Number of Visits - Help Card



Column Definitions

Number of Visits

The number of visits by each visitor during the period of the report.

Visitors

Number of individuals who came to your site the amount of times specified in the Number of Visits column.

%

Percentage of visitors who came to your site the amount of times specified in the Number of Visits column.



Report Descriptions

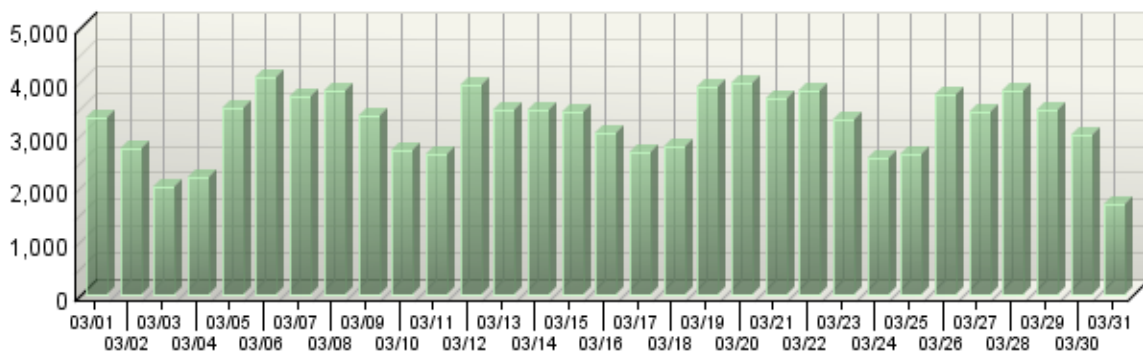
This information can indicate whether or not your site compels visitors to return. Updating web site content is one way to draw return visitors.

Visitors Trend

This report shows how many times visitors visited your web site and how long they stayed. The information is divided into time slices based on the duration of the log file. Some visits may span more than one time interval, and will be counted in each interval where they appear. The sum of visits for all intervals may therefore exceed the total visits shown in the Overview Dashboard page.

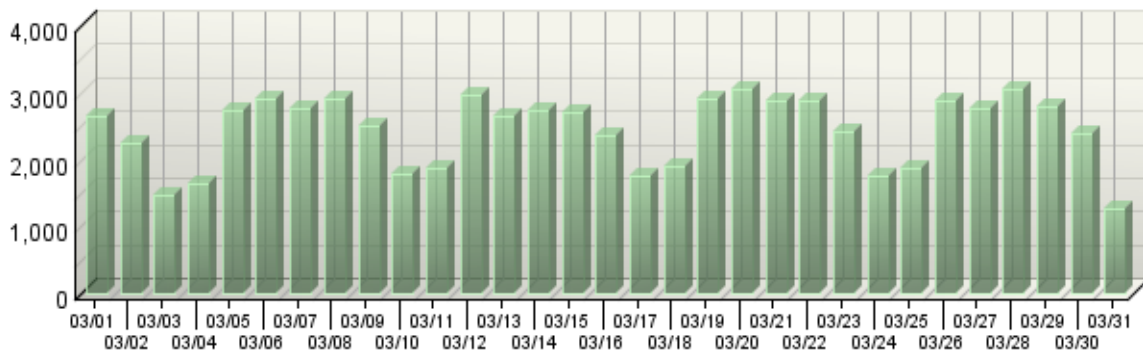
Active Visits Trend

Active Visits



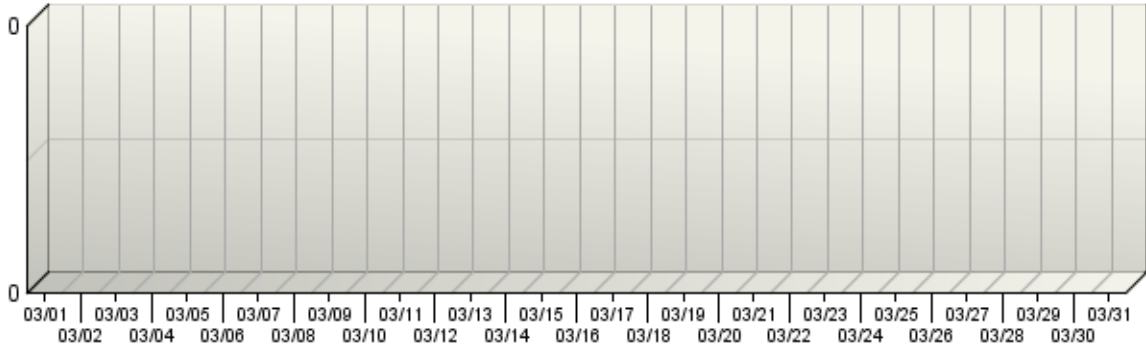
Visitors Trend

Visitors



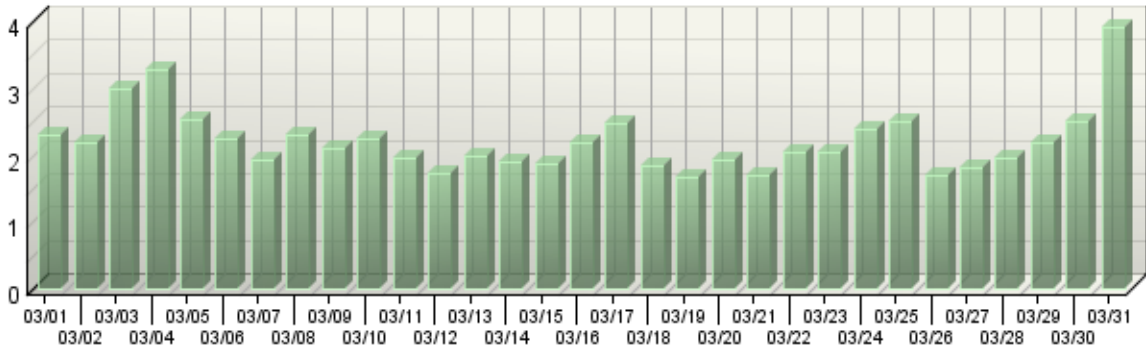
New Visitors Trend

New Visitors



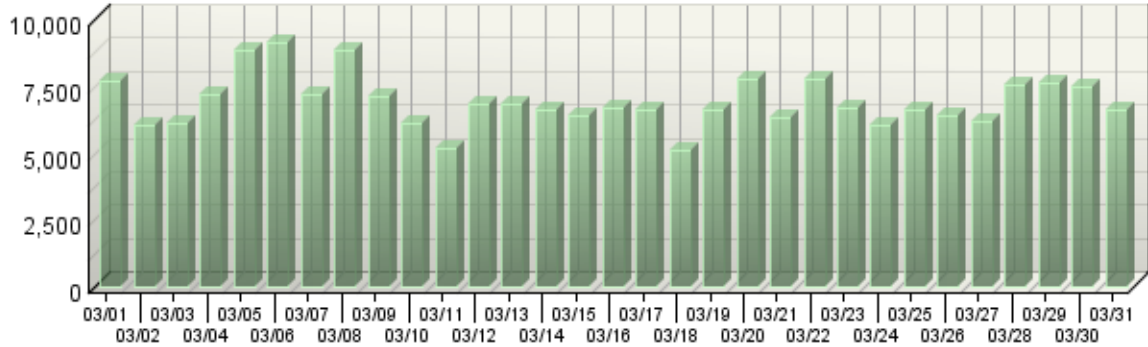
Average Length of Visit Trend

Average Visit Duration



Visitor Minutes Trend

Visitor Minutes



Visitors Trend

Day	Active Visits	Visitors	New Visitors
03/01	3,323	2,636	0
03/02	2,745	2,232	0
03/03	2,028	1,482	0
03/04	2,198	1,641	0
03/05	3,473	2,740	0
03/06	4,076	2,907	0
03/07	3,715	2,769	0
03/08	3,824	2,911	0
03/09	3,360	2,502	0
03/10	2,713	1,788	0
03/11	2,633	1,857	0
03/12	3,925	2,950	0
03/13	3,447	2,634	0
03/14	3,456	2,742	0
03/15	3,431	2,708	0
03/16	3,030	2,374	0
03/17	2,654	1,767	0
03/18	2,781	1,903	0
03/19	3,888	2,917	0
03/20	3,972	3,062	0
03/21	3,687	2,865	0
03/22	3,814	2,887	0
03/23	3,260	2,409	0
03/24	2,541	1,765	0

Day	Active Visits	Visitors	New Visitors
03/25	2,632	1,864	0
03/26	3,734	2,877	0
03/27	3,417	2,749	0
03/28	3,817	3,064	0
03/29	3,469	2,797	0
03/30	2,985	2,400	0
03/31	1,680	1,253	0
Average	3,216	2,433	0
Total	-	-	0

items 1-31 of 31

Visitors Trend

Day	Average Visit Duration	Visitor Minutes
03/01	00:02:18	7,691.78
03/02	00:02:11	6,036.07
03/03	00:03:00	6,101.12
03/04	00:03:16	7,182.23
03/05	00:02:32	8,826.7
03/06	00:02:14	9,115.73
03/07	00:01:56	7,199.82
03/08	00:02:18	8,837.37
03/09	00:02:06	7,094.08
03/10	00:02:15	6,139.23
03/11	00:01:57	5,151.95
03/12	00:01:43	6,803.18
03/13	00:01:59	6,849.07
03/14	00:01:54	6,603.32
03/15	00:01:52	6,409.83
03/16	00:02:12	6,697.13
03/17	00:02:29	6,614.05
03/18	00:01:50	5,106.35
03/19	00:01:41	6,606.25
03/20	00:01:56	7,734.65
03/21	00:01:42	6,315.4
03/22	00:02:02	7,757.12
03/23	00:02:02	6,677.68
03/24	00:02:23	6,069.33
03/25	00:02:31	6,645.03
03/26	00:01:42	6,374.62

Day	Average Visit Duration	Visitor Minutes
03/27	00:01:48	6,183.43
03/28	00:01:58	7,569.03
03/29	00:02:11	7,617.02
03/30	00:02:30	7,491.7
03/31	00:03:55	6,595.15
Average	-	6,906.3
Total	-	214,095.43

items 1-31 of 31

Visitors Trend - Help Card



Column Definitions

Time Interval (hour, day, etc.)

A one-year report displays monthly time increments. A one-quarter report displays weekly time increments. A one-month report or a one-week report displays daily time increments. A daily report displays hourly time increments. An hour-long interval marked 12:00, for example, includes all activity between 12:00 and 12:59.

Active Visits

Number of active visits to your web site. If a visit spans multiple time intervals, it is counted in each interval. Every visit from a visitor is counted, even if the same visitor came to your web site multiple times. Also included are zero-length visits. A zero-length visit occurs when all hits for that visit are logged with the exact same time stamp.

Visitors

Number of individuals who visited your site during the report interval. For a daily report, if someone visits more than once, that person is counted only the first time he or she visits. Values of "-" indicate that the detailed data required is not available. This situation occurs when the Top Visitors report has reached its configured limit or when reports for the corresponding period are turned off. For non-daily reports, the visitor measure total is "-" since the same visitor can be counted in multiple intervals.

New Visitors

Number of visitors who had never visited your web site before.

Average Visit Duration

The average amount of time visitors spent at your site within the given time interval. The data is formatted as hh:mm:ss (hours:minutes:seconds). The average visit duration is calculated by dividing the value from the Visitor Minutes column by the value from the Active Visits column.

Visitor Minutes

Number of minutes your web site was viewed, regardless of who was viewing it.



Report Descriptions

Use this page to determine which times your web site is busiest.

Daily averages cut off visits that continue into the next day, whereas weekly averages do not. Therefore, weekly averages may appear a bit longer than daily averages.

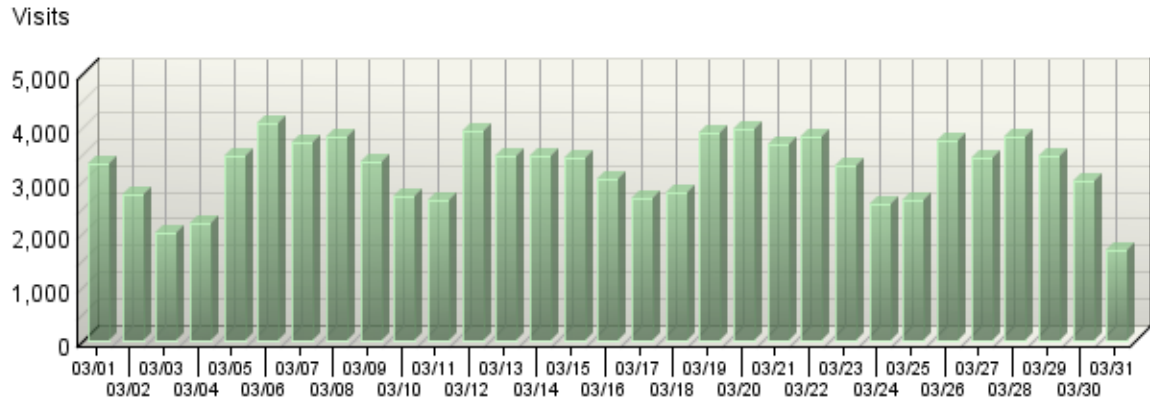
Total - The total for the column. Visits may span more than one time interval and are counted for each hour in this report. We therefore do not provide a total, which would be misleading.

Average - This row gives the average for each column.

Visits Trend

This report shows how the number of visits to your site changes over the course of the report period.

Visits Trend



Visits Trend

Day	Visits	% Visits
03/01	3,321	3.33%
03/02	2,738	2.75%
03/03	2,025	2.03%
03/04	2,193	2.20%
03/05	3,470	3.48%
03/06	4,072	4.09%
03/07	3,708	3.72%
03/08	3,817	3.83%
03/09	3,352	3.37%
03/10	2,710	2.72%
03/11	2,629	2.64%
03/12	3,923	3.94%
03/13	3,444	3.46%
03/14	3,451	3.47%
03/15	3,429	3.44%
03/16	3,025	3.04%
03/17	2,651	2.66%
03/18	2,777	2.79%
03/19	3,884	3.90%

Day	Visits	% Visits
03/20	3,969	3.99%
03/21	3,685	3.70%
03/22	3,807	3.82%
03/23	3,257	3.27%
03/24	2,538	2.55%
03/25	2,629	2.64%
03/26	3,733	3.75%
03/27	3,413	3.43%
03/28	3,815	3.83%
03/29	3,466	3.48%
03/30	2,979	2.99%
03/31	1,675	1.68%
Total	99,585	100.00%

items 1-31 of 31

Visits Trend - Help Card



Column Definitions

Time Interval (hour, day, etc.)

A one-year report displays monthly time increments. A one-quarter report displays weekly time increments. A one-month report or a one-week report displays daily time increments. A daily report displays hourly time increments. An hour-long interval marked 12:00, for example, includes all activity between 12:00 and 12:59.

Visits

Number of visits to your site during the specified time interval. A visit is a series of actions that begins when a visitor views their first page from the server, and ends when the visitor leaves the site or remains idle beyond the idle-time limit. The default idle-time limit is thirty minutes. This time limit can be changed by the system administrator.

%

Percentage of visits to your site during the specified time interval compared with all visits to your site during the report period.



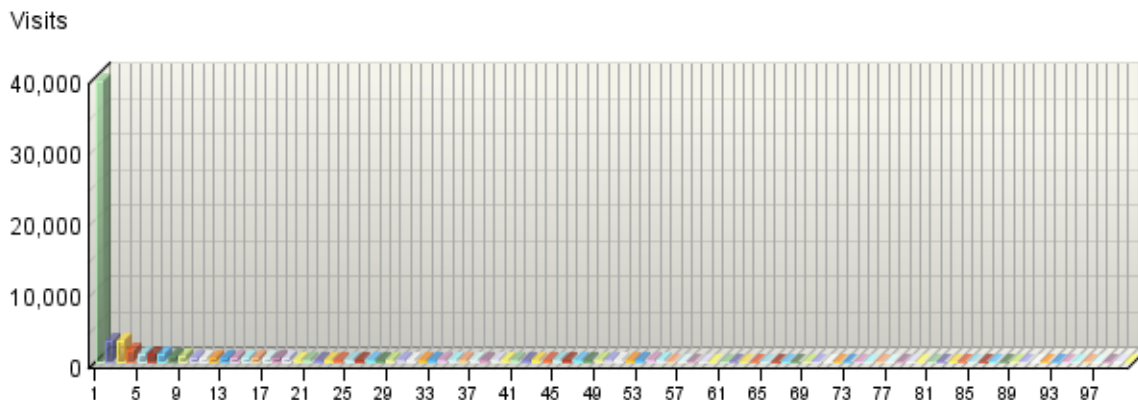
Report Descriptions

Periods of less activity can be considered good times for maintenance and content improvement.

Organizations

If you have enabled the WebTrends GeoTrends Database for this profile, this page will list the most active companies and other organizations visiting your web site.

Organizations



Organizations

	Organization Domain Name	Visits	% Visits	Hits
■ 1.	American Registry for Internet Numbers	39,448	39.61%	53,569
	inktomisearch.com	21,682	21.77%	23,605
	Unresolved IP Address	15,402	15.47%	22,851
	rr.com	467	0.47%	1,293
	sbcglobal.net	358	0.36%	1,002
	verizon.net	234	0.23%	889
	comcast.net	165	0.17%	351
	bellsouth.net	146	0.15%	345
	rogers.com	139	0.14%	450
	cox.net	135	0.14%	373
	insightbb.com	91	0.09%	456
	suddenlink.net	59	0.06%	170
	layeredtech.com	49	0.05%	157
	frontiernet.net	48	0.05%	139
	comcastbusiness.net	45	0.05%	151
	yahoo.net	27	0.03%	28
	embarqhsd.net	27	0.03%	62
	swbell.net	27	0.03%	46

	Organization Domain Name	Visits	% Visits	Hits
	qwest.net	23	0.02%	58
	dsl.bell.ca	22	0.02%	122
	theplanet.com	20	0.02%	277
■ 2.	Hotmail Corporation	2,992	3.00%	11,558
	Unresolved IP Address	1,757	1.76%	6,812
	live.com	973	0.98%	3,996
	phx.gbl	262	0.26%	750
■ 3.	U.S. Environmental Protection Agency	2,936	2.95%	34,402
	Unresolved IP Address	2,816	2.83%	33,724
	epa.gov	120	0.12%	678
■ 4.	Verizon Trademark Services LLC	1,692	1.70%	4,706
	Unresolved IP Address	534	0.54%	1,689
	verizon.net	522	0.52%	1,455
	comcast.net	259	0.26%	612
	qwest.net	109	0.11%	274
	rr.com	90	0.09%	182
	pacbell.net	39	0.04%	110
	sbcglobal.net	36	0.04%	91
	charter.com	34	0.03%	85
	embarqhsd.net	30	0.03%	131
	k12.va.us	8	0.01%	10
	compactmembrane.com	6	0.01%	15
	alltel.net	3	0.00%	6
	eastlink.ca	2	0.00%	4
	sasknet.sk.ca	2	0.00%	3
	indexengines.com	2	0.00%	15
	mattek.com	1	0.00%	1
	anacostiaws.org	1	0.00%	2
	jamesoncpa.com	1	0.00%	2
	ashcroftgroupplc.com	1	0.00%	1
	millennium-institute.org	1	0.00%	1
■ 5.	RIPE Network Coordination Centre	1,116	1.12%	3,922
	Unresolved IP Address	500	0.50%	1,973
	nextgentel.com	85	0.09%	186
	aol.com	54	0.05%	90
	abo.wanadoo.fr	38	0.04%	299
	retail.telecomitalia.it	25	0.03%	54
	rima-tde.net	19	0.02%	36
	uce.ac.uk	16	0.02%	19
	paltel.net	11	0.01%	32

	Organization Domain Name	Visits	% Visits	Hits
	sth.bostream.se	10	0.01%	22
	emirates.net.ae	10	0.01%	13
	km30234.keymachine.de	9	0.01%	9
	blueyonder.co.uk	9	0.01%	20
	isp.belgacom.be	8	0.01%	21
	speed.planet.nl	7	0.01%	11
	km23546.keymachine.de	7	0.01%	7
	epfl.ch	7	0.01%	7
	direct-adsl.nl	7	0.01%	7
	dynamic.orange.es	6	0.01%	28
	static.qsc.de	5	0.01%	11
	km22849-04.keymachine.de	5	0.01%	5
■ 6.	Microsoft Corp	1,062	1.07%	2,704
	Unresolved IP Address	1,039	1.04%	2,655
	live.com	17	0.02%	29
	msn.com	4	0.00%	18
	phx.gbl	2	0.00%	2
■ 7.	America Online, Inc.	991	1.00%	1,820
	aol.com	760	0.76%	1,467
	Unresolved IP Address	228	0.23%	331
	turner.com	2	0.00%	18
	customersvc.com	1	0.00%	4
■ 8.	Asia Pacific Network Information Centre	821	0.82%	2,709
	Unresolved IP Address	511	0.51%	1,851
	hinet.net	65	0.07%	97
	bigpond.net.au	29	0.03%	53
	pldt.net	24	0.02%	36
	tm.net.my	20	0.02%	87
	telkom.net.id	20	0.02%	168
	asianet.co.th	19	0.02%	62
	sify.net	15	0.02%	30
	vietel.com.vn	11	0.01%	64
	totbb.net	10	0.01%	12
	net.my	7	0.01%	15
	59.airtelbroadband.in	5	0.01%	11
	ocn.ne.jp	4	0.00%	6
	61.airtelbroadband.in	4	0.00%	7
	163data.com.cn	4	0.00%	9
	iinet.net.au	4	0.00%	19
	tttmaxnet.com	4	0.00%	5

	Organization Domain Name	Visits	% Visits	Hits
	ny.adsl	3	0.00%	5
	global-gateway.net.nz	3	0.00%	12
	dion.ne.jp	3	0.00%	3
■ 9.	Comcast Cable Communications, Inc.	772	0.78%	2,188
	comcast.net	474	0.48%	1,373
	Unresolved IP Address	298	0.30%	815
■ 10.	EXCALIBUR Group, A Time Warner Company	639	0.64%	1,884
	rr.com	313	0.31%	902
	Unresolved IP Address	268	0.27%	780
	steephost.com	12	0.01%	13
	mindspring.com	7	0.01%	14
	clearwire-dns.net	5	0.01%	125
	ldmi.com	3	0.00%	7
	cavtel.net	3	0.00%	3
	wavecable.com	3	0.00%	6
	esconett.org	2	0.00%	2
	ptd.net	2	0.00%	2
	patmedia.net	2	0.00%	4
	wideopenwest.com	2	0.00%	2
	llix.net	1	0.00%	1
	francis.edu	1	0.00%	1
	solarus.biz	1	0.00%	1
	speakeasy.net	1	0.00%	1
	pathcom.com	1	0.00%	1
	knology.net	1	0.00%	1
	lmisd.net	1	0.00%	1
	n66-112-177.mcsnet.ca	1	0.00%	1
■ 11.	CHINANET beijing province network	575	0.58%	1,185
	Unresolved IP Address	575	0.58%	1,185
■ 12.	Internet Assigned Numbers Authority	555	0.56%	2,181
	Unresolved IP Address	286	0.29%	1,087
	122.airtelbroadband.in	91	0.09%	271
	abo.wanadoo.fr	21	0.02%	107
	vsnl.net.in	18	0.02%	91
	bti.net.ph	13	0.01%	17
	sky.com	8	0.01%	9
	net.t-com.hr	8	0.01%	27
	ntlworld.ie	7	0.01%	9
	chello.pl	6	0.01%	65

	Organization Domain Name	Visits	% Visits	Hits
	dodo.com.au	6	0.01%	6
	pol.co.uk	5	0.01%	108
	dsl.club-internet.fr	4	0.00%	36
	barak-online.net	4	0.00%	8
	karneval.cz	4	0.00%	70
	pool.einsundeins.de	3	0.00%	3
	telstraclear.net	3	0.00%	4
	t-dialin.net	3	0.00%	16
	blueyonder.co.uk	3	0.00%	4
	adsl.forthnet.gr	3	0.00%	4
	178.crowley.pl	2	0.00%	2
■ 13.	UUNET Technologies, Inc.	494	0.50%	1,943
	Unresolved IP Address	398	0.40%	1,434
	intelink.gov	39	0.04%	345
	ev1servers.net	18	0.02%	25
	cableone.net	9	0.01%	24
	rr.com	5	0.01%	26
	uu.net	4	0.00%	10
	rmtinc.com	3	0.00%	6
	wideopenwest.com	3	0.00%	5
	netins.net	2	0.00%	3
	foamex.com	2	0.00%	43
	mobilemark.com	1	0.00%	2
	idleaire.com	1	0.00%	2
	in-addr.arpa	1	0.00%	1
	mindspring.com	1	0.00%	2
	stvinc.com	1	0.00%	1
	berlexnj1.com	1	0.00%	1
	smiths-group.com	1	0.00%	3
	versar.com	1	0.00%	6
	anteon.com	1	0.00%	2
	cecomet.net	1	0.00%	1
■ 14.	ioNET, Inc.	493	0.50%	1,423
	Unresolved IP Address	295	0.30%	1,014
	cosmixcorp.com	150	0.15%	299
	ttemi.com	28	0.03%	79
	cogentco.com	5	0.01%	11
	ssr-inc.net	5	0.01%	6
	eheinc.com	2	0.00%	6
	wineinstitute.org	2	0.00%	2

	Organization Domain Name	Visits	% Visits	Hits
	uli.org	1	0.00%	1
	thettgroup.com	1	0.00%	1
	casselsbrock.com	1	0.00%	1
	k12.nj.us	1	0.00%	1
	kattenlaw.com	1	0.00%	1
	bingham.com	1	0.00%	1
■ 15.	Bell South Intellectual Property Corporation	488	0.49%	1,517
	bellsouth.net	249	0.25%	683
	Unresolved IP Address	184	0.18%	517
	amazonaws.com	12	0.01%	228
	intercage.com	11	0.01%	15
	zapeng.com	5	0.01%	12
	onlinehostmaster.com	5	0.01%	24
	lunarpages.com	3	0.00%	3
	swoca.net	3	0.00%	7
	k12.nc.us	2	0.00%	3
	metrocast.net	2	0.00%	4
	shawgrp.com	2	0.00%	4
	afterhours.com	1	0.00%	1
	allenuniversity.com	1	0.00%	1
	dsipr.org	1	0.00%	1
	distributel.net	1	0.00%	4
	amprot.com	1	0.00%	1
	openband.net	1	0.00%	1
	sunyocc.edu	1	0.00%	1
	troyergroup.com	1	0.00%	1
	ictwavemedia.net	1	0.00%	4
■ 16.	FRANCE TELECOM	480	0.48%	957
	fti.net	232	0.23%	425
	Unresolved IP Address	227	0.23%	445
	abo.wanadoo.fr	18	0.02%	84
	static-ip.oleane.fr	3	0.00%	3
■ 17.	Easten Network Co.	451	0.45%	498
	Unresolved IP Address	451	0.45%	498
■ 18.	Road Runner	426	0.43%	1,426
	rr.com	318	0.32%	1,133
	Unresolved IP Address	108	0.11%	293
■ 19.	Latin American and Caribbean IP address Regional Registry	414	0.42%	1,442
	Unresolved IP Address	173	0.17%	664

	Organization Domain Name	Visits	% Visits	Hits
	prod-infinitum.com.mx	53	0.05%	185
	veloxzone.com.br	16	0.02%	30
	cantv.net	16	0.02%	96
	speedy.net.pe	13	0.01%	20
	telesp.net.br	11	0.01%	32
	prima.net.ar	9	0.01%	15
	fibertel.com.ar	8	0.01%	12
	brasiltelecom.net.br	7	0.01%	26
	speedy.com.ar	6	0.01%	7
	telecom.net.ar	5	0.01%	5
	virtua.com.br	5	0.01%	24
	uninet-ide.com.mx	5	0.01%	21
	vtr.net	4	0.00%	5
	megared.net.mx	4	0.00%	4
	tsst.net.tt	4	0.00%	38
	etb.net.co	4	0.00%	12
	anteldata.net.uy	4	0.00%	7
	cable.net.co	4	0.00%	5
	univalle-bun.edu.co	3	0.00%	5
■ 20.	NIB	405	0.41%	1,577
	Unresolved IP Address	383	0.38%	1,510
	bsnl.co.in	21	0.02%	66
	bsnl.net.in	1	0.00%	1
■ 21.	PROVIDER Local Registry	400	0.40%	1,609
	Unresolved IP Address	262	0.26%	1,222
	proxad.net	21	0.02%	71
	ttnet.net.tr	18	0.02%	44
	pol.co.uk	12	0.01%	25
	as9105.com	8	0.01%	19
	blueyonder.co.uk	7	0.01%	40
	204.keyweb.de	6	0.01%	35
	home.otenet.gr	5	0.01%	18
	pool.t-online.hu	5	0.01%	6
	bulldogdsl.com	4	0.00%	4
	cable.casema.nl	3	0.00%	3
	adsl.cybercity.dk	3	0.00%	5
	adsl.forthnet.gr	2	0.00%	4
	broadband4.iol.cz	2	0.00%	18
	ip.fastwebnet.it	2	0.00%	3
	saudi.net.sa	2	0.00%	14

	Organization Domain Name	Visits	% Visits	Hits
	nb.home.nl	2	0.00%	14
	business.telecomitalia.it	2	0.00%	3
	yospace.com	2	0.00%	3
	fastres.net	2	0.00%	2
■ 22.	CHARTER COMMUNICATIONS	381	0.38%	1,260
	charter.com	285	0.29%	795
	Unresolved IP Address	88	0.09%	451
	k12.mn.us	3	0.00%	4
	gcsk12.net	2	0.00%	5
	thermoanalytics.com	2	0.00%	4
	k12.mi.us	1	0.00%	1
■ 23.	Asia Pacific Network Information Center, Pty. Ltd.	339	0.34%	978
	Unresolved IP Address	172	0.17%	484
	inktomisearch.com	103	0.10%	116
	optusnet.com.au	11	0.01%	95
	hcm.fpt.vn	6	0.01%	44
	myrdns.com	4	0.00%	4
	tulipconnect.com	4	0.00%	10
	bigpond.net.au	4	0.00%	4
	connect.net.au	4	0.00%	177
	hinet.net	3	0.00%	3
	youtele.com	3	0.00%	4
	fpt.vn	2	0.00%	3
	intnet.mu	2	0.00%	2
	tttmaxnet.com	2	0.00%	4
	westnet.com.au	2	0.00%	2
	identifydns.net	2	0.00%	2
	yahoo.com	2	0.00%	2
	dancom.net.pk	2	0.00%	9
	hplee_pc.ihpc	1	0.00%	1
	wlan.net.id	1	0.00%	1
	iinet.net.au	1	0.00%	1
■ 24.	Comcast Cable Communications Holdings, Inc.	339	0.34%	1,147
	comcast.net	215	0.22%	514
	Unresolved IP Address	124	0.12%	633
■ 25.	Google Inc.	320	0.32%	562
	Unresolved IP Address	299	0.30%	534
	google.com	21	0.02%	28
■ 26.	Level 3 Communications, Inc.	314	0.32%	872

	Organization Domain Name	Visits	% Visits	Hits
	razorservers.com	113	0.11%	161
	Unresolved IP Address	107	0.11%	488
	level3.net	82	0.08%	185
	halliburton.com	3	0.00%	4
	yahoo.com	2	0.00%	4
	shopwiki.com	1	0.00%	15
	ev1servers.net	1	0.00%	2
	schollecop.net	1	0.00%	2
	ufl.edu	1	0.00%	5
	solastacorp.com	1	0.00%	1
	idftech.com	1	0.00%	1
	calacademy.org	1	0.00%	4
■ 27.	Cox Communications Inc.	312	0.31%	789
	cox.net	241	0.24%	615
	Unresolved IP Address	68	0.07%	169
	ri.gov	1	0.00%	2
	visusllc.com	1	0.00%	1
	hitech-assets.com	1	0.00%	2
■ 28.	Comcast Cable Communications, Inc	312	0.31%	944
	comcast.net	181	0.18%	519
	Unresolved IP Address	131	0.13%	425
■ 29.	CSC Holdings, Inc.	306	0.31%	1,129
	optonline.net	253	0.25%	972
	Unresolved IP Address	53	0.05%	157
■ 30.	Comcast Cable Communications	303	0.30%	772
	comcast.net	188	0.19%	478
	Unresolved IP Address	115	0.12%	294
■ 31.	COX COMMUNICATIONS	302	0.30%	897
	cox.net	233	0.23%	744
	Unresolved IP Address	66	0.07%	145
	launchpnt.com	1	0.00%	6
	k12.ks.us	1	0.00%	1
	sbcoc.net	1	0.00%	1
■ 32.	Picsearch AB	297	0.30%	359
	picsearch.com	181	0.18%	224
	Unresolved IP Address	116	0.12%	135
■ 33.	Qwest Communications International Inc.	296	0.30%	686
	qwest.net	164	0.16%	418
	Unresolved IP Address	113	0.11%	239
	vescentphotonics.com	3	0.00%	4

	Organization Domain Name	Visits	% Visits	Hits
	ctuir.com	2	0.00%	2
	physics-math.com	2	0.00%	2
	jocogov.org	1	0.00%	1
	4roi.com	1	0.00%	2
	krsaline.com	1	0.00%	1
	prkcorp.com	1	0.00%	4
	jtjohnsonco.com	1	0.00%	1
	k12.mn.us	1	0.00%	1
	graveslawllc.com	1	0.00%	1
	fontenelleforest.org	1	0.00%	6
	zlrignition.com	1	0.00%	1
	epsilonassociates.com	1	0.00%	1
	criticalpower.com	1	0.00%	1
	nrginc.com	1	0.00%	1
■ 34.	Ask Jeeves Inc.	290	0.29%	1,632
	ask.com	184	0.18%	1,087
	Unresolved IP Address	106	0.11%	545
■ 35.	Videsh Sanchar Nigam Ltd - India.	288	0.29%	876
	vsnl.net.in	157	0.16%	584
	Unresolved IP Address	92	0.09%	208
	iitm.ac.in	18	0.02%	49
	eth.net	8	0.01%	12
	ccmb.res.in	3	0.00%	3
	eurekaforbes.co.in	2	0.00%	2
	cdac.in	2	0.00%	4
	chembiotek.com	1	0.00%	1
	tpcsed.com	1	0.00%	1
	vsnl.net	1	0.00%	1
	mdi.ac.in	1	0.00%	9
	fluent.co.in	1	0.00%	1
	ac.in	1	0.00%	1
■ 36.	Google Inc	280	0.28%	9,502
	googlebot.com	272	0.27%	9,484
	google.com	6	0.01%	6
	Unresolved IP Address	2	0.00%	12
■ 37.	Verizon Internet Services	280	0.28%	769
	verizon.net	191	0.19%	426
	Unresolved IP Address	84	0.08%	330
	fema.gov	2	0.00%	2
	em-law.com	1	0.00%	1

	Organization Domain Name	Visits	% Visits	Hits
	pitairport.com	1	0.00%	1
	amh.org	1	0.00%	9
■ 38.	Comcast Cable Communications, IP Services	271	0.27%	951
	comcast.net	172	0.17%	633
	Unresolved IP Address	99	0.10%	318
■ 39.	DELEGATED BLOCK	252	0.25%	357
	Unresolved IP Address	246	0.25%	347
	exabot.com	6	0.01%	10
■ 40.	Verizon Internet Services Inc.	250	0.25%	828
	verizon.net	170	0.17%	525
	Unresolved IP Address	79	0.08%	302
	adamscampbell.com	1	0.00%	1
■ 41.	Pacific Bell Internet Services	237	0.24%	523
	Unresolved IP Address	154	0.15%	354
	pacbell.net	25	0.03%	40
	twtelecom.net	6	0.01%	13
	optonline.net	6	0.01%	13
	hws.edu	6	0.01%	8
	tds.net	5	0.01%	8
	rr.com	4	0.00%	7
	mindspring.com	4	0.00%	5
	privatedns.com	2	0.00%	2
	clearwire-dns.net	2	0.00%	2
	sbcglobal.net	2	0.00%	2
	choiceone.net	2	0.00%	4
	biltmorecomm.com	1	0.00%	4
	cehca.org	1	0.00%	3
	esc18.net	1	0.00%	12
	amti.com	1	0.00%	2
	cwu.edu	1	0.00%	1
	usfamily.net	1	0.00%	1
	axsne.net	1	0.00%	1
	xltg.com	1	0.00%	1
■ 42.	RIPE NCC	221	0.22%	720
	Unresolved IP Address	124	0.12%	481
	rima-tde.net	21	0.02%	51
	as9105.com	17	0.02%	69
	ttnet.net.tr	10	0.01%	31
	clients.your-server.de	9	0.01%	11
	bezeqint.net	6	0.01%	6

	Organization Domain Name	Visits	% Visits	Hits
	arcor-ip.net	4	0.00%	4
	business.telecomitalia.it	4	0.00%	4
	customers.vivodi.gr	4	0.00%	4
	proxad.net	3	0.00%	6
	highway.telekom.at	3	0.00%	4
	elisa-laajakaista.fi	2	0.00%	2
	dedibox.fr	2	0.00%	2
	dsl.speedlinq.nl	1	0.00%	27
	webazilla.com	1	0.00%	1
	server4you.de	1	0.00%	2
	xnet.hr	1	0.00%	3
	cegetel.net	1	0.00%	1
	tvitel.pt	1	0.00%	5
	luxdsl.pt.lu	1	0.00%	1
■ 43.	Texas A&M University	209	0.21%	3,235
	tamu.edu	185	0.19%	3,046
	Unresolved IP Address	24	0.02%	189
■ 44.	Southwestern Bell Internet Services, Inc.	207	0.21%	15,288
	Unresolved IP Address	121	0.12%	14,970
	swbell.net	26	0.03%	55
	fuse.net	10	0.01%	32
	comporium.net	6	0.01%	13
	cimcoisp.net	5	0.01%	14
	secureserver.net	4	0.00%	4
	1dial.com	3	0.00%	7
	dejazzd.com	2	0.00%	8
	rr.com	2	0.00%	2
	rogers.com	2	0.00%	2
	sfgov.org	2	0.00%	24
	juch-tech.com	2	0.00%	2
	5ninesdata.com	1	0.00%	1
	kaballero.com	1	0.00%	2
	cablespeed.com	1	0.00%	3
	208.lnoca	1	0.00%	1
	softlayer.com	1	0.00%	2
	epix.net	1	0.00%	1
	scoca.org	1	0.00%	1
	hometel.com	1	0.00%	1
■ 45.	National Internet Backbone	184	0.18%	752
	Unresolved IP Address	178	0.18%	727

	Organization Domain Name	Visits	% Visits	Hits
	nitk.ac.in	2	0.00%	2
	thirumalaichemicals.com	1	0.00%	1
	sail-bhilaisteel.com	1	0.00%	1
	ac.in	1	0.00%	20
	cat.ernet.in	1	0.00%	1
■ 46.	Yahoo	178	0.18%	1,419
	Unresolved IP Address	136	0.14%	1,099
	yahoo.com	42	0.04%	320
■ 47.	Become Inc.	163	0.16%	3,225
	become.com	143	0.14%	2,798
	Unresolved IP Address	20	0.02%	427
■ 48.	Covad Communications Company	149	0.15%	416
	covad.net	112	0.11%	327
	Unresolved IP Address	27	0.03%	65
	sbtechnologyinstitute.org	3	0.00%	6
	4guardian.com	2	0.00%	4
	gcslaw.com	1	0.00%	1
	bottledwater.org	1	0.00%	1
	isi2000.com	1	0.00%	2
	wagner.com	1	0.00%	3
	cyberflyte.com	1	0.00%	7
■ 49.	Reliance Infocom Ltd.	148	0.15%	539
	Unresolved IP Address	137	0.14%	491
	bhu.ac.in	6	0.01%	22
	vit.ac.in	2	0.00%	2
	sgsits.ac.in	1	0.00%	22
	karunya.edu	1	0.00%	1
	nevisnetworks.com	1	0.00%	1
■ 50.	Layered Technologies, Inc.	146	0.15%	717
	onfirehosting.net	110	0.11%	217
	maxamine.net	17	0.02%	460
	sheffieldforum.co.uk	8	0.01%	8
	layeredtech.com	6	0.01%	15
	Unresolved IP Address	5	0.01%	17
■ 51.	Shaw CableSystems G.P.	144	0.14%	331
	shawcable.net	92	0.09%	235
	Unresolved IP Address	52	0.05%	96
■ 52.	Michigan State University	142	0.14%	359
	msu.edu	91	0.09%	216
	Unresolved IP Address	51	0.05%	143

	Organization Domain Name	Visits	% Visits	Hits
■ 53.	Road Runner-Commercial	140	0.14%	269
	rr.com	81	0.08%	140
	Unresolved IP Address	38	0.04%	82
	k12.nc.us	5	0.01%	12
	intera.com	3	0.00%	3
	cjmw.net	2	0.00%	14
	wsweboces.org	2	0.00%	2
	csn1.web	1	0.00%	1
	scecina.org	1	0.00%	2
	egcsd.org	1	0.00%	1
	techsolve.org	1	0.00%	4
	craigmichaelsinc.com	1	0.00%	1
	marical.biz	1	0.00%	2
	kcwa.com	1	0.00%	1
stickittomecomputers.com	1	0.00%	3	
une.edu	1	0.00%	1	
■ 54.	ThePlanet.com Internet Services, Inc.	140	0.14%	213
	Unresolved IP Address	135	0.14%	207
	theplanet.com	5	0.01%	6
■ 55.	Colorado State University	137	0.14%	300
	colostate.edu	85	0.09%	173
	Unresolved IP Address	47	0.05%	119
	user-bbff593d7b	2	0.00%	3
	sbailey-lt02	1	0.00%	1
	max	1	0.00%	1
	d1x9bmc1	1	0.00%	3
■ 56.	RCN	134	0.13%	587
	rcn.com	99	0.10%	366
	Unresolved IP Address	35	0.04%	221
■ 57.	Time Warner Telecom	131	0.13%	6,102
	twtelecom.net	74	0.07%	5,936
	Unresolved IP Address	32	0.03%	128
	btas.com	6	0.01%	8
	guildassociates.com	5	0.01%	8
	questline.com	2	0.00%	5
	militho.com	1	0.00%	1
	itfreedom.com	1	0.00%	2
	bloomconsultants.com	1	0.00%	2
	cbc-raleigh.com	1	0.00%	1
	highjumpsoftware.com	1	0.00%	1

	Organization Domain Name	Visits	% Visits	Hits
	wsg.net	1	0.00%	2
	execusys.com	1	0.00%	2
	directs.com	1	0.00%	2
	kapl.gov	1	0.00%	1
	santa-fe.nm.us	1	0.00%	1
	spcollege.edu	1	0.00%	1
	securecomputing.com	1	0.00%	1
■ 58.	AfriNIC - www.afrinic.net	129	0.13%	585
	tedata.net	55	0.06%	408
	Unresolved IP Address	32	0.03%	108
	saix.net	16	0.02%	17
	vodacom.co.za	7	0.01%	7
	netcomng.com	6	0.01%	19
	catie.ac.cr	4	0.00%	12
	iam.net.ma	4	0.00%	9
	syrex.co.za	1	0.00%	1
	centennialrd.com	1	0.00%	1
	ct.co.cr	1	0.00%	1
	racsa.co.cr	1	0.00%	1
	telecomplus.net	1	0.00%	1
■ 59.	Comcast Cable Communications Holdings, Inc	125	0.13%	364
	comcast.net	72	0.07%	218
	Unresolved IP Address	53	0.05%	146
■ 60.	Data Return	121	0.12%	172
	Unresolved IP Address	121	0.12%	172
■ 61.	Daum Communication	118	0.12%	174
	Unresolved IP Address	118	0.12%	174
■ 62.	Atlantech Online, Inc.	117	0.12%	200
	cos.com	110	0.11%	188
	freewebz.com	4	0.00%	8
	Unresolved IP Address	2	0.00%	2
	nasn.org	1	0.00%	2
■ 63.	University of Illinois at Urbana Champaign	116	0.12%	327
	uiuc.edu	86	0.09%	220
	Unresolved IP Address	30	0.03%	107
■ 64.	Internet Allegiance, Inc.	116	0.12%	390
	algx.net	90	0.09%	251
	Unresolved IP Address	15	0.02%	112
	wpiinc.com	2	0.00%	7

	Organization Domain Name	Visits	% Visits	Hits
	elkandelk.com	2	0.00%	4
	iucnus.org	2	0.00%	6
	piperrudnick.com	1	0.00%	1
	implantsciences.com	1	0.00%	3
	raytheonvtc.com	1	0.00%	3
	eclipsethinfilms.com	1	0.00%	2
	ecologic-eng.com	1	0.00%	1
■ 65.	XO Communications, Inc	115	0.12%	459
	xo.net	50	0.05%	156
	Unresolved IP Address	29	0.03%	80
	fedsources.com	11	0.01%	22
	aerodyne.com	8	0.01%	20
	ribomed.com	3	0.00%	4
	irobot.com	2	0.00%	10
	dsl.ncf.ca	2	0.00%	3
	freightdesk.net	1	0.00%	1
	astrellalaw.com	1	0.00%	1
	dialcpa.com	1	0.00%	1
	hosting.com	1	0.00%	13
	pa.net	1	0.00%	1
	tscla.com	1	0.00%	1
	libertyenviro.com	1	0.00%	126
	concentric.net	1	0.00%	4
	jaygroupllc.com	1	0.00%	5
	acnenergy.com	1	0.00%	11
■ 66.	University of Florida	115	0.12%	265
	ufl.edu	90	0.09%	213
	Unresolved IP Address	24	0.02%	51
	rgp-worker	1	0.00%	1
■ 67.	Earthlink, Inc.	114	0.11%	297
	mindspring.com	65	0.07%	142
	Unresolved IP Address	35	0.04%	136
	earthlink.net	14	0.01%	19
■ 68.	Frontier Information Technologies INC	112	0.11%	283
	Unresolved IP Address	87	0.09%	210
	frontiernet.net	16	0.02%	46
	lpasystems.com	3	0.00%	15
	k12.mn.us	2	0.00%	3
	libolt.net	1	0.00%	3
	ecovation.com	1	0.00%	1

	Organization Domain Name	Visits	% Visits	Hits
	bsdmc.com	1	0.00%	2
	pacific-crest.com	1	0.00%	3
69.	USDA Office of Operations	106	0.11%	227
	Unresolved IP Address	64	0.06%	153
	fs.fed.us	31	0.03%	58
	usda.gov	11	0.01%	16
70.	AT&T Corp.	104	0.10%	291
	Unresolved IP Address	70	0.07%	224
	mchsi.com	25	0.03%	52
	nfib.org	2	0.00%	2
	geotechenv.com	1	0.00%	1
	att-inc.com	1	0.00%	1
	state.ny.us	1	0.00%	2
	clevermethod.com	1	0.00%	2
	vista-analytical.com	1	0.00%	1
	smurfit.com	1	0.00%	5
	simmonscooper.com	1	0.00%	1
71.	Ohio State University	103	0.10%	205
	Unresolved IP Address	58	0.06%	106
	ohio-state.edu	40	0.04%	93
	osumc.edu	4	0.00%	4
	ewi.org	1	0.00%	2
72.	Pennsylvania State University	102	0.10%	342
	psu.edu	53	0.05%	219
	Unresolved IP Address	49	0.05%	123
73.	Websense	101	0.10%	101
	twtelecom.net	87	0.09%	87
	Unresolved IP Address	14	0.01%	14
74.	Uninet	98	0.10%	238
	Unresolved IP Address	91	0.09%	230
	mahidol.ac.th	6	0.01%	7
	buu.ac.th	1	0.00%	1
75.	University of Wisconsin	98	0.10%	267
	wisc.edu	50	0.05%	170
	Unresolved IP Address	43	0.04%	91
	wiscnet.net	5	0.01%	6
76.	IP pools	93	0.09%	259
	btcentralplus.com	69	0.07%	184
	Unresolved IP Address	24	0.02%	75
77.	Telekom Malaysia Berhad	93	0.09%	192

	Organization Domain Name	Visits	% Visits	Hits
	Unresolved IP Address	48	0.05%	106
	net.my	41	0.04%	82
	tm.net.my	4	0.00%	4
■ 78.	PROVIDER	91	0.09%	162
	Unresolved IP Address	55	0.06%	74
	aloola.sy	9	0.01%	12
	auna.net	8	0.01%	9
	aub.edu.lb	2	0.00%	4
	krizine.kbsplit.hr	2	0.00%	4
	bredband.comhem.se	2	0.00%	2
	isp.ip.pt	1	0.00%	1
	barak.net.il	1	0.00%	10
	vuzv.cz	1	0.00%	9
	taloyhtioverkot.fi	1	0.00%	1
	evitel.com	1	0.00%	1
	teresto.net	1	0.00%	11
	divona.net	1	0.00%	1
	home.otenet.gr	1	0.00%	11
	bankinvest.dk	1	0.00%	7
	dsl-static.scarlet.be	1	0.00%	1
	isp.belgacom.be	1	0.00%	1
	africaonline.co.sz	1	0.00%	1
	ip.zebra.lt	1	0.00%	2
■ 79.	Duke University	91	0.09%	231
	duke.edu	60	0.06%	156
	Unresolved IP Address	31	0.03%	75
■ 80.	Hollywood Interactive, Inc.	91	0.09%	165
	Unresolved IP Address	91	0.09%	165
■ 81.	University of Arizona	88	0.09%	225
	arizona.edu	46	0.05%	88
	Unresolved IP Address	42	0.04%	137
■ 82.	African Network Information Center	88	0.09%	276
	Unresolved IP Address	67	0.07%	243
	4u.com.gh	11	0.01%	16
	uunet.co.ke	2	0.00%	2
	cybernet.co.tz	1	0.00%	1
	dwaf.gov.za	1	0.00%	5
	up.ac.za	1	0.00%	1
	myt.mu	1	0.00%	2
	aviso.ci	1	0.00%	1

	Organization Domain Name	Visits	% Visits	Hits
	wbs.co.za	1	0.00%	3
	bol.co.tz	1	0.00%	1
	telkom-ipnet.co.za	1	0.00%	1
83.	WebVision/ATMLINK Inc.	88	0.09%	88
	Unresolved IP Address	88	0.09%	88
84.	Purdue University	87	0.09%	178
	purdue.edu	68	0.07%	148
	Unresolved IP Address	19	0.02%	30
85.	CNCGroup FuJian province network	86	0.09%	88
	Unresolved IP Address	86	0.09%	88
86.	University of Michigan -- ITD	86	0.09%	246
	umich.edu	62	0.06%	185
	Unresolved IP Address	24	0.02%	61
87.	Satyam Infoway Limited	85	0.09%	310
	sify.net	58	0.06%	211
	Unresolved IP Address	24	0.02%	95
	glenmarkindia.com	2	0.00%	3
	finolexind.com	1	0.00%	1
88.	imported inetnum object for STPL-3	84	0.08%	213
	singnet.com.sg	48	0.05%	156
	Unresolved IP Address	36	0.04%	57
89.	Hughes Network Systems	83	0.08%	242
	direcpc.com	77	0.08%	229
	Unresolved IP Address	6	0.01%	13
90.	Harvard University	83	0.08%	364
	harvard.edu	56	0.06%	220
	Unresolved IP Address	21	0.02%	130
	forest.local	3	0.00%	4
	caregroup.org	3	0.00%	10
91.	University of Washington	78	0.08%	159
	washington.edu	51	0.05%	113
	Unresolved IP Address	27	0.03%	46
92.	Georgia Institute of Technology	78	0.08%	343
	gatech.edu	55	0.06%	221
	Unresolved IP Address	23	0.02%	122
93.	Columbia University	75	0.08%	230
	columbia.edu	65	0.07%	209
	Unresolved IP Address	10	0.01%	21
94.	Adelphia	74	0.07%	226
	adelphia.net	47	0.05%	108

	Organization Domain Name	Visits	% Visits	Hits
	Unresolved IP Address	27	0.03%	118
■ 95.	University of Hawaii	73	0.07%	206
	Unresolved IP Address	47	0.05%	149
	hawaii.edu	19	0.02%	49
	bishopmuseum.org	7	0.01%	8
■ 96.	Cornell University	73	0.07%	176
	cornell.edu	40	0.04%	114
	Unresolved IP Address	25	0.03%	54
	nsdl.org	8	0.01%	8
■ 97.	KOREA TELECOM	72	0.07%	499
	Unresolved IP Address	69	0.07%	480
	yonsei.ac.kr	3	0.00%	19
■ 98.	D. A. Cox Enterprises, Incorporated	72	0.07%	231
	cox.net	38	0.04%	87
	Unresolved IP Address	23	0.02%	67
	tronox.com	5	0.01%	31
	gmavt.net	2	0.00%	27
	atlasok.com	1	0.00%	2
	dslextreme.com	1	0.00%	10
	csaarchitects.com	1	0.00%	4
	narrabay.com	1	0.00%	3
■ 99.	CoreExpress	71	0.07%	74
	branzone.com	71	0.07%	74
■ 100.	TELEFONICA DE ESPANA	71	0.07%	226
	rima-tde.net	63	0.06%	218
	Unresolved IP Address	8	0.01%	8
■ 101.	University of California, Davis	70	0.07%	282
	Unresolved IP Address	39	0.04%	183
	ucdavis.edu	31	0.03%	99
■ 102.	Inktomi Corporation	70	0.07%	3,359
	Unresolved IP Address	67	0.07%	3,353
	yahoo.com	3	0.00%	6
■ 103.	Telstra Internet	69	0.07%	140
	Unresolved IP Address	31	0.03%	45
	bigpond.net.au	30	0.03%	59
	telstra.net	3	0.00%	6
	inbox.net	2	0.00%	2
	tmns.net.au	1	0.00%	1
	silverbrookresearch.com	1	0.00%	23
	schools.net.au	1	0.00%	4

	Organization Domain Name	Visits	% Visits	Hits
■ 104.	University of Texas at Austin	68	0.07%	471
	utexas.edu	59	0.06%	373
	Unresolved IP Address	9	0.01%	98
■ 105.	North Carolina State University	68	0.07%	184
	ncsu.edu	55	0.06%	160
	Unresolved IP Address	9	0.01%	15
	ncstate.net	2	0.00%	6
	1202-toxwireless	1	0.00%	1
■ 106.	Sympatico HSE	67	0.07%	287
	dsl.bell.ca	45	0.05%	218
	Unresolved IP Address	19	0.02%	66
	sdsl.bell.ca	3	0.00%	3
■ 107.	University of California, Santa Barbara	65	0.07%	258
	ucsb.edu	42	0.04%	102
	Unresolved IP Address	23	0.02%	156
■ 108.	National Aeronautics and Space Administration	65	0.07%	143
	nasa.gov	34	0.03%	68
	Unresolved IP Address	28	0.03%	68
	bigelow.org	3	0.00%	7
■ 109.	Here for in-addr.arpa authentication	64	0.06%	223
	Unresolved IP Address	24	0.02%	39
	iwayafrica.com	12	0.01%	17
	starcomms.com	10	0.01%	23
	wbs.co.za	6	0.01%	14
	africaonline.co.zw	5	0.01%	98
	zol.co.zw	2	0.00%	3
	yalla.com	1	0.00%	25
	codetel.net.do	1	0.00%	1
	prtc.net	1	0.00%	1
	mweb.co.za	1	0.00%	1
	directonpc.com	1	0.00%	1
■ 110.	Sprint - Advanced Network Services	63	0.06%	178
	embarqhsd.net	38	0.04%	118
	Unresolved IP Address	23	0.02%	47
	embarqservices.net	2	0.00%	13
■ 111.	PT. Telekomunikasi Indonesia	63	0.06%	262
	Unresolved IP Address	44	0.04%	214
	telkom.net.id	19	0.02%	48

	Organization Domain Name	Visits	% Visits	Hits
■ 112.	University of Georgia	63	0.06%	159
	Unresolved IP Address	37	0.04%	98
	uga.edu	26	0.03%	61
■ 113.	Meridian Telekoms Inc.	62	0.06%	98
	Unresolved IP Address	62	0.06%	98
■ 114.	Software Technology Park	62	0.06%	253
	Unresolved IP Address	54	0.05%	186
	itrc.res.in	3	0.00%	53
	bvb.edu	2	0.00%	11
	soft.net	1	0.00%	1
	jipmer.com	1	0.00%	1
■ 115.	Stanford University Network	60	0.06%	5,802
	stanford.edu	49	0.05%	5,783
■ 116.	Unresolved IP Address	11	0.01%	19
	MTNL CAT B ISP	60	0.06%	157
	mtnl.net.in	28	0.03%	106
	bol.net.in	18	0.02%	31
■ 117.	Unresolved IP Address	14	0.01%	20
	Texas Parks & Wildlife Department	60	0.06%	62
	Unresolved IP Address	41	0.04%	41
■ 118.	state.tx.us	19	0.02%	21
	Oregon State University	59	0.06%	150
	oregonstate.edu	37	0.04%	90
■ 119.	orst.edu	15	0.02%	20
	Unresolved IP Address	7	0.01%	40
	University of Minnesota	59	0.06%	114
	umn.edu	42	0.04%	85
■ 120.	Unresolved IP Address	17	0.02%	29
	Ministry of Education Computer Center	58	0.06%	192
	Unresolved IP Address	37	0.04%	100
	ccu.edu.tw	6	0.01%	11
	sinica.edu.tw	4	0.00%	45
	nchu.edu.tw	2	0.00%	2
	ntut.edu.tw	2	0.00%	15
	csmu.edu.tw	1	0.00%	1
	tp1rc.edu.tw	1	0.00%	1
	itrc.org.tw	1	0.00%	2
cmu.edu.tw	1	0.00%	12	
ntust.edu.tw	1	0.00%	1	

	Organization Domain Name	Visits	% Visits	Hits
	nutn.edu.tw	1	0.00%	1
	ntou.edu.tw	1	0.00%	1
■ 121.	Education and Research Network	58	0.06%	276
	Unresolved IP Address	55	0.06%	270
	jdvu.ac.in	2	0.00%	2
	ac.in	1	0.00%	4
■ 122.	Research Triangle Institute	58	0.06%	114
	rti.org	44	0.04%	88
	Unresolved IP Address	14	0.01%	26
■ 123.	Comite Gestor da Internet no Brasil	58	0.06%	134
	Unresolved IP Address	18	0.02%	26
	brasiltelecom.net.br	11	0.01%	38
	virtua.com.br	9	0.01%	18
	veloxzone.com.br	6	0.01%	12
	telesp.net.br	3	0.00%	5
	itm.net.br	2	0.00%	2
	ucp.br	1	0.00%	2
	bovespa.com.br	1	0.00%	2
	sercomtel.com.br	1	0.00%	1
	dmb.ufv.br	1	0.00%	1
	cb.ufrn.br	1	0.00%	1
	dialuol.com.br	1	0.00%	7
	ufsm.br	1	0.00%	17
	telemar.net.br	1	0.00%	1
	inmetro.gov.br	1	0.00%	1
■ 124.	University of Maine System	58	0.06%	185
	maine.edu	37	0.04%	121
	Unresolved IP Address	21	0.02%	64
■ 125.	University of Maryland	57	0.06%	172
	umd.edu	39	0.04%	134
	Unresolved IP Address	18	0.02%	38
■ 126.	University of Tennessee	57	0.06%	210
	Unresolved IP Address	33	0.03%	100
	utk.edu	24	0.02%	110
■ 127.	Link Egypt	57	0.06%	777
	link.com.eg	27	0.03%	410
	link.net	17	0.02%	333
	Unresolved IP Address	13	0.01%	34
■ 128.	Deutsche Telekom Online Service GmbH	56	0.06%	159
	dip0.t-ipconnect.de	22	0.02%	55

	Organization Domain Name	Visits	% Visits	Hits
	t-dialin.net	18	0.02%	34
	Unresolved IP Address	16	0.02%	70
■ 129.	Department of Energy, Office of Scientific and Technical Information	56	0.06%	100
	osti.gov	51	0.05%	84
	Unresolved IP Address	5	0.01%	16
■ 130.	Battelle Pacific Northwest Laboratory	56	0.06%	107
	pnl.gov	39	0.04%	86
	Unresolved IP Address	17	0.02%	21
■ 131.	University of California, Riverside	56	0.06%	211
	ucr.edu	35	0.04%	149
	Unresolved IP Address	21	0.02%	62
■ 132.	The University of Montana	56	0.06%	124
	umontana.edu	41	0.04%	86
	Unresolved IP Address	15	0.02%	38
■ 133.	CFD Research Corporation	55	0.06%	96
	cfdrc.com	54	0.05%	94
	Unresolved IP Address	1	0.00%	2
■ 134.	Teale Data Center	54	0.05%	303
	Unresolved IP Address	45	0.05%	273
	ca.gov	9	0.01%	30
■ 135.	StarHub Cable Vision Ltd	53	0.05%	231
	maxonline.com.sg	50	0.05%	218
	Unresolved IP Address	3	0.00%	13
■ 136.	University of South Florida	52	0.05%	152
	usf.edu	27	0.03%	69
	Unresolved IP Address	23	0.02%	43
	usgs.gov	2	0.00%	40
■ 137.	National Wetlands Research Center,	52	0.05%	68
	Unresolved IP Address	42	0.04%	56
	usgs.gov	10	0.01%	12
■ 138.	University of California at Berkeley	52	0.05%	328
	berkeley.edu	42	0.04%	307
	Unresolved IP Address	10	0.01%	21
■ 139.	Ethiopian Telecommunication corporation	52	0.05%	141
	Unresolved IP Address	51	0.05%	140
	era.gov.et	1	0.00%	1
■ 140.	America OnLine	51	0.05%	145
	aol.com	41	0.04%	121
	Unresolved IP Address	10	0.01%	24

	Organization Domain Name	Visits	% Visits	Hits
■ 141.	Rutgers University	51	0.05%	169
	rutgers.edu	40	0.04%	131
	Unresolved IP Address	11	0.01%	38
■ 142.	Everyones Internet, Inc.	51	0.05%	86
	Unresolved IP Address	21	0.02%	30
	evlservers.net	18	0.02%	23
	itiservers.com	5	0.01%	6
	linksmanager.com	2	0.00%	2
	dabworx.com	2	0.00%	2
	uncensoredmedia.com	2	0.00%	21
■ 143.	US Forest Service	51	0.05%	124
	fs.fed.us	35	0.04%	100
	Unresolved IP Address	16	0.02%	24
■ 144.	MIMOS BHD	50	0.05%	107
	Unresolved IP Address	41	0.04%	95
	sirim.my	5	0.01%	7
	kuittho.edu.my	3	0.00%	4
■ 145.	University of South Carolina	50	0.05%	199
	Unresolved IP Address	37	0.04%	172
	sc.edu	11	0.01%	20
	ee-rv-remcompl	1	0.00%	5
■ 146.	Taiwan Academic Network	50	0.05%	652
	Unresolved IP Address	48	0.05%	650
	nthu.edu.tw	2	0.00%	2
■ 147.	Arizona State University	49	0.05%	272
	asu.edu	27	0.03%	132
	Unresolved IP Address	22	0.02%	140
■ 148.	University of North Carolina	49	0.05%	113
	unc.edu	34	0.03%	85
	Unresolved IP Address	15	0.02%	28
■ 149.	Clemson University	48	0.05%	430
	clemson.edu	29	0.03%	392
	Unresolved IP Address	19	0.02%	38
■ 150.	West Virginia University	48	0.05%	94
	Unresolved IP Address	45	0.05%	89
	wvu.edu	3	0.00%	5
■ 151.	Louisiana State University	47	0.05%	79

	Organization Domain Name	Visits	% Visits	Hits
	lsu.edu	24	0.02%	37
	Unresolved IP Address	23	0.02%	42
152.	The Procter and Gamble Company	47	0.05%	103
	pg.com	47	0.05%	103
153.	Rackspace.com	47	0.05%	113
	Unresolved IP Address	33	0.03%	95
	homegauge.com	12	0.01%	13
	drugdelivery.ca	1	0.00%	1
	watchfire.net	1	0.00%	4
154.	Global Crossing	47	0.05%	157
	Unresolved IP Address	27	0.03%	111
	infoed.org	4	0.00%	9
	ucsusa.org	2	0.00%	3
	glendaleaz.com	2	0.00%	4
	ip2.com.br	1	0.00%	1
	altaresources.com	1	0.00%	3
	trpa.org	1	0.00%	2
	nanostream.com	1	0.00%	1
	logitech.com	1	0.00%	1
	plaind.com	1	0.00%	4
	cabriny.org	1	0.00%	2
	abanet.org	1	0.00%	6
	scsenginc.com	1	0.00%	2
	kvinet.com	1	0.00%	2
	vocusinc.com	1	0.00%	3
	hyatthsiagx.com	1	0.00%	3
155.	SetNet Corporation	47	0.05%	85
	Unresolved IP Address	27	0.03%	57
	setnet.com	20	0.02%	28
156.	AboveNet Communications, Inc.	47	0.05%	3,366
	Unresolved IP Address	17	0.02%	31
	xigs.net	16	0.02%	269
	searchme.com	14	0.01%	3,066
157.	National Telecom Corporation	46	0.05%	169
	ntc.net.pk	39	0.04%	144
	Unresolved IP Address	7	0.01%	25
158.	Utah State University	46	0.05%	102
	usu.edu	45	0.05%	100
	Unresolved IP Address	1	0.00%	2
159.	Virginia Tech CNS	46	0.05%	121

	Organization Domain Name	Visits	% Visits	Hits
	vt.edu	36	0.04%	105
	Unresolved IP Address	10	0.01%	16
160.	CHINANET Shanghai province network	45	0.05%	103
	Unresolved IP Address	38	0.04%	93
	163data.com.cn	7	0.01%	10
161.	University of Iowa	45	0.05%	86
	uiowa.edu	37	0.04%	59
	Unresolved IP Address	8	0.01%	27
162.	Massachusetts Institute of Technology	45	0.05%	115
	mit.edu	34	0.03%	101
	Unresolved IP Address	11	0.01%	14
163.	BT Public Internet Service	45	0.05%	142
	btcentralplus.com	33	0.03%	105
	Unresolved IP Address	12	0.01%	37
164.	Century Telephone Ent., Inc.	45	0.05%	86
	centurytel.net	29	0.03%	59
	Unresolved IP Address	14	0.01%	24
	la-crosse.wi.us	1	0.00%	2
	k12.wi.us	1	0.00%	1
165.	CNCGROUP Beijing province network	44	0.04%	112
	Unresolved IP Address	44	0.04%	112
166.	telus	44	0.04%	80
	telus.net	30	0.03%	58
	Unresolved IP Address	9	0.01%	11
	semo.net	3	0.00%	6
	icsincorporated.com	1	0.00%	2
	telus.com	1	0.00%	3
167.	University Of Kentucky	44	0.04%	195
	Unresolved IP Address	41	0.04%	182
	uky.edu	3	0.00%	13
168.	microsoft corporation	44	0.04%	55
	microsoft.com	42	0.04%	52
	Unresolved IP Address	2	0.00%	3
169.	CHINANET Guangdong province network	44	0.04%	97
	Unresolved IP Address	44	0.04%	97
170.	U.S. Geological Survey	43	0.04%	116
	usgs.gov	31	0.03%	83
	Unresolved IP Address	12	0.01%	33
171.	AT&T Worldnet Services	43	0.04%	155
	att.net	33	0.03%	120

	Organization Domain Name	Visits	% Visits	Hits
	Unresolved IP Address	10	0.01%	35
172.	National Institutes of Health nih.gov	43 43	0.04% 0.04%	117 117
173.	Johns Hopkins University jhsp.edu	42 17	0.04% 0.02%	163 64
	Unresolved IP Address jhu.edu	15 10	0.02% 0.01%	63 36
174.	VERIZON verizon.net	42 33	0.04% 0.03%	3,975 3,960
	Unresolved IP Address qwest.net	8 1	0.01% 0.00%	9 6
175.	Companhia de Telecomunicacoes de Macau Unresolved IP Address	42 42	0.04% 0.04%	49 49
176.	INTERLAND Unresolved IP Address outboundrequest.com	41 40 1	0.04% 0.04% 0.00%	59 58 1
177.	imported inetnum object for CNCCAS Unresolved IP Address	41 41	0.04% 0.04%	138 138
178.	The United States Centers For Disease Control cdc.gov	41 36	0.04% 0.04%	79 72
	Unresolved IP Address	5	0.01%	7
179.	North Carolina Research and Education Network unc.edu	41 22	0.04% 0.02%	113 54
	Unresolved IP Address ncren.net	16 2	0.02% 0.00%	55 2
	renci.org	1	0.00%	2
180.	CHTD, Chunghwa Telecom Co., Ltd. hinet.net	40 24	0.04% 0.02%	154 121
	Unresolved IP Address gland.com.tw	15 1	0.02% 0.00%	32 1
181.	U.S. Dept. of Agriculture - ES usda.gov	40 40	0.04% 0.04%	142 142
182.	Iowa State University iastate.edu	40 29	0.04% 0.03%	81 59
	Unresolved IP Address nssl.gov	10 1	0.01% 0.00%	19 3
183.	Oklahoma State University okstate.edu	40 31	0.04% 0.03%	86 65
	Unresolved IP Address	9	0.01%	21

	Organization Domain Name	Visits	% Visits	Hits
■ 184.	Internet service provider	40	0.04%	216
	Unresolved IP Address	26	0.03%	187
	asianet.co.th	7	0.01%	17
	ae.net.sa	2	0.00%	2
	pacenet-india.com	2	0.00%	2
	tce.co.in	1	0.00%	4
	malvern.co.uk	1	0.00%	1
	shabakah.net	1	0.00%	3
■ 185.	National Center for Atmospheric Research	39	0.04%	54
	Unresolved IP Address	33	0.03%	33
	ucar.edu	6	0.01%	21
■ 186.	Deutsche Telekom AG	39	0.04%	506
	t-dialin.net	14	0.01%	347
	dip0.t-ipconnect.de	13	0.01%	75
	Unresolved IP Address	12	0.01%	84
■ 187.	Yale University	39	0.04%	117
	yale.edu	34	0.03%	101
	Unresolved IP Address	5	0.01%	16
■ 188.	Argonne National Laboratory	39	0.04%	248
	anl.gov	36	0.04%	235
	Unresolved IP Address	3	0.00%	13
■ 189.	Delaware.Net	39	0.04%	40
	Unresolved IP Address	39	0.04%	40
■ 190.	New Jersey Department of Transportation	39	0.04%	174
	state.nj.us	33	0.03%	157
	Unresolved IP Address	6	0.01%	17
■ 191.	Business Telecom, Inc.	38	0.04%	56
	noaa.gov	34	0.03%	52
	Unresolved IP Address	4	0.00%	4
■ 192.	Five Elements	38	0.04%	115
	Unresolved IP Address	38	0.04%	115
■ 193.	Montana State University	38	0.04%	111
	montana.edu	28	0.03%	77
	Unresolved IP Address	10	0.01%	34
■ 194.	GCI	38	0.04%	65
	gci.net	26	0.03%	42
	Unresolved IP Address	10	0.01%	21
	ccthita.org	1	0.00%	1
	k12.ak.us	1	0.00%	1
■ 195.	University of California at San Diego	38	0.04%	68

	Organization Domain Name	Visits	% Visits	Hits
	ucsd.edu	23	0.02%	49
	Unresolved IP Address	14	0.01%	18
	sdsc.edu	1	0.00%	1
196.	New York State	37	0.04%	74
	Unresolved IP Address	36	0.04%	69
	nysefc.org	1	0.00%	5
197.	Battelle Memorial Institute	37	0.04%	228
	Unresolved IP Address	32	0.03%	173
	battelle.com	5	0.01%	55
198.	NetSonic	37	0.04%	73
	Unresolved IP Address	37	0.04%	73
199.	University of Delaware	37	0.04%	112
	udel.edu	32	0.03%	93
	Unresolved IP Address	5	0.01%	19
200.	Sprint PCS	37	0.04%	145
	spscdns.net	26	0.03%	108
	Unresolved IP Address	11	0.01%	37
	Other	24,360	24.46%	92,176
	Total	99,585	100.00%	330,745

items 1-200 of 200

Organizations - Help Card



Column Definitions

Organization

The name of the organization, which could be a company, a government agency, a school, or any other type of organization. This name was determined by either of the following methods:

- The visitor's IP address matched an Intranet Domain configuration within the Admin Console.
- Looking up the visitor's IP address in the WebTrends GeoTrends Database.

Unknown

The organization could not be determined.

Domain Name

The text name (for example, webtrends.com) corresponding to the visitor's IP address. The domain name can be determined from any of the following methods:

- The domain was logged by the web server.
- The IP address matched an Intranet Domain configuration within the Admin Console.
- DNS resolution.

IP addresses that do not resolve to a domain by these methods are categorized as follows:

- Reserved IP Address - The IP address falls within a block of reserved addresses. For example, 192.168.x.x and 10.x.x.x addresses are reserved for private networks.
- Unresolved IP Address - Category for IP addresses that did not resolve to a domain (perhaps because DNS resolution was disabled).

The domain name shown is the second-level domain name, such as webtrends.com. For example, all visitors from sales.webtrends.com, us.sales.webtrends.com, and service.webtrends.com are combined in the statistics for webtrends.com. If the top-level domain name is a country code, then the third-level domain name is shown also (for example, anycompany.com.au).

Visits

Number of visits to your site from this organization. A visit is a series of actions that begins when a visitor views their first page from the server, and ends when the visitor leaves the site or remains idle beyond the idle-time limit. The default idle-time limit is thirty minutes. This time limit can be changed by the system administrator.

Hits

Number of hits to your site from this organization. Each file requested by a visitor registers as a hit. There can be several hits on each page. While the volume of hits reflects the amount of server traffic, it is not an accurate reflection of the number of pages viewed.



Report Descriptions

Use this information when you are interested in an organization as a whole, such as Webtrends Inc. You can identify the major domain names from each company, such as webtrends.com from WebTrends Inc.

Authenticated Usernames

This report identifies the true name and activity level of the visitors logging onto a server that requires a user name and password.

Authenticated Usernames Trend

No data is available for this graph.

Authenticated Usernames

No data is available for this graph.

Authenticated Usernames

No data is available for this table.

Authenticated Usernames - Help Card



Column Definitions

Authenticated Username

A visitor tracked by user name and password rather than by IP address. You may find more authenticated user names than total visitors because several persons may be using the same IP address. Since many ISPs dynamically assign IP addresses, and since multiple visitors may use a single IP address, authentication is a much more accurate way to identify visitors.

Visits

Number of times the specified visitor visited your site. A visit is a series of actions that begins when a visitor views their first page from the server, and ends when the visitor leaves the site or remains idle beyond the idle-time limit. The default idle-time limit is thirty minutes. This time limit can be changed by the system administrator.

Hits

Number of hits generated by the specified visitor. Each file requested by a visitor registers as a hit. There can be several hits on each page. While the volume of hits reflects the amount of server traffic, it is not an accurate reflection of the number of pages viewed.

%

Percentage of visits or hits to your site by the specified visitor out of those by all authenticated user names.



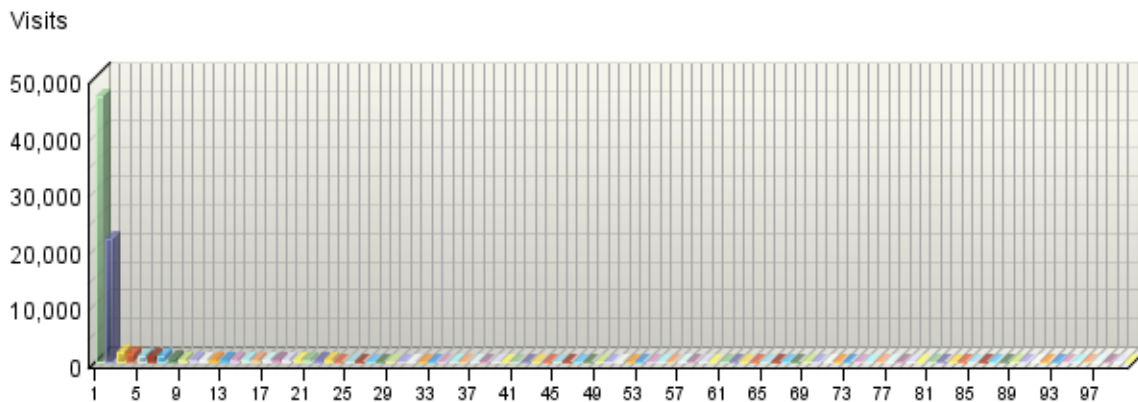
Report Descriptions

You may use this information for your marketing efforts, such as special promotions or newsletters.

Domain Names

This report lists the domain name that generates the most activity to your web site.

Domain Names



Domain Names

	Domain Name	Visits	% Visits	Hits
1.	Unresolved IP Address	46,702	46.90%	171,927
2.	inktomisearch.com	21,785	21.88%	23,721
3.	comcast.net	1,726	1.73%	4,698
4.	rr.com	1,280	1.29%	3,685
5.	verizon.net	1,162	1.17%	7,295
6.	live.com	990	0.99%	4,025
7.	aol.com	855	0.86%	1,678
8.	cox.net	651	0.65%	1,823
9.	sbcglobal.net	404	0.41%	1,106
10.	bellsouth.net	398	0.40%	1,034
11.	charter.com	361	0.36%	1,036
12.	qwest.net	341	0.34%	889
13.	pacbell.net	289	0.29%	700
14.	googlebot.com	272	0.27%	9,484
15.	phx.gbl	264	0.27%	752
16.	optonline.net	262	0.26%	988
17.	fti.net	232	0.23%	425
18.	ameritech.net	210	0.21%	588
19.	vsnl.net.in	186	0.19%	711

	Domain Name	Visits	% Visits	Hits
20.	twtelecom.net	186	0.19%	6,103
21.	tamu.edu	185	0.19%	3,046
22.	ask.com	184	0.18%	1,087
23.	picsearch.com	181	0.18%	224
24.	swbell.net	159	0.16%	429
25.	cosmixcorp.com	150	0.15%	299
26.	rogers.com	144	0.14%	457
27.	become.com	143	0.14%	2,798
28.	dsl.bell.ca	136	0.14%	594
29.	covad.net	134	0.13%	395
30.	hinet.net	121	0.12%	322
31.	epa.gov	120	0.12%	678
32.	rima-tde.net	118	0.12%	360
33.	razorservers.com	113	0.11%	161
34.	cos.com	110	0.11%	188
35.	onfirehosting.net	110	0.11%	217
36.	mindspring.com	108	0.11%	215
37.	rcn.com	102	0.10%	372
38.	btcentralplus.com	102	0.10%	289
39.	shawcable.net	100	0.10%	245
40.	level3.net	95	0.10%	210
41.	embarqhsd.net	95	0.10%	311
42.	algx.net	94	0.09%	266
43.	abo.wanadoo.fr	94	0.09%	600
44.	msu.edu	91	0.09%	216
45.	ufl.edu	91	0.09%	218
46.	122.airtelbroadband.in	91	0.09%	271
47.	insightbb.com	91	0.09%	456
48.	nextgentel.com	88	0.09%	198
49.	uiuc.edu	86	0.09%	220
50.	colostate.edu	85	0.09%	173
51.	direcpc.com	77	0.08%	229
52.	noaa.gov	75	0.08%	200
53.	army.mil	73	0.07%	207
54.	sify.net	73	0.07%	241
55.	branzone.com	71	0.07%	74
56.	stanford.edu	68	0.07%	5,820
57.	pldt.net	68	0.07%	113
58.	purdue.edu	68	0.07%	148
59.	fs.fed.us	67	0.07%	166
60.	bigpond.net.au	66	0.07%	122

	Domain Name	Visits	% Visits	Hits
61.	suddenlink.net	66	0.07%	196
62.	columbia.edu	65	0.07%	209
63.	frontiernet.net	64	0.06%	185
64.	nih.gov	62	0.06%	177
65.	umich.edu	62	0.06%	185
66.	usgs.gov	62	0.06%	204
67.	tedata.net	60	0.06%	428
68.	duke.edu	60	0.06%	156
69.	adelphia.net	59	0.06%	137
70.	utexas.edu	59	0.06%	373
71.	comcastbusiness.net	59	0.06%	188
72.	xo.net	58	0.06%	172
73.	harvard.edu	56	0.06%	220
74.	unc.edu	56	0.06%	139
75.	mchsi.com	56	0.06%	122
76.	ncsu.edu	55	0.06%	160
77.	layeredtech.com	55	0.06%	172
78.	gatech.edu	55	0.06%	221
79.	ttnet.net.tr	55	0.06%	183
80.	speakeasy.net	54	0.05%	139
81.	usda.gov	54	0.05%	165
82.	cfdr.com	54	0.05%	94
83.	psu.edu	53	0.05%	219
84.	prod-infinitum.com.mx	53	0.05%	185
85.	washington.edu	52	0.05%	124
86.	telus.net	52	0.05%	111
87.	af.mil	51	0.05%	107
88.	net.my	51	0.05%	101
89.	saix.net	51	0.05%	52
90.	osti.gov	51	0.05%	84
91.	wisc.edu	50	0.05%	170
92.	maxonline.com.sg	50	0.05%	218
93.	yahoo.com	49	0.05%	332
94.	maine.edu	48	0.05%	136
95.	singnet.com.sg	48	0.05%	156
96.	centurytel.net	48	0.05%	97
97.	pg.com	47	0.05%	103
98.	alltel.net	47	0.05%	175
99.	arizona.edu	46	0.05%	88
100.	usu.edu	45	0.05%	100
101.	rti.org	44	0.04%	88

	Domain Name	Visits	% Visits	Hits
102.	asianet.co.th	44	0.04%	107
103.	telkom.net.id	44	0.04%	273
104.	ucdavis.edu	43	0.04%	126
105.	snet.net	43	0.04%	126
106.	ucsb.edu	42	0.04%	102
107.	myvzw.com	42	0.04%	87
108.	microsoft.com	42	0.04%	52
109.	umn.edu	42	0.04%	85
110.	ntl.com	42	0.04%	75
111.	berkeley.edu	42	0.04%	307
112.	ohio-state.edu	41	0.04%	94
113.	umontana.edu	41	0.04%	86
114.	cornell.edu	40	0.04%	114
115.	rutgers.edu	40	0.04%	131
116.	optusnet.com.au	39	0.04%	133
117.	pnl.gov	39	0.04%	86
118.	fuse.net	39	0.04%	130
119.	intelink.gov	39	0.04%	345
120.	umd.edu	39	0.04%	134
121.	oregonstate.edu	39	0.04%	96
122.	ntc.net.pk	39	0.04%	144
123.	cableone.net	39	0.04%	111
124.	atlantech.net	39	0.04%	79
125.	yahoo.net	39	0.04%	42
126.	uiowa.edu	37	0.04%	59
127.	t-dialin.net	37	0.04%	403
128.	nasa.gov	37	0.04%	71
129.	evlservers.net	37	0.04%	50
130.	dip0.t-ipconnect.de	36	0.04%	131
131.	anl.gov	36	0.04%	235
132.	vt.edu	36	0.04%	105
133.	att.net	36	0.04%	125
134.	cdc.gov	36	0.04%	72
135.	grouptelecom.net	36	0.04%	254
136.	ucr.edu	35	0.04%	149
137.	blueyonder.co.uk	35	0.04%	157
138.	novsvcs.net	35	0.04%	1,272
139.	bresnan.net	35	0.04%	76
140.	mit.edu	34	0.03%	101
141.	usc.edu	34	0.03%	79
142.	retail.telecomitalia.it	34	0.03%	72

	Domain Name	Visits	% Visits	Hits
143.	yale.edu	34	0.03%	101
144.	intergraph.com	33	0.03%	120
145.	proxad.net	33	0.03%	89
146.	state.nj.us	33	0.03%	157
147.	umass.edu	32	0.03%	873
148.	rackforce.com	32	0.03%	62
149.	udel.edu	32	0.03%	93
150.	uconn.edu	32	0.03%	75
151.	cgocable.net	32	0.03%	122
152.	mbl.edu	32	0.03%	50
153.	google.com	32	0.03%	39
154.	okstate.edu	31	0.03%	65
155.	state.tx.us	31	0.03%	41
156.	navy.mil	31	0.03%	47
157.	emirates.net.ae	31	0.03%	55
158.	ntli.net	31	0.03%	41
159.	europa.eu	30	0.03%	180
160.	mc.videotron.ca	30	0.03%	124
161.	saic.com	30	0.03%	149
162.	telcove.net	30	0.03%	217
163.	admin.ch	30	0.03%	30
164.	upl.cz	30	0.03%	33
165.	clemson.edu	29	0.03%	392
166.	mtnl.net.in	29	0.03%	107
167.	missouri.edu	29	0.03%	202
168.	iastate.edu	29	0.03%	59
169.	link.com.eg	28	0.03%	413
170.	ttemi.com	28	0.03%	79
171.	as9105.com	28	0.03%	94
172.	uc.edu	28	0.03%	114
173.	montana.edu	28	0.03%	77
174.	unh.edu	27	0.03%	87
175.	asd.tj.cn	27	0.03%	39
176.	whoi.edu	27	0.03%	51
177.	gci.net	27	0.03%	44
178.	asu.edu	27	0.03%	132
179.	uga.edu	27	0.03%	64
180.	tds.net	27	0.03%	53
181.	nus.edu.sg	27	0.03%	50
182.	fda.gov	27	0.03%	155
183.	163data.com.cn	27	0.03%	96

	Domain Name	Visits	% Visits	Hits
184.	tufts.edu	27	0.03%	115
185.	tm.net.my	27	0.03%	99
186.	usf.edu	27	0.03%	69
187.	aliant.net	26	0.03%	132
188.	lmco.com	26	0.03%	98
189.	clearwire-dns.net	26	0.03%	165
190.	spscdns.net	26	0.03%	108
191.	ttu.edu	26	0.03%	81
192.	about.com	25	0.03%	28
193.	theplanet.com	25	0.03%	283
194.	vims.edu	25	0.03%	28
195.	nmsu.edu	25	0.03%	83
196.	upenn.edu	25	0.03%	49
197.	wideopenwest.com	25	0.03%	73
198.	nsf.gov	25	0.03%	160
199.	upc-d.chello.nl	25	0.03%	25
200.	wsu.edu	25	0.03%	86
201.	lsu.edu	24	0.02%	37
202.	cmu.edu	24	0.02%	104
203.	princeton.edu	24	0.02%	79
204.	unttd.com	24	0.02%	47
205.	va.gov	24	0.02%	29
206.	utk.edu	24	0.02%	110
207.	pol.co.uk	23	0.02%	142
208.	bg.ac.yu	23	0.02%	50
209.	business.telecomitalia.it	23	0.02%	94
210.	ucsd.edu	23	0.02%	49
211.	lightship.net	23	0.02%	40
212.	njit.edu	23	0.02%	208
213.	goo.ne.jp	22	0.02%	978
214.	uoregon.edu	22	0.02%	185
215.	colorado.edu	22	0.02%	50
216.	cavtel.net	22	0.02%	36
217.	adsl.tpnet.pl	22	0.02%	48
218.	veloxzone.com.br	22	0.02%	42
219.	ucla.edu	21	0.02%	28
220.	dri.edu	21	0.02%	100
221.	ec.gc.ca	21	0.02%	74
222.	seventyfour.com	21	0.02%	41
223.	bsnl.co.in	21	0.02%	66
224.	cust.bredbandsbolaget.se	21	0.02%	28

	Domain Name	Visits	% Visits	Hits
225.	knology.net	21	0.02%	86
226.	cwjamaica.com	21	0.02%	37
227.	virginia.edu	21	0.02%	56
228.	mtu.edu	20	0.02%	103
229.	ctinets.com	20	0.02%	60
230.	ptd.net	20	0.02%	55
231.	earthlink.net	20	0.02%	27
232.	uslec.net	20	0.02%	44
233.	setnet.com	20	0.02%	28
234.	ca.gov	20	0.02%	212
235.	isp.belgacom.be	19	0.02%	43
236.	cantv.net	19	0.02%	99
237.	icfconsulting.com	19	0.02%	146
238.	louisville.edu	19	0.02%	53
239.	NoDak.edu	19	0.02%	74
240.	bu.edu	19	0.02%	35
241.	isnet.net	19	0.02%	21
242.	hawaii.edu	19	0.02%	49
243.	maxamine.net	19	0.02%	528
244.	bol.net.in	18	0.02%	31
245.	in-addr.arpa	18	0.02%	50
246.	informatik.uni-leipzig.de	18	0.02%	19
247.	unl.edu	18	0.02%	63
248.	appstate.edu	18	0.02%	45
249.	unt.edu	18	0.02%	85
250.	stevens-tech.edu	18	0.02%	57
251.	uitm.edu.my	18	0.02%	23
252.	iitm.ac.in	18	0.02%	49
253.	syr.edu	18	0.02%	91
254.	bti.net.ph	18	0.02%	24
255.	brasiltelecom.net.br	18	0.02%	64
256.	resodyn.com	17	0.02%	29
257.	bbtec.net	17	0.02%	71
258.	iinet.net.au	17	0.02%	36
259.	rice.edu	17	0.02%	61
260.	bezeqint.net	17	0.02%	32
261.	bulldogdsl.com	17	0.02%	33
262.	northwestern.edu	17	0.02%	33
263.	zoominternet.net	17	0.02%	33
264.	tmc.edu	17	0.02%	79
265.	link.net	17	0.02%	333

	Domain Name	Visits	% Visits	Hits
266.	sunysb.edu	17	0.02%	155
267.	dsl.telepac.pt	17	0.02%	30
268.	virginia.gov	17	0.02%	90
269.	utoledo.edu	17	0.02%	47
270.	jhsph.edu	17	0.02%	64
271.	tpgi.com.au	17	0.02%	49
272.	ohiou.edu	16	0.02%	66
273.	netvision.net.il	16	0.02%	187
274.	indiana.edu	16	0.02%	69
275.	iupui.edu	16	0.02%	176
276.	oico.com	16	0.02%	24
277.	xigs.net	16	0.02%	269
278.	auna.net	16	0.02%	19
279.	nd.edu	16	0.02%	44
280.	uce.ac.uk	16	0.02%	19
281.	uh.edu	16	0.02%	34
282.	btopenworld.com	16	0.02%	112
283.	swri.edu	16	0.02%	36
284.	auburn.edu	16	0.02%	45
285.	uninet-ide.com.mx	16	0.02%	39
286.	ifl.net	16	0.02%	29
287.	crispycritter.com	16	0.02%	24
288.	icenet.net	15	0.02%	56
289.	ksu.edu	15	0.02%	34
290.	netvigator.com	15	0.02%	26
291.	utc.com	15	0.02%	50
292.	nuvox.net	15	0.02%	223
293.	orst.edu	15	0.02%	20
294.	grandenetworks.net	15	0.02%	59
295.	drexel.edu	15	0.02%	30
296.	state.ma.us	15	0.02%	47
297.	jaring.my	15	0.02%	22
298.	psicorp.com	15	0.02%	33
299.	ibm.com	15	0.02%	55
300.	isu.net.sa	15	0.02%	41
Subtotal for rows: 1 - 300		90,096	90.47%	293,688
Other		9,489	9.53%	37,057
Total		99,585	100.00%	330,745

items 1-300 of 2000

Domain Names - Help Card



Column Definitions

Domain Name

The text name (for example, webtrends.com) corresponding to the visitor's IP address. The domain name can be determined from any of the following methods:

- The domain was logged by the web server.
- The IP address matched an Intranet Domain configuration within the Admin Console.
- DNS resolution.

IP addresses that do not resolve to a domain by these methods are categorized as follows:

- Reserved IP Address - The IP address falls within a block of reserved addresses. For example, 192.168.x.x and 10.x.x.x addresses are reserved for private networks.
- Unresolved IP Address - Category for IP addresses that did not resolve to a domain (perhaps because DNS resolution was disabled).

The domain name shown is the second-level domain name, such as webtrends.com. For example, all visitors from sales.webtrends.com, us.sales.webtrends.com, and service.webtrends.com are combined in the statistics for webtrends.com. If the top-level domain name is a country code, then the third-level domain name is shown also (for example, anycompany.com.au).

Visits

Number of visits to your site from this domain name. A visit is a series of actions that begins when a visitor views their first page from the server, and ends when the visitor leaves the site or remains idle beyond the idle-time limit. The default idle-time limit is thirty minutes. This time limit can be changed by the system administrator.

Hits

Number of hits to your site from this domain name. Each file requested by a visitor registers as a hit. There can be several hits on each page. While the volume of hits reflects the amount of server traffic, it is not an accurate reflection of the number of pages viewed.



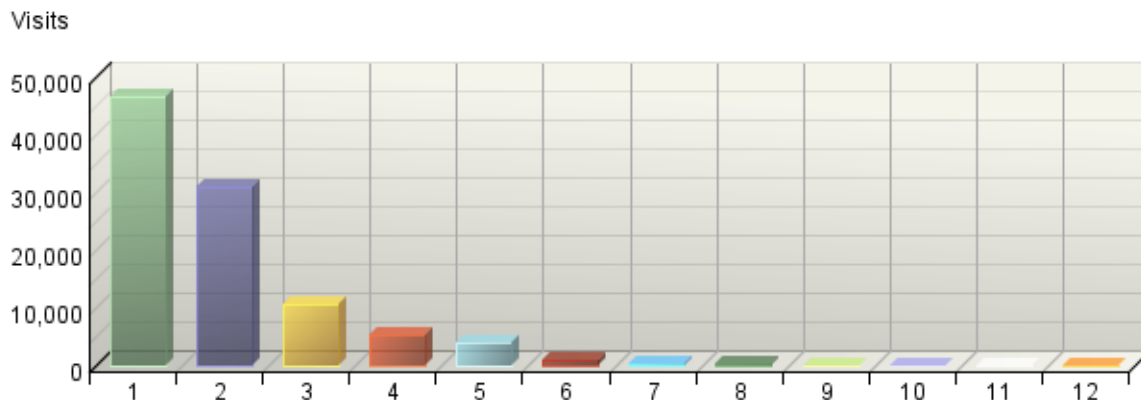
Report Descriptions

Use this information when you are interested in high-level domain names of visitors generating the most activity to your web site.

Top-Level Domain Types

This report provides a breakdown of top-level domain types.

Top-Level Domain Types



Top-Level Domain Types

Top-Level Domain Types	Visits	% Visits	Hits
Unresolved IP Address	46,706	46.90%	171,932
Commercial	31,026	31.16%	66,854
Network	10,772	10.82%	43,310
Education	5,451	5.47%	26,412
Unknown	3,922	3.94%	16,148
Government	1,031	1.04%	4,073
Organization	444	0.45%	1,478
Military	205	0.21%	469
ARPANET	18	0.02%	50
Informational	6	0.01%	14
Business	3	0.00%	4
International	1	0.00%	1
Total	99,585	100.00%	330,745

items 1-12 of 12

Top-Level Domain Types - Help Card



Column Definitions

Reserved IP Address

The IP address falls within a block of reserved addresses. For example, 192.168.x.x and 10.x.x.x addresses are reserved for private networks.

Unresolved IP Address

Category for IP addresses that did not resolve to a domain (perhaps because DNS resolution was disabled).

Unknown

The domain suffix did not match any of the top-level domain categories.

Top-Level Domain

The suffix of a domain name. A top-level domain can be based on the type of organization (.com, .edu, .museum, .name, etc) or it can be a country code (.uk, .de, .jp, .us, etc.). The top-level domain can be used to identify the type of web site. The following is a partial list of how this report categorizes top-level domains:

- ARPANET: .arpa
- Commercial: .com .co .com.[country code] .co.[country code] .firm.co .firm.ve .ltd.uk .info .biz
- Education: .edu .edu.[country-code] .ed.[country code] .ac.[country code] .school.[country code] .k12.[country code] .re.kr .sch.uk .edunet.tn
- International: .int .int.co .int.ve .intl.tn
- Government: .gov .gov.[country code] .gove.[country code] .go.[country code]
- Military: .mil .mil.[country code]
- Network: .net .ad.jp .ne.kr .net.[country code]
- Organization: .org .or .org.[country code] .or.[country code]
- Personal: .name

Visits

Number of visits to your site from the specified top-level domain. A visit is a series of actions that begins when a visitor views their first page from the server, and ends when the visitor leaves the site or remains idle beyond the idle-time limit. The default idle-time limit is thirty minutes. This time limit can be changed by the system administrator.

Hits

Number of hits to your site from the specified top-level domain. Each file requested by a visitor registers as a hit. There can be several hits on each page. While the volume of hits reflects the amount of server traffic, it is not an accurate reflection of the number of pages viewed.



Report Descriptions

Consider which types of organizations are interested in your site, and consider how you can interest other types of organizations.

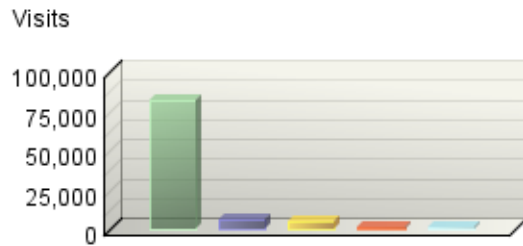
Note: This information can be displayed only if reverse DNS lookups have been performed. Even when DNS lookups are performed, some IP addresses cannot be resolved to a domain name.

Total - This represents the total visits or hits where there was sufficient information to identify the top-level domain. This number may be less than the total activity overall.

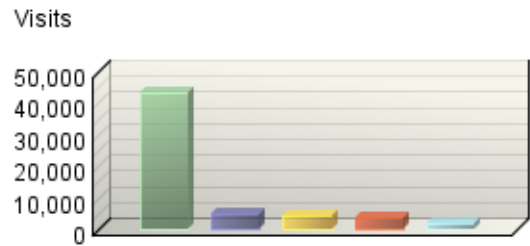
Geography Dashboard

This page contains key graphs and tables that provide an overview of this chapter. When viewing through the on-demand interface, you can click on the title of a graph or table to navigate to the corresponding page.

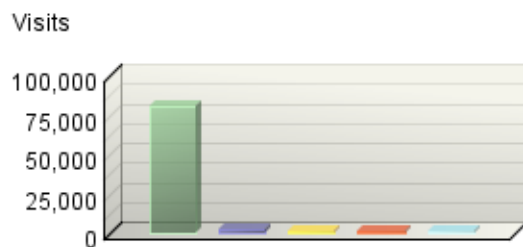
Regions



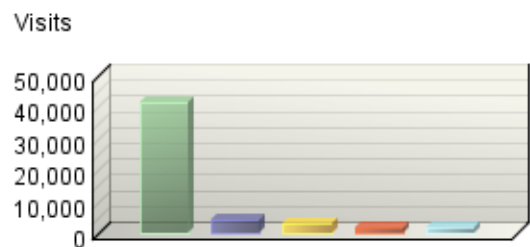
North American States and Provinces



Countries



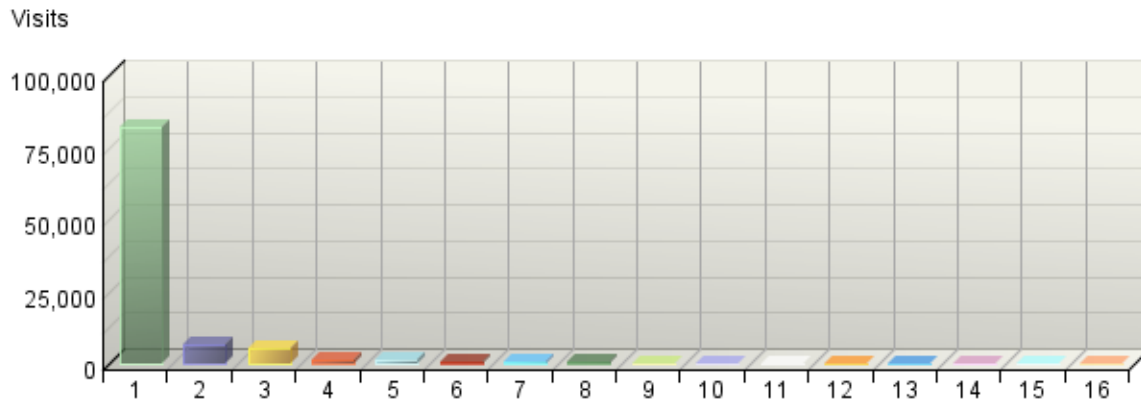
Cities



Regions

This report identifies the top geographic regions of the visitors to your site.

Regions



Regions

Regions	Visits	% Visits
1. North America	81,770	82.11%
2. Asia	6,684	6.71%
3. Western Europe	5,230	5.25%
4. Australia	1,244	1.25%
5. Middle East	1,070	1.07%
6. Eastern Europe	855	0.86%
7. Northern Europe	807	0.81%
8. South America	613	0.62%
9. Eastern Africa	292	0.29%
10. Southern Africa	289	0.29%
11. Northern Africa	271	0.27%
12. Caribbean Islands	158	0.16%
13. Pacific Islands	129	0.13%
14. Western Africa	111	0.11%
15. Central America	57	0.06%
16. Central Africa	5	0.01%
Total	99,585	100.00%

items 1-16 of 16

Regions - Help Card



Column Definitions

Regions

The geographic part of the world where visitors to your web site are located. "Unspecified Region" represents visitors whose geographic region could not be determined. "Unknown Region" represents visitors whose country has been determined but not identified with a specific region. If the WebTrends GeoTrends Database is turned on for this profile, the region is determined by looking up the visitor's IP address in this database. If GeoTrends is not enabled, the region will be determined from the domain name.

Visits

Number of visits from this geographic region. A visit is a series of actions that begins when a visitor views their first page from the server, and ends when the visitor leaves the site or remains idle beyond the idle-time limit. The default idle-time limit is thirty minutes. This time limit can be changed by the system administrator.

%

Percentage of total visits that were from this geographic region.



Report Descriptions

This information can help you meet the needs of your target audience as well as discover new audiences. Consider how you can make the content comprehensive and relevant to an international audience.

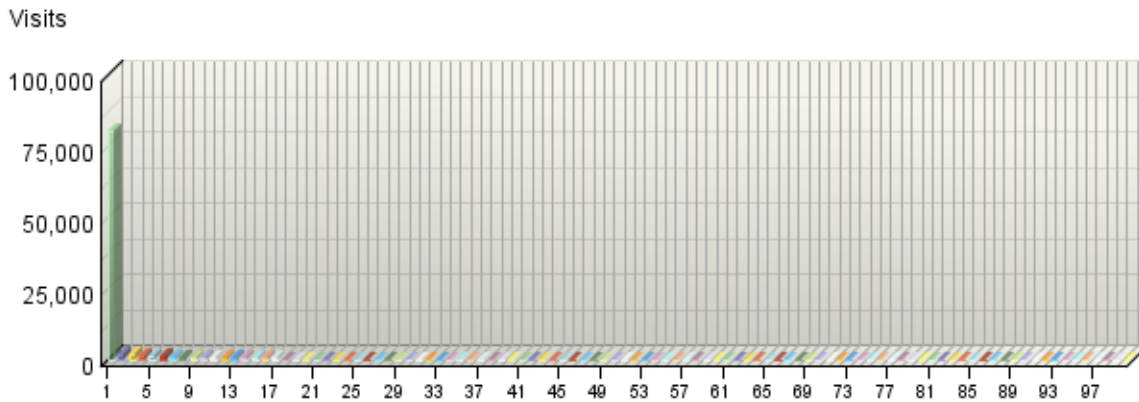
Values for "Unspecified Region" represent visitors whose geographic region cannot be determined. Values for "Unknown Region" represent visitors whose country can be determined but whose country is not associated with a specific region. Values for "Unknown States" or "Unknown Cities" represent hits for which the IP address does not match an entry in GeoTrends database. This is the case for countries that do not have states or simply entries for which this information was not provided in the GeoTrends database.

Note: Use this information carefully because it is based on Internet registration, and may not always be an accurate identifier of the visitor's actual location.

Countries

This report identifies the top countries of the visitors to your site.

Countries



Countries

	Countries	Visits	% Visits
1.	United States (US)	80,294	80.63%
2.	China (CN)	1,895	1.90%
3.	India (IN)	1,798	1.81%
4.	Canada (CA)	1,308	1.31%
5.	United Kingdom (UK)	1,271	1.28%
6.	Australia (AU)	1,244	1.25%
7.	France (FR)	898	0.90%
8.	Korea (South) (KR)	655	0.66%
9.	Sweden (SE)	508	0.51%
10.	Germany (DE)	496	0.50%
11.	Western Europe - country unspecified (EU)	469	0.47%
12.	Netherlands (NL)	440	0.44%
13.	Italy (IT)	380	0.38%
14.	Switzerland (CH)	369	0.37%
15.	Iran (IR)	362	0.36%
16.	Japan (JP)	351	0.35%
17.	Spain (ES)	341	0.34%
18.	Taiwan (TW)	326	0.33%
19.	Malaysia (MY)	300	0.30%

	Countries	Visits	% Visits
20.	Uruguay (UY)	254	0.26%
21.	South Africa (ZA)	252	0.25%
22.	Singapore (SG)	251	0.25%
23.	Philippines (PH)	247	0.25%
24.	Egypt (EG)	215	0.22%
25.	Thailand (TH)	210	0.21%
26.	Turkey (TR)	204	0.20%
27.	Brazil (BR)	192	0.19%
28.	Poland (PL)	181	0.18%
29.	Mexico (MX)	168	0.17%
30.	Norway (NO)	162	0.16%
31.	Hong Kong (HK)	157	0.16%
32.	Mauritius (MU)	155	0.16%
33.	Israel (IL)	147	0.15%
34.	Indonesia (ID)	146	0.15%
35.	Pakistan (PK)	137	0.14%
36.	Belgium (BE)	128	0.13%
37.	Portugal (PT)	119	0.12%
38.	Russian Federation (RU)	115	0.12%
39.	Ireland (IE)	114	0.11%
40.	Greece (GR)	101	0.10%
41.	United Arab Emirates (AE)	100	0.10%
42.	Czech Republic (CZ)	99	0.10%
43.	Romania (RO)	97	0.10%
44.	New Zealand (NZ)	93	0.09%
45.	Saudi Arabia (SA)	82	0.08%
46.	Puerto Rico (PR)	81	0.08%
47.	Denmark (DK)	73	0.07%
48.	Viet Nam (VN)	60	0.06%
49.	Finland (FI)	59	0.06%
50.	Yugoslavia (YU)	59	0.06%
51.	Hungary (HU)	57	0.06%
52.	Austria (AT)	54	0.05%
53.	Ethiopia (ET)	52	0.05%
54.	Nigeria (NG)	51	0.05%
55.	Argentina (AR)	48	0.05%
56.	Macau (MO)	42	0.04%
57.	Colombia (CO)	38	0.04%
58.	Luxembourg (LU)	35	0.04%
59.	Kenya (KE)	34	0.03%
60.	Bulgaria (BG)	34	0.03%

	Countries	Visits	% Visits
61.	Lebanon (LB)	34	0.03%
62.	Costa Rica (CR)	34	0.03%
63.	Croatia (Hrvatska) (HR)	33	0.03%
64.	Ukraine (UA)	33	0.03%
65.	Kuwait (KW)	31	0.03%
66.	Slovak Republic (SK)	30	0.03%
67.	Chile (CL)	28	0.03%
68.	Slovenia (SI)	28	0.03%
69.	Lithuania (LT)	28	0.03%
70.	Jordan (JO)	28	0.03%
71.	Peru (PE)	26	0.03%
72.	Bangladesh (BD)	25	0.03%
73.	Tanzania (TZ)	25	0.03%
74.	Syria (SY)	24	0.02%
75.	Jamaica (JM)	23	0.02%
76.	Uganda (UG)	21	0.02%
77.	Senegal (SN)	19	0.02%
78.	Algeria (DZ)	19	0.02%
79.	Trinidad and Tobago (TT)	18	0.02%
80.	Yemen (YE)	18	0.02%
81.	Estonia (EE)	18	0.02%
82.	Fiji (FJ)	18	0.02%
83.	Morocco (MA)	17	0.02%
84.	Sri Lanka (LK)	16	0.02%
85.	Cote D'Ivoire (Ivory Coast) (CI)	16	0.02%
86.	Latvia (LV)	15	0.02%
87.	Malta (MT)	13	0.01%
88.	Azerbaijan (AZ)	13	0.01%
89.	Cyprus (CY)	13	0.01%
90.	Nepal (NP)	13	0.01%
91.	Venezuela (VE)	12	0.01%
92.	Ghana (GH)	12	0.01%
93.	Zimbabwe (ZW)	11	0.01%
94.	Oman (OM)	11	0.01%
95.	Ecuador (EC)	10	0.01%
96.	Tunisia (TN)	10	0.01%
97.	Guam (GU)	9	0.01%
98.	Belarus (BY)	9	0.01%
99.	Barbados (BB)	8	0.01%
100.	Myanmar (MM)	8	0.01%
101.	Libya (LY)	8	0.01%

	Countries	Visits	% Visits
102.	Macedonia (MK)	8	0.01%
103.	Cameroon (CM)	7	0.01%
104.	Namibia (NA)	7	0.01%
105.	Palestinian Territories (PS)	7	0.01%
106.	Mongolia (MN)	7	0.01%
107.	Uzbekistan (UZ)	7	0.01%
108.	Bahrain (BH)	7	0.01%
109.	Guatemala (GT)	6	0.01%
110.	Bahamas (BS)	6	0.01%
111.	Panama (PA)	6	0.01%
112.	Belize (BZ)	5	0.01%
113.	Bolivia (BO)	5	0.01%
114.	Dominican Republic (DO)	5	0.01%
115.	Papua New Guinea (PG)	5	0.01%
116.	Bermuda (BM)	5	0.01%
117.	Botswana (BW)	5	0.01%
118.	Zambia (ZM)	5	0.01%
119.	Virgin Islands (U.S.) (VI)	4	0.00%
120.	Bosnia and Herzegovina (BA)	4	0.00%
121.	Armenia (AM)	4	0.00%
122.	Georgia (GE)	4	0.00%
123.	Eritrea (ER)	4	0.00%
124.	El Salvador (SV)	3	0.00%
125.	Iceland (IS)	3	0.00%
126.	Moldova (MD)	3	0.00%
127.	Laos (LA)	3	0.00%
128.	New Caledonia (NC)	3	0.00%
129.	Rwanda (RW)	3	0.00%
130.	Malawi (MW)	3	0.00%
131.	Mozambique (MZ)	3	0.00%
132.	Palau (PW)	2	0.00%
133.	Mali (ML)	2	0.00%
134.	Honduras (HN)	2	0.00%
135.	Afghanistan (AF)	2	0.00%
136.	Kyrgyzstan (KG)	2	0.00%
137.	Faroe Islands (FO)	2	0.00%
138.	Angola (AO)	2	0.00%
139.	Qatar (QA)	2	0.00%
140.	Sudan (SD)	2	0.00%
141.	Swaziland (SZ)	2	0.00%
142.	Lesotho (LS)	1	0.00%

	Countries	Visits	% Visits
143.	Sierra Leone (SL)	1	0.00%
144.	Virgin Islands (British) (VG)	1	0.00%
145.	Cuba (CU)	1	0.00%
146.	Antigua and Barbuda (AG)	1	0.00%
147.	Grenada (GD)	1	0.00%
148.	Micronesia (FM)	1	0.00%
149.	St. Kitts and Nevis (KN)	1	0.00%
150.	Somalia (SO)	1	0.00%
151.	Bhutan (BT)	1	0.00%
152.	Nicaragua (NI)	1	0.00%
153.	Cayman Islands (KY)	1	0.00%
154.	Samoa (WS)	1	0.00%
155.	Kiribati (KI)	1	0.00%
156.	Andorra (AD)	1	0.00%
157.	Dominica (DM)	1	0.00%
158.	Monaco (MC)	1	0.00%
159.	Burkina Faso (BF)	1	0.00%
160.	Aruba (AW)	1	0.00%
161.	GM	1	0.00%
162.	Kazakhstan (KZ)	1	0.00%
163.	Solomon Islands (SB)	1	0.00%
164.	Cambodia (KH)	1	0.00%
165.	Brunei Darussalam (BN)	1	0.00%
166.	Togo (TG)	1	0.00%
	Total	99,585	100.00%

items 1-166 of 166

Countries - Help Card



Column Definitions

Countries

If the WebTrends GeoTrends Database is turned on for this profile, the country is determined by looking up the visitor's IP address in this database. If GeoTrends is not enabled, the country will be determined from the domain name.

Visits

Number of visits from the specified country. A visit is a series of actions that begins when a visitor views their first page from the server, and ends when the visitor leaves the site or remains idle beyond the idle-time limit. The default idle-time limit is thirty minutes. This time limit can be changed by the system administrator.

%

Percentage of total visits from the specified country.

Unknown Country

The country associated with the visitor's domain name could not be determined.



Report Descriptions

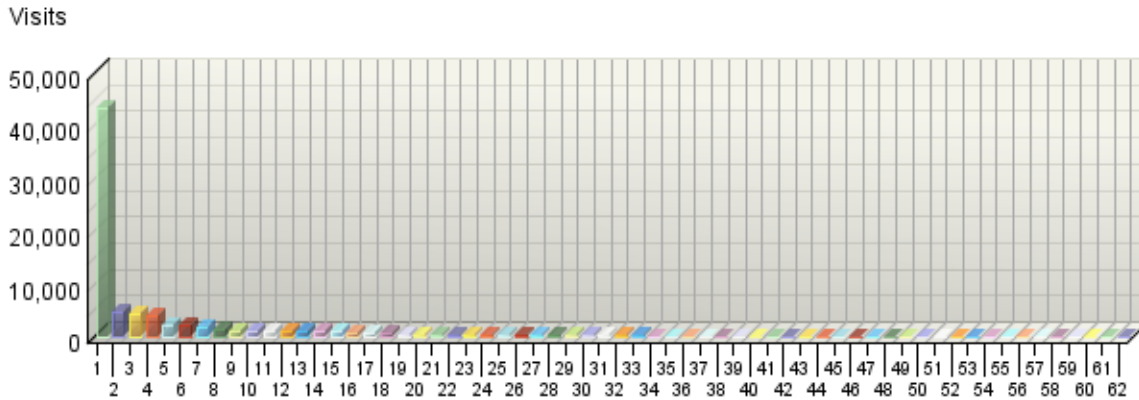
This information can help you meet the needs of your target audience as well as discover new audiences. Consider how you can make the content comprehensive and relevant to an international audience.

Note: Use this information carefully because it is based on Internet registration, and may not always be an accurate identifier of the visitor's actual location.

North American States and Provinces

If you have enabled the WebTrends GeoTrends Database for this profile, this page will list the states and provinces of North America with your most active visitors.

North American States and Provinces



North American States and Provinces

States and Provinces	Visits	% Visits
1. Virginia	43,287	53.65%
2. Washington	4,788	5.93%
3. California	4,213	5.22%
4. North Carolina	3,929	4.87%
5. Texas	2,103	2.61%
6. D.C.	2,036	2.52%
7. New York	1,873	2.32%
8. Massachusetts	1,449	1.80%
9. Colorado	1,122	1.39%
10. New Jersey	1,122	1.39%
11. Florida	1,000	1.24%
12. Maryland	996	1.23%
13. Pennsylvania	982	1.22%
14. Illinois	977	1.21%
15. Georgia	975	1.21%
16. Ohio	885	1.10%
17. Michigan	862	1.07%
18. Ontario	588	0.73%

	States and Provinces	Visits	% Visits
19.	Arizona	511	0.63%
20.	Missouri	441	0.55%
21.	Wisconsin	441	0.55%
22.	Minnesota	370	0.46%
23.	Indiana	350	0.43%
24.	Tennessee	335	0.42%
25.	Alabama	326	0.40%
26.	Oregon	322	0.40%
27.	Connecticut	306	0.38%
28.	South Carolina	230	0.29%
29.	Louisiana	222	0.28%
30.	New Mexico	215	0.27%
31.	Oklahoma	210	0.26%
32.	British Columbia	204	0.25%
33.	Utah	202	0.25%
34.	Quebec	180	0.22%
35.	Iowa	178	0.22%
36.	Alberta	168	0.21%
37.	Kentucky	158	0.20%
38.	Montana	154	0.19%
39.	Maine	153	0.19%
40.	Nevada	143	0.18%
41.	New Hampshire	137	0.17%
42.	Delaware	136	0.17%
43.	Mississippi	130	0.16%
44.	Arkansas	127	0.16%
45.	Hawaii	127	0.16%
46.	Idaho	125	0.15%
47.	Rhode Island	113	0.14%
48.	Nebraska	113	0.14%
49.	West Virginia	92	0.11%
50.	Kansas	90	0.11%
51.	Alaska	90	0.11%
52.	Vermont	83	0.10%
53.	Nova Scotia	69	0.09%
54.	North Dakota	57	0.07%
55.	South Dakota	49	0.06%
56.	Wyoming	41	0.05%
57.	Manitoba	33	0.04%
58.	New Brunswick	25	0.03%
59.	Saskatchewan	22	0.03%

	States and Provinces	Visits	% Visits
60.	Newfoundland	11	0.01%
61.	Prince Edward Island	4	0.00%
62.	Northwest Territories	4	0.00%
	Total	80,684	100.00%

items 1-62 of 62

North American States and Provinces - Help Card



Column Definitions

States and Provinces

If the WebTrends GeoTrends Database is turned on for this profile, the location is determined by looking up the visitor's IP address in this database.

Visits

Number of visits from this state or province. A visit is a series of actions that begins when a visitor views their first page from the server, and ends when the visitor leaves the site or remains idle beyond the idle-time limit. The default idle-time limit is thirty minutes. This time limit can be changed by the system administrator.

%

Percentage of total visits from this state or province.



Report Descriptions

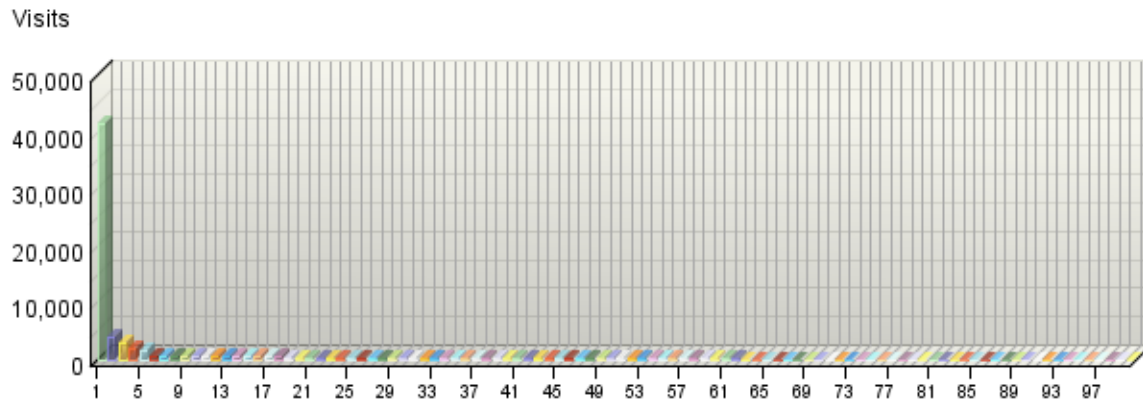
This information can help you meet the needs of your target audience as well as discover new audiences. Consider how you can make the content comprehensive and relevant to an international audience.

Note: Use this information carefully, because it is based on Internet registration and may not always be an accurate identifier of the visitor's actual location.

Cities

If you have enabled the WebTrends GeoTrends Database for this profile, this page will list the cities with your most active visitors.

Cities



Cities

	City	Visits	% Visits
1.	Chantilly, Virginia, United States	41,433	42.23%
2.	Redmond, Washington, United States	4,058	4.14%
3.	Durham, North Carolina, United States	3,174	3.23%
4.	Washington, D.C., United States	2,036	2.08%
5.	Beijing, China	1,670	1.70%
6.	Atlanta, Georgia, United States	807	0.82%
7.	Milton, Australia	781	0.80%
8.	New York, New York, United States	767	0.78%
9.	Paris, France	673	0.69%
10.	Los Angeles, California, United States	628	0.64%
11.	Boston, Massachusetts, United States	625	0.64%
12.	Chicago, Illinois, United States	622	0.63%
13.	Dallas, Texas, United States	611	0.62%
14.	London, United Kingdom	599	0.61%
15.	Mumbai, India	597	0.61%
16.	Reston, Virginia, United States	588	0.60%
17.	Marina Del Rey, California, United States	555	0.57%
18.	Seoul, Korea (South)	511	0.52%

	City	Visits	% Visits
19.	Seattle, Washington, United States	478	0.49%
20.	Denver, Colorado, United States	470	0.48%
21.	San Francisco, California, United States	462	0.47%
22.	Bhawan, India	403	0.41%
23.	San Jose, California, United States	402	0.41%
24.	New Delhi, India	347	0.35%
25.	Houston, Texas, United States	338	0.34%
26.	Philadelphia, Pennsylvania, United States	326	0.33%
27.	Ashburn, Virginia, United States	317	0.32%
28.	Boras, Sweden	315	0.32%
29.	San Diego, California, United States	310	0.32%
30.	Zurich, Switzerland	291	0.30%
31.	Raleigh, North Carolina, United States	287	0.29%
32.	Phoenix, Arizona, United States	283	0.29%
33.	Mount Laurel, New Jersey, United States	268	0.27%
34.	Baltimore, Maryland, United States	262	0.27%
35.	Toronto, Canada	255	0.26%
36.	Montevideo, Uruguay	254	0.26%
37.	Minneapolis, Minnesota, United States	253	0.26%
38.	Cambridge, Massachusetts, United States	252	0.26%
39.	Singapore, Singapore	251	0.26%
40.	Amsterdam, Netherlands	248	0.25%
41.	Orlando, Florida, United States	244	0.25%
42.	T'ai-pei, Taiwan	239	0.24%
43.	College Station, Texas, United States	234	0.24%
44.	Kuala Lumpur, Malaysia	226	0.23%
45.	Columbus, Ohio, United States	224	0.23%
46.	Fort Collins, Colorado, United States	224	0.23%
47.	Madrid, Spain	215	0.22%
48.	Cairo, Egypt	198	0.20%
49.	Herndon, Virginia, United States	195	0.20%
50.	Austin, Texas, United States	192	0.20%
51.	Charlotte, North Carolina, United States	191	0.19%
52.	Broomfield, Colorado, United States	186	0.19%
53.	Tehran, Iran	183	0.19%
54.	Detroit, Michigan, United States	181	0.18%
55.	Cincinnati, Ohio, United States	180	0.18%
56.	Ann Arbor, Michigan, United States	179	0.18%
57.	Saint Louis, Missouri, United States	178	0.18%
58.	Pittsburgh, Pennsylvania, United States	176	0.18%
59.	Bangkok, Thailand	173	0.18%

	City	Visits	% Visits
60.	Portland, Oregon, United States	171	0.17%
61.	Tampa, Florida, United States	171	0.17%
62.	Delhi, India	170	0.17%
63.	Miami, Florida, United States	166	0.17%
64.	Mountain View, California, United States	161	0.16%
65.	Fort Worth, Texas, United States	158	0.16%
66.	Madison, Wisconsin, United States	157	0.16%
67.	Newark, New Jersey, United States	156	0.16%
68.	Port Louis, Mauritius	155	0.16%
69.	Albany, New York, United States	153	0.16%
70.	Arlington, Virginia, United States	153	0.16%
71.	Sunnyvale, California, United States	152	0.15%
72.	Milano, Italy	152	0.15%
73.	Silver Spring, Maryland, United States	151	0.15%
74.	East Lansing, Michigan, United States	146	0.15%
75.	Tokyo, Japan	145	0.15%
76.	Cleveland, Ohio, United States	143	0.15%
77.	Huntsville, Alabama, United States	141	0.14%
78.	Indianapolis, Indiana, United States	141	0.14%
79.	Hong Kong, Hong Kong	138	0.14%
80.	Tucson, Arizona, United States	133	0.14%
81.	Rockville, Maryland, United States	131	0.13%
82.	Gainesville, Florida, United States	131	0.13%
83.	Oslo, Norway	130	0.13%
84.	Urbana, Illinois, United States	127	0.13%
85.	Kansas City, Missouri, United States	127	0.13%
86.	Vancouver, Canada	123	0.13%
87.	Salt Lake City, Utah, United States	121	0.12%
88.	San Antonio, Texas, United States	121	0.12%
89.	Sydney, Australia	120	0.12%
90.	Irvine, California, United States	120	0.12%
91.	Montreal, Canada	117	0.12%
92.	Manila, Philippines	116	0.12%
93.	Hicksville, New York, United States	114	0.12%
94.	Milwaukee, Wisconsin, United States	108	0.11%
95.	Columbia, South Carolina, United States	106	0.11%
96.	Stockholm, Sweden	103	0.10%
97.	Syracuse, New York, United States	103	0.10%
98.	Cape Town, South Africa	102	0.10%
99.	Oklahoma City, Oklahoma, United States	99	0.10%
100.	Las Vegas, Nevada, United States	97	0.10%


	City	Visits	% Visits
101.	Dayton, Ohio, United States	97	0.10%
102.	Providence, Rhode Island, United States	97	0.10%
103.	Rochester, New York, United States	96	0.10%
104.	Calgary, Canada	95	0.10%
105.	Pleasanton, California, United States	94	0.10%
106.	Frankfurt, Germany	93	0.09%
107.	Plano, Texas, United States	93	0.09%
108.	Davis, California, United States	93	0.09%
109.	Dubai, United Arab Emirates	92	0.09%
110.	Oak Ridge, Tennessee, United States	91	0.09%
111.	Albuquerque, New Mexico, United States	91	0.09%
112.	Stanford, California, United States	90	0.09%
113.	Pretoria, South Africa	89	0.09%
114.	Jakarta, Indonesia	89	0.09%
115.	Brussels, Belgium	88	0.09%
116.	Lisbon, Portugal	87	0.09%
117.	Baton Rouge, Louisiana, United States	85	0.09%
118.	Boulder, Colorado, United States	84	0.09%
119.	West Lafayette, Indiana, United States	84	0.09%
120.	Moscow, Russian Federation	83	0.08%
121.	Little Rock, Arkansas, United States	83	0.08%
122.	Athens, Georgia, United States	82	0.08%
123.	Honolulu, Hawaii, United States	81	0.08%
124.	Warsaw, Poland	81	0.08%
125.	Dublin, Ireland	79	0.08%
126.	Nashville, Tennessee, United States	79	0.08%
127.	Middletown, New Jersey, United States	78	0.08%
128.	University Park, Pennsylvania, United States	77	0.08%
129.	Southfield, Michigan, United States	76	0.08%
130.	Knoxville, Tennessee, United States	76	0.08%
131.	Makati, Philippines	75	0.08%
132.	Ottawa, Canada	75	0.08%
133.	Ithaca, New York, United States	74	0.08%
134.	Tel Aviv, Israel	72	0.07%
135.	Buffalo, New York, United States	72	0.07%
136.	Meriden, Connecticut, United States	70	0.07%
137.	Prague, Czech Republic	68	0.07%
138.	Berkeley, California, United States	68	0.07%
139.	Santa Barbara, California, United States	68	0.07%
140.	Boise, Idaho, United States	68	0.07%
141.	Sao Paulo, Brazil	67	0.07%

	City	Visits	% Visits
142.	Omaha, Nebraska, United States	67	0.07%
143.	New Orleans, Louisiana, United States	67	0.07%
144.	Mc Lean, Virginia, United States	66	0.07%
145.	Chapel Hill, North Carolina, United States	66	0.07%
146.	San Juan, Puerto Rico	66	0.07%
147.	Anaheim, California, United States	64	0.07%
148.	Riyadh, Saudi Arabia	64	0.07%
149.	Orono, Maine, United States	63	0.06%
150.	Edmonton, Canada	63	0.06%
151.	Sacramento, California, United States	63	0.06%
152.	Corvallis, Oregon, United States	63	0.06%
153.	Auckland, New Zealand (Aotearoa)	63	0.06%
154.	Islamabad, Pakistan	62	0.06%
155.	Rancho Cordova, California, United States	62	0.06%
156.	Chennai, India	61	0.06%
157.	Halifax, Canada	61	0.06%
158.	Karachi, Pakistan	61	0.06%
159.	Rome, Italy	61	0.06%
160.	Riverside, California, United States	60	0.06%
161.	Lexington, Kentucky, United States	59	0.06%
162.	Richland, Washington, United States	59	0.06%
163.	Missoula, Montana, United States	59	0.06%
164.	Ankara, Turkey	59	0.06%
165.	Santa Clara, California, United States	58	0.06%
166.	Hartford, Connecticut, United States	56	0.06%
167.	Richmond, Virginia, United States	56	0.06%
168.	Hanoi, Viet Nam	55	0.06%
169.	Vienna, Virginia, United States	55	0.06%
170.	Bucharest, Romania	55	0.06%
171.	Pennsauken, New Jersey, United States	55	0.06%
172.	Bozeman, Montana, United States	55	0.06%
173.	College Park, Maryland, United States	55	0.06%
174.	Athens, Greece	54	0.06%
175.	Princeton, New Jersey, United States	54	0.06%
176.	Belgrade, Yugoslavia	53	0.05%
177.	Birmingham, Alabama, United States	53	0.05%
178.	Adis Abeba, Ethiopia	52	0.05%
179.	Hampton, Virginia, United States	52	0.05%
180.	Bethesda, Maryland, United States	52	0.05%
181.	Birmingham, United Kingdom	51	0.05%
182.	Canberra, Australia	51	0.05%

	City	Visits	% Visits
183.	New Brunswick, New Jersey, United States	51	0.05%
184.	Melbourne, Australia	51	0.05%
185.	Blacksburg, Virginia, United States	51	0.05%
186.	Greensboro, North Carolina, United States	50	0.05%
187.	Columbia, Missouri, United States	50	0.05%
188.	Dover, Delaware, United States	50	0.05%
189.	Istanbul, Turkey	50	0.05%
190.	Anchorage, Alaska, United States	49	0.05%
191.	Lagos, Nigeria	48	0.05%
192.	Barcelona, Spain	48	0.05%
193.	Burlington, Canada	48	0.05%
194.	Appleton, Wisconsin, United States	46	0.05%
195.	Newark, Delaware, United States	46	0.05%
196.	Iowa City, Iowa, United States	46	0.05%
197.	Tempe, Arizona, United States	46	0.05%
198.	Logan, Utah, United States	46	0.05%
199.	New Haven, Connecticut, United States	46	0.05%
200.	Lanham, Maryland, United States	46	0.05%
	Other	14,303	14.58%
	Total	98,116	100.00%

items 1-200 of 200

Cities - Help Card

 **Column Definitions**

City

If the WebTrends GeoTrends Database is turned on for this profile, the location is determined by looking up the visitor's IP address in this database.

Visits

Number of visits from this city. A visit is a series of actions that begins when a visitor views their first page from the server, and ends when the visitor leaves the site or remains idle beyond the idle-time limit. The default idle-time limit is thirty minutes. This time limit can be changed by the system administrator.

%

Percentage of total visits from this city.



Report Descriptions

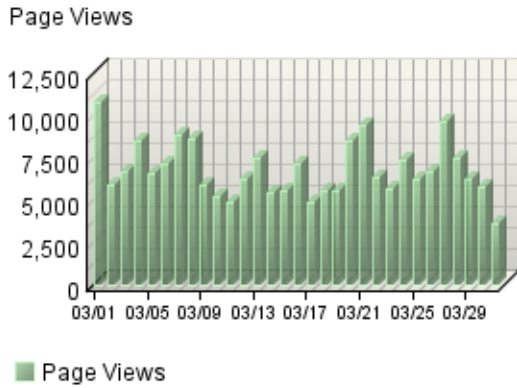
This information can help you meet the needs of your target audience as well as discover new audiences. Consider how you can make the content comprehensive and relevant to an international audience.

Note: Use this information carefully because it is based on Internet registration, and may not always be an accurate identifier of the visitor's actual location.

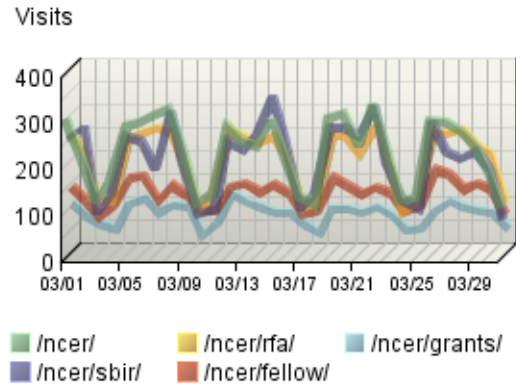
Pages Dashboard

This displays key graphs and tables that provide an overview of the Pages chapter. When viewing through the on-demand interface, you can click on the title of a graph or table to navigate to the corresponding page.

Page Views Trend



Pages Trend



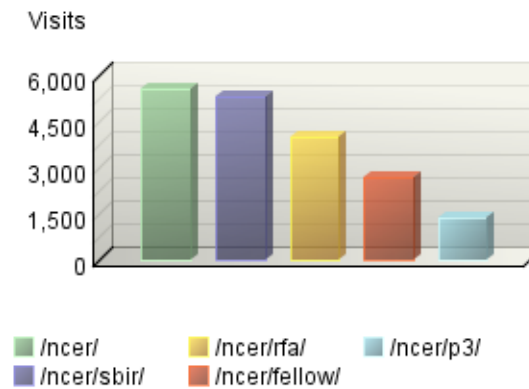
Content Groups

No data is available for this graph.

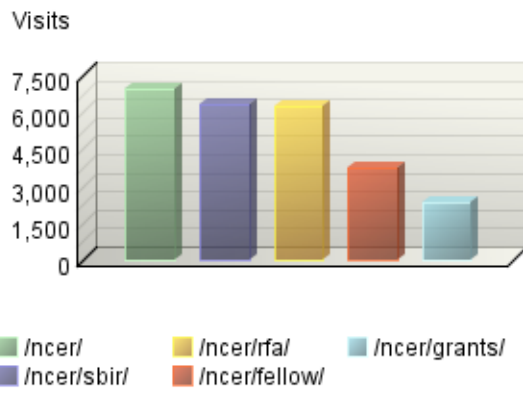
Page View Summary

Page Views	210,574
Average per Day	6,792
Average Page Views per Visit	2.11

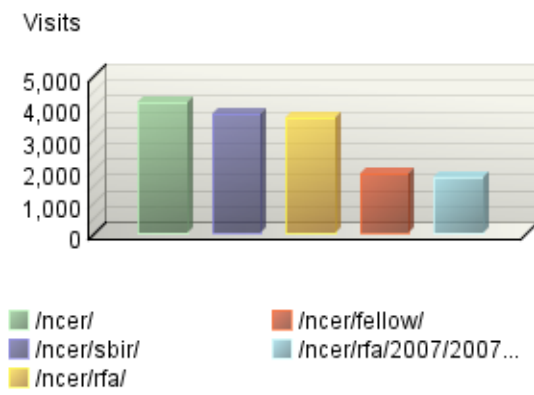
Entry Pages



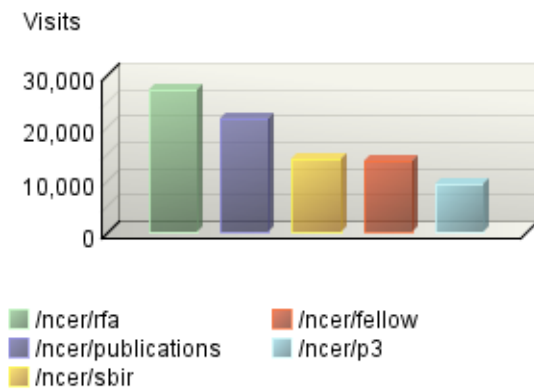
Pages



Exit Pages



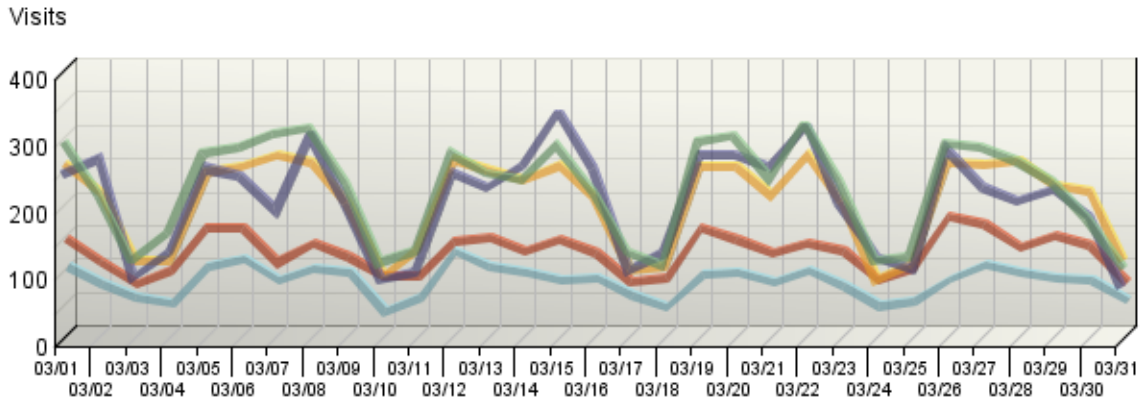
Directories



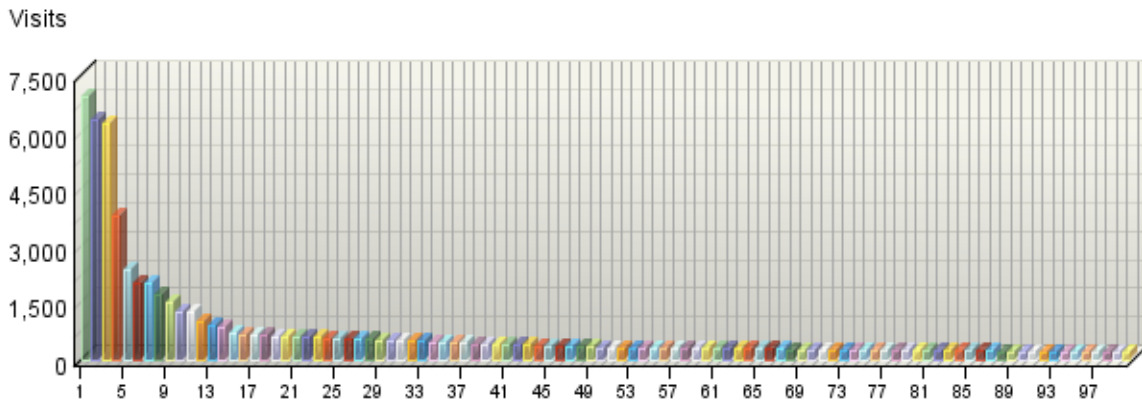
Pages

This identifies the most popular web pages on your site and shows you the number of visits for each, and displays the average length of time the page was viewed.

Pages Trend



Pages



Pages

	Pages	Visits	Views	Average Time Viewed
■ 1.	National Center for Environmental Research (NCER) ORD US EPA http://es.epa.gov/ncer/	6,947	10,295	00:01:53

	Pages	Visits	Views	Average Time Viewed
2.	EPA: ORD: NCER: Small Business Innovation Research http://es.epa.gov/ncer/sbir/	6,345	9,632	00:01:28
3.	Funding Opportunities NCER US EPA http://es.epa.gov/ncer/rfa/	6,242	7,373	00:01:53
4.	STAR Fellowships NCER US EPA http://es.epa.gov/ncer/fellow/	3,781	4,452	00:01:25
5.	EPA: ORD: NCER: STAR Grants and Cooperative Agreements http://es.epa.gov/ncer/grants/	2,369	2,682	00:01:53
6.	EPA: ORD: NCER: Funding Opportunities http://es.epa.gov/ncer/rfa/2007/2007_sbir_phase1.html	2,051	2,241	00:06:29
7.	P3 NCER ORD US EPA http://es.epa.gov/ncer/p3/	2,048	2,621	00:01:43
8.	EPA: Nanotechnology http://es.epa.gov/ncer/nano/	1,722	2,329	00:01:13
9.	EPA: ORD: NCER: Funding Opportunities: Fall 2007 EPA Science to Achieve Results (STAR) Fellowships for Graduate Environmental Study http://es.epa.gov/ncer/rfa/2007/2007_star_fellow.html	1,515	1,565	00:02:19
10.	Calendar Events NCER ORD US EPA http://es.epa.gov/ncer/events/	1,287	1,732	00:01:31
11.	Ecological Impacts from the Interactions of Climate Change, Land Use Change and Invasive Species: A Joint Research Solicitation # EPA, USDA Funding Opportunities NCER US EPA http://es.epa.gov/ncer/rfa/2007/2007_star_ecoimpacts.html	1,267	1,385	00:06:00
12.	An Interdisciplinary Approach To Examining The Links Between Social Stressors, Biodiversity And Human Health Funding Opportunities NCER US EPA http://es.epa.gov/ncer/rfa/2007/2007_biodiversity_health.html	999	1,065	00:03:05
13.	STAR Grant Forms and Instructions NCER EPA http://es.epa.gov/ncer/rfa/forms/	898	1,174	00:02:03
14.	Development and Evaluation of Innovative Approaches for the Quantitative Assessment of Pathogens and Cyanobacteria and Their Toxins in Drinking Water Funding Opportunities NCER US EPA http://es.epa.gov/ncer/rfa/2007/2007_star_drinkingwater.html	843	912	00:04:48

	Pages	Visits	Views	Average Time Viewed
15.	EPA: ORD: NCER: Guidance & FAQs http://es.epa.gov/ncer/guidance/	707	866	00:01:11
16.	EPA: ORD: NCER: Other Programs: EPSCoR http://es.epa.gov/ncer/other/	661	736	00:01:40
17.	EPA: National Center For Environmental Research http://es.epa.gov/ncer/science/	644	721	00:01:24
18.	EPA: ORD: NCER: Funding Opportunities: Fall 2007 EPA Greater Research Opportunities (GRO) Fellowships for Graduate Environmental Study http://es.epa.gov/ncer/rfa/2007/2007_star_grad.html	639	648	00:02:14
19.	EPA: ORD: NCER: Publications & Proceedings http://es.epa.gov/ncer/publications/	622	688	00:02:10
20.	EPA: ORD: NCER: Funding Opportunities http://es.epa.gov/ncer/rfa/2007/2007_p3_4thannual.html	598	636	00:02:07
21.	EPA: ORD: NCER: About NCER http://es.epa.gov/ncer/about/	597	694	00:01:31
22.	EPA: ORD: NCER: Collaborative Science and Technology Network for Sustainability (CNS) http://es.epa.gov/ncer/cns/	597	846	00:01:06
23.	Computational Toxicology Centers: Development Of Predictive Environmental And Biomedical Computer-Based Simulations And Models Funding Opportunities NCER US EPA http://es.epa.gov/ncer/rfa/2007/2007_comp_tox.html	595	621	00:02:59
24.	EPA: ORD: NCER: Research Results http://es.epa.gov/ncer/results/	567	633	00:01:27
25.	Research Program Biodiversity & Human Health NCER US EPA http://es.epa.gov/ncer/biodiversity/	565	726	00:01:49
26.	National Sustainable Design Expo P3 NCER ORD US EPA http://es.epa.gov/ncer/p3/expo/	561	611	00:02:04
27.	EPA: Nanotechnology: Basic Information http://es.epa.gov/ncer/nano/questions/	541	599	00:03:28
28.	EPA: ORD: NCER: Funding Opportunities http://es.epa.gov/ncer/rfa/2006/2006_sbir_phase1.html	536	550	00:05:06
29.	About P3 P3 NCER ORD US EPA http://es.epa.gov/ncer/p3/fact_sheet.html	525	554	00:02:14

	Pages	Visits	Views	Average Time Viewed
30.	STAA NCER ORD US EPA http://es.epa.gov/ncer/staa/	519	653	00:01:28
31.	Environmental Protection Agency: National Center For Environmental Research: STAR/GRO Graduate Fellowship FAQs http://es.epa.gov/ncer/guidance/faqs/faq_gro_grad.html	499	510	00:02:14
32.	2006/2007 P3 Teams P3 NCER ORD US EPA http://es.epa.gov/ncer/p3/current/	497	532	00:02:46
33.	EPA: ORD: NCER: Funding Opportunities: Fall 2007 EPA Greater Research Opportunities (GRO) Fellowships for Undergraduate Environmental Study http://es.epa.gov/ncer/rfa/2007/2007_star_gro_undergrad.html	487	495	00:02:30
34.	EPA: Nanotechnology: Science & Technology http://es.epa.gov/ncer/nano/publications/	469	536	00:01:43
35.	Sources and Atmospheric Formation of Organic Particulate Matter Funding Opportunities NCER US EPA http://es.epa.gov/ncer/rfa/2007/2007_star_organic_pm.html	456	472	00:02:16
36.	EPA: Nanotechnology http://es.epa.gov/ncer/nano/factsheet/	452	500	00:02:21
37.	EPA: ORD: NCER: Small Business Innovation Research http://es.epa.gov/ncer/rfa/archive/sbir/	446	478	00:00:39
38.	EPA: Nanotechnology: Research Projects http://es.epa.gov/ncer/nano/research/	429	511	00:02:14
39.	Environmental Protection Agency http://es.epa.gov/ncer/fellow/recipients/star_fellow06.html	416	425	00:02:13
40.	Environmental Protection Agency http://es.epa.gov/ncer/rfa/archive/grants/	399	467	00:01:12
41.	Environmental Protection Agency http://es.epa.gov/ncer/science/pm/	396	492	00:02:11
42.	EPA: ORD: NCER: Grants: Recipients List http://es.epa.gov/ncer/grants/recipients_index.html	384	398	00:02:18
43.	EPA: ORD: NCER: Funding Opportunities http://es.epa.gov/ncer/rfa/2006/2006_gro_fellow.html	383	389	00:02:16
44.	EPA: ORD: NCER: Events: News http://es.epa.gov/ncer/events/news/2005/04_13_05_feature.html	377	386	00:02:18

	Pages	Visits	Views	Average Time Viewed
45.	EPA: NCER: Research Centers http://es.epa.gov/ncer/centers/	364	442	00:02:40
46.	EPA: ORD: NCER: Guidance & FAQs: Frequently Asked Questions http://es.epa.gov/ncer/guidance/faqs.html	359	373	00:00:47
47.	Environmental Protection Agency http://es.epa.gov/ncer/science/economics/	348	389	00:01:49
48.	EPA: ORD: NCER: STAR Reports http://es.epa.gov/ncer/publications/starreport/	342	396	00:01:52
49.	Issues in Tribal Environmental Research and Health Promotion: Novel Approaches for Assessing and Managing Cumulative Risks and Impacts of Global Climate Change Funding Opportunities NCER US EPA http://es.epa.gov/ncer/rfa/2006/2006_star_tribal.html	340	349	00:03:12
50.	EPA: ORD: NCER: Mercury Research http://es.epa.gov/ncer/publications/topical/mercury.html	328	338	00:03:53
51.	EPA: ORD: NCER: Research Opportunities: Archive http://es.epa.gov/ncer/rfa/archive/	328	408	00:00:49
52.	EPA: ORD: NCER: Funding Opportunities: Development of Environmental Health Outcome Indicators http://es.epa.gov/ncer/rfa/2006/2006_star_ephi.html	318	326	00:01:59
53.	EPA: ORD: NCER: Events: News http://es.epa.gov/ncer/events/news/2005/03_08_05_feature.html	317	331	00:02:43
54.	EPA: Nanotechnology http://es.epa.gov/ncer/nano/solicitation/	316	330	00:01:17
55.	EPA: ORD: NCER: Events: News http://es.epa.gov/ncer/events/news/2006/09_29_06_p3.html	316	328	00:01:06
56.	EPA: ORD: NCER: Funding Opportunities http://es.epa.gov/ncer/rfa/2005/2005_star_nano.html	314	340	00:03:40
57.	EPA: ORD: NCER: Funding Opportunities http://es.epa.gov/ncer/rfa/2006/2006_grad_fellow.html	313	322	00:01:53
58.	Information for Current Grantees P3 NCER ORD US EPA http://es.epa.gov/ncer/p3/teams/	304	322	00:01:52
59.	http://es.epa.gov/ncer/sbir/07awards/	304	802	00:00:48

	Pages	Visits	Views	Average Time Viewed
60.	Uncertainty Analyses of Models in Integrated Environmental Assessments Funding Opportunities NCER US EPA http://es.epa.gov/ncer/rfa/2006/2006_star_uncertainty.html	300	307	00:01:35
61.	EPA: ORD: NCER: Events: Archive http://es.epa.gov/ncer/events/news/	300	399	00:02:17
62.	EPA: ORD: NCER: EPA SBIR Program Success Stories http://es.epa.gov/ncer/sbir/success/	297	357	00:01:32
63.	EPA: ORD: NCER: Research on Drinking Water http://es.epa.gov/ncer/publications/topical/drinking.html	295	332	00:02:28
64.	Sources, Composition, and Health Effects of Coarse Particulate Matter Funding Opportunities NCER US EPA http://es.epa.gov/ncer/rfa/2006/2006_star_coarse_pm.html	281	287	00:01:41
65.	EPA: ORD: NCER: Progress-Review Workshop Proceedings http://es.epa.gov/ncer/publications/workshop/	279	343	00:01:32
66.	EPA: ORD: NCER: Funding Opportunities http://es.epa.gov/ncer/rfa/2004/2004_climate_change.html	279	292	00:02:17
67.	EPA: ORD: NCER: Funding Opportunities http://es.epa.gov/ncer/rfa/2006/2006_star_fellow.html	279	284	00:02:51
68.	Environmental Protection Agency http://es.epa.gov/ncer/guidance/star_faq.html	277	287	00:01:53
69.	How to Apply Phase I # Project Development P3 NCER ORD US EPA http://es.epa.gov/ncer/p3/apply/	271	281	00:01:40
70.	EPA: Nanotechnology http://es.epa.gov/ncer/nano/lectures/	270	305	00:02:44
71.	EPA: ORD: NCER: Research Opportunities: STAR Fellowship Archives http://es.epa.gov/ncer/rfa/archive/fellow/	267	310	00:01:07
72.	EPA: ORD: NCER: Small Business Innovation Research http://es.epa.gov/ncer/rfa/archive/sbir/phase1.html	266	278	00:01:06
73.	EPA: ORD: NCER: Funding Opportunities http://es.epa.gov/ncer/rfa/2006/2006_star_gc_aq.html	262	272	00:05:29
74.	EPA: ORD: NCER: Research on Mining Impacts http://es.epa.gov/ncer/publications/topical/mining.html	260	269	00:03:15

	Pages	Visits	Views	Average Time Viewed
75.	EPA: ORD: NCER: Funding Opportunities http://es.epa.gov/ncer/rfa/2005/2005_sbir_phase1.html	253	267	00:04:18
76.	EPA: ORD: NCER: STAR Research Capsules http://es.epa.gov/ncer/publications/topical/	250	306	00:01:36
77.	Photo Gallery P3 NCER ORD US EPA http://es.epa.gov/ncer/p3/photo.html	250	283	00:01:04
78.	Forms P3 NCER ORD US EPA http://es.epa.gov/ncer/P3/forms/	250	423	00:02:06
79.	Past P3 Projects P3 NCER ORD US EPA http://es.epa.gov/ncer/p3/past/	249	268	00:00:55
80.	Environmental Protection Agency http://es.epa.gov/ncer/rfa/current/2003_nano.html	244	249	00:02:48
81.	EPA: ORD: NCER: About NCER: Quick Guide http://es.epa.gov/ncer/about/quickguide.html	243	248	00:02:19
82.	EPA: Nanotechnology http://es.epa.gov/ncer/nano/newsroom/	242	256	00:02:16
83.	EPA: NCER: Science Topics: Global Change: Background http://es.epa.gov/ncer/science/globalclimate/	240	264	00:00:55
84.	EPA: ORD: NCER: Funding Opportunities http://es.epa.gov/ncer/rfa/2006/2006_gro_solicitation.html	235	241	00:05:44
85.	2005 Project Descriptions and Photos P3 NCER ORD US EPA http://es.epa.gov/ncer/p3/project_websites/2005/2005_phase_1_project_websites.html	235	259	00:01:53
86.	Environmental Protection Agency http://es.epa.gov/ncer/publications/bibliometrics/tse_grants_highly_cited.html	232	248	00:00:57
87.	EPA: ORD: NCER: Urban Sprawl Research http://es.epa.gov/ncer/publications/topical/urban.html	231	237	00:02:31
88.	EPA: NCER: Science Topics: Drinking Water http://es.epa.gov/ncer/science/drinkingwater/	226	261	00:02:35
89.	EPA: ORD: NCER: Funding Opportunities http://es.epa.gov/ncer/rfa/2006/2006_star_cns.html	224	243	00:02:19
90.	2006 P3 Award Winners Past P3 Projects P3 NCER ORD US EPA http://es.epa.gov/ncer/p3/project_websites/2006/2006awardwinners.html	220	222	00:02:07

	Pages	Visits	Views	Average Time Viewed
91.	Become An Exhibitor Information For P3 NCER ORD US EPA http://es.epa.gov/ncer/p3/become_exhibitor.html	219	228	00:01:46
92.	Environmental Protection Agency http://es.epa.gov/ncer/fellow/recipients/star_fellow04.html	213	218	00:01:07
93.	EPA: ORD: NCER: Funding Opportunities http://es.epa.gov/ncer/rfa/2005/2005_star_biotech.html	212	226	00:03:20
94.	EPA: Nanotechnology http://es.epa.gov/ncer/nano/relevant_meetings/	211	222	00:01:39
95.	EPA: ORD: NCER: Funding Opportunities http://es.epa.gov/ncer/rfa/2004/2005_star_grad_fellow.html	209	213	00:03:12
96.	Environmental Protection Agency http://es.epa.gov/ncer/fellow/recipients/star_fellow05.html	208	210	00:01:25
97.	EPA: ORD: NCER: Funding Opportunities http://es.epa.gov/ncer/rfa/2004/2004_collab_science.html	208	228	00:02:16
98.	P3 and Other Awards Ceremony P3 NCER ORD US EPA http://es.epa.gov/ncer/p3/ceremony/	207	222	00:01:46
99.	EPA: ORD: NCER: Funding Opportunities http://es.epa.gov/ncer/rfa/2004/2004_manufactured_nano.html	204	209	00:02:43
100.	EPA: ORD: NCER: Publications: SBIR http://es.epa.gov/ncer/publications/sbir/	204	291	00:01:03
101.	P3 Award Winners and Successes P3 NCER ORD US EPA http://es.epa.gov/ncer/p3/success/	203	217	00:01:39
102.	Biomarkers Summary Report NEWS EVENTS NCER ORD US EPA http://es.epa.gov/ncer/events/news/2007/02_09_07_feature.html	202	220	00:02:52
103.	EPA: Nanotechnology: Research Projects: Toxicology http://es.epa.gov/ncer/nano/research/nano_tox.html	201	207	00:04:06
104.	EPA: ORD: NCER: Remediation Research http://es.epa.gov/ncer/publications/topical/remediation.html	197	203	00:02:04
105.	EPA: ORD: NCER: Small Business Innovation Research http://es.epa.gov/ncer/sbir/workshops.html	195	204	00:01:35
106.	Environmental Protection Agency http://es.epa.gov/ncer/fellow/recipients/gro_fellow06.html	194	199	00:01:22

	Pages	Visits	Views	Average Time Viewed
107.	Background/About TSE Technology for a Sustainable Environment Science Topics NCER EPA http://es.epa.gov/ncer/science/tse/	191	219	00:01:53
108.	EPA: ORD: NCER: Characterizing Risk at Metal Finishing Facilities http://es.epa.gov/ncer/publications/archive/csidoc.html	187	206	00:01:10
109.	EPA: ORD: NCER: Guidance & FAQs http://es.epa.gov/ncer/guidance/qa.html	187	197	00:02:37
110.	Environmental Protection Agency http://es.epa.gov/ncer/fellow/recipients/star_fellow03.html	187	190	00:00:33
111.	EPA: ORD: NCER: Environmental Research Grant Announcements http://es.epa.gov/ncer/rfa/archive/grants/06/	186	193	00:00:47
112.	EPA: ORD: NCER: Events: News http://es.epa.gov/ncer/events/news/2003/01_15_03a.html	180	188	00:02:28
113.	EPA: ORD: NCER: Funding Opportunities http://es.epa.gov/ncer/rfa/2006/2006_star_cafos.html	179	184	00:03:23
114.	2006-2007 GRO Undergraduate Fellowships STAR Fellowships NCER US EPA http://es.epa.gov/ncer/fellow/recipients/gro_undergrad_fellow06.html	178	182	00:01:24
115.	EPA: NCER: P3: People, Prosperity and the Planet Student Design Competition for Sustainability: A National Student Design Competition for Sustainability focusing on People, Prosperity, and the Planet http://es.epa.gov/ncer/p3/designs_sustain_rfp_2005.html	178	179	00:01:11
116.	Current Partners Information for Partners P3 NCER ORD US EPA http://es.epa.gov/ncer/p3/partners/	176	217	00:03:13
117.	EPA: ORD: NCER: 2007 GRO Guidance & FAQs: Frequently Asked Questions http://es.epa.gov/ncer/guidance/faqs/faq_gro_undergrad.html	176	181	00:02:14
118.	EPA: ORD: NCER: Funding Opportunities http://es.epa.gov/ncer/rfa/2004/2004_low_dose.html	176	183	00:05:16
119.	EPA: ORD: NCER: Funding Opportunities http://es.epa.gov/ncer/rfa/2004/2004_pm_research.html	176	237	00:01:38

	Pages	Visits	Views	Average Time Viewed
120.	EPA: ORD: NCER: Funding Opportunities http://es.epa.gov/ncer/rfa/2004/2005_gro_und_ergrad_fellow.html	175	178	00:02:05
121.	EPA: Nanotechnology http://es.epa.gov/ncer/nano/links/	174	192	00:02:06
122.	Table of Contents http://es.epa.gov/ncer/sbir/program/	174	230	00:02:16
123.	EPA: ORD: NCER: Funding Opportunities http://es.epa.gov/ncer/rfa/2005/2005_nonlinear_responses.html	174	178	00:02:08
124.	2004 P3 Projects Past P3 Projects P3 NCER ORD US EPA http://es.epa.gov/ncer/p3/project_websites/2004_project_websites.html	173	199	00:02:08
125.	EPA: ORD: NCER: Funding Opportunities http://es.epa.gov/ncer/rfa/2006/2006_p3.html	173	176	00:02:19
126.	EPA: ORD: NCER: Funding Opportunities http://es.epa.gov/ncer/rfa/2004/2004_sbir_phase1.html	173	180	00:03:12
127.	EPA: ORD: NCER: Funding Opportunities http://es.epa.gov/ncer/rfa/2005/2005_ecohab.html	172	174	00:01:24
128.	National Sustainable Design Expo Co-Sponsors Information For P3 NCER ORD US EPA http://es.epa.gov/ncer/p3/info/cosponsors.html	170	173	00:02:19
129.	Environmental Protection Agency http://es.epa.gov/ncer/publications/nano/	169	185	00:02:43
130.	EPA: ORD: NCER: Funding Opportunities http://es.epa.gov/ncer/rfa/2004/2004_aqua_sys.html	167	173	00:02:57
131.	EPA: ORD: NCER: TITLE http://es.epa.gov/ncer/rfa/archive/grants/01/empact01.html	165	167	00:07:49
132.	EPA: ORD: NCER: Events: Archive http://es.epa.gov/ncer/events/news/2006/	165	170	00:01:00
133.	EPA: ORD: NCER: Events: News http://es.epa.gov/ncer/events/news/2007/01_30_07_feature.html	164	169	00:01:40
134.	EPA: ORD: NCER: Research on Pesticide Bio- and Phytoremediation http://es.epa.gov/ncer/publications/topical/biopest.html	164	170	00:02:30
135.	EPA: ORD: NCER: Fellowships http://es.epa.gov/ncer/fellow/abstracts/	163	193	00:01:07
136.	2006 Newsroom P3 NCER ORD US EPA http://es.epa.gov/ncer/p3/news.html	162	166	00:01:15

	Pages	Visits	Views	Average Time Viewed
137.	EPA: ORD: NCER: Centers http://es.epa.gov/ncer/centers/airpm/sab/report.html	161	174	00:02:26
138.	EPA: ORD: NCER: Guidance & FAQs: Acknowledgement of EPA Support http://es.epa.gov/ncer/guidance/star_images.html	161	172	00:02:06
139.	EPA: ORD: NCER: NOx Research http://es.epa.gov/ncer/publications/topical/nox.html	160	164	00:03:09
140.	EPA: ORD: NCER: STAR Program Handouts: STAR Program Handouts http://es.epa.gov/ncer/publications/handouts/	160	175	00:01:22
141.	EPA: ORD: NCER: Funding Opportunities http://es.epa.gov/ncer/rfa/2004/2005_gro_gra_d_fellow.html	158	163	00:02:40
142.	EPA: ORD: NCER: Fellowships: About Undergraduate MAI http://es.epa.gov/ncer/fellow/gro/	158	166	00:00:58
143.	EPA: ORD: NCER: Pathogens in Water http://es.epa.gov/ncer/publications/topical/pathogens.html	156	162	00:01:59
144.	Current STAA Competition STAA NCER ORD US EPA http://es.epa.gov/ncer/staa/annual/2007/current_comp.html	155	162	00:01:43
145.	EPA: NCER: Research Opportunities - Post-Doctoral Research Positions http://es.epa.gov/ncer/rfa/postdoc.html	155	162	00:01:32
146.	EPA: ORD: NCER: Research Opportunities http://es.epa.gov/ncer/rfa/current/2004_grad_fellow.html	155	157	00:02:46
147.	EPA: NCER: P3: People, Prosperity and the Planet Student Design Competition for Sustainability: A National Student Design Competition for Sustainability focusing on People, Prosperity, and the Planet http://es.epa.gov/ncer/p3/designs_sustain_rfp.html	154	160	00:03:21
148.	EPA: ORD: NCER: Environmental Science and Engineering Fellows Program http://es.epa.gov/ncer/publications/archive/aaas97.html	154	163	00:03:14
149.	EPA: ORD: NCER: Events: Archive http://es.epa.gov/ncer/events/news/2007/	154	162	00:01:52
150.	EPA: ORD: NCER: Funding Opportunities http://es.epa.gov/ncer/rfa/2004/2004_air_pol_em.html	153	155	00:02:07

	Pages	Visits	Views	Average Time Viewed
151.	EPA: ORD: NCER: Fellowships: 2001 Graduate Fellowships http://es.epa.gov/ncer/fellow/recipients/star_fellow01.html	153	158	00:00:53
152.	EPA: ORD: NCER: Fellowships: 2000 STAR Graduate Fellowships http://es.epa.gov/ncer/fellow/recipients/fellow00.html	151	154	00:00:36
153.	EPA: ORD: NCER: Events: News http://es.epa.gov/ncer/events/news/2007/01_05_07_newsrelease.html	151	154	00:01:33
154.	EPA: ORD: NCER: Fellowships: 1997 Graduate Fellowships http://es.epa.gov/ncer/fellow/recipients/97felltbl.html	151	154	00:01:24
155.	EPA: ORD: NCER: Funding Opportunities http://es.epa.gov/ncer/rfa/2004/2004_ecohab.html	150	151	00:01:29
156.	EPA: ORD: NCER: Centers http://es.epa.gov/ncer/centers/eagles/	150	184	00:03:22
157.	EPA: ORD: NCER: Research Opportunities: Current RFA http://es.epa.gov/ncer/rfa/current/2003_mai_grad.html	147	154	00:02:10
158.	EPA: ORD: NCER: SBIR: Lists of Awards http://es.epa.gov/ncer/sbir/awards/	146	171	00:01:21
159.	Media Info For P3 NCER ORD US EPA http://es.epa.gov/ncer/p3/info/media.html	145	148	00:02:06
160.	EPA: ORD: NCER: Fellowships: 1999 STAR Graduate Fellowships http://es.epa.gov/ncer/fellow/recipients/fellow99.html	145	148	00:00:37
161.	Environmental Protection Agency http://es.epa.gov/ncer/rfa/current/2003_enviro_stat.html	144	149	00:01:31
162.	EPA: ORD: NCER: Publications Archive http://es.epa.gov/ncer/publications/archive/	142	159	00:01:34
163.	Environmental Protection Agency http://es.epa.gov/ncer/rfa/current/2003_comptox.html	142	145	00:01:35
164.	EPA: ORD: NCER: Funding Opportunities http://es.epa.gov/ncer/rfa/2004/2004_glakes_foodweb.html	141	151	00:03:26
165.	EPA: ORD: NCER: Other Programs: Archive http://es.epa.gov/ncer/other/archive/	140	157	00:01:24

	Pages	Visits	Views	Average Time Viewed
166.	EPA: ORD: NCER: Fellowships: 1996 Graduate Fellowships http://es.epa.gov/ncer/fellow/recipients/96felltbl.html	140	144	00:01:21
167.	EPA: ORD: NCER: Research on Water Treatment for Pesticide Removal and the Impacts of Agriculture on Water Quality http://es.epa.gov/ncer/publications/topical/pesticide.html	140	142	00:01:56
168.	http://es.epa.gov/ncer/rfa/2004/2004_sustainability_engineering_curricula.html	140	144	00:01:28
169.	EPA: ORD: NCER: SBIR http://es.epa.gov/ncer/rfa/current/sbir_phase1.html	139	141	00:02:00
170.	EPA: ORD: NCER: Fellowships: 2001 MAI Graduate Fellowships http://es.epa.gov/ncer/fellow/recipients/mai_fellow02.html	139	141	00:00:29
171.	Environmental Protection Agency http://es.epa.gov/ncer/publications/meetings/	139	143	00:01:42
172.	EPA: ORD: NCER: Funding Opportunities http://es.epa.gov/ncer/rfa/2005/2005_decision_support_sys.html	137	138	00:01:32
173.	Research Solicitation Biodiversity & Human Health NCER US EPA http://es.epa.gov/ncer/biodiversity/solicitation.html	136	137	00:01:21
174.	EPA: ORD: NCER: Fellowships: 1998 STAR Graduate Fellowships http://es.epa.gov/ncer/fellow/recipients/fellow98.html	136	138	00:01:18
175.	EPA: ORD: NCER: Fellowships: 1995 Graduate Fellowships http://es.epa.gov/ncer/fellow/recipients/felltbl.html	136	139	00:00:57
176.	EPA: Nanotechnology: Research Projects: Green Nanotechnology http://es.epa.gov/ncer/nano/research/nano_green.html	135	144	00:02:07
177.	EPA: ORD: NCER: Events: News http://es.epa.gov/ncer/events/news/2003/nas_special.html	135	140	00:01:44
178.	Environmental Protection Agency http://es.epa.gov/ncer/fellow/recipients/gro_undergrad_fellow05.html	134	138	00:01:23
179.	Phase II - P3 Award Winners P3 NCER ORD US EPA http://es.epa.gov/ncer/p3/award_winners.html	134	136	00:02:27

	Pages	Visits	Views	Average Time Viewed
180.	EPA: ORD: NCER: Funding Opportunities http://es.epa.gov/ncer/rfa/2004/2004_source_pm.html	134	140	00:03:53
181.	EPA: ORD: NCER: Dioxin Research http://es.epa.gov/ncer/publications/topical/dioxin.html	134	144	00:03:41
182.	Environmental Protection Agency http://es.epa.gov/ncer/fellow/recipient/gro_fellow05.html	133	136	00:02:04
183.	EPA: ORD: NCER: Funding Opportunities http://es.epa.gov/ncer/rfa/current/2004_arsenic.html	132	134	00:01:00
184.	EPA: ORD: NCER: STAR Fellowships: Posters http://es.epa.gov/ncer/fellow/posters/2004_star_grad_fellow_conf_posters.html	132	135	00:03:16
185.	EPA: ORD: NCER: Events: News http://es.epa.gov/ncer/events/news/2007/02_28_07_award.html	131	136	00:02:16
186.	EPA: ORD: NCER: STAR Fellowships: Posters http://es.epa.gov/ncer/fellow/posters/	131	139	00:01:15
187.	Environmental Protection Agency:NCER: Fellowship http://es.epa.gov/ncer/fellow/recipient/gro_fellow03.html	129	131	00:00:45
188.	Consequences of Global Change for Air Quality Progress Review EVENTS Global Change Science Topics NCER ORD EPA http://es.epa.gov/ncer/science/globalclimate/02_22_07_event.html	129	165	00:01:58
189.	EPA: ORD: NCER: Funding Opportunities http://es.epa.gov/ncer/rfa/2004/2004_gro_bioaccum.html	129	134	00:02:38
190.	Information For P3 NCER ORD US EPA http://es.epa.gov/ncer/p3/info/	128	136	00:01:19
191.	Grant Recipients P3 NCER ORD US EPA http://es.epa.gov/ncer/p3/grantrecip.html	127	131	00:01:37
192.	Environmental Protection Agency http://es.epa.gov/ncer/fellow/recipient/gro_fellow04.html	127	131	00:00:36
193.	Environmental Protection Agency http://es.epa.gov/ncer/fellow/recipient/mai_fellow_98_under.htm	127	132	00:00:37
194.	EPA: ORD: NCER: Environmental Research Grant Announcements http://es.epa.gov/ncer/rfa/archive/grants/07/	127	129	00:01:12

	Pages	Visits	Views	Average Time Viewed
195.	EPA: Nanotechnology: Research Projects: Remediation http://es.epa.gov/ncer/nano/research/nano_remediation.html	127	140	00:02:51
196.	Related Links Biodiversity & Human Health NCER US EPA http://es.epa.gov/ncer/biodiversity/links.html	126	133	00:01:06
197.	EPA: ORD: NCER: Funding Opportunities http://es.epa.gov/ncer/rfa/current/2004_gro_undergrad_fellow.html	126	128	00:02:11
198.	EPA: ORD: NCER: Small Business Innovation Research http://es.epa.gov/ncer/sbir/presentations.html	126	130	00:01:48
199.	EPA: ORD: NCER: Publications: Terms and Conditions http://es.epa.gov/ncer/publications/terms/tscs99.html	126	134	00:02:10
200.	EPA: ORD: NCER: Research Opportunities: Exploratory Research to Anticipate Future Environmental Issues http://es.epa.gov/ncer/rfa/archive/grants/01/futures.html	126	136	00:01:52
201.	Environmental Protection Agency http://es.epa.gov/ncer/fellow/recipients/mai_fellow_03_under.htm	125	128	00:01:15
202.	EPA: ORD: NCER: Ecological Assessment and Indicators Research http://es.epa.gov/ncer/publications/topical/ecoass.html	125	129	00:03:34
203.	EPA: ORD: NCER: Fellowships: 2001 MAI Graduate Fellowships http://es.epa.gov/ncer/fellow/recipients/mai_fellow01.html	125	128	00:00:44
204.	EPA: ORD: NCER: Funding Opportunities http://es.epa.gov/ncer/rfa/2005/2005_hsa_impacts_research.html	125	126	00:02:18
205.	EPA: ORD: NCER: Research Opportunities: Joint Program on Phytoremediation http://es.epa.gov/ncer/rfa/archive/grants/01/phytore00.html	125	129	00:01:25
206.	Environmental Protection Agency http://es.epa.gov/ncer/fellow/recipients/mai_fellow_99_under.htm	124	129	00:01:21
207.	EPA: ORD: NCER: Events: Participants: Workshop on Pharmaceuticals in the Environment http://es.epa.gov/ncer/publications/meetings/8-23-2005/participants.html	124	127	00:01:32

	Pages	Visits	Views	Average Time Viewed
208.	Information for Partners Info For P3 NCER ORD US EPA http://es.epa.gov/ncer/p3/info/partners.html	123	126	00:02:07
209.	Environmental Protection Agency http://es.epa.gov/ncer/fellow/recipients/mai_fellow_02_under.htm	123	126	00:00:37
210.	EPA: ORD: NCER: Research Opportunities: Assessing the Consequences of Global Change for Air Quality: Sensitivity of U.S. air quality to climate change and future global impacts http://es.epa.gov/ncer/rfa/archive/grants/02/02globalimpact.html	123	127	00:01:39
211.	EPA: ORD: NCER: Events: News http://es.epa.gov/ncer/events/news/2006/07_10_06_people.html	122	125	00:01:25
212.	Environmental Protection Agency http://es.epa.gov/ncer/fellow/recipients/mai_fellow_97_under.htm	122	125	00:00:53
213.	EPA: ORD: NCER: Fellowships http://es.epa.gov/ncer/fellow/recipients/mai_fellow_01_under.html	121	124	00:00:33
214.	EPA: ORD: NCER: Funding Opportunities http://es.epa.gov/ncer/rfa/2004/2004_biomarkers.html	120	121	00:00:45
215.	EPA: ORD: NCER: Events: News http://es.epa.gov/ncer/events/news/2006/10_25_06_people.html	120	123	00:01:11
216.	EPA: ORD: NCER: Research Opportunities: Environmental Futures Research in Nanoscale Science, Engineering and Technology http://es.epa.gov/ncer/rfa/archive/grants/02/02nanotech.html	119	129	00:02:01
217.	Peer Review Phase I # Project Development P3 NCER ORD US EPA http://es.epa.gov/ncer/p3/peerreview.html	119	122	00:02:12
218.	EPA: ORD: NCER: Funding Opportunities http://es.epa.gov/ncer/rfa/2006/2006_star_methodological.html	119	121	00:03:30
219.	EPA: ORD: NCER: Events: News http://es.epa.gov/ncer/events/news/2006/06_06_06_award.html	119	122	00:01:29
220.	Market Mechanisms and Incentives: Case Studies and Experimental Testbeds for New Environmental Trading Programs Funding Opportunities NCER US EPA http://es.epa.gov/ncer/rfa/2006/2006_star_mmi.html	118	120	00:01:42

	Pages	Visits	Views	Average Time Viewed
221.	EPA: ORD: NCER: Algal Bloom Research http://es.epa.gov/ncer/publications/topical/algal.html	118	123	00:01:29
222.	EPA: ORD: NCER: Events: News http://es.epa.gov/ncer/events/news/2006/06_08_06_award.html	117	121	00:02:06
223.	EPA: ORD: NCER: Research Opportunities: Assessing the Consequences of Global Change for Aquatic Ecosystems: Climate, Land Use, and UV Radiation http://es.epa.gov/ncer/rfa/archive/grants/01/global01.html	117	122	00:02:04
224.	EPA: ORD: NCER: Events: News http://es.epa.gov/ncer/events/news/2006/06_14_06_award.html	116	118	00:01:25
225.	EPA: ORD: NCER: Events: Agenda http://es.epa.gov/ncer/events/calendar/2007/apr5/agenda.html	115	120	00:01:48
226.	Environmental Protection Agency http://es.epa.gov/ncer/fellow/recipients/mai_fellow_00_under.html	115	118	00:00:47
227.	Other Sustainability Resources P3 NCER ORD US EPA http://es.epa.gov/ncer/p3/other/	115	125	00:01:55
228.	EPA: ORD: NCER: Research Opportunities: Assessing the Consequences of Interactions between Human Activities and a Changing Climate http://es.epa.gov/ncer/rfa/archive/grants/00/00humanrfa.html	115	122	00:02:20
229.	http://es.epa.gov/ncer/publications/bibliometrics/	114	119	00:01:38
230.	EPA: ORD: NCER: Funding Opportunities http://es.epa.gov/ncer/rfa/2004/2004_corporate.html	114	115	00:01:21
231.	Environmental Protection Agency http://es.epa.gov/ncer/fellow/recipients/gro_fellow_04_under.html	114	117	00:00:59
232.	EPA: ORD: NCER: STANDARD INSTRUCTIONS FOR SUBMITTING A STAR APPLICATION http://es.epa.gov/ncer/rfa/forms/standinstr.html	114	119	00:01:45
233.	EPA: ORD: NCER: CNS: EPA Collaborative Community and Regional Programs http://es.epa.gov/ncer/cns/programs.html	114	116	00:01:59
234.	EPA: ORD: NCER: Events: News http://es.epa.gov/ncer/events/news/2006/12_14_06_feature.html	113	118	00:01:01

	Pages	Visits	Views	Average Time Viewed
235.	EPA: ORD: NCER: Pesticides and Human Health Research http://es.epa.gov/ncer/publications/topical/pesthr.html	112	117	00:01:49
236.	EPA: ORD: NCER: Events: News http://es.epa.gov/ncer/events/news/2006/11_08_06_people.html	112	116	00:01:21
237.	EPA: ORD: NCER: Funding Opportunities http://es.epa.gov/ncer/rfa/2005/2005_pathogens_drinking_water.html	112	116	00:02:40
238.	Environmental Protection Agency http://es.epa.gov/ncer/science/economics/economics.html	112	114	00:01:59
239.	EPA: ORD: NCER: Events: Archive http://es.epa.gov/ncer/events/news/2002/	112	137	00:01:21
240.	EPA: ORD: NCER: Research Opportunities: Current RFA http://es.epa.gov/ncer/rfa/current/2003_child_health.html	112	115	00:03:23
241.	EPA: ORD: NCER: Funding Opportunities http://es.epa.gov/ncer/rfa/2004/2004early_indicators.html	110	111	00:00:54
242.	EPA: NCER: P3 http://es.epa.gov/ncer/p3recipients/2005/	110	202	00:01:34
243.	EPA: ORD: NCER: Funding Opportunities http://es.epa.gov/ncer/rfa/2006/2006_oth_coop_training.html	110	111	00:01:32
244.	EPA: ORD: NCER: Research Opportunities: Current RFA http://es.epa.gov/ncer/rfa/current/2003arsenic.html	110	111	00:01:36
245.	EPA: NCER: Science Topics: Drinking Water: Research Results http://es.epa.gov/ncer/science/drinkingwater/results.html	109	114	00:02:10
246.	EPA: Nanotechnology: Research Projects: Sensors http://es.epa.gov/ncer/nano/research/nano_sensors.html	109	114	00:01:36
247.	2005 Level III Scientific And Technological Achievement Awards (STAA) STAA Environmental Protection Agency http://es.epa.gov/ncer/staa/annual/2006/level3.html	109	115	00:01:04
248.	EPA: ORD: NCER: Fellowships: Testimonials http://es.epa.gov/ncer/fellow/testimonials/	108	120	00:00:54
249.	EPA: ORD: NCER: Funding Opportunities http://es.epa.gov/ncer/rfa/2004/2004_risk_assessment.html	108	110	00:02:01

	Pages	Visits	Views	Average Time Viewed
250.	EPA: ORD: NCER: Funding Opportunities http://es.epa.gov/ncer/rfa/2004/2004_nano.html	108	112	00:01:26
251.	Additional Awards P3 Award Competition P3 NCER ORD US EPA http://es.epa.gov/ncer/p3/addawards.html	107	109	00:01:50
252.	EPA: ORD: NCER: Research Opportunities: Lifestyle and Cultural Practices of Tribal Populations and Risks from Toxic Substances in the Environment http://es.epa.gov/ncer/rfa/archive/grants/02/02trib_risk.html	107	112	00:03:02
253.	Environmental Protection Agency http://es.epa.gov/ncer/rfa/current/sbir_phaseI_western.html	107	109	00:05:16
254.	EPA: ORD: NCER: Funding Opportunities http://es.epa.gov/ncer/rfa/2004/2004_sbir_phase1_haz-waste.html	106	112	00:04:13
255.	EPA: ORD: NCER: Fellowships: Minority Academic Institutions (MAI) Fellowships for Graduate Environmental Study (2000) http://es.epa.gov/ncer/fellow/recipients/mai_graduated_fellow00.html	106	110	00:01:31
256.	2005 Honorable Mentions STAA NCER ORD US EPA http://es.epa.gov/ncer/staa/annual/2006/honorable.html	106	107	00:02:27
257.	EPA: ORD: NCER: Research Opportunities: Current RFA http://es.epa.gov/ncer/rfa/current/2003_technology_epa_nsf.html	105	105	00:02:33
258.	EPA: ORD: NCER: Research Opportunities: 2000 Minority Academic Institutions Undergraduate Student Fellowships http://es.epa.gov/ncer/rfa/archive/fellow/undgrad.html	105	106	00:01:45
259.	Past P3 Projects by Topic Past P3 Projects P3 NCER ORD US EPA http://es.epa.gov/ncer/p3/abtable1.html	105	115	00:01:11
260.	P3 Newsroom Archive 2006 Newsroom P3 NCER ORD US EPA http://es.epa.gov/ncer/p3/press/	104	124	00:01:35
261.	EPA: ORD: NCER: Funding Opportunities http://es.epa.gov/ncer/rfa/2005/2005_tropospheric_air_pollution.html	104	105	00:01:12
262.	EPA: ORD: NCER: Grant Results Overviews http://es.epa.gov/ncer/publications/overview/	104	110	00:01:44
263.	EPA: ORD: NCER: Events: Archive http://es.epa.gov/ncer/events/news/2004/	104	127	00:01:16

	Pages	Visits	Views	Average Time Viewed
■ 264.	Partner Programs Biodiversity & Human Health NCER US EPA http://es.epa.gov/ncer/biodiversity/programs.html	104	105	00:01:41
■ 265.	EPA: ORD: NCER: Research Opportunities: Biomarkers for the Assessment of Exposure and Toxicity in Children http://es.epa.gov/ncer/rfa/archive/grants/00/kids2000.html	104	106	00:01:38
■ 266.	EPA: ORD: NCER: Small Business Innovation Research http://es.epa.gov/ncer/sbir/sbir_phase1_2002.html	103	117	00:02:16
■ 267.	Interdisciplinary Forum and Workshop Biodiversity & Human Health NCER US EPA http://es.epa.gov/ncer/biodiversity/workshop.html	103	108	00:01:54
■ 268.	EPA: ORD: NCER: Funding Opportunities http://es.epa.gov/ncer/rfa/2004/2004_valuation.html	103	106	00:02:08
■ 269.	EPA: ORD: NCER: Funding Opportunities http://es.epa.gov/ncer/rfa/current/2004_gro_grad_fellow.html	103	105	00:01:47
■ 270.	EPA: ORD: NCER: CNS Solicitations http://es.epa.gov/ncer/cns/solicit.html	103	105	00:01:23
■ 271.	Environmental Protection Agency http://es.epa.gov/ncer/rfa/current/2003_market_mech.html	103	108	00:00:57
■ 272.	EPA: ORD: NCER: Funding Opportunities http://es.epa.gov/ncer/rfa/2005/2005_vep.html	103	104	00:00:59
■ 273.	EPA: ORD: NCER: Research on PCBs http://es.epa.gov/ncer/publications/topical/pcb.html	103	105	00:01:58
■ 274.	EPA: ORD: NCER: Funding Opportunities http://es.epa.gov/ncer/rfa/2005/2005_ebd_rfa.html	103	106	00:01:27
■ 275.	EPA: ORD: NCER: Environmental Research Grant Announcements http://es.epa.gov/ncer/rfa/archive/grants/05/	102	108	00:01:17
■ 276.	EPA: ORD: NCER: Research Opportunities: Current RFA http://es.epa.gov/ncer/rfa/current/2003_mai_under.html	102	108	00:03:58
■ 277.	EPA: ORD: NCER: Research Opportunities: Technology for a Sustainable Environment http://es.epa.gov/ncer/rfa/archive/grants/01/tse01.html	102	103	00:01:30

	Pages	Visits	Views	Average Time Viewed
278.	EPA: ORD: NCER: Research Opportunities: Partners: ACC http://es.epa.gov/ncer/rfa/partners/acc/	101	150	00:00:39
279.	EPA: ORD: NCER: Funding Opportunities http://es.epa.gov/ncer/rfa/2005/2005_childrens_enviro_health.html	101	107	00:01:53
280.	2006 National Mall P3 Award Competition Agenda P3 NCER ORD US EPA http://es.epa.gov/ncer/p3/press/agenda06.html	101	102	00:01:51
281.	EPA: ORD: NCER: Research on Contaminated Sediments http://es.epa.gov/ncer/publications/topical/sediments.html	101	105	00:01:24
282.	EPA: ORD: NCER: Funding Opportunities http://es.epa.gov/ncer/rfa/2005/2005_cont_meas_methods_pm.html	101	102	00:01:34
283.	EPA: ORD: NCER: Funding Opportunities http://es.epa.gov/ncer/rfa/2004/2004_fire_climate.html	100	102	00:01:54
284.	EPA: ORD: NCER: Funding Opportunities: Interpretation of Biomarkers Using Physiologically Based Pharmacokinetic Modeling http://es.epa.gov/ncer/rfa/2006/2006_star_pbk_modeling.html	100	101	00:01:14
285.	EPA: ORD: NCER: STAR Fellowships: Posters http://es.epa.gov/ncer/fellow/gro/newsletter_archive_index.html	100	102	00:01:01
286.	Green Event Strategies National Sustainable Design Expo P3 NCER ORD US EPA http://es.epa.gov/ncer/p3/greenevent.html	100	102	00:02:45
287.	EPA: ORD: NCER: Fellowships: FY 2000 Fellowship Project Disciplines http://es.epa.gov/ncer/fellow/00/	100	115	00:01:29
288.	EPA: ORD: NCER: Funding Opportunities http://es.epa.gov/ncer/rfa/2004/2004_sbir_phase1_pac-swest.html	99	104	00:03:24
289.	EPA: ORD: NCER: TITLE http://es.epa.gov/ncer/rfa/archive/grants/01/endocrine00.html	99	100	00:00:29
290.	Green Technology at the Sustainable Design http://es.epa.gov/ncer/p3/press/may_12_2006downton.html	99	101	00:00:54
291.	EPA: ORD: NCER: Events: Archive http://es.epa.gov/ncer/events/news/2005/	98	103	00:01:35

	Pages	Visits	Views	Average Time Viewed
292.	EPA: ORD: NCER: Publications & Proceedings http://es.epa.gov/ncer/publications/science_forum/	98	107	00:01:34
293.	Environmental SBIR Awards by Other Agencies http://es.epa.gov/ncer/sbir/agency/pp.html	98	105	00:04:25
294.	EPA: ORD: NCER: Events: News http://es.epa.gov/ncer/events/news/2005/11_17_05_feature.html	97	98	00:01:15
295.	Success Stories Technology for a Sustainable Environment Science Topics NCER EPA http://es.epa.gov/ncer/science/tse/success.html	97	99	00:01:43
296.	Making Water Treatment Plants Sustainable P3 NCER ORD US EPA http://es.epa.gov/ncer/p3/success/lehigh.html	97	101	00:02:43
297.	EPA: ORD: NCER: CNS Pilot Projects http://es.epa.gov/ncer/cns/pilots.html	96	98	00:00:36
298.	EPA: ORD: NCER: Funding Opportunities http://es.epa.gov/ncer/rfa/2005/2005_emap_gr_eat_rivers.html	96	97	00:02:59
299.	EPA: ORD: NCER: Funding Opportunities http://es.epa.gov/ncer/rfa/2004/2004_sbir_phase1_poll-prev.html	96	100	00:03:51
300.	EPA: ORD: NCER: Research Opportunities: 2002 STAR Fellowship Archives http://es.epa.gov/ncer/rfa/archive/fellow/fellowarchives2007.html	96	99	00:00:51
Subtotal for rows: 1 - 300		-	111,564	-
Other		-	99,010	-
Total		-	210,574	-

items 1-300 of 2000

Pages

	Pages	Average Time to Serve (ms)
1.	National Center for Environmental Research (NCER) ORD US EPA http://es.epa.gov/ncer/	0
2.	EPA: ORD: NCER: Small Business Innovation Research http://es.epa.gov/ncer/sbir/	0
3.	Funding Opportunities NCER US EPA http://es.epa.gov/ncer/rfa/	0

	Pages	Average Time to Serve (ms)
4.	STAR Fellowships NCER US EPA http://es.epa.gov/ncer/fellow/	0
5.	EPA: ORD: NCER: STAR Grants and Cooperative Agreements http://es.epa.gov/ncer/grants/	0
6.	EPA: ORD: NCER: Funding Opportunities http://es.epa.gov/ncer/rfa/2007/2007_sbir_phase1.html	0
7.	P3 NCER ORD US EPA http://es.epa.gov/ncer/p3/	0
8.	EPA: Nanotechnology http://es.epa.gov/ncer/nano/	0
9.	EPA: ORD: NCER: Funding Opportunities: Fall 2007 EPA Science to Achieve Results (STAR) Fellowships for Graduate Environmental Study http://es.epa.gov/ncer/rfa/2007/2007_star_fellow.html	0
10.	Calendar Events NCER ORD US EPA http://es.epa.gov/ncer/events/	0
11.	Ecological Impacts from the Interactions of Climate Change, Land Use Change and Invasive Species: A Joint Research Solicitation # EPA, USDA Funding Opportunities NCER US EPA http://es.epa.gov/ncer/rfa/2007/2007_star_ecoimpacts.html	0
12.	An Interdisciplinary Approach To Examining The Links Between Social Stressors, Biodiversity And Human Health Funding Opportunities NCER US EPA http://es.epa.gov/ncer/rfa/2007/2007_biodiversity_health.html	0
13.	STAR Grant Forms and Instructions NCER EPA http://es.epa.gov/ncer/rfa/forms/	0
14.	Development and Evaluation of Innovative Approaches for the Quantitative Assessment of Pathogens and Cyanobacteria and Their Toxins in Drinking Water Funding Opportunities NCER US EPA http://es.epa.gov/ncer/rfa/2007/2007_star_drinkingwater.html	0
15.	EPA: ORD: NCER: Guidance & FAQs http://es.epa.gov/ncer/guidance/	0
16.	EPA: ORD: NCER: Other Programs: EPSCoR http://es.epa.gov/ncer/other/	0

	Pages	Average Time to Serve (ms)
17.	EPA: National Center For Environmental Research http://es.epa.gov/ncer/science/	0
18.	EPA: ORD: NCER: Funding Opportunities: Fall 2007 EPA Greater Research Opportunities (GRO) Fellowships for Graduate Environmental Study http://es.epa.gov/ncer/rfa/2007/2007_star_gro_grad.html	0
19.	EPA: ORD: NCER: Publications & Proceedings http://es.epa.gov/ncer/publications/	0
20.	EPA: ORD: NCER: Funding Opportunities http://es.epa.gov/ncer/rfa/2007/2007_p3_4thannual.html	0
21.	EPA: ORD: NCER: About NCER http://es.epa.gov/ncer/about/	0
22.	EPA: ORD: NCER: Collaborative Science and Technology Network for Sustainability (CNS) http://es.epa.gov/ncer/cns/	0
23.	Computational Toxicology Centers: Development Of Predictive Environmental And Biomedical Computer-Based Simulations And Models Funding Opportunities NCER US EPA http://es.epa.gov/ncer/rfa/2007/2007_comp_tox.html	0
24.	EPA: ORD: NCER: Research Results http://es.epa.gov/ncer/results/	0
25.	Research Program Biodiversity & Human Health NCER US EPA http://es.epa.gov/ncer/biodiversity/	0
26.	National Sustainable Design Expo P3 NCER ORD US EPA http://es.epa.gov/ncer/p3/expo/	0
27.	EPA: Nanotechnology: Basic Information http://es.epa.gov/ncer/nano/questions/	0
28.	EPA: ORD: NCER: Funding Opportunities http://es.epa.gov/ncer/rfa/2006/2006_sbir_phase1.html	0
29.	About P3 P3 NCER ORD US EPA http://es.epa.gov/ncer/p3/fact_sheet.html	0
30.	STAA NCER ORD US EPA http://es.epa.gov/ncer/staa/	0

	Pages	Average Time to Serve (ms)
31.	Environmental Protection Agency: National Center For Environmental Research: STAR/GRO Graduate Fellowship FAQs http://es.epa.gov/ncer/guidance/faqs/faq_gro_grad.html	0
32.	2006/2007 P3 Teams P3 NCER ORD US EPA http://es.epa.gov/ncer/p3/current/	0
33.	EPA: ORD: NCER: Funding Opportunities: Fall 2007 EPA Greater Research Opportunities (GRO) Fellowships for Undergraduate Environmental Study http://es.epa.gov/ncer/rfa/2007/2007_star_gro_undergrad.html	0
34.	EPA: Nanotechnology: Science & Technology http://es.epa.gov/ncer/nano/publications/	0
35.	Sources and Atmospheric Formation of Organic Particulate Matter Funding Opportunities NCER US EPA http://es.epa.gov/ncer/rfa/2007/2007_star_organic_pm.html	0
36.	EPA: Nanotechnology http://es.epa.gov/ncer/nano/factsheet/	0
37.	EPA: ORD: NCER: Small Business Innovation Research http://es.epa.gov/ncer/rfa/archive/sbir/	0
38.	EPA: Nanotechnology: Research Projects http://es.epa.gov/ncer/nano/research/	0
39.	Environmental Protection Agency http://es.epa.gov/ncer/fellow/recipients/star_fellow06.html	0
40.	Environmental Protection Agency http://es.epa.gov/ncer/rfa/archive/grants/	0
41.	Environmental Protection Agency http://es.epa.gov/ncer/science/pm/	0
42.	EPA: ORD: NCER: Grants: Recipients List http://es.epa.gov/ncer/grants/recipients_index.html	0
43.	EPA: ORD: NCER: Funding Opportunities http://es.epa.gov/ncer/rfa/2006/2006_gro_fellow.html	0
44.	EPA: ORD: NCER: Events: News http://es.epa.gov/ncer/events/news/2005/04_13_05_feature.html	0
45.	EPA: NCER: Research Centers http://es.epa.gov/ncer/centers/	0

	Pages	Average Time to Serve (ms)
46.	EPA: ORD: NCER: Guidance & FAQs: Frequently Asked Questions http://es.epa.gov/ncer/guidance/faqs.html	0
47.	Environmental Protection Agency http://es.epa.gov/ncer/science/economics/	0
48.	EPA: ORD: NCER: STAR Reports http://es.epa.gov/ncer/publications/starreport/	0
49.	Issues in Tribal Environmental Research and Health Promotion: Novel Approaches for Assessing and Managing Cumulative Risks and Impacts of Global Climate Change Funding Opportunities NCER US EPA http://es.epa.gov/ncer/rfa/2006/2006_star_tribal.html	0
50.	EPA: ORD: NCER: Mercury Research http://es.epa.gov/ncer/publications/topical/mercury.html	0
51.	EPA: ORD: NCER: Research Opportunities: Archive http://es.epa.gov/ncer/rfa/archive/	0
52.	EPA: ORD: NCER: Funding Opportunities: Development of Environmental Health Outcome Indicators http://es.epa.gov/ncer/rfa/2006/2006_star_ep_hi.html	0
53.	EPA: ORD: NCER: Events: News http://es.epa.gov/ncer/events/news/2005/03_08_05_feature.html	0
54.	EPA: Nanotechnology http://es.epa.gov/ncer/nano/solicitation/	0
55.	EPA: ORD: NCER: Events: News http://es.epa.gov/ncer/events/news/2006/09_29_06_p3.html	0
56.	EPA: ORD: NCER: Funding Opportunities http://es.epa.gov/ncer/rfa/2005/2005_star_nano.html	0
57.	EPA: ORD: NCER: Funding Opportunities http://es.epa.gov/ncer/rfa/2006/2006_gro_undergrad_fellow.html	0
58.	Information for Current Grantees P3 NCER ORD US EPA http://es.epa.gov/ncer/p3/teams/	0
59.	http://es.epa.gov/ncer/sbir/07awards/	0
60.	Uncertainty Analyses of Models in Integrated Environmental Assessments Funding Opportunities NCER US EPA http://es.epa.gov/ncer/rfa/2006/2006_star_uncertainty.html	0

	Pages	Average Time to Serve (ms)
61.	EPA: ORD: NCER: Events: Archive http://es.epa.gov/ncer/events/news/	0
62.	EPA: ORD: NCER: EPA SBIR Program Success Stories http://es.epa.gov/ncer/sbir/success/	0
63.	EPA: ORD: NCER: Research on Drinking Water http://es.epa.gov/ncer/publications/topical/drinking.html	0
64.	Sources, Composition, and Health Effects of Coarse Particulate Matter Funding Opportunities NCER US EPA http://es.epa.gov/ncer/rfa/2006/2006_star_coarse_pm.html	0
65.	EPA: ORD: NCER: Progress-Review Workshop Proceedings http://es.epa.gov/ncer/publications/workshop/	0
66.	EPA: ORD: NCER: Funding Opportunities http://es.epa.gov/ncer/rfa/2004/2004_climate_change.html	0
67.	EPA: ORD: NCER: Funding Opportunities http://es.epa.gov/ncer/rfa/2006/2006_star_fellow.html	0
68.	Environmental Protection Agency http://es.epa.gov/ncer/guidance/star_faq.html	0
69.	How to Apply Phase I # Project Development P3 NCER ORD US EPA http://es.epa.gov/ncer/p3/apply/	0
70.	EPA: Nanotechnology http://es.epa.gov/ncer/nano/lectures/	0
71.	EPA: ORD: NCER: Research Opportunities: STAR Fellowship Archives http://es.epa.gov/ncer/rfa/archive/fellow/	0
72.	EPA: ORD: NCER: Small Business Innovation Research http://es.epa.gov/ncer/rfa/archive/sbir/phase1.html	0
73.	EPA: ORD: NCER: Funding Opportunities http://es.epa.gov/ncer/rfa/2006/2006_star_gc_aq.html	0
74.	EPA: ORD: NCER: Research on Mining Impacts http://es.epa.gov/ncer/publications/topical/mining.html	0
75.	EPA: ORD: NCER: Funding Opportunities http://es.epa.gov/ncer/rfa/2005/2005_sbir_phase1.html	0

	Pages	Average Time to Serve (ms)
76.	EPA: ORD: NCER: STAR Research Capsules http://es.epa.gov/ncer/publications/topical/	0
77.	Photo Gallery P3 NCER ORD US EPA http://es.epa.gov/ncer/p3/photo.html	0
78.	Forms P3 NCER ORD US EPA http://es.epa.gov/ncer/P3/forms/	0
79.	Past P3 Projects P3 NCER ORD US EPA http://es.epa.gov/ncer/p3/past/	0
80.	Environmental Protection Agency http://es.epa.gov/ncer/rfa/current/2003_nano.html	0
81.	EPA: ORD: NCER: About NCER: Quick Guide http://es.epa.gov/ncer/about/quickguide.html	0
82.	EPA: Nanotechnology http://es.epa.gov/ncer/nano/newsroom/	0
83.	EPA: NCER: Science Topics: Global Change: Background http://es.epa.gov/ncer/science/globalclimate/	0
84.	EPA: ORD: NCER: Funding Opportunities http://es.epa.gov/ncer/rfa/2006/2006_gro_solicitation.html	0
85.	2005 Project Descriptions and Photos P3 NCER ORD US EPA http://es.epa.gov/ncer/p3/project_websites/2005/2005_phase_1_project_websites.html	0
86.	Environmental Protection Agency http://es.epa.gov/ncer/publications/bibliometrics/tse_grants_highly_cited.html	0
87.	EPA: ORD: NCER: Urban Sprawl Research http://es.epa.gov/ncer/publications/topical/urban.html	0
88.	EPA: NCER: Science Topics: Drinking Water http://es.epa.gov/ncer/science/drinkingwater/	0
89.	EPA: ORD: NCER: Funding Opportunities http://es.epa.gov/ncer/rfa/2006/2006_star_cns.html	0
90.	2006 P3 Award Winners Past P3 Projects P3 NCER ORD US EPA http://es.epa.gov/ncer/p3/project_websites/2006/2006awardwinners.html	0
91.	Become An Exhibitor Information For P3 NCER ORD US EPA http://es.epa.gov/ncer/p3/become_exhibitor.html	0

	Pages	Average Time to Serve (ms)
92.	Environmental Protection Agency http://es.epa.gov/ncer/fellow/recipients/star_fellow04.html	0
93.	EPA: ORD: NCER: Funding Opportunities http://es.epa.gov/ncer/rfa/2005/2005_star_biotech.html	0
94.	EPA: Nanotechnology http://es.epa.gov/ncer/nano/relevant_meetings/	0
95.	EPA: ORD: NCER: Funding Opportunities http://es.epa.gov/ncer/rfa/2004/2005_star_grad_fellow.html	0
96.	Environmental Protection Agency http://es.epa.gov/ncer/fellow/recipients/star_fellow05.html	0
97.	EPA: ORD: NCER: Funding Opportunities http://es.epa.gov/ncer/rfa/2004/2004_collab_science.html	0
98.	P3 and Other Awards Ceremony P3 NCER ORD US EPA http://es.epa.gov/ncer/p3/ceremony/	0
99.	EPA: ORD: NCER: Funding Opportunities http://es.epa.gov/ncer/rfa/2004/2004_manufactured_nano.html	0
100.	EPA: ORD: NCER: Publications: SBIR http://es.epa.gov/ncer/publications/sbir/	0
101.	P3 Award Winners and Successes P3 NCER ORD US EPA http://es.epa.gov/ncer/p3/success/	0
102.	Biomarkers Summary Report NEWS EVENTS NCER ORD US EPA http://es.epa.gov/ncer/events/news/2007/02_09_07_feature.html	0
103.	EPA: Nanotechnology: Research Projects: Toxicology http://es.epa.gov/ncer/nano/research/nano_tox.html	0
104.	EPA: ORD: NCER: Remediation Research http://es.epa.gov/ncer/publications/topical/remediation.html	0
105.	EPA: ORD: NCER: Small Business Innovation Research http://es.epa.gov/ncer/sbir/workshops.html	0
106.	Environmental Protection Agency http://es.epa.gov/ncer/fellow/recipients/gro_fellow06.html	0
107.	Background/About TSE Technology for a Sustainable Environment Science Topics NCER EPA http://es.epa.gov/ncer/science/tse/	0

	Pages	Average Time to Serve (ms)
108.	EPA: ORD: NCER: Characterizing Risk at Metal Finishing Facilities http://es.epa.gov/ncer/publications/archive/csidoc.html	0
109.	EPA: ORD: NCER: Guidance & FAQs http://es.epa.gov/ncer/guidance/qa.html	0
110.	Environmental Protection Agency http://es.epa.gov/ncer/fellow/recipients/star_fellow03.html	0
111.	EPA: ORD: NCER: Environmental Research Grant Announcements http://es.epa.gov/ncer/rfa/archive/grants/06/	0
112.	EPA: ORD: NCER: Events: News http://es.epa.gov/ncer/events/news/2003/01_15_03a.html	0
113.	EPA: ORD: NCER: Funding Opportunities http://es.epa.gov/ncer/rfa/2006/2006_star_cafos.html	0
114.	2006-2007 GRO Undergraduate Fellowships STAR Fellowships NCER US EPA http://es.epa.gov/ncer/fellow/recipients/gro_undergrad_fellow06.html	0
115.	EPA: NCER: P3: People, Prosperity and the Planet Student Design Competition for Sustainability: A National Student Design Competition for Sustainability focusing on People, Prosperity, and the Planet http://es.epa.gov/ncer/p3/designs_sustain_rfp_2005.html	0
116.	Current Partners Information for Partners P3 NCER ORD US EPA http://es.epa.gov/ncer/p3/partners/	0
117.	EPA: ORD: NCER: 2007 GRO Guidance & FAQs: Frequently Asked Questions http://es.epa.gov/ncer/guidance/faqs/faq_gro_undergrad.html	0
118.	EPA: ORD: NCER: Funding Opportunities http://es.epa.gov/ncer/rfa/2004/2004_low_dose.html	0
119.	EPA: ORD: NCER: Funding Opportunities http://es.epa.gov/ncer/rfa/2004/2004_pm_research.html	0
120.	EPA: ORD: NCER: Funding Opportunities http://es.epa.gov/ncer/rfa/2004/2005_gro_undergrad_fellow.html	0
121.	EPA: Nanotechnology http://es.epa.gov/ncer/nano/links/	0

	Pages	Average Time to Serve (ms)
122.	Table of Contents http://es.epa.gov/ncer/sbir/program/	0
123.	EPA: ORD: NCER: Funding Opportunities http://es.epa.gov/ncer/rfa/2005/2005_nonlinear_responses.html	0
124.	2004 P3 Projects Past P3 Projects P3 NCER ORD US EPA http://es.epa.gov/ncer/p3/project_websites/2004_project_websites.html	0
125.	EPA: ORD: NCER: Funding Opportunities http://es.epa.gov/ncer/rfa/2006/2006_p3.html	0
126.	EPA: ORD: NCER: Funding Opportunities http://es.epa.gov/ncer/rfa/2004/2004_sbir_phase1.html	0
127.	EPA: ORD: NCER: Funding Opportunities http://es.epa.gov/ncer/rfa/2005/2005_ecohab.html	0
128.	National Sustainable Design Expo Co-Sponsors Information For P3 NCER ORD US EPA http://es.epa.gov/ncer/p3/info/cosponsors.html	0
129.	Environmental Protection Agency http://es.epa.gov/ncer/publications/nano/	0
130.	EPA: ORD: NCER: Funding Opportunities http://es.epa.gov/ncer/rfa/2004/2004_aqua_syms.html	0
131.	EPA: ORD: NCER: TITLE http://es.epa.gov/ncer/rfa/archive/grants/01/empact01.html	0
132.	EPA: ORD: NCER: Events: Archive http://es.epa.gov/ncer/events/news/2006/	0
133.	EPA: ORD: NCER: Events: News http://es.epa.gov/ncer/events/news/2007/01_30_07_feature.html	0
134.	EPA: ORD: NCER: Research on Pesticide Bio- and Phytoremediation http://es.epa.gov/ncer/publications/topical/biopest.html	0
135.	EPA: ORD: NCER: Fellowships http://es.epa.gov/ncer/fellow/abstracts/	0
136.	2006 Newsroom P3 NCER ORD US EPA http://es.epa.gov/ncer/p3/news.html	0
137.	EPA: ORD: NCER: Centers http://es.epa.gov/ncer/centers/airpm/sab/report.html	0

	Pages	Average Time to Serve (ms)
138.	EPA: ORD: NCER: Guidance & FAQs: Acknowledgement of EPA Support http://es.epa.gov/ncer/guidance/star_images.html	0
139.	EPA: ORD: NCER: NOx Research http://es.epa.gov/ncer/publications/topical/nox.html	0
140.	EPA: ORD: NCER: STAR Program Handouts: STAR Program Handouts http://es.epa.gov/ncer/publications/handouts/	0
141.	EPA: ORD: NCER: Funding Opportunities http://es.epa.gov/ncer/rfa/2004/2005_grad_fellow.html	0
142.	EPA: ORD: NCER: Fellowships: About Undergraduate MAI http://es.epa.gov/ncer/fellow/gro/	0
143.	EPA: ORD: NCER: Pathogens in Water http://es.epa.gov/ncer/publications/topical/pathogens.html	0
144.	Current STAA Competition STAA NCER ORD US EPA http://es.epa.gov/ncer/staa/annual/2007/current_comp.html	0
145.	EPA: NCER: Research Opportunities - Post-Doctoral Research Positions http://es.epa.gov/ncer/rfa/postdoc.html	0
146.	EPA: ORD: NCER: Research Opportunities http://es.epa.gov/ncer/rfa/current/2004_grad_fellow.html	0
147.	EPA: NCER: P3: People, Prosperity and the Planet Student Design Competition for Sustainability: A National Student Design Competition for Sustainability focusing on People, Prosperity, and the Planet http://es.epa.gov/ncer/p3/designs_sustain_rfp.html	0
148.	EPA: ORD: NCER: Environmental Science and Engineering Fellows Program http://es.epa.gov/ncer/publications/archive/aaas97.html	0
149.	EPA: ORD: NCER: Events: Archive http://es.epa.gov/ncer/events/news/2007/	0
150.	EPA: ORD: NCER: Funding Opportunities http://es.epa.gov/ncer/rfa/2004/2004_air_poll_em.html	0
151.	EPA: ORD: NCER: Fellowships: 2001 Graduate Fellowships http://es.epa.gov/ncer/fellow/recipients/star_fellow01.html	0

	Pages	Average Time to Serve (ms)
152.	EPA: ORD: NCER: Fellowships: 2000 STAR Graduate Fellowships http://es.epa.gov/ncer/fellow/recipients/fellow00.html	0
153.	EPA: ORD: NCER: Events: News http://es.epa.gov/ncer/events/news/2007/01_05_07_newsrelease.html	0
154.	EPA: ORD: NCER: Fellowships: 1997 Graduate Fellowships http://es.epa.gov/ncer/fellow/recipients/97felltbl.html	0
155.	EPA: ORD: NCER: Funding Opportunities http://es.epa.gov/ncer/rfa/2004/2004_ecohab.html	0
156.	EPA: ORD: NCER: Centers http://es.epa.gov/ncer/centers/eagles/	0
157.	EPA: ORD: NCER: Research Opportunities: Current RFA http://es.epa.gov/ncer/rfa/current/2003_mai_grad.html	0
158.	EPA: ORD: NCER: SBIR: Lists of Awards http://es.epa.gov/ncer/sbir/awards/	0
159.	Media Info For P3 NCER ORD US EPA http://es.epa.gov/ncer/p3/info/media.html	0
160.	EPA: ORD: NCER: Fellowships: 1999 STAR Graduate Fellowships http://es.epa.gov/ncer/fellow/recipients/fellow99.html	0
161.	Environmental Protection Agency http://es.epa.gov/ncer/rfa/current/2003_enviro_stat.html	0
162.	EPA: ORD: NCER: Publications Archive http://es.epa.gov/ncer/publications/archive/	0
163.	Environmental Protection Agency http://es.epa.gov/ncer/rfa/current/2003_comptox.html	0
164.	EPA: ORD: NCER: Funding Opportunities http://es.epa.gov/ncer/rfa/2004/2004_glakes_foodweb.html	0
165.	EPA: ORD: NCER: Other Programs: Archive http://es.epa.gov/ncer/other/archive/	0
166.	EPA: ORD: NCER: Fellowships: 1996 Graduate Fellowships http://es.epa.gov/ncer/fellow/recipients/96felltbl.html	0

	Pages	Average Time to Serve (ms)
167.	EPA: ORD: NCER: Research on Water Treatment for Pesticide Removal and the Impacts of Agriculture on Water Quality http://es.epa.gov/ncer/publications/topical/pesticide.html	0
168.	http://es.epa.gov/ncer/rfa/2004/2004_sustainability_engineering_curricula.html	0
169.	EPA: ORD: NCER: SBIR http://es.epa.gov/ncer/rfa/current/sbir_phase1.html	0
170.	EPA: ORD: NCER: Fellowships: 2001 MAI Graduate Fellowships http://es.epa.gov/ncer/fellow/recipients/mai_fellow02.html	0
171.	Environmental Protection Agency http://es.epa.gov/ncer/publications/meetings/	0
172.	EPA: ORD: NCER: Funding Opportunities http://es.epa.gov/ncer/rfa/2005/2005_decision_support_sys.html	0
173.	Research Solicitation Biodiversity & Human Health NCER US EPA http://es.epa.gov/ncer/biodiversity/solicitation.html	0
174.	EPA: ORD: NCER: Fellowships: 1998 STAR Graduate Fellowships http://es.epa.gov/ncer/fellow/recipients/fellow98.html	0
175.	EPA: ORD: NCER: Fellowships: 1995 Graduate Fellowships http://es.epa.gov/ncer/fellow/recipients/felltbl.html	0
176.	EPA: Nanotechnology: Research Projects: Green Nanotechnology http://es.epa.gov/ncer/nano/research/nano_green.html	0
177.	EPA: ORD: NCER: Events: News http://es.epa.gov/ncer/events/news/2003/nas_special.html	0
178.	Environmental Protection Agency http://es.epa.gov/ncer/fellow/recipients/gro_undergrad_fellow05.html	0
179.	Phase II - P3 Award Winners P3 NCER ORD US EPA http://es.epa.gov/ncer/p3/award_winners.html	0
180.	EPA: ORD: NCER: Funding Opportunities http://es.epa.gov/ncer/rfa/2004/2004_source_pm.html	0
181.	EPA: ORD: NCER: Dioxin Research http://es.epa.gov/ncer/publications/topical/dioxin.html	0

	Pages	Average Time to Serve (ms)
182.	Environmental Protection Agency http://es.epa.gov/ncer/fellow/recipients/gro_fellow05.html	0
183.	EPA: ORD: NCER: Funding Opportunities http://es.epa.gov/ncer/rfa/current/2004_arsenic.html	0
184.	EPA: ORD: NCER: STAR Fellowships: Posters http://es.epa.gov/ncer/fellow/posters/2004_star_grad_fellow_conf_posters.html	0
185.	EPA: ORD: NCER: Events: News http://es.epa.gov/ncer/events/news/2007/02_28_07_award.html	0
186.	EPA: ORD: NCER: STAR Fellowships: Posters http://es.epa.gov/ncer/fellow/posters/	0
187.	Environmental Protection Agency:NCER: Fellowship http://es.epa.gov/ncer/fellow/recipients/gro_fellow03.html	0
188.	Consequences of Global Change for Air Quality Progress Review EVENTS Global Change Science Topics NCER ORD EPA http://es.epa.gov/ncer/science/globalclimate/02_22_07_event.html	0
189.	EPA: ORD: NCER: Funding Opportunities http://es.epa.gov/ncer/rfa/2004/2004_gro_bio_accum.html	0
190.	Information For P3 NCER ORD US EPA http://es.epa.gov/ncer/p3/info/	0
191.	Grant Recipients P3 NCER ORD US EPA http://es.epa.gov/ncer/p3/grantrecip.html	0
192.	Environmental Protection Agency http://es.epa.gov/ncer/fellow/recipients/gro_fellow04.html	0
193.	Environmental Protection Agency http://es.epa.gov/ncer/fellow/recipients/mai_fellow_98_under.htm	0
194.	EPA: ORD: NCER: Environmental Research Grant Announcements http://es.epa.gov/ncer/rfa/archive/grants/07/	0
195.	EPA: Nanotechnology: Research Projects: Remediation http://es.epa.gov/ncer/nano/research/nano_remediation.html	0

	Pages	Average Time to Serve (ms)
196.	Related Links Biodiversity & Human Health NCER US EPA http://es.epa.gov/ncer/biodiversity/links.html	0
197.	EPA: ORD: NCER: Funding Opportunities http://es.epa.gov/ncer/rfa/current/2004_gro_undergrad_fellow.html	0
198.	EPA: ORD: NCER: Small Business Innovation Research http://es.epa.gov/ncer/sbir/presentations.html	0
199.	EPA: ORD: NCER: Publications: Terms and Conditions http://es.epa.gov/ncer/publications/terms/tscs99.html	0
200.	EPA: ORD: NCER: Research Opportunities: Exploratory Research to Anticipate Future Environmental Issues http://es.epa.gov/ncer/rfa/archive/grants/01/futures.html	0
201.	Environmental Protection Agency http://es.epa.gov/ncer/fellow/recipients/mai_fellow_03_under.htm	0
202.	EPA: ORD: NCER: Ecological Assessment and Indicators Research http://es.epa.gov/ncer/publications/topical/ecoass.html	0
203.	EPA: ORD: NCER: Fellowships: 2001 MAI Graduate Fellowships http://es.epa.gov/ncer/fellow/recipients/mai_fellow01.html	0
204.	EPA: ORD: NCER: Funding Opportunities http://es.epa.gov/ncer/rfa/2005/2005_hsa_impacts_research.html	0
205.	EPA: ORD: NCER: Research Opportunities: Joint Program on Phytoremediation http://es.epa.gov/ncer/rfa/archive/grants/01/phytore00.html	0
206.	Environmental Protection Agency http://es.epa.gov/ncer/fellow/recipients/mai_fellow_99_under.htm	0
207.	EPA: ORD: NCER: Events: Participants: Workshop on Pharmaceuticals in the Environment http://es.epa.gov/ncer/publications/meetings/8-23-2005/participants.html	0
208.	Information for Partners Info For P3 NCER ORD US EPA http://es.epa.gov/ncer/p3/info/partners.html	0
209.	Environmental Protection Agency http://es.epa.gov/ncer/fellow/recipients/mai_fellow_02_under.htm	0

	Pages	Average Time to Serve (ms)
■ 210.	EPA: ORD: NCER: Research Opportunities: Assessing the Consequences of Global Change for Air Quality: Sensitivity of U.S. air quality to climate change and future global impacts http://es.epa.gov/ncer/rfa/archive/grants/02/02globalimpact.html	0
■ 211.	EPA: ORD: NCER: Events: News http://es.epa.gov/ncer/events/news/2006/07_10_06_people.html	0
■ 212.	Environmental Protection Agency http://es.epa.gov/ncer/fellow/recipients/mai_fellow_97_under.htm	0
■ 213.	EPA: ORD: NCER: Fellowships http://es.epa.gov/ncer/fellow/recipients/mai_fellow_01_under.html	0
■ 214.	EPA: ORD: NCER: Funding Opportunities http://es.epa.gov/ncer/rfa/2004/2004_biomarkers.html	0
■ 215.	EPA: ORD: NCER: Events: News http://es.epa.gov/ncer/events/news/2006/10_25_06_people.html	0
■ 216.	EPA: ORD: NCER: Research Opportunities: Environmental Futures Research in Nanoscale Science, Engineering and Technology http://es.epa.gov/ncer/rfa/archive/grants/02/02nanotech.html	0
■ 217.	Peer Review Phase I # Project Development P3 NCER ORD US EPA http://es.epa.gov/ncer/p3/peerreview.html	0
■ 218.	EPA: ORD: NCER: Funding Opportunities http://es.epa.gov/ncer/rfa/2006/2006_star_methodological.html	0
■ 219.	EPA: ORD: NCER: Events: News http://es.epa.gov/ncer/events/news/2006/06_06_06_award.html	0
■ 220.	Market Mechanisms and Incentives: Case Studies and Experimental Testbeds for New Environmental Trading Programs Funding Opportunities NCER US EPA http://es.epa.gov/ncer/rfa/2006/2006_star_mmi.html	0
■ 221.	EPA: ORD: NCER: Algal Bloom Research http://es.epa.gov/ncer/publications/topical/algal.html	0
■ 222.	EPA: ORD: NCER: Events: News http://es.epa.gov/ncer/events/news/2006/06_08_06_award.html	0

	Pages	Average Time to Serve (ms)
223.	EPA: ORD: NCER: Research Opportunities: Assessing the Consequences of Global Change for Aquatic Ecosystems: Climate, Land Use, and UV Radiation http://es.epa.gov/ncer/rfa/archive/grants/01/global01.html	0
224.	EPA: ORD: NCER: Events: News http://es.epa.gov/ncer/events/news/2006/06_14_06_award.html	0
225.	EPA: ORD: NCER: Events: Agenda http://es.epa.gov/ncer/events/calendar/2007/apr5/agenda.html	0
226.	Environmental Protection Agency http://es.epa.gov/ncer/fellow/recipients/mai_fellow_00_under.html	0
227.	Other Sustainability Resources P3 NCER ORD US EPA http://es.epa.gov/ncer/p3/other/	0
228.	EPA: ORD: NCER: Research Opportunities: Assessing the Consequences of Interactions between Human Activities and a Changing Climate http://es.epa.gov/ncer/rfa/archive/grants/00/00humanrfa.html	0
229.	http://es.epa.gov/ncer/publications/bibliometrics/	0
230.	EPA: ORD: NCER: Funding Opportunities http://es.epa.gov/ncer/rfa/2004/2004_corporate.html	0
231.	Environmental Protection Agency http://es.epa.gov/ncer/fellow/recipients/gro_fellow_04_under.html	0
232.	EPA: ORD: NCER: STANDARD INSTRUCTIONS FOR SUBMITTING A STAR APPLICATION http://es.epa.gov/ncer/rfa/forms/standinstr.html	0
233.	EPA: ORD: NCER: CNS: EPA Collaborative Community and Regional Programs http://es.epa.gov/ncer/cns/programs.html	0
234.	EPA: ORD: NCER: Events: News http://es.epa.gov/ncer/events/news/2006/12_14_06_feature.html	0
235.	EPA: ORD: NCER: Pesticides and Human Health Research http://es.epa.gov/ncer/publications/topical/pesthr.html	0

	Pages	Average Time to Serve (ms)
236.	EPA: ORD: NCER: Events: News http://es.epa.gov/ncer/events/news/2006/11_08_06_people.html	0
237.	EPA: ORD: NCER: Funding Opportunities http://es.epa.gov/ncer/rfa/2005/2005_pathogens_drinking_water.html	0
238.	Environmental Protection Agency http://es.epa.gov/ncer/science/economics/economics.html	0
239.	EPA: ORD: NCER: Events: Archive http://es.epa.gov/ncer/events/news/2002/	0
240.	EPA: ORD: NCER: Research Opportunities: Current RFA http://es.epa.gov/ncer/rfa/current/2003_child_health.html	0
241.	EPA: ORD: NCER: Funding Opportunities http://es.epa.gov/ncer/rfa/2004/2004early_indicators.html	0
242.	EPA: NCER: P3 http://es.epa.gov/ncer/p3recipients/2005/	0
243.	EPA: ORD: NCER: Funding Opportunities http://es.epa.gov/ncer/rfa/2006/2006_oth_coop_training.html	0
244.	EPA: ORD: NCER: Research Opportunities: Current RFA http://es.epa.gov/ncer/rfa/current/2003arsenic.html	0
245.	EPA: NCER: Science Topics: Drinking Water: Research Results http://es.epa.gov/ncer/science/drinkingwater/results.html	0
246.	EPA: Nanotechnology: Research Projects: Sensors http://es.epa.gov/ncer/nano/research/nano_sensors.html	0
247.	2005 Level III Scientific And Technological Achievement Awards (STAA) STAA Environmental Protection Agency http://es.epa.gov/ncer/staa/annual/2006/level3.html	0
248.	EPA: ORD: NCER: Fellowships: Testimonials http://es.epa.gov/ncer/fellow/testimonials/	0
249.	EPA: ORD: NCER: Funding Opportunities http://es.epa.gov/ncer/rfa/2004/2004_risk_assessment.html	0
250.	EPA: ORD: NCER: Funding Opportunities http://es.epa.gov/ncer/rfa/2004/2004_nano.html	0

	Pages	Average Time to Serve (ms)
251.	Additional Awards P3 Award Competition P3 NCER ORD US EPA http://es.epa.gov/ncer/p3/addawards.html	0
252.	EPA: ORD: NCER: Research Opportunities: Lifestyle and Cultural Practices of Tribal Populations and Risks from Toxic Substances in the Environment http://es.epa.gov/ncer/rfa/archive/grants/02/02trib_risk.html	0
253.	Environmental Protection Agency http://es.epa.gov/ncer/rfa/current/sbir_phaseI_western.html	0
254.	EPA: ORD: NCER: Funding Opportunities http://es.epa.gov/ncer/rfa/2004/2004_sbir_phase1_haz-waste.html	0
255.	EPA: ORD: NCER: Fellowships: Minority Academic Institutions (MAI) Fellowships for Graduate Environmental Study (2000) http://es.epa.gov/ncer/fellow/recipients/mai_graduated_fellow00.html	0
256.	2005 Honorable Mentions STAA NCER ORD US EPA http://es.epa.gov/ncer/staa/annual/2006/honorable.html	0
257.	EPA: ORD: NCER: Research Opportunities: Current RFA http://es.epa.gov/ncer/rfa/current/2003_technology_epa_nsf.html	0
258.	EPA: ORD: NCER: Research Opportunities: 2000 Minority Academic Institutions Undergraduate Student Fellowships http://es.epa.gov/ncer/rfa/archive/fellow/undgrad.html	0
259.	Past P3 Projects by Topic Past P3 Projects P3 NCER ORD US EPA http://es.epa.gov/ncer/p3/abtable1.html	0
260.	P3 Newsroom Archive 2006 Newsroom P3 NCER ORD US EPA http://es.epa.gov/ncer/p3/press/	0
261.	EPA: ORD: NCER: Funding Opportunities http://es.epa.gov/ncer/rfa/2005/2005_tropospheric_air_pollution.html	0
262.	EPA: ORD: NCER: Grant Results Overviews http://es.epa.gov/ncer/publications/overview/	0
263.	EPA: ORD: NCER: Events: Archive http://es.epa.gov/ncer/events/news/2004/	0

	Pages	Average Time to Serve (ms)
264.	Partner Programs Biodiversity & Human Health NCER US EPA http://es.epa.gov/ncer/biodiversity/programs.html	0
265.	EPA: ORD: NCER: Research Opportunities: Biomarkers for the Assessment of Exposure and Toxicity in Children http://es.epa.gov/ncer/rfa/archive/grants/00/kids2000.html	0
266.	EPA: ORD: NCER: Small Business Innovation Research http://es.epa.gov/ncer/sbir/sbir_phase1_2002.html	0
267.	Interdisciplinary Forum and Workshop Biodiversity & Human Health NCER US EPA http://es.epa.gov/ncer/biodiversity/workshop.html	0
268.	EPA: ORD: NCER: Funding Opportunities http://es.epa.gov/ncer/rfa/2004/2004_valuation.html	0
269.	EPA: ORD: NCER: Funding Opportunities http://es.epa.gov/ncer/rfa/current/2004_gro_grad_fellow.html	0
270.	EPA: ORD: NCER: CNS Solicitations http://es.epa.gov/ncer/cns/solicit.html	0
271.	Environmental Protection Agency http://es.epa.gov/ncer/rfa/current/2003_market_mech.html	0
272.	EPA: ORD: NCER: Funding Opportunities http://es.epa.gov/ncer/rfa/2005/2005_vep.html	0
273.	EPA: ORD: NCER: Research on PCBs http://es.epa.gov/ncer/publications/topical/pcb.html	0
274.	EPA: ORD: NCER: Funding Opportunities http://es.epa.gov/ncer/rfa/2005/2005_ebd_rfa.html	0
275.	EPA: ORD: NCER: Environmental Research Grant Announcements http://es.epa.gov/ncer/rfa/archive/grants/05/	0
276.	EPA: ORD: NCER: Research Opportunities: Current RFA http://es.epa.gov/ncer/rfa/current/2003_mai_under.html	0
277.	EPA: ORD: NCER: Research Opportunities: Technology for a Sustainable Environment http://es.epa.gov/ncer/rfa/archive/grants/01/tse01.html	0

	Pages	Average Time to Serve (ms)
278.	EPA: ORD: NCER: Research Opportunities: Partners: ACC http://es.epa.gov/ncer/rfa/partners/acc/	0
279.	EPA: ORD: NCER: Funding Opportunities http://es.epa.gov/ncer/rfa/2005/2005_childrens_enviro_health.html	0
280.	2006 National Mall P3 Award Competition Agenda P3 NCER ORD US EPA http://es.epa.gov/ncer/p3/press/agenda06.html	0
281.	EPA: ORD: NCER: Research on Contaminated Sediments http://es.epa.gov/ncer/publications/topical/sediments.html	0
282.	EPA: ORD: NCER: Funding Opportunities http://es.epa.gov/ncer/rfa/2005/2005_cont_meas_methods_pm.html	0
283.	EPA: ORD: NCER: Funding Opportunities http://es.epa.gov/ncer/rfa/2004/2004_fire_climate.html	0
284.	EPA: ORD: NCER: Funding Opportunities: Interpretation of Biomarkers Using Physiologically Based Pharmacokinetic Modeling http://es.epa.gov/ncer/rfa/2006/2006_star_pbk_modeling.html	0
285.	EPA: ORD: NCER: STAR Fellowships: Posters http://es.epa.gov/ncer/fellow/gro/newsletter_archive_index.html	0
286.	Green Event Strategies National Sustainable Design Expo P3 NCER ORD US EPA http://es.epa.gov/ncer/p3/greenevent.html	0
287.	EPA: ORD: NCER: Fellowships: FY 2000 Fellowship Project Disciplines http://es.epa.gov/ncer/fellow/00/	0
288.	EPA: ORD: NCER: Funding Opportunities http://es.epa.gov/ncer/rfa/2004/2004_sbir_phase1_pac-swest.html	0
289.	EPA: ORD: NCER: TITLE http://es.epa.gov/ncer/rfa/archive/grants/01/endocrine00.html	0
290.	Green Technology at the Sustainable Design http://es.epa.gov/ncer/p3/press/may_12_2006dow.html	0
291.	EPA: ORD: NCER: Events: Archive http://es.epa.gov/ncer/events/news/2005/	0

	Pages	Average Time to Serve (ms)
292.	EPA: ORD: NCER: Publications & Proceedings http://es.epa.gov/ncer/publications/science_forum/	0
293.	Environmental SBIR Awards by Other Agencies http://es.epa.gov/ncer/sbir/agency/pp.html	0
294.	EPA: ORD: NCER: Events: News http://es.epa.gov/ncer/events/news/2005/11_17_05_feature.html	0
295.	Success Stories Technology for a Sustainable Environment Science Topics NCER EPA http://es.epa.gov/ncer/science/tse/success.html	0
296.	Making Water Treatment Plants Sustainable P3 NCER ORD US EPA http://es.epa.gov/ncer/p3/success/lehigh.html	0
297.	EPA: ORD: NCER: CNS Pilot Projects http://es.epa.gov/ncer/cns/pilots.html	0
298.	EPA: ORD: NCER: Funding Opportunities http://es.epa.gov/ncer/rfa/2005/2005_emap_gr eat_rivers.html	0
299.	EPA: ORD: NCER: Funding Opportunities http://es.epa.gov/ncer/rfa/2004/2004_sbir_phase1_poll-prev.html	0
300.	EPA: ORD: NCER: Research Opportunities: 2002 STAR Fellowship Archives http://es.epa.gov/ncer/rfa/archive/fellow/fellowarchives2007.html	0
	Subtotal for rows: 1 - 300	-
	Other	-
	Total	-

items 1-300 of 2000

Pages - Help Card



Column Definitions

Pages

Any displayed page. You can specify for each profile the types of files that qualify as a page. These settings can be changed by the WebTrends administrator.

Visits

Number of visits to this page. A visit is a series of actions that begins when a visitor views the first page from the server, and ends when the visitor leaves the site or remains idle beyond the idle-time limit. The default idle-time limit is thirty minutes. This time limit can be changed by the system administrator.

Views

Number of times this page was viewed by visitors.

Average Time Viewed

Average length of time the specified page was viewed. (The format is hh:mm:ss - hours:minutes:seconds.)

Average Time to Serve

Average amount of time (in milliseconds) it took to serve each document during the specified time interval. The time to serve spans from the time the server got a page request until it transmitted all the data.

Note: Zero values in this column probably indicates that your web server is not logging Time to Serve information.



Report Descriptions

Pages with good content and design are more likely to attract visitors and be revisited. Less popular pages on a site can be made more appealing by improving the content or incorporating design elements similar to that on the more important pages. Always remember that people are far more interested in content than in design, and average view times can help determine which content is most important to your visitors.

Content Groups

This report identifies the most popular groups of web site pages and how often they were visited.

Content Groups Trend

No data is available for this graph.

Content Groups

No data is available for this graph.

Content Groups

No data is available for this table.

Content Groups - Help Card



Column Definitions

Content Group

A defined group of web pages with specific things in common, such as the same types of products, services, or information.

Visits

Number of visits where the visitor viewed at least one page in the specified content group. A visit is a series of actions that begins when a visitor views their first page from the server, and ends when the visitor leaves the site or remains idle beyond the idle-time limit. The default idle-time limit is thirty minutes. This time limit can be changed by the system administrator.

Hits

Each file requested by a visitor registers as a hit. There can be several hits on each page. While the volume of hits reflects the amount of server traffic, it is not an accurate reflection of the number of pages viewed.



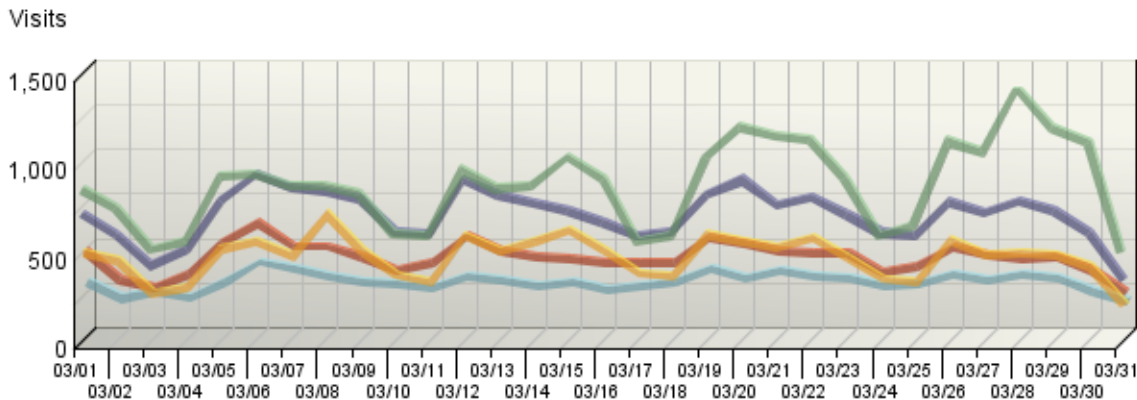
Report Descriptions

The information on this page can show you which content groups were most popular. This will reveal the reasons people visit your web site, and what is most interesting and least interesting to them.

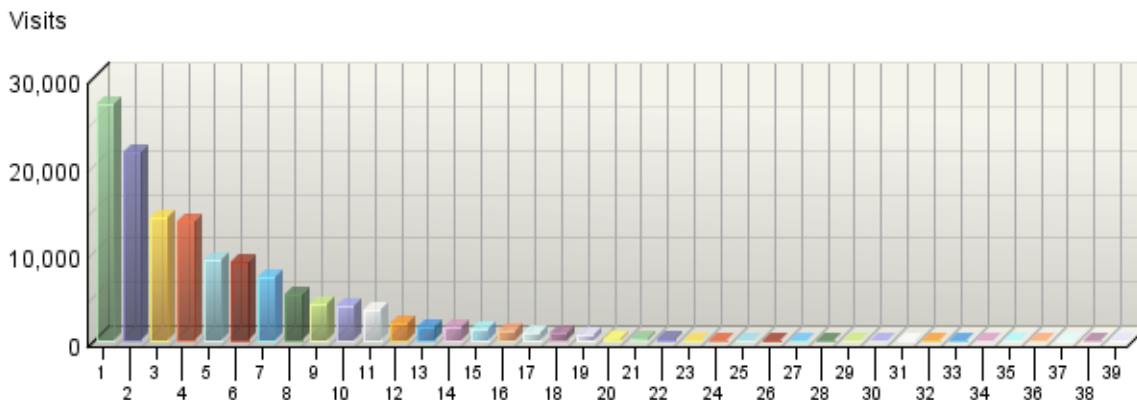
Directories

This report lists the most commonly accessed directories on your web site. This information can help determine the types of data most often requested.

Directories Trend



Directories



Directories

	Path To Directory	Visits	Hits	Kbytes Transferred
1.	http://es.epa.gov/ncer/rfa	27,031	55,802	3,631,670
2.	http://es.epa.gov/ncer/publications	21,528	82,703	31,078,522
3.	http://es.epa.gov/ncer/sbir	13,915	25,244	1,574,851
4.	http://es.epa.gov/ncer/fellow	13,585	33,609	2,252,177

	Path To Directory	Visits	Hits	Kbytes Transferred
5.	http://es.epa.gov/ncer/p3	9,188	26,927	584,924
6.	http://es.epa.gov/ncer/events	8,948	30,050	1,658,336
7.	http://es.epa.gov/ncer/	7,159	10,652	301,785
8.	http://es.epa.gov/ncer/nano	5,359	24,238	2,868,930
9.	http://es.epa.gov/ncer/index_files	4,126	4,766	124,793
10.	http://es.epa.gov/ncer/science	4,005	11,389	1,289,438
11.	http://es.epa.gov/ncer/grants	3,532	4,372	148,551
12.	http://es.epa.gov/ncer/guidance	1,898	3,132	102,375
13.	http://es.epa.gov/ncer/biodiversity	1,548	3,407	146,141
14.	http://es.epa.gov/ncer/centers	1,485	4,468	140,186
15.	http://es.epa.gov/ncer/staa	1,344	2,745	64,862
16.	http://es.epa.gov/ncer/results	1,013	1,783	36,337
17.	http://es.epa.gov/ncer/other	877	1,096	76,470
18.	http://es.epa.gov/ncer/cns	849	1,545	35,309
19.	http://es.epa.gov/ncer/about	718	942	20,305
20.	http://es.epa.gov/ncer/news	297	309	1,339
21.	http://es.epa.gov/ncer/early	226	251	370
22.	http://es.epa.gov/ncer/p3recipients	110	202	1,397
23.	http://es.epa.gov/ncer/images	82	110	130
24.	http://es.epa.gov/ncer/recipients	79	147	1,184
25.	http://es.epa.gov/ncer/06fellowships	69	95	1,013
26.	http://es.epa.gov/ncer/nano2005	53	101	728
27.	http://es.epa.gov/ncer/2005bioinformatics	53	65	582
28.	http://es.epa.gov/ncer/briefings	52	304	23,116
29.	http://es.epa.gov/ncer/tse	33	66	52
30.	http://es.epa.gov/ncer/progress	33	64	582
31.	http://es.epa.gov/ncer/epscor	33	38	594
32.	http://es.epa.gov/ncer/pdf	27	32	64
33.	http://es.epa.gov/ncer/05drinkingwater	26	26	297
34.	http://es.epa.gov/ncer/05childbiomarker	21	46	344
35.	http://es.epa.gov/ncer/mailing	5	5	65
36.	http://es.epa.gov/	3	4	47
37.	http://es.epa.gov/ncer/test	2	2	469
38.	http://es.epa.gov/ncer/final	2	7	0
39.	http://es.epa.gov/ncer/tsegrants	1	1	225
Total		-	330,745	46,168,542

items 1-39 of 39

Directories - Help Card



Column Definitions

Path to Directory

The full URL path to the directory being analyzed.

Visits

Number of visits to pages within the specified directory. A visit is a series of actions that begins when a visitor views their first page from the server, and ends when the visitor leaves the site or remains idle beyond the idle-time limit. The default idle-time limit is thirty minutes. This time limit can be changed by the system administrator.

Hits

Each file requested by a visitor registers as a hit. There can be several hits on each page. While the volume of hits reflects the amount of server traffic, it is not an accurate reflection of the number of pages viewed.

Kbytes Transferred

Number of kilobytes of data transferred by the server from the specified directory to your visitors.



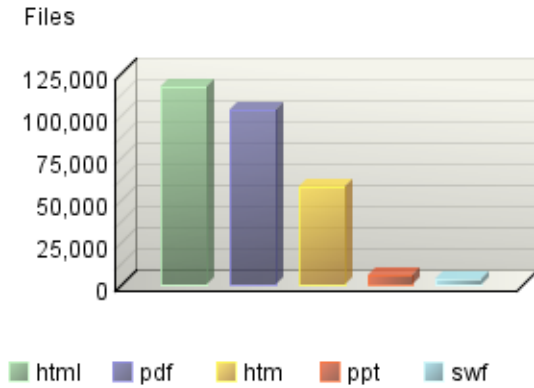
Report Descriptions

This report indicates the content visitors are most interested in. Use this information to determine which content areas to develop further, which areas to focus on less, and how you can arrange your content most effectively. If the table is sorted by kilobytes of data transferred, this page reveals what kind of data the server spends the most time transferring, and may suggest different ways to organize your data, or different ways to distribute the server load if you have more than one server.

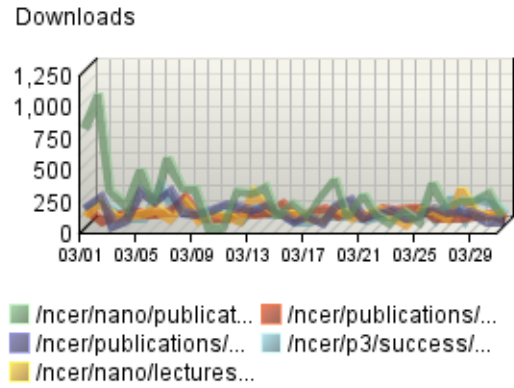
Files Dashboard

This displays key graphs and tables that provide an overview of the Files chapter. When viewing through the on-demand interface, you can click on the title of a graph or table to navigate to the corresponding page.

Accessed File Types by Files



Downloaded Files Trend



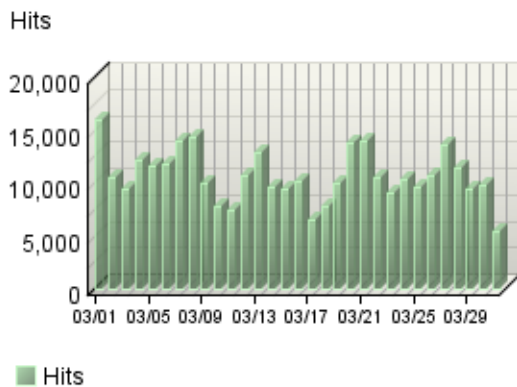
Uploaded Files

No data is available for this graph.

Hit Summary

Successful Hits for Entire Site	330,745
Average Hits per Day	10,669
Home Page Hits	4,512

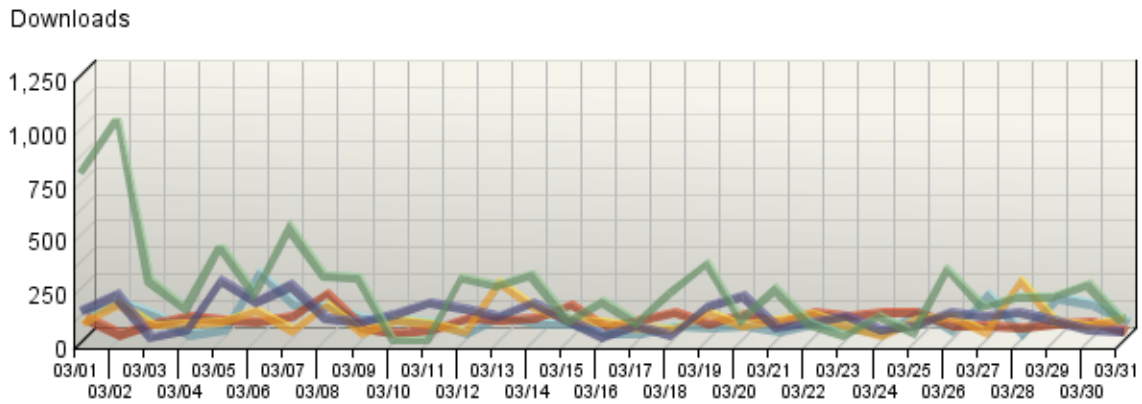
Hits Trend



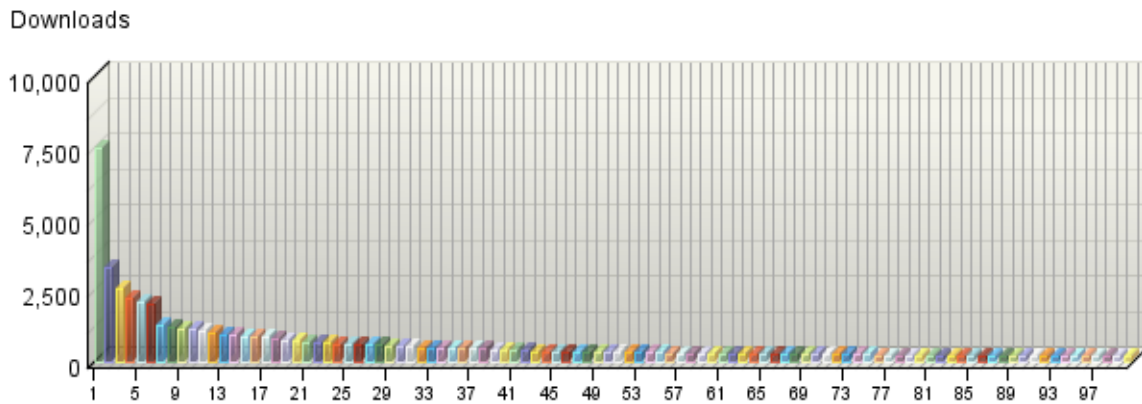
Downloaded Files

This report identifies the most popular files downloaded from your site.

Downloaded Files Trend



Downloaded Files



Downloaded Files

	Downloaded Files	Downloads	% Downloads	Visits
1.	http://es.epa.gov/ncer/nano/publications/whitepaper12022005.pdf	7,525	6.91%	340
2.	http://es.epa.gov/ncer/publications/workshop/pdf/10_26_05proceeding1.pdf	3,327	3.05%	212
3.	http://es.epa.gov/ncer/nano/lectures/zhang0705.pdf	2,565	2.35%	213

	Downloaded Files	Downloads	% Downloads	Visits
4.	http://es.epa.gov/ncer/publications/workshop/nano_proceed.pdf	2,199	2.02%	247
5.	http://es.epa.gov/ncer/p3/success/michigan.pdf	2,120	1.95%	136
6.	http://es.epa.gov/ncer/publications/overview/bioavailability_complete_book.pdf	2,040	1.87%	212
7.	http://es.epa.gov/ncer/publications/workshop/microorganisms_drinking_water_proceedings.pdf	1,273	1.17%	70
8.	http://es.epa.gov/ncer/publications/workshop/pdf/fnanoproc_092005.pdf	1,247	1.14%	131
9.	http://es.epa.gov/ncer/sbir/success/pdf/stories05.pdf	1,180	1.08%	108
10.	http://es.epa.gov/ncer/publications/research_results_needs/combustionEmissionsReport.pdf	1,172	1.08%	96
11.	http://es.epa.gov/ncer/publications/search/toxicsbatch.pdf	1,061	0.97%	30
12.	http://es.epa.gov/ncer/publications/workshop/biodiversity_proceeding06.pdf	1,029	0.94%	125
13.	http://es.epa.gov/ncer/nano/lectures/merzbacher_05_02_05_presentation.pdf	962	0.88%	171
14.	http://es.epa.gov/ncer/publications/biomarkers/Biomarkers_report_2-5-07.pdf	936	0.86%	91
15.	http://es.epa.gov/ncer/rfa/2007/2007_sbir_phase1.pdf	912	0.84%	527
16.	http://es.epa.gov/ncer/publications/nano/pdf/GaudianaKonarka_Overview_-_September_8,_2003.pdf	911	0.84%	57
17.	http://es.epa.gov/ncer/publications/workshop/pdf/10_20_05_nanosummary.pdf	900	0.83%	141
18.	http://es.epa.gov/ncer/publications/workshop/pdf/endocrine_disruptors.pdf	837	0.77%	74
19.	http://es.epa.gov/ncer/publications/workshop/pdf/EE-0484-04.pdf	727	0.67%	57
20.	http://es.epa.gov/ncer/nano/lectures/mcneil_030706.pdf	725	0.67%	130
21.	http://es.epa.gov/ncer/publications/nano/pdf/Rama.pdf	682	0.63%	61
22.	http://es.epa.gov/ncer/sbir/2007factsheet.pdf	677	0.62%	570
23.	http://es.epa.gov/ncer/science/tse/sos.pdf	663	0.61%	88
24.	http://es.epa.gov/ncer/publications/starreport/starsix.pdf	636	0.58%	75
25.	http://es.epa.gov/ncer/publications/research_results_synthesis/mercury_rpt_final.pdf	632	0.58%	99
26.	http://es.epa.gov/ncer/publications/ncer/ncer_annualreport.pdf	585	0.54%	107

	Downloaded Files	Downloads	% Downloads	Visits
27.	http://es.epa.gov/ncer/rfa/2006/sbir_phase1.pdf	579	0.53%	97
28.	http://es.epa.gov/ncer/publications/regions/5/pdf/plewa7_14_2004.pdf	577	0.53%	96
29.	http://es.epa.gov/ncer/publications/workshop/pdf/humanhealthproc.pdf	530	0.49%	53
30.	http://es.epa.gov/ncer/events/calendar/2007/feb20_2/russell_presentation.pdf	524	0.48%	53
31.	http://es.epa.gov/ncer/science/pm/pm.pdf	511	0.47%	46
32.	http://es.epa.gov/ncer/science/tse/decade_innovation.pdf	497	0.46%	76
33.	http://es.epa.gov/ncer/sbir/rtp_sbir_meeting.pdf	491	0.45%	58
34.	http://es.epa.gov/ncer/nano/lectures/maynard_06_13_05_presentation.pdf	477	0.44%	91
35.	http://es.epa.gov/ncer/nano/publications/2002_august_nano_star_workshop.pdf	472	0.43%	92
36.	http://es.epa.gov/ncer/biodiversity/pubs/tre_vol8_306.pdf	472	0.43%	126
37.	http://es.epa.gov/ncer/publications/meetings/8-23-2005/Rubenstein_0850_d3.pdf	445	0.41%	85
38.	http://es.epa.gov/ncer/science/endocrine/pdf/workshop06/lazorchak.pdf	444	0.41%	63
39.	http://es.epa.gov/ncer/nano/publications/8-18-04/fnanoproc_092005.pdf	422	0.39%	48
40.	http://es.epa.gov/ncer/nano/factsheet/nano_factsheet.pdf	412	0.38%	311
41.	http://es.epa.gov/ncer/publications/workshop/pdf/10_20_05_dreher_kevin.pdf	406	0.37%	76
42.	http://es.epa.gov/ncer/publications/meetings/8-23-2005/Black_355_d1.pdf	378	0.35%	57
43.	http://es.epa.gov/ncer/publications/nano/pdf/BaerEPA-Workshop--SmallParticleChemistry-final.pdf	367	0.34%	46
44.	http://es.epa.gov/ncer/publications/workshop/bynd_com_sess2.pdf	365	0.34%	65
45.	http://es.epa.gov/ncer/publications/meetings/8-23-2005/Eirkson_0915_d2.pdf	353	0.32%	53
46.	http://es.epa.gov/ncer/nano/lectures/teague_042505_presentation.pdf	351	0.32%	56
47.	http://es.epa.gov/ncer/publications/search/wastebatch.pdf	346	0.32%	27
48.	http://es.epa.gov/ncer/events/calendar/2007/feb20_2/adams_presentation.pdf	341	0.31%	46
49.	http://es.epa.gov/ncer/science/endocrine/pdf/workshop06/francis.pdf	340	0.31%	35

	Downloaded Files	Downloads	% Downloads	Visits
50.	http://es.epa.gov/ncer/publications/regions/5/pdf/johnson7_14_2004.pdf	339	0.31%	36
51.	http://es.epa.gov/ncer/publications/workshop/pdf/2003star_human_health_proceedings.pdf	337	0.31%	37
52.	http://es.epa.gov/ncer/publications/workshop/pdf/2001_drinking_water.pdf	331	0.30%	40
53.	http://es.epa.gov/ncer/nano/lectures/shah92605.pdf	314	0.29%	82
54.	http://es.epa.gov/ncer/events/calendar/2007/feb20_2/liang_presentation.pdf	311	0.29%	43
55.	http://es.epa.gov/ncer/events/calendar/2007/feb20_2/jacob_presentation.pdf	305	0.28%	50
56.	http://es.epa.gov/ncer/publications/workshop/pdf/EE-0484-09.pdf	300	0.28%	43
57.	http://es.epa.gov/ncer/science/tse/epafinal.pdf	294	0.27%	39
58.	http://es.epa.gov/ncer/rfa/2007/2007_sbir_phase1.doc	290	0.27%	262
59.	http://es.epa.gov/ncer/publications/meetings/8-18-04/pdf/drzal_epa-star_08-17-04_(final).pdf	289	0.27%	77
60.	http://es.epa.gov/ncer/publications/workshop/pdf/10_20_05_ruiz_nancy.pdf	282	0.26%	47
61.	http://es.epa.gov/ncer/publications/workshop/pdf/EE-0492-03.pdf	281	0.26%	40
62.	http://es.epa.gov/ncer/publications/workshop/pdf/2001_water_watersheds.pdf	279	0.26%	34
63.	http://es.epa.gov/ncer/publications/meetings/8-18-04/pdf/epa-winter.pdf	274	0.25%	49
64.	http://es.epa.gov/ncer/publications/meetings/11-30-2005/Rochester_PM_Center_Kickoff.pdf	272	0.25%	50
65.	http://es.epa.gov/ncer/publications/meetings/8-18-04/pdf/wang.pdf	251	0.23%	42
66.	http://es.epa.gov/ncer/sbir/success/pdf/highefficiency.pdf	251	0.23%	79
67.	http://es.epa.gov/ncer/biodiversity/pubs/proc_vol237_2127.pdf	251	0.23%	83
68.	http://es.epa.gov/ncer/publications/workshop/pdf/EE-0492-04.pdf	250	0.23%	42
69.	http://es.epa.gov/ncer/publications/workshop/pdf/EE-0492-02.pdf	250	0.23%	54
70.	http://es.epa.gov/ncer/publications/meetings/8-18-04/pdf/bhattacharyya.pdf	247	0.23%	36
71.	http://es.epa.gov/ncer/publications/meetings/8-23-2005/Smith_325_d2.pdf	245	0.22%	88
72.	http://es.epa.gov/ncer/publications/meetings/9-28-2004/pdf/nel.pdf	244	0.22%	38

	Downloaded Files	Downloads	% Downloads	Visits
73.	http://es.epa.gov/ncer/sbir/report.pdf	242	0.22%	195
74.	http://es.epa.gov/ncer/publications/workshop/pdf/10_26_04_valuation_session1.pdf	241	0.22%	40
75.	http://es.epa.gov/ncer/publications/meetings/10_26_05/b33westerhoff.pdf	241	0.22%	48
76.	http://es.epa.gov/ncer/publications/workshop/pdf/EE-0497-04.pdf	232	0.21%	46
77.	http://es.epa.gov/ncer/science/endocrine/pdf/workshop06/zoeller.pdf	232	0.21%	22
78.	http://es.epa.gov/ncer/publications/nano/pdf/Hwang.pdf	232	0.21%	46
79.	http://es.epa.gov/ncer/publications/meetings/8-23-2005/Gressitt_0915_d3.pdf	229	0.21%	46
80.	http://es.epa.gov/ncer/publications/workshop/pdf/10_26_04_valuation_session3_part2.pdf	226	0.21%	29
81.	http://es.epa.gov/ncer/nano/lectures/roco_04_18_05_presentation.pdf	224	0.21%	51
82.	http://es.epa.gov/ncer/sbir/success/pdf/recovery.pdf	224	0.21%	107
83.	http://es.epa.gov/ncer/publications/meetings/8-23-2005/Armbrust_1005_d1.pdf	223	0.20%	33
84.	http://es.epa.gov/ncer/nano/publications/pm_publications.pdf	219	0.20%	36
85.	http://es.epa.gov/ncer/fellow/posters/ppt/pearson_2004_star.pdf	217	0.20%	77
86.	http://es.epa.gov/ncer/publications/workshop/pdf/10_26_04_valuation_session4.pdf	214	0.20%	26
87.	http://es.epa.gov/ncer/publications/science_forum/posters/pdf/2004_callard.pdf	213	0.20%	169
88.	http://es.epa.gov/ncer/publications/meetings/9-28-2004/pdf/frampton.pdf	213	0.20%	51
89.	http://es.epa.gov/ncer/publications/workshop/pdf/EE-0497-02.pdf	210	0.19%	37
90.	http://es.epa.gov/ncer/events/calendar/2007/feb20_2/kleeman_presentation.pdf	209	0.19%	44
91.	http://es.epa.gov/ncer/publications/meetings/8-18-04/pdf/wan_y_shih_epa_grantee_meeting_8-18,21-2004_2.pdf	194	0.18%	33
92.	http://es.epa.gov/ncer/publications/meetings/8-23-2005/finalsummary.pdf	194	0.18%	163
93.	http://es.epa.gov/ncer/science/endocrine/pdf/workshop06/ferguson.pdf	193	0.18%	34
94.	http://es.epa.gov/ncer/publications/meetings/8-23-2005/Buzby_300_d2.pdf	193	0.18%	40
95.	http://es.epa.gov/ncer/publications/meetings/8-18-04/pdf/beaver-2.pdf	190	0.17%	46

	Downloaded Files	Downloads	% Downloads	Visits
96.	http://es.epa.gov/ncer/publications/meetings/8-23-2005/Armstrong_150_d2.pdf	190	0.17%	38
97.	http://es.epa.gov/ncer/science/endocrine/pdf/workshop06/swan.pdf	188	0.17%	27
98.	http://es.epa.gov/ncer/sbir/success/pdf/vehicle.pdf	187	0.17%	148
99.	http://es.epa.gov/ncer/science/economics/science_econ1.pdf	185	0.17%	40
100.	http://es.epa.gov/ncer/publications/meetings/9-27-2004/pdf/devlin.pdf	185	0.17%	32
101.	http://es.epa.gov/ncer/publications/workshop/pdf/10_26_04_valuation_session3_part1.pdf	183	0.17%	42
102.	http://es.epa.gov/ncer/publications/workshop/pdf/10_20_05_kargbo_david.pdf	181	0.17%	37
103.	http://es.epa.gov/ncer/publications/starreport/starten.pdf	180	0.17%	140
104.	http://es.epa.gov/ncer/publications/workshop/pdf/EE-0497-01.pdf	179	0.16%	39
105.	http://es.epa.gov/ncer/publications/workshop/pdf/10_26_04_valuation_session2.pdf	179	0.16%	31
106.	http://es.epa.gov/ncer/nano/lectures/shull_06_27_05_presentation.pdf	178	0.16%	35
107.	http://es.epa.gov/ncer/publications/workshop/pdf/11_03_05_lamberson.pdf	177	0.16%	42
108.	http://es.epa.gov/ncer/publications/workshop/Global_change_proceedings_110204.pdf	177	0.16%	39
109.	http://es.epa.gov/ncer/events/calendar/2007/feb20_2/sillman_presentation.pdf	177	0.16%	45
110.	http://es.epa.gov/ncer/biodiversity/pubs/ann_vol27_247.pdf	173	0.16%	137
111.	http://es.epa.gov/ncer/publications/workshop/pdf/EE-0475-02.pdf	171	0.16%	32
112.	http://es.epa.gov/ncer/publications/meetings/8-18-04/pdf/larsen.pdf	168	0.15%	42
113.	http://es.epa.gov/ncer/publications/handouts/ncer_flyer.pdf	168	0.15%	93
114.	http://es.epa.gov/ncer/publications/workshop/pdf/10_20_05_gheorghiu_florin.pdf	167	0.15%	41
115.	http://es.epa.gov/ncer/publications/meetings/9-27-2004/pdf/oberdorster.pdf	164	0.15%	37
116.	http://es.epa.gov/ncer/publications/nano/pdf/sailor2003_EPA_sailor.pdf	163	0.15%	49
117.	http://es.epa.gov/ncer/publications/archive/csidoc.pdf	163	0.15%	47
118.	http://es.epa.gov/ncer/publications/meetings/8-23-2005/Daughton_0915_d1.pdf	162	0.15%	29

	Downloaded Files	Downloads	% Downloads	Visits
119.	http://es.epa.gov/ncer/sbir/success/pdf/novelliquid.pdf	160	0.15%	118
120.	http://es.epa.gov/ncer/publications/workshop/pdf/10_20_05_tratnyet_paul.pdf	159	0.15%	36
121.	http://es.epa.gov/ncer/publications/meetings/8-18-04/pdf/greg_wilson.pdf	159	0.15%	29
122.	http://es.epa.gov/ncer/publications/overview/1996_star_waterwatershed_final.pdf	159	0.15%	67
123.	http://es.epa.gov/ncer/publications/meetings/11-30-2005/pmcentersabstract.pdf	159	0.15%	30
124.	http://es.epa.gov/ncer/sbir/success/pdf/hydrogen.pdf	157	0.14%	114
125.	http://es.epa.gov/ncer/publications/regions/5/pdf/finette7_14_2004.pdf	156	0.14%	45
126.	http://es.epa.gov/ncer/publications/workshop/pdf/11_03_05_harwell.pdf	156	0.14%	41
127.	http://es.epa.gov/ncer/publications/meetings/8-23-2005/OConnor_0825_d3.pdf	156	0.14%	37
128.	http://es.epa.gov/ncer/publications/workshop/pdf/EE-0484-02.pdf	155	0.14%	31
129.	http://es.epa.gov/ncer/fellow/fellow_news_letter.pdf	155	0.14%	74
130.	http://es.epa.gov/ncer/publications/overview/1997_1999_eco_indicators_synthesis.pdf	153	0.14%	42
131.	http://es.epa.gov/ncer/publications/epa_center_reports/FinalOutput_EaGLENewTools2005.pdf	152	0.14%	80
132.	http://es.epa.gov/ncer/publications/workshop/indicatprw00.pdf	151	0.14%	43
133.	http://es.epa.gov/ncer/publications/workshop/pdf/EE-0472-04.pdf	150	0.14%	36
134.	http://es.epa.gov/ncer/publications/workshop/pdf/EE-0475-07.pdf	150	0.14%	32
135.	http://es.epa.gov/ncer/publications/workshop/bynd_com_sess1.pdf	149	0.14%	73
136.	http://es.epa.gov/ncer/events/calendar/2007/feb20_2/zhang_presentation.pdf	148	0.14%	42
137.	http://es.epa.gov/ncer/publications/workshop/pdf/EE-0492-01.pdf	147	0.13%	54
138.	http://es.epa.gov/ncer/sbir/success/pdf/success_stories_old.pdf	146	0.13%	32
139.	http://es.epa.gov/ncer/publications/nano/pdf/epa.pdf	146	0.13%	40
140.	http://es.epa.gov/ncer/publications/sbir/report.pdf	146	0.13%	49
141.	http://es.epa.gov/ncer/events/calendar/2007/feb20_2/schauer_presentation.pdf	145	0.13%	41

	Downloaded Files	Downloads	% Downloads	Visits
142.	http://es.epa.gov/ncer/nano/relevant_meetings/NanotoxicologyMeeting2006.pdf	144	0.13%	61
143.	http://es.epa.gov/ncer/rfa/forms/sf424-v2.0.pdf	143	0.13%	131
144.	http://es.epa.gov/ncer/publications/meetings/8-23-2005/Glassmeyer_1025_d2.pdf	142	0.13%	33
145.	http://es.epa.gov/ncer/events/calendar/2007/feb20_2/obrist_presentation.pdf	142	0.13%	41
146.	http://es.epa.gov/ncer/publications/meetings/9-27-2004/pdf/nel.pdf	141	0.13%	33
147.	http://es.epa.gov/ncer/publications/workshop/pdf/10_20_05_diallo_mamadou.pdf	140	0.13%	33
148.	http://es.epa.gov/ncer/publications/nano/pdf/BatteasNano-Agro.pdf	140	0.13%	33
149.	http://es.epa.gov/ncer/science/endocrine/pdf/workshop06/laws.pdf	136	0.12%	28
150.	http://es.epa.gov/ncer/publications/workshop/pdf/11_03_05_hargreaves.pdf	135	0.12%	35
151.	http://es.epa.gov/ncer/publications/meetings/8-18-04/pdf/edwin_kan2.pdf	135	0.12%	38
152.	http://es.epa.gov/ncer/publications/meetings/9-28-2004/pdf/kanagy.pdf	134	0.12%	44
153.	http://es.epa.gov/ncer/science/tse/annual.pdf	133	0.12%	47
154.	http://es.epa.gov/ncer/publications/handouts/conference_flyer.pdf	133	0.12%	112
155.	http://es.epa.gov/ncer/nano/lectures/moore_06_06_05_presentation.pdf	133	0.12%	54
156.	http://es.epa.gov/ncer/publications/regions/5/pdf/farland7_14_2004.pdf	133	0.12%	50
157.	http://es.epa.gov/ncer/publications/workshop/pdf/2003star_mercury_fate_transport_proceedings.pdf	132	0.12%	46
158.	http://es.epa.gov/ncer/publications/regions/5/pdf/an7_14_2004.pdf	132	0.12%	36
159.	http://es.epa.gov/ncer/publications/meetings/8-18-04/pdf/karn-nanogratees-8-04.pdf	132	0.12%	40
160.	http://es.epa.gov/ncer/science/endocrine/pdf/workshop06/holt.pdf	130	0.12%	22
161.	http://es.epa.gov/ncer/publications/meetings/9-28-2004/pdf/bonham.pdf	129	0.12%	30
162.	http://es.epa.gov/ncer/publications/meetings/9-9-2003/pdf/edward_bouwer.pdf	128	0.12%	25
163.	http://es.epa.gov/ncer/publications/workshop/pdf/EE-0484-10.pdf	128	0.12%	26
164.	http://es.epa.gov/ncer/publications/workshop/nsf_epa.pdf	128	0.12%	51

	Downloaded Files	Downloads	% Downloads	Visits
165.	http://es.epa.gov/ncer/publications/meetings/11-30-2005/Samet_final_EPAMtg_12_1_05.pdf	128	0.12%	19
166.	http://es.epa.gov/ncer/publications/workshop/globalaquaticceco_60806.pdf	127	0.12%	40
167.	http://es.epa.gov/ncer/science/pm/hei/DieselSpecialReport02.pdf	127	0.12%	39
168.	http://es.epa.gov/ncer/sbir/success/pdf/mercury.pdf	125	0.11%	110
169.	http://es.epa.gov/ncer/events/calendar/2007/feb20_2/harley_presentation.pdf	124	0.11%	39
170.	http://es.epa.gov/ncer/publications/workshop/pdf/11_03_05_bridgham.pdf	123	0.11%	32
171.	http://es.epa.gov/ncer/sbir/program/report.pdf	123	0.11%	55
172.	http://es.epa.gov/ncer/publications/workshop/pdf/EE-0484-03.pdf	123	0.11%	36
173.	http://es.epa.gov/ncer/publications/workshop/pdf/10_20_05_sedlak_david.pdf	122	0.11%	36
174.	http://es.epa.gov/ncer/publications/workshop/pdf/EE-0497-05.pdf	119	0.11%	35
175.	http://es.epa.gov/ncer/fellow/pubs/dillonfrazier.pdf	119	0.11%	34
176.	http://es.epa.gov/ncer/publications/meetings/9-9-2003/pdf/philip_berger.pdf	119	0.11%	30
177.	http://es.epa.gov/ncer/publications/meetings/9-27-2004/pdf/chen.pdf	118	0.11%	23
178.	http://es.epa.gov/ncer/events/calendar/2007/feb20_2/lamb_presentation.pdf	118	0.11%	31
179.	http://es.epa.gov/ncer/sbir/success/pdf/innovative.pdf	117	0.11%	103
180.	http://es.epa.gov/ncer/fellow/posters/ppt/montie_2004_star.pdf	116	0.11%	93
181.	http://es.epa.gov/ncer/publications/meetings/9-28-2004/pdf/kipen.pdf	115	0.11%	31
182.	http://es.epa.gov/ncer/fellow/gro/epa_mai_survey_report_final.pdf	115	0.11%	106
183.	http://es.epa.gov/ncer/sbir/success/pdf/sea_sweep_success.pdf	114	0.10%	51
184.	http://es.epa.gov/ncer/sbir/success/pdf/handheld.pdf	114	0.10%	96
185.	http://es.epa.gov/ncer/publications/overview/1999_star_waterwatershed_final.pdf	113	0.10%	40
186.	http://es.epa.gov/ncer/publications/workshop/pdf/hargreaves.pdf	112	0.10%	32
187.	http://es.epa.gov/ncer/publications/meetings/12_5_2006/integrating.pdf	110	0.10%	18

	Downloaded Files	Downloads	% Downloads	Visits
188.	http://es.epa.gov/ncer/publications/nano/pdf/MartinAtmosphericNanoparticles.pdf	109	0.10%	14
189.	http://es.epa.gov/ncer/publications/nano/pdf/Zhang.pdf	109	0.10%	27
190.	http://es.epa.gov/ncer/publications/search/r4scdnr.pdf	108	0.10%	99
191.	http://es.epa.gov/ncer/fellow/posters/ppt/lafranchi_2004_star.pdf	107	0.10%	57
192.	http://es.epa.gov/ncer/publications/workshop/pdf/10_20_05_quinn_jacqueline.pdf	106	0.10%	39
193.	http://es.epa.gov/ncer/publications/overview/ecohab072406a.pdf	105	0.10%	47
194.	http://es.epa.gov/ncer/publications/workshop/pdf/2000-2001_aquatic_ecosystem.pdf	105	0.10%	39
195.	http://es.epa.gov/ncer/fellow/posters/ppt/shanahan_2004_star.pdf	105	0.10%	77
196.	http://es.epa.gov/ncer/publications/workshop/pdf/10_20_05_henn_keith.pdf	105	0.10%	41
197.	http://es.epa.gov/ncer/publications/meetings/8-18-04/pdf/EPA2004Goerge_Chumanov.pdf	105	0.10%	26
198.	http://es.epa.gov/ncer/publications/starreport/starone.pdf	105	0.10%	88
199.	http://es.epa.gov/ncer/rfa/forms/keycontacts.pdf	104	0.10%	88
200.	http://es.epa.gov/ncer/P3/forms/2004p3forms.pdf	103	0.09%	91
	Other	35,060	32.18%	26,028
	Total	108,954	100.00%	40,101

items 1-200 of 200

Downloaded Files - Help Card



Column Definitions

Files

The path and filename of the file being analyzed.

Downloads

Number of times the specified file was downloaded by a visitor. If an error occurred during a transfer, the transfer is not counted. Note that downloaded PDF files may cause an inflated count.

Visits

Number of visits that accessed the specified files. A visit is a series of actions that begins when a visitor views their first page from the server, and ends when the visitor leaves the site or remains idle beyond the idle-time limit. The default idle-time limit is thirty minutes. This time limit can be changed by the system administrator.



Report Descriptions

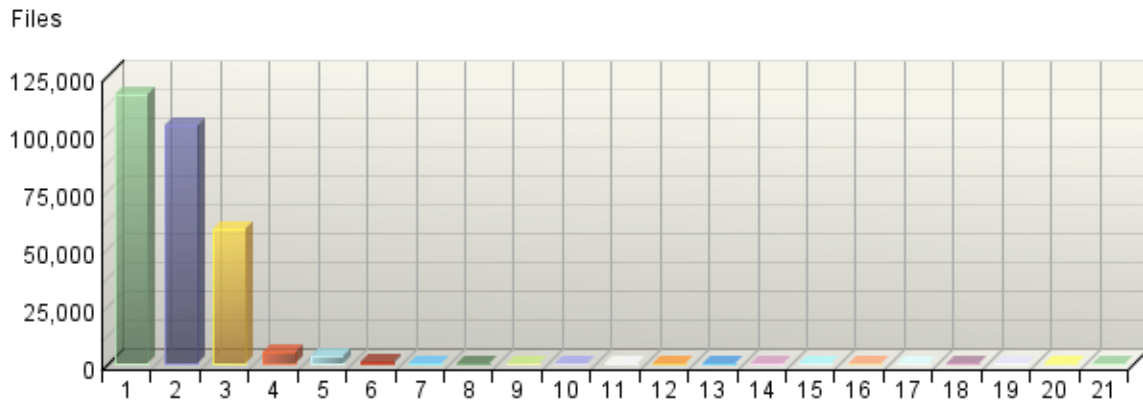
If you are using an SDC data source, then this report is not applicable.

This information shows you the most popular downloadable files on your web site. Files that don't appear on the list, or appear low on the list, may require maintenance such as decreasing the file size, improving link placement, or elimination to make room for more popular content.

Accessed File Types

This report identifies the types of files accessed on your site and the total number of kilobytes of data transferred for each file type. Cached requests and erred hits are excluded from the totals.

Accessed File Types by Files



Accessed File Types

	File Type	Files	% Files	Kbytes Transferred
1.	html	116,581	40.41%	5,272,143
2.	pdf	103,461	35.86%	23,456,889
3.	htm	58,136	20.15%	1,178,820
4.	ppt	5,177	1.79%	15,751,575
5.	swf	3,442	1.19%	124,843
6.	doc	955	0.33%	170,624
7.	scc	388	0.13%	116
8.	wpd	114	0.04%	4,524
9.	map	78	0.03%	14
10.	mpg	45	0.02%	37,063
11.	mov	33	0.01%	25,219
12.	eps	23	0.01%	9,501
13.	wp5	14	0.00%	465
14.	sit	10	0.00%	180
15.	rm	7	0.00%	36,091
16.	zip	5	0.00%	2,678
17.	mp3	4	0.00%	2,644
18.	hold	4	0.00%	171

	File Type	Files	% Files	Kbytes Transferred
19.	avi	2	0.00%	94,866
20.	jbf	2	0.00%	80
21.		1	0.00%	47
Total		288,482	100.00%	46,168,542

items 1-21 of 21

Accessed File Types - Help Card



Column Definitions

File Type

Identifies types of files by their file extension. For example, a file named graphic.gif is identified as type "gif."

Files

Number of files of the specified type accessed by visitors to your site.

Kbytes Transferred

Number of kilobytes of data transferred for all files of the specified type.



Report Descriptions

This report provides general statistics for the type of data that visitors access on your site.

Uploaded Files

This report identifies the most popular files uploaded from a client to your servers using FTP PUT, HTTP PUT, or HTTP POST.

Uploaded Files

No data is available for this graph.

Uploaded Files

No data is available for this table.

Uploaded Files - Help Card



Column Definitions

Files

The path and filename of the uploaded file being analyzed. Uploaded files correspond to a POST entry in the web server log file. If the field names are provided, then you will find the uploaded files listed in the METHOD field.

Visits

Number of visits to your site where the specified file was uploaded to your servers. A visit is a series of actions that begins when a visitor views their first page from the server, and ends when the visitor leaves the site or remains idle beyond the idle-time limit. The default idle-time limit is thirty minutes. This time limit can be changed by the system administrator.

Uploads

Number of times the specified file was uploaded to your site. If an error occurred during a transfer, the transfer is not counted.



Report Descriptions

If you are using an SDC data source, then this report is not applicable.

This report presents information on files that were uploaded to your servers during the period of the report. You may want to run virus scans on uploaded files.