

## NCER Monthly Statistics

Monthly View: March 2006

March 1, 2006 12:00:00 AM – March 31, 2006 11:59:49 PM

This report was generated by WebTrends 7 - Enterprise, Version: 7.5, Build: 16366 .  
Tuesday, June 6, 2006 10:43:37 AM  
Final report conversion by WebTrends Report Exporter, Version 7.5 (build 16363)

*Copyright (C) 1996-2005 WebTrends Inc. All rights reserved.*

# Table of Contents

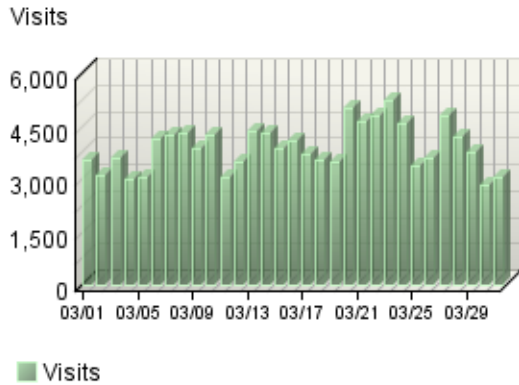
Overview Dashboard .....	1
Visitors Dashboard .....	3
Pages Dashboard .....	6
Navigation Dashboard .....	8
Technical Dashboard .....	9
Activity Dashboard .....	11
Browsers and Platforms Dashboard .....	13
Visitors Dashboard .....	15
Top Visitors .....	18
New vs. Return Visits .....	31
Visitors by Number of Visits .....	33
Visitors Trend .....	35
Visits Trend .....	41
Organizations .....	43
Authenticated Usernames .....	73
Domain Names .....	75
Top-Level Domain Types .....	82
Geography Dashboard .....	85
Regions .....	86
Countries .....	88
North American States and Provinces .....	94
Cities .....	97
Pages Dashboard .....	104
Pages .....	106
Content Groups .....	123
Directories .....	125
Files Dashboard .....	128

Downloaded Files .....	129
Accessed File Types .....	140
Uploaded Files .....	142

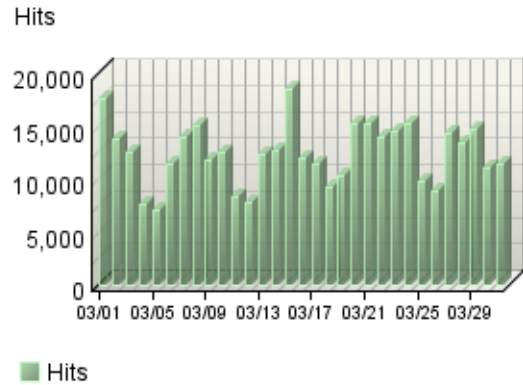
# Overview Dashboard

This displays key graphs and tables that provide an overview of the entire report. When viewing through the on-demand interface, you can click on the title of a graph or table to navigate to the corresponding page.

**Visits Trend**



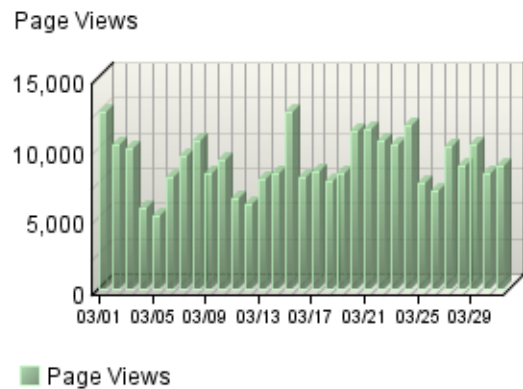
**Hits Trend**



**Visitor Summary**

Visitors	40,903
Visitors Who Visited Once	33,837
Visitors Who Visited More Than Once	7,066
Average Visits per Visitor	2.96

**Page Views Trend**



**Visit Summary**

Visits	120,921
Average per Day	3,900
Average Visit Duration	00:12:59
Median Visit Duration	00:02:09
International Visits	14.10%
Visits of Unknown Origin	0.00%
Visits from Your Country: United States (US)	85.90%

**Hit Summary**

Successful Hits for Entire Site	384,784
Average Hits per Day	12,412
Home Page Hits	5,216

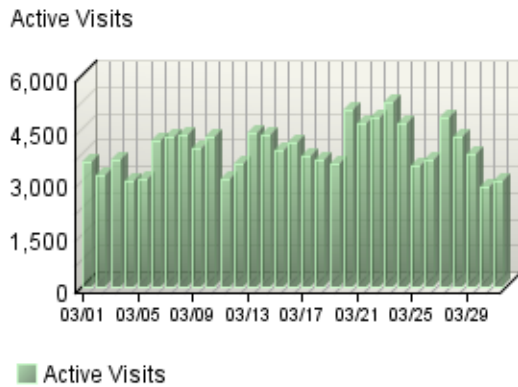
**Page View Summary**

Page Views	277,221
Average per Day	8,942
Average Page Views per Visit	2.29

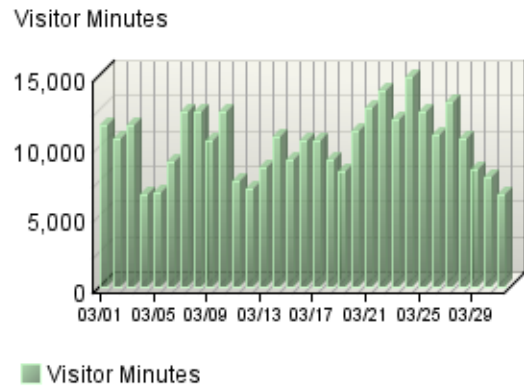
# Visitors Dashboard

This displays key graphs and tables that provide an overview of the Visitors chapter. When viewing through the on-demand interface, you can click on the title of a graph or table to navigate to the corresponding page.

**Active Visits Trend**



**Visitor Minutes Trend**



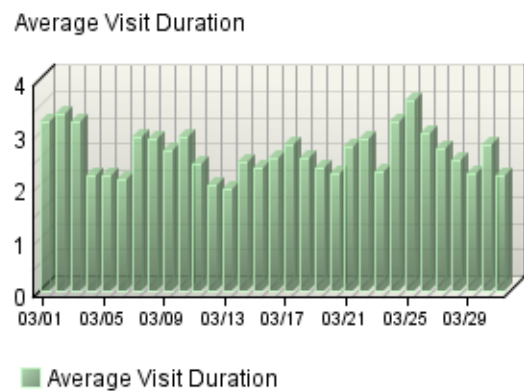
**Visitor Summary**

Visitors	40,903
Visitors Who Visited Once	33,837
Visitors Who Visited More Than Once	7,066
Average Visits per Visitor	2.96

**Visit Summary**

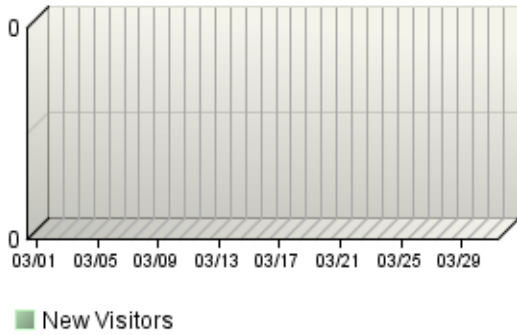
Visits	120,921
Average per Day	3,900
Average Visit Duration	00:12:59
Median Visit Duration	00:02:09
International Visits	14.10%
Visits of Unknown Origin	0.00%
Visits from Your Country: United States (US)	85.90%

**Average Length of Visit Trend**



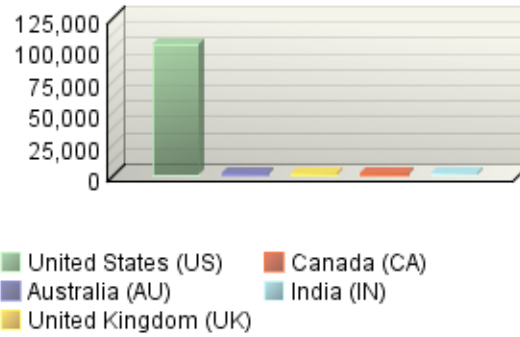
### New Visitors Trend

New Visitors



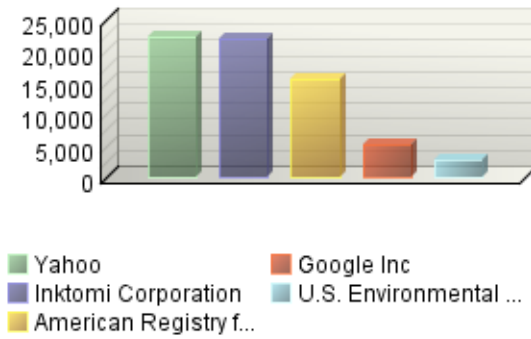
### Countries

Visits



### Organizations

Visits

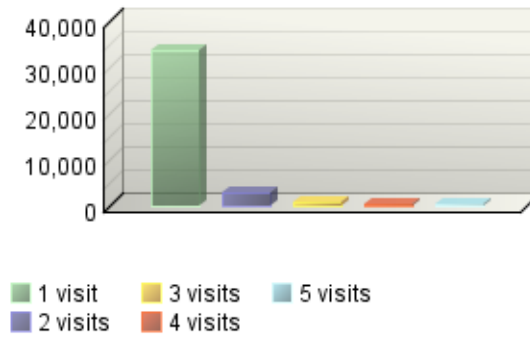


### Authenticated Usernames

No data is available for this graph.

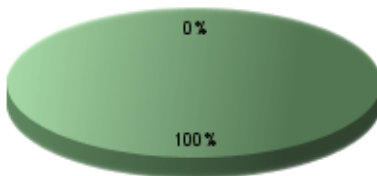
### Visitors by Number of Visits

Visitors



### New vs. Return Visits

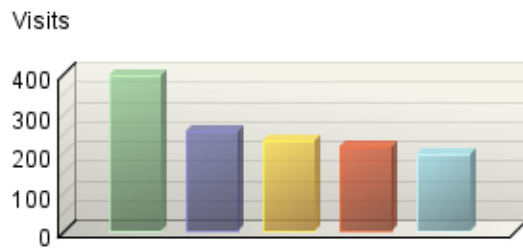
Visits



- Returning Visitors
- Visitors Not Accepting Cookies



### Top Visitors

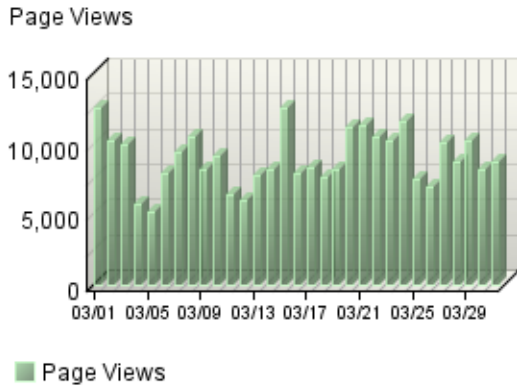


- msnbot.msn.com\_...
- 209.241.144.34\_Mo...
- egspd42212.ask.co...
- msnbot.msn.com\_...
- ev1s-207-44-182-1...

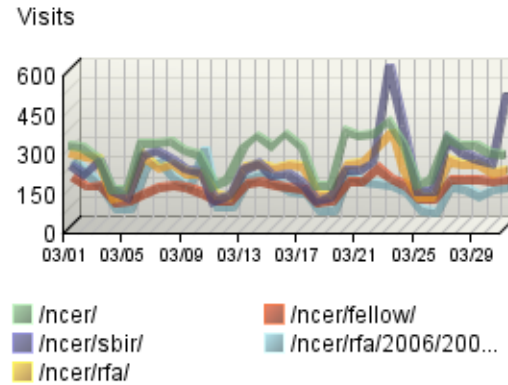
# Pages Dashboard

This displays key graphs and tables that provide an overview of the Pages chapter. When viewing through the on-demand interface, you can click on the title of a graph or table to navigate to the corresponding page.

**Page Views Trend**



**Pages Trend**



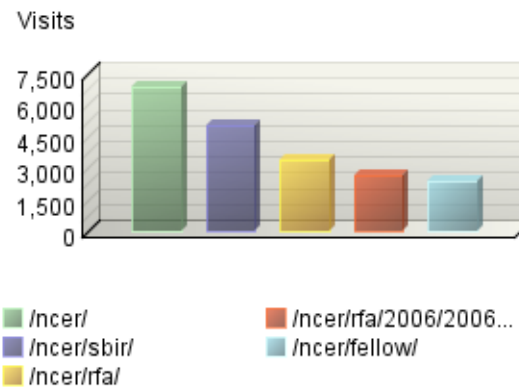
**Content Groups**

No data is available for this graph.

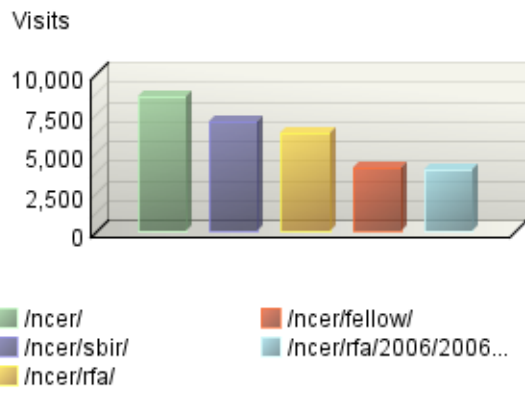
**Page View Summary**

Page Views	277,221
Average per Day	8,942
Average Page Views per Visit	2.29

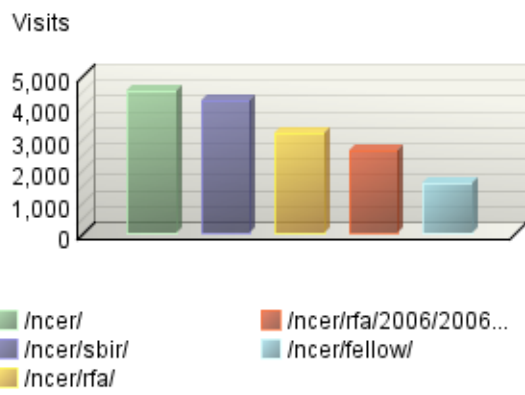
**Entry Pages**



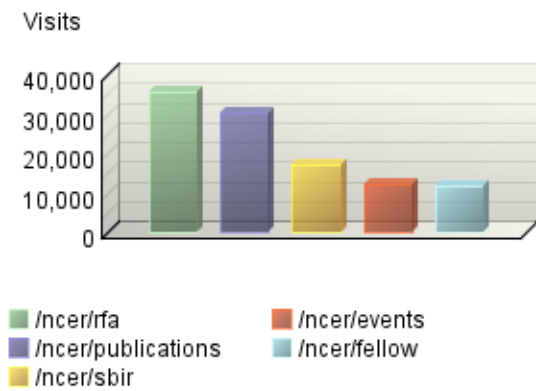
### Pages



### Exit Pages



### Directories

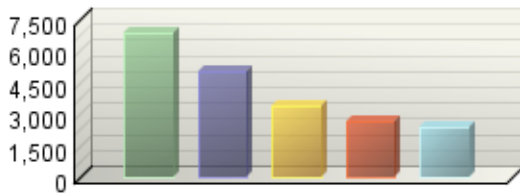


# Navigation Dashboard

This dashboard summarizes important information related to online navigation.

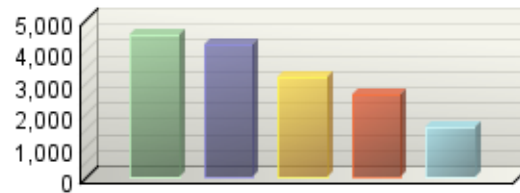
### Entry Pages

Visits



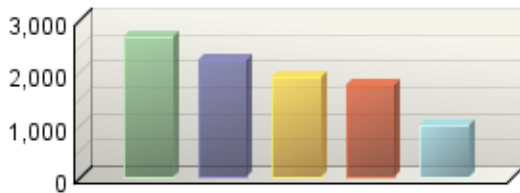
### Exit Pages

Visits



### Single-Page Visits

Visits

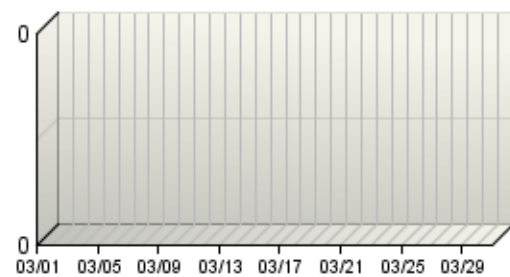


# Technical Dashboard

This dashboard summarizes important information related to online technical activity.

## Average Time to Serve Pages

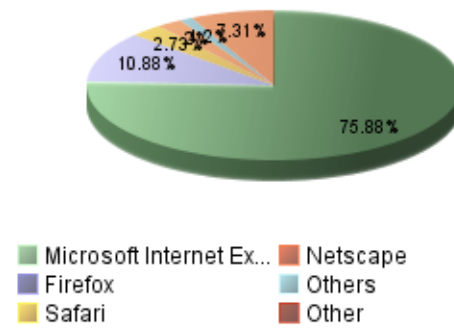
Average Time to Serve



■ Average Time to Serve

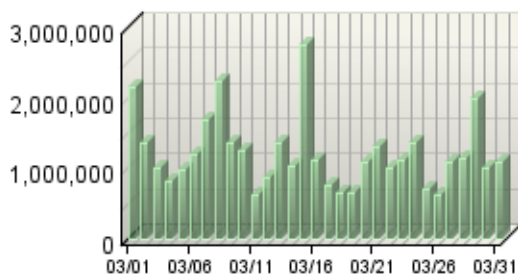
## Browsers by Version

Visits



## Bandwidth: Kbytes Transferred Trend

Kbytes Transferred

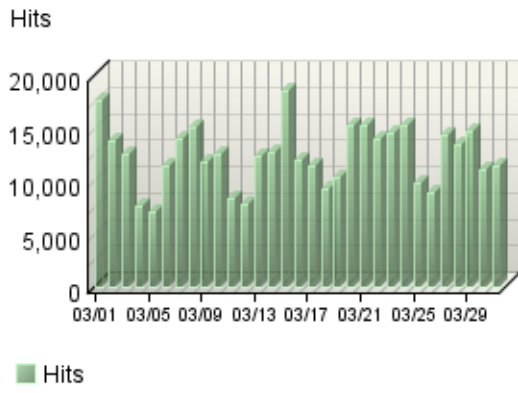


■ Kbytes Transferred

## Technical Summary

Total Hits	428,297
Successful Hits	384,784
Successful Hits (as Percent)	89.84%
Failed Hits	43,513
Failed Hits (as Percent)	10.16%
Cached Hits	107,370
Cached Hits (as Percent)	25.07%

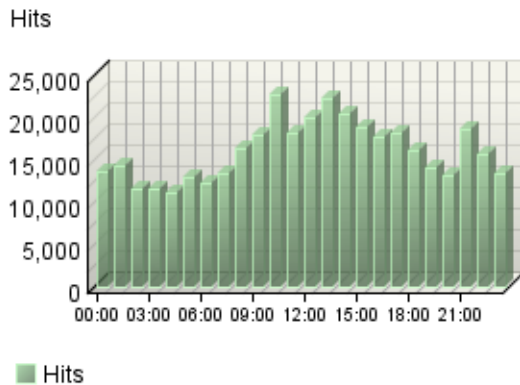
### Hits Trend



# Activity Dashboard

This displays key graphs and tables that provide an overview of the Activity chapter. When viewing through the on-demand interface, you can click on the title of a graph or table to navigate to the corresponding page.

**Hits by Hour of the Day**



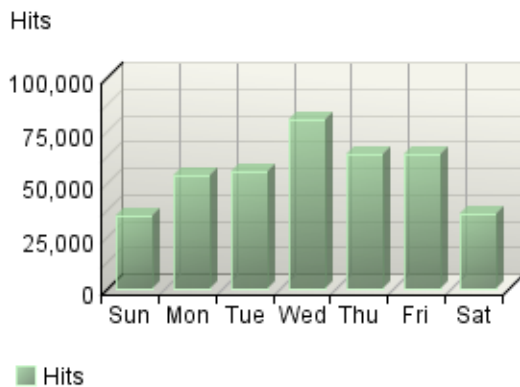
**Least Active Summary**

Least Active Date	3/5/06
Number of Hits on Least Active Date	7,097
Least Active Day of the Week	Sunday
Least Active Hour of the Day	04:00-04:59

**Activity on Weekdays Summary**

Total Hits Weekdays	315,559
Total Visits Weekdays	94,310
Average Number of Visits per day on Weekdays	4,100
Average Number of Hits per day on Weekdays	13,719

**Hits by Day of the Week**



**Activity on Weekends Summary**

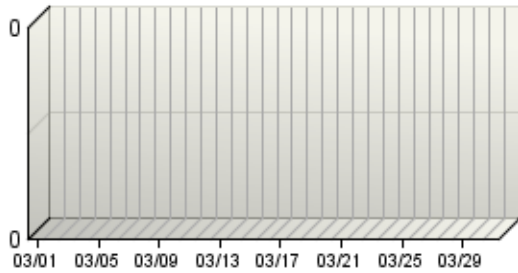
Total Hits Weekend	69,225
Total Visits Weekend	26,611
Average Number of Visits per Weekend	6,652
Average Number of Hits per Weekend	17,306

**Most Active Summary**

Most Active Date	3/15/06
Number of Hits on Most Active Date	18,497
Most Active Day of the Week	Wednesday
Most Active Hour of the Day	10:00-10:59

### Average Time to Serve Pages

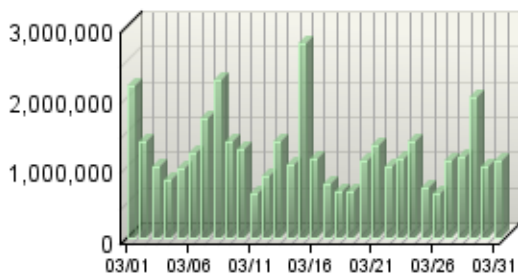
Average Time to Serve



■ Average Time to Serve

### Bandwidth: Kbytes Transferred Trend

Kbytes Transferred



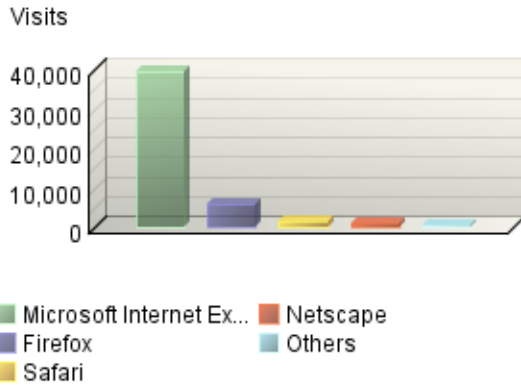
■ Kbytes Transferred



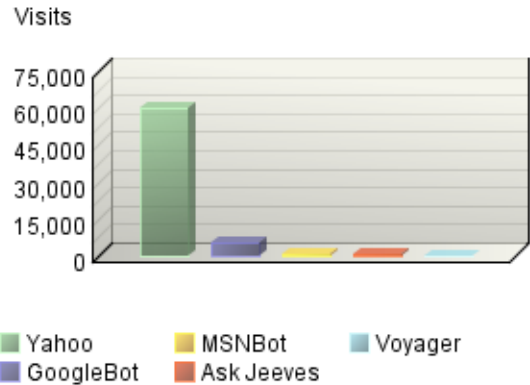
# Browsers and Platforms Dashboard

This displays key graphs and tables that provide an overview of the Browsers and Platforms chapter. When viewing through the on-demand interface, you can click on the title of a graph or table to navigate to the corresponding page.

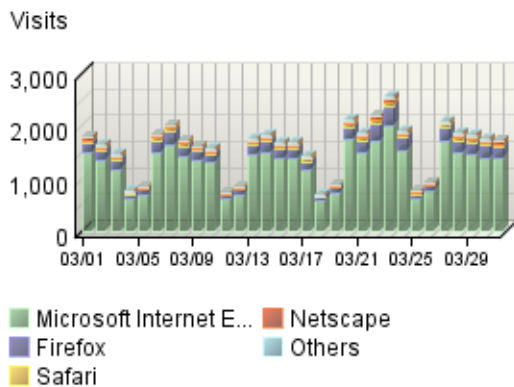
## Browsers



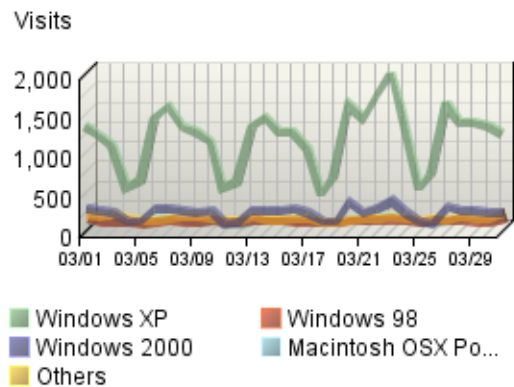
## Spiders



## Browsers Trend



## Platforms Trend



## WAP Devices

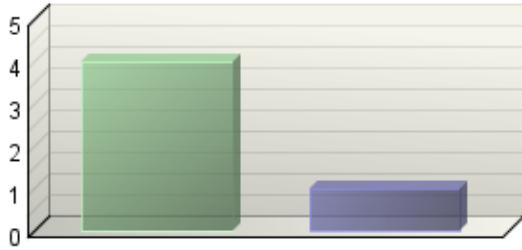
No data is available for this graph.

## Palm Devices

No data is available for this graph.

### WAP Browsers

Visits



■ Nokia WAP Browser ■ Motorola WAP

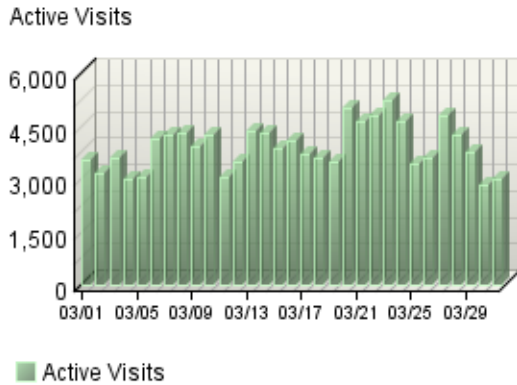
### Palm Browsers

No data is available for this graph.

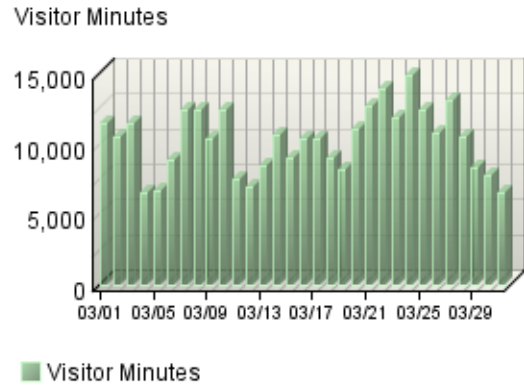
# Visitors Dashboard

This displays key graphs and tables that provide an overview of the Visitors chapter. When viewing through the on-demand interface, you can click on the title of a graph or table to navigate to the corresponding page.

**Active Visits Trend**



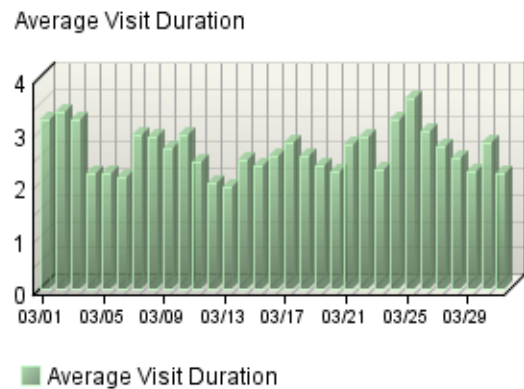
**Visitor Minutes Trend**



**Visitor Summary**

Visitors	40,903
Visitors Who Visited Once	33,837
Visitors Who Visited More Than Once	7,066
Average Visits per Visitor	2.96

**Average Length of Visit Trend**

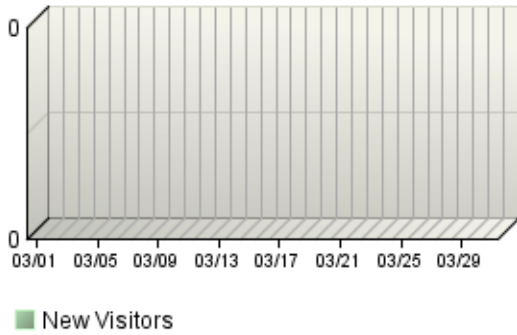


**Visit Summary**

Visits	120,921
Average per Day	3,900
Average Visit Duration	00:12:59
Median Visit Duration	00:02:09
International Visits	14.10%
Visits of Unknown Origin	0.00%
Visits from Your Country: United States (US)	85.90%

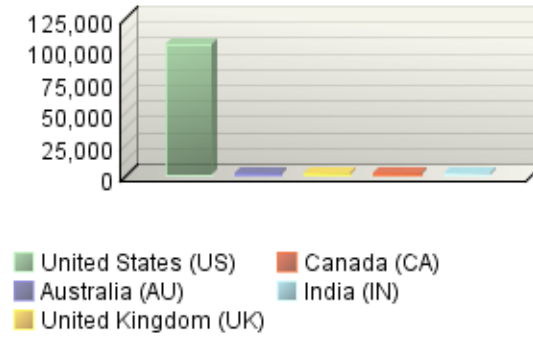
### New Visitors Trend

New Visitors



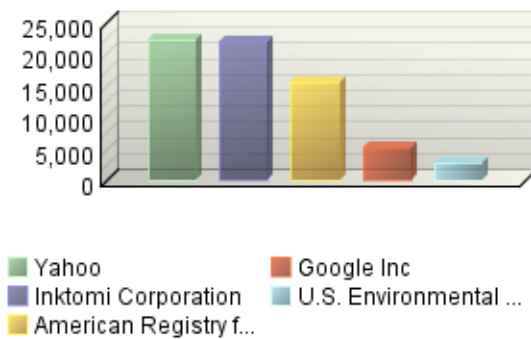
### Countries

Visits



### Organizations

Visits

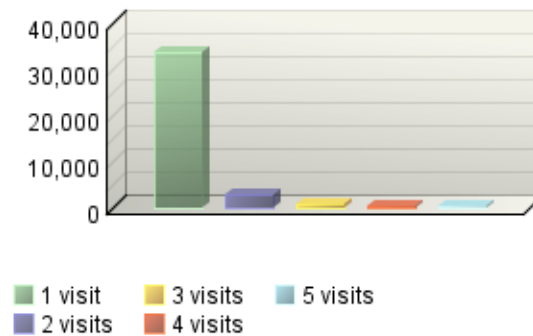


### Authenticated Usernames

No data is available for this graph.

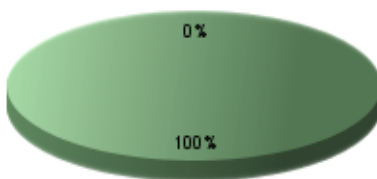
### Visitors by Number of Visits

Visitors



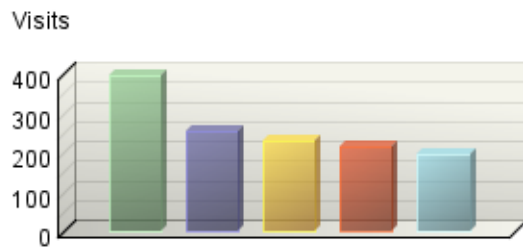
### New vs. Return Visits

Visits



Returning Visitors  
Visitors Not Accepting Cookies

### Top Visitors

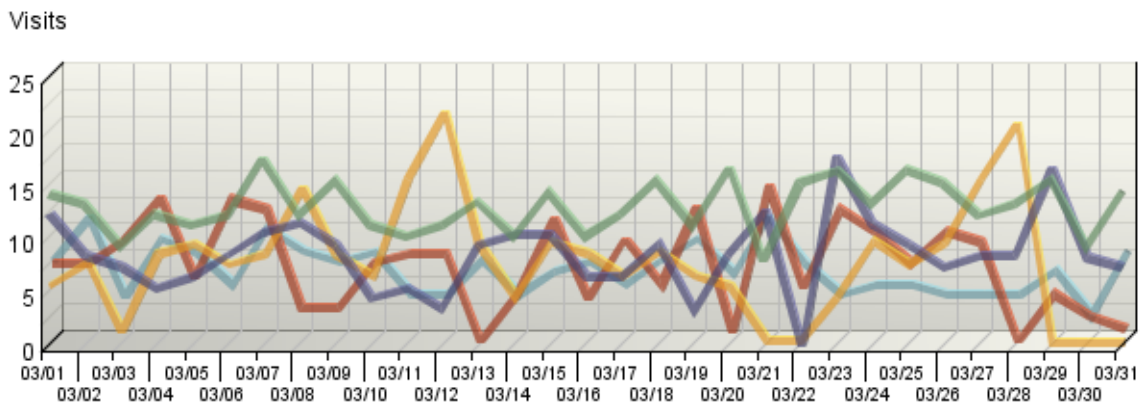


msnbot.msn.com\_... msnbot.msn.com\_...  
209.241.144.34\_Mo... ev1s-207-44-182-1...  
egspd42212.ask.co...

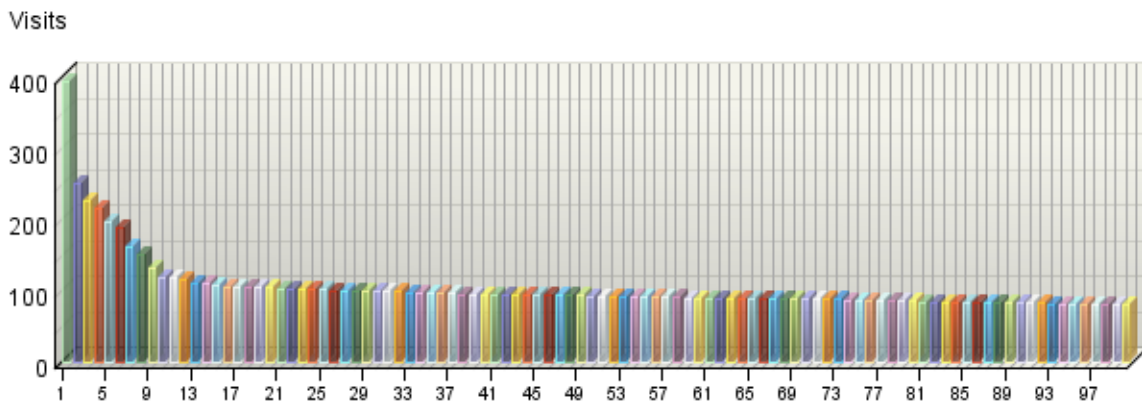
# Top Visitors

This report identifies the IP address, domain name, or cookie of each visitor, and identifies the visitor's activity level on the site. If you use cookies to track visits, WebTrends can differentiate between hits from different visitors with the same IP address.

**Top Visitors Trend**



**Top Visitors**



**Top Visitors**

	Visitor	Visits	% Visits	Hits
■ 1.	msnbot.msn.com_msnbot/1.0 (+http://search.msn.com/msnbot.htm)	394	0.33%	5,960

	Visitor	Visits	% Visits	Hits
2.	209.241.144.34_Mozilla/4.0 (compatible; MSIE 6.0; Windows NT; MS Search 4.0 Robot)	252	0.21%	2,259
3.	egspd42212.ask.com_Mozilla/2.0 (compatible; Ask Jeeves/Teoma; +http://sp.ask.com/docs/about/tech_crawling.html)	228	0.19%	3,255
4.	msnbot.msn.com_msnbot/0.9 (+http://search.msn.com/msnbot.htm)	216	0.18%	2,078
5.	ev1s-207-44-182-14.ev1servers.net_Mozilla/5.0 (compatible; Googlebot/2.1; +http://www.google.com/bot.html)	196	0.16%	540
6.	crawl2.cosmixcorp.com_voyager/1.0	190	0.16%	407
7.	crawl1.exabot.com_Exabot/2.0	161	0.13%	380
8.	lj601895.inktomisearch.com_Mozilla/5.0 (compatible; Yahoo! Slurp; http://help.yahoo.com/help/us/ysearch/slurp)	151	0.12%	177
9.	crawl1.cosmixcorp.com_voyager/1.0	132	0.11%	222
10.	crawl-66-249-72-233.googlebot.com_Mozilla/5.0 (compatible; Googlebot/2.1; +http://www.google.com/bot.html)	119	0.10%	19,210
11.	by1sch4041912.phx.gbl_msnbot/1.0 (+http://search.msn.com/msnbot.htm)	118	0.10%	644
12.	www.gigablast.com_Gigabot/2.0/gigablast.com/spider.html	116	0.10%	230
13.	lj601217.inktomisearch.com_Mozilla/5.0 (compatible; Yahoo! Slurp; http://help.yahoo.com/help/us/ysearch/slurp)	111	0.09%	118
14.	lj2193.inktomisearch.com_Mozilla/5.0 (compatible; Yahoo! Slurp; http://help.yahoo.com/help/us/ysearch/slurp)	110	0.09%	124
15.	crawl-66-249-64-4.googlebot.com_Googlebot/2.1 (+http://www.google.com/bot.html)	109	0.09%	198
16.	198-76-172-69.cos.com_libwww-perl/5.800	106	0.09%	185
17.	crawl-66-249-64-66.googlebot.com_Googlebot/2.1 (+http://www.google.com/bot.html)	105	0.09%	213
18.	crawl-66-249-71-45.googlebot.com_Googlebot/2.1 (+http://www.google.com/bot.html)	105	0.09%	196
19.	crawl-66-249-64-35.googlebot.com_Googlebot/2.1 (+http://www.google.com/bot.html)	105	0.09%	374
20.	crawl-66-249-71-53.googlebot.com_Googlebot/2.1 (+http://www.google.com/bot.html)	105	0.09%	194
21.	crawl-66-249-64-16.googlebot.com_Googlebot/2.1 (+http://www.google.com/bot.html)	104	0.09%	208
22.	134.67.99.163_NLESE USEPA	103	0.09%	8,387
23.	134.67.34.12_Mozilla/4.0 (compatible; MSIE 6.0; Windows NT 5.1; SV1)	102	0.08%	614

	<b>Visitor</b>	<b>Visits</b>	<b>% Visits</b>	<b>Hits</b>
24.	lj2528.inktomisearch.com_Mozilla/5.0 (compatible; Yahoo! Slurp; http://help.yahoo.com/help/us/ysearch/slurp)	102	0.08%	117
25.	lj2478.inktomisearch.com_Mozilla/5.0 (compatible; Yahoo! Slurp; http://help.yahoo.com/help/us/ysearch/slurp)	102	0.08%	139
26.	lj2096.inktomisearch.com_Mozilla/5.0 (compatible; Yahoo! Slurp; http://help.yahoo.com/help/us/ysearch/slurp)	100	0.08%	120
27.	crawl-66-249-64-30.googlebot.com_Googlebot/2.1 (+http://www.google.com/bot.html)	100	0.08%	186
28.	lj601487.inktomisearch.com_Mozilla/5.0 (compatible; Yahoo! Slurp; http://help.yahoo.com/help/us/ysearch/slurp)	100	0.08%	111
29.	crawl-66-249-71-57.googlebot.com_Googlebot/2.1 (+http://www.google.com/bot.html)	100	0.08%	180
30.	crawl-66-249-64-27.googlebot.com_Googlebot/2.1 (+http://www.google.com/bot.html)	100	0.08%	182
31.	crawl-66-249-64-54.googlebot.com_Googlebot/2.1 (+http://www.google.com/bot.html)	99	0.08%	369
32.	crawl-66-249-71-1.googlebot.com_Googlebot/2.1 (+http://www.google.com/bot.html)	99	0.08%	374
33.	crawl-66-249-71-44.googlebot.com_Googlebot/2.1 (+http://www.google.com/bot.html)	98	0.08%	198
34.	crawl-66-249-71-69.googlebot.com_Googlebot/2.1 (+http://www.google.com/bot.html)	98	0.08%	179
35.	crawl-66-249-64-42.googlebot.com_Googlebot/2.1 (+http://www.google.com/bot.html)	97	0.08%	180
36.	crawl-66-249-71-62.googlebot.com_Googlebot/2.1 (+http://www.google.com/bot.html)	96	0.08%	170
37.	crawl-66-249-72-196.googlebot.com_Mozilla/5.0 (compatible; Googlebot/2.1; +http://www.google.com/bot.html)	96	0.08%	22,515
38.	crawl-66-249-64-26.googlebot.com_Googlebot/2.1 (+http://www.google.com/bot.html)	95	0.08%	365
39.	crawl-66-249-64-33.googlebot.com_Googlebot/2.1 (+http://www.google.com/bot.html)	95	0.08%	193
40.	crawl-66-249-64-49.googlebot.com_Googlebot/2.1 (+http://www.google.com/bot.html)	95	0.08%	370
41.	crawl-66-249-64-47.googlebot.com_Googlebot/2.1 (+http://www.google.com/bot.html)	94	0.08%	389
42.	crawl-66-249-71-18.googlebot.com_Googlebot/2.1 (+http://www.google.com/bot.html)	94	0.08%	165
43.	lj2049.inktomisearch.com_Mozilla/5.0 (compatible; Yahoo! Slurp; http://help.yahoo.com/help/us/ysearch/slurp)	94	0.08%	124
44.	crawl-66-249-71-32.googlebot.com_Googlebot/2.1 (+http://www.google.com/bot.html)	94	0.08%	185



	Visitor	Visits	% Visits	Hits
45.	crawl-66-249-71-9.googlebot.com_Googlebot/2.1 (+http://www.google.com/bot.html)	94	0.08%	368
46.	crawl-66-249-71-72.googlebot.com_Googlebot/2.1 (+http://www.google.com/bot.html)	94	0.08%	176
47.	207.68.146.68_msnbot/1.0 (+http://search.msn.com/msnbot.htm)	94	0.08%	239
48.	crawl-66-249-71-33.googlebot.com_Googlebot/2.1 (+http://www.google.com/bot.html)	94	0.08%	192
49.	crawl-66-249-64-50.googlebot.com_Googlebot/2.1 (+http://www.google.com/bot.html)	94	0.08%	379
50.	crawl-66-249-71-50.googlebot.com_Googlebot/2.1 (+http://www.google.com/bot.html)	93	0.08%	377
51.	134.67.99.162_NLESE USEPA	93	0.08%	4,436
52.	lj601635.inktomisearch.com_Mozilla/5.0 (compatible; Yahoo! Slurp; http://help.yahoo.com/help/us/ysearch/slurp)	93	0.08%	101
53.	crawl-66-249-71-28.googlebot.com_Googlebot/2.1 (+http://www.google.com/bot.html)	92	0.08%	191
54.	crawl-66-249-71-54.googlebot.com_Googlebot/2.1 (+http://www.google.com/bot.html)	92	0.08%	198
55.	crawl-66-249-64-13.googlebot.com_Googlebot/2.1 (+http://www.google.com/bot.html)	91	0.08%	391
56.	crawl-66-249-71-40.googlebot.com_Googlebot/2.1 (+http://www.google.com/bot.html)	91	0.08%	183
57.	crawl-66-249-64-44.googlebot.com_Googlebot/2.1 (+http://www.google.com/bot.html)	91	0.08%	377
58.	lj601373.inktomisearch.com_Mozilla/5.0 (compatible; Yahoo! Slurp; http://help.yahoo.com/help/us/ysearch/slurp)	91	0.08%	112
59.	crawl-66-249-71-73.googlebot.com_Googlebot/2.1 (+http://www.google.com/bot.html)	90	0.07%	164
60.	lj601499.inktomisearch.com_Mozilla/5.0 (compatible; Yahoo! Slurp; http://help.yahoo.com/help/us/ysearch/slurp)	90	0.07%	106
61.	crawl-66-249-71-3.googlebot.com_Googlebot/2.1 (+http://www.google.com/bot.html)	90	0.07%	380
62.	crawl-66-249-64-77.googlebot.com_Googlebot/2.1 (+http://www.google.com/bot.html)	90	0.07%	351
63.	crawl-66-249-64-58.googlebot.com_Googlebot/2.1 (+http://www.google.com/bot.html)	90	0.07%	183
64.	161.80.46.247_Mozilla/4.0 (compatible; MSIE 6.0; Windows NT 5.1; SV1; .NET CLR 1.1.4322; .NET CLR 2.0.50727)	90	0.07%	451
65.	161.80.46.124_Mozilla/4.0 (compatible; MSIE 6.0; Windows NT 5.1; SV1; .NET CLR 1.1.4322; .NET CLR 2.0.50727)	89	0.07%	350
66.	crawl-66-249-64-37.googlebot.com_Googlebot/2.1 (+http://www.google.com/bot.html)	89	0.07%	168

	Visitor	Visits	% Visits	Hits
67.	lj2043.inktomisearch.com_Mozilla/5.0 (compatible; Yahoo! Slurp; http://help.yahoo.com/help/us/ysearch/slurp)	89	0.07%	104
68.	crawl-66-249-71-39.googlebot.com_Googlebot/2.1 (+http://www.google.com/bot.html)	89	0.07%	192
69.	crawl-66-249-64-38.googlebot.com_Googlebot/2.1 (+http://www.google.com/bot.html)	89	0.07%	176
70.	crawl-66-249-71-70.googlebot.com_Googlebot/2.1 (+http://www.google.com/bot.html)	89	0.07%	381
71.	crawl-66-249-64-36.googlebot.com_Googlebot/2.1 (+http://www.google.com/bot.html)	88	0.07%	382
72.	lj2209.inktomisearch.com_Mozilla/5.0 (compatible; Yahoo! Slurp; http://help.yahoo.com/help/us/ysearch/slurp)	88	0.07%	94
73.	lj2225.inktomisearch.com_Mozilla/5.0 (compatible; Yahoo! Slurp; http://help.yahoo.com/help/us/ysearch/slurp)	88	0.07%	97
74.	crawl-66-249-64-52.googlebot.com_Googlebot/2.1 (+http://www.google.com/bot.html)	87	0.07%	156
75.	lj601603.inktomisearch.com_Mozilla/5.0 (compatible; Yahoo! Slurp; http://help.yahoo.com/help/us/ysearch/slurp)	87	0.07%	88
76.	crawl-66-249-64-68.googlebot.com_Googlebot/2.1 (+http://www.google.com/bot.html)	86	0.07%	189
77.	lj2392.inktomisearch.com_Mozilla/5.0 (compatible; Yahoo! Slurp; http://help.yahoo.com/help/us/ysearch/slurp)	86	0.07%	103
78.	lj601588.inktomisearch.com_Mozilla/5.0 (compatible; Yahoo! Slurp; http://help.yahoo.com/help/us/ysearch/slurp)	86	0.07%	90
79.	lj2380.inktomisearch.com_Mozilla/5.0 (compatible; Yahoo! Slurp; http://help.yahoo.com/help/us/ysearch/slurp)	86	0.07%	92
80.	lj601777.inktomisearch.com_Mozilla/5.0 (compatible; Yahoo! Slurp; http://help.yahoo.com/help/us/ysearch/slurp)	86	0.07%	90
81.	lj601727.inktomisearch.com_Mozilla/5.0 (compatible; Yahoo! Slurp; http://help.yahoo.com/help/us/ysearch/slurp)	84	0.07%	100
82.	crawl-66-249-64-15.googlebot.com_Googlebot/2.1 (+http://www.google.com/bot.html)	84	0.07%	378
83.	crawl-66-249-71-13.googlebot.com_Googlebot/2.1 (+http://www.google.com/bot.html)	84	0.07%	175
84.	crawler-gw-01.bos3.fastsearch.net_FAST Enterprise Crawler 6 / Scirus scirus-crawler@fast.no; http://www.scirus.com/srsapp/contactus/	84	0.07%	3,175
85.	crawl-66-249-64-7.googlebot.com_Googlebot/2.1 (+http://www.google.com/bot.html)	83	0.07%	364

	<b>Visitor</b>	<b>Visits</b>	<b>% Visits</b>	<b>Hits</b>
86.	lj601844.inktomisearch.com_Mozilla/5.0 (compatible; Yahoo! Slurp; http://help.yahoo.com/help/us/ysearch/slurp)	83	0.07%	94
87.	lj601825.inktomisearch.com_Mozilla/5.0 (compatible; Yahoo! Slurp; http://help.yahoo.com/help/us/ysearch/slurp)	83	0.07%	88
88.	lj2527.inktomisearch.com_Mozilla/5.0 (compatible; Yahoo! Slurp; http://help.yahoo.com/help/us/ysearch/slurp)	83	0.07%	116
89.	lj2352.inktomisearch.com_Mozilla/5.0 (compatible; Yahoo! Slurp; http://help.yahoo.com/help/us/ysearch/slurp)	83	0.07%	105
90.	crawl-66-249-71-56.googlebot.com_Googlebot/2.1 (+http://www.google.com/bot.html)	83	0.07%	179
91.	lj2029.inktomisearch.com_Mozilla/5.0 (compatible; Yahoo! Slurp; http://help.yahoo.com/help/us/ysearch/slurp)	83	0.07%	103
92.	lj601321.inktomisearch.com_Mozilla/5.0 (compatible; Yahoo! Slurp; http://help.yahoo.com/help/us/ysearch/slurp)	83	0.07%	99
93.	crawl-66-249-71-15.googlebot.com_Googlebot/2.1 (+http://www.google.com/bot.html)	82	0.07%	380
94.	82-41-156-95.cable.ubr01.lin1.blueyonder.co.uk_-	82	0.07%	112
95.	lj602047.inktomisearch.com_Mozilla/5.0 (compatible; Yahoo! Slurp; http://help.yahoo.com/help/us/ysearch/slurp)	82	0.07%	86
96.	lj2129.inktomisearch.com_Mozilla/5.0 (compatible; Yahoo! Slurp; http://help.yahoo.com/help/us/ysearch/slurp)	81	0.07%	103
97.	lj602001.inktomisearch.com_Mozilla/5.0 (compatible; Yahoo! Slurp; http://help.yahoo.com/help/us/ysearch/slurp)	81	0.07%	81
98.	lj601908.inktomisearch.com_Mozilla/5.0 (compatible; Yahoo! Slurp; http://help.yahoo.com/help/us/ysearch/slurp)	81	0.07%	86
99.	lj601919.inktomisearch.com_Mozilla/5.0 (compatible; Yahoo! Slurp; http://help.yahoo.com/help/us/ysearch/slurp)	80	0.07%	94
100.	lj601534.inktomisearch.com_Mozilla/5.0 (compatible; Yahoo! Slurp; http://help.yahoo.com/help/us/ysearch/slurp)	80	0.07%	83
101.	crawl-66-249-71-41.googlebot.com_Googlebot/2.1 (+http://www.google.com/bot.html)	80	0.07%	166
102.	lj2324.inktomisearch.com_Mozilla/5.0 (compatible; Yahoo! Slurp; http://help.yahoo.com/help/us/ysearch/slurp)	80	0.07%	86
103.	lj601659.inktomisearch.com_Mozilla/5.0 (compatible; Yahoo! Slurp; http://help.yahoo.com/help/us/ysearch/slurp)	80	0.07%	83

	<b>Visitor</b>	<b>Visits</b>	<b>% Visits</b>	<b>Hits</b>
104.	lj601579.inktomisearch.com_Mozilla/5.0 (compatible; Yahoo! Slurp; http://help.yahoo.com/help/us/ysearch/slurp)	79	0.07%	85
105.	lj2041.inktomisearch.com_Mozilla/5.0 (compatible; Yahoo! Slurp; http://help.yahoo.com/help/us/ysearch/slurp)	79	0.07%	88
106.	lj602178.inktomisearch.com_Mozilla/5.0 (compatible; Yahoo! Slurp; http://help.yahoo.com/help/us/ysearch/slurp)	79	0.07%	87
107.	lj2347.inktomisearch.com_Mozilla/5.0 (compatible; Yahoo! Slurp; http://help.yahoo.com/help/us/ysearch/slurp)	79	0.07%	86
108.	lj601051.inktomisearch.com_Mozilla/5.0 (compatible; Yahoo! Slurp; http://help.yahoo.com/help/us/ysearch/slurp)	78	0.06%	101
109.	crawl-66-249-71-7.googlebot.com_Googlebot/2.1 (+http://www.google.com/bot.html)	78	0.06%	352
110.	lj602117.inktomisearch.com_Mozilla/5.0 (compatible; Yahoo! Slurp; http://help.yahoo.com/help/us/ysearch/slurp)	77	0.06%	84
111.	lj601621.inktomisearch.com_Mozilla/5.0 (compatible; Yahoo! Slurp; http://help.yahoo.com/help/us/ysearch/slurp)	77	0.06%	94
112.	lj601509.inktomisearch.com_Mozilla/5.0 (compatible; Yahoo! Slurp; http://help.yahoo.com/help/us/ysearch/slurp)	76	0.06%	86
113.	lj2314.inktomisearch.com_Mozilla/5.0 (compatible; Yahoo! Slurp; http://help.yahoo.com/help/us/ysearch/slurp)	76	0.06%	80
114.	lj2499.inktomisearch.com_Mozilla/5.0 (compatible; Yahoo! Slurp; http://help.yahoo.com/help/us/ysearch/slurp)	76	0.06%	100
115.	lj601681.inktomisearch.com_Mozilla/5.0 (compatible; Yahoo! Slurp; http://help.yahoo.com/help/us/ysearch/slurp)	76	0.06%	77
116.	lj601561.inktomisearch.com_Mozilla/5.0 (compatible; Yahoo! Slurp; http://help.yahoo.com/help/us/ysearch/slurp)	76	0.06%	78
117.	lj2334.inktomisearch.com_Mozilla/5.0 (compatible; Yahoo! Slurp; http://help.yahoo.com/help/us/ysearch/slurp)	76	0.06%	107
118.	lj2266.inktomisearch.com_Mozilla/5.0 (compatible; Yahoo! Slurp; http://help.yahoo.com/help/us/ysearch/slurp)	76	0.06%	83
119.	lj2318.inktomisearch.com_Mozilla/5.0 (compatible; Yahoo! Slurp; http://help.yahoo.com/help/us/ysearch/slurp)	75	0.06%	79
120.	lj601948.inktomisearch.com_Mozilla/5.0 (compatible; Yahoo! Slurp; http://help.yahoo.com/help/us/ysearch/slurp)	75	0.06%	82

	<b>Visitor</b>	<b>Visits</b>	<b>% Visits</b>	<b>Hits</b>
■ 121.	lj602164.inktomisearch.com_Mozilla/5.0 (compatible; Yahoo! Slurp; http://help.yahoo.com/help/us/ysearch/slurp)	74	0.06%	89
■ 122.	lj2007.inktomisearch.com_Mozilla/5.0 (compatible; Yahoo! Slurp; http://help.yahoo.com/help/us/ysearch/slurp)	74	0.06%	125
■ 123.	lj601637.inktomisearch.com_Mozilla/5.0 (compatible; Yahoo! Slurp; http://help.yahoo.com/help/us/ysearch/slurp)	74	0.06%	80
■ 124.	lj601209.inktomisearch.com_Mozilla/5.0 (compatible; Yahoo! Slurp; http://help.yahoo.com/help/us/ysearch/slurp)	74	0.06%	86
■ 125.	lj2238.inktomisearch.com_Mozilla/5.0 (compatible; Yahoo! Slurp; http://help.yahoo.com/help/us/ysearch/slurp)	74	0.06%	78
■ 126.	lj602065.inktomisearch.com_Mozilla/5.0 (compatible; Yahoo! Slurp; http://help.yahoo.com/help/us/ysearch/slurp)	74	0.06%	74
■ 127.	lj601632.inktomisearch.com_Mozilla/5.0 (compatible; Yahoo! Slurp; http://help.yahoo.com/help/us/ysearch/slurp)	73	0.06%	81
■ 128.	lj602147.inktomisearch.com_Mozilla/5.0 (compatible; Yahoo! Slurp; http://help.yahoo.com/help/us/ysearch/slurp)	73	0.06%	99
■ 129.	lj2591.inktomisearch.com_Mozilla/5.0 (compatible; Yahoo! Slurp; http://help.yahoo.com/help/us/ysearch/slurp)	73	0.06%	75
■ 130.	lj2177.inktomisearch.com_Mozilla/5.0 (compatible; Yahoo! Slurp; http://help.yahoo.com/help/us/ysearch/slurp)	73	0.06%	77
■ 131.	lj602078.inktomisearch.com_Mozilla/5.0 (compatible; Yahoo! Slurp; http://help.yahoo.com/help/us/ysearch/slurp)	72	0.06%	76
■ 132.	lj601695.inktomisearch.com_Mozilla/5.0 (compatible; Yahoo! Slurp; http://help.yahoo.com/help/us/ysearch/slurp)	72	0.06%	89
■ 133.	lj601798.inktomisearch.com_Mozilla/5.0 (compatible; Yahoo! Slurp; http://help.yahoo.com/help/us/ysearch/slurp)	72	0.06%	83
■ 134.	161.80.46.248_Mozilla/4.0 (compatible; MSIE 6.0; Windows NT 5.1; SV1; .NET CLR 1.1.4322; .NET CLR 2.0.50727)	72	0.06%	348
■ 135.	lj2121.inktomisearch.com_Mozilla/5.0 (compatible; Yahoo! Slurp; http://help.yahoo.com/help/us/ysearch/slurp)	72	0.06%	101
■ 136.	lj601401.inktomisearch.com_Mozilla/5.0 (compatible; Yahoo! Slurp; http://help.yahoo.com/help/us/ysearch/slurp)	72	0.06%	100

	<b>Visitor</b>	<b>Visits</b>	<b>% Visits</b>	<b>Hits</b>
137.	lj602152.inktomisearch.com_Mozilla/5.0 (compatible; Yahoo! Slurp; http://help.yahoo.com/help/us/ysearch/slurp)	72	0.06%	88
138.	lj601924.inktomisearch.com_Mozilla/5.0 (compatible; Yahoo! Slurp; http://help.yahoo.com/help/us/ysearch/slurp)	72	0.06%	76
139.	lj601966.inktomisearch.com_Mozilla/5.0 (compatible; Yahoo! Slurp; http://help.yahoo.com/help/us/ysearch/slurp)	71	0.06%	89
140.	lj2453.inktomisearch.com_Mozilla/5.0 (compatible; Yahoo! Slurp; http://help.yahoo.com/help/us/ysearch/slurp)	71	0.06%	77
141.	lj601618.inktomisearch.com_Mozilla/5.0 (compatible; Yahoo! Slurp; http://help.yahoo.com/help/us/ysearch/slurp)	71	0.06%	73
142.	lj601452.inktomisearch.com_Mozilla/5.0 (compatible; Yahoo! Slurp; http://help.yahoo.com/help/us/ysearch/slurp)	71	0.06%	88
143.	lj601188.inktomisearch.com_Mozilla/5.0 (compatible; Yahoo! Slurp; http://help.yahoo.com/help/us/ysearch/slurp)	71	0.06%	72
144.	lj2455.inktomisearch.com_Mozilla/5.0 (compatible; Yahoo! Slurp; http://help.yahoo.com/help/us/ysearch/slurp)	71	0.06%	88
145.	lj2239.inktomisearch.com_Mozilla/5.0 (compatible; Yahoo! Slurp; http://help.yahoo.com/help/us/ysearch/slurp)	71	0.06%	91
146.	lj601281.inktomisearch.com_Mozilla/5.0 (compatible; Yahoo! Slurp; http://help.yahoo.com/help/us/ysearch/slurp)	71	0.06%	76
147.	lj2293.inktomisearch.com_Mozilla/5.0 (compatible; Yahoo! Slurp; http://help.yahoo.com/help/us/ysearch/slurp)	71	0.06%	92
148.	lj2466.inktomisearch.com_Mozilla/5.0 (compatible; Yahoo! Slurp; http://help.yahoo.com/help/us/ysearch/slurp)	70	0.06%	82
149.	lj601276.inktomisearch.com_Mozilla/5.0 (compatible; Yahoo! Slurp; http://help.yahoo.com/help/us/ysearch/slurp)	70	0.06%	73
150.	lj2484.inktomisearch.com_Mozilla/5.0 (compatible; Yahoo! Slurp; http://help.yahoo.com/help/us/ysearch/slurp)	70	0.06%	84
151.	lj601916.inktomisearch.com_Mozilla/5.0 (compatible; Yahoo! Slurp; http://help.yahoo.com/help/us/ysearch/slurp)	70	0.06%	71
152.	ip55.153.adsl.wplus.ru_Mozilla/4.0 (compatible; MSIE 5.01; Windows NT 5.0)	70	0.06%	75
153.	lj602057.inktomisearch.com_Mozilla/5.0 (compatible; Yahoo! Slurp; http://help.yahoo.com/help/us/ysearch/slurp)	70	0.06%	73

	<b>Visitor</b>	<b>Visits</b>	<b>% Visits</b>	<b>Hits</b>
154.	lj2195.inktomisearch.com_Mozilla/5.0 (compatible; Yahoo! Slurp; http://help.yahoo.com/help/us/ysearch/slurp)	70	0.06%	80
155.	lj2098.inktomisearch.com_Mozilla/5.0 (compatible; Yahoo! Slurp; http://help.yahoo.com/help/us/ysearch/slurp)	70	0.06%	83
156.	lj601280.inktomisearch.com_Mozilla/5.0 (compatible; Yahoo! Slurp; http://help.yahoo.com/help/us/ysearch/slurp)	70	0.06%	94
157.	lj601363.inktomisearch.com_Mozilla/5.0 (compatible; Yahoo! Slurp; http://help.yahoo.com/help/us/ysearch/slurp)	70	0.06%	83
158.	lj601323.inktomisearch.com_Mozilla/5.0 (compatible; Yahoo! Slurp; http://help.yahoo.com/help/us/ysearch/slurp)	69	0.06%	75
159.	lj602131.inktomisearch.com_Mozilla/5.0 (compatible; Yahoo! Slurp; http://help.yahoo.com/help/us/ysearch/slurp)	69	0.06%	77
160.	lj2112.inktomisearch.com_Mozilla/5.0 (compatible; Yahoo! Slurp; http://help.yahoo.com/help/us/ysearch/slurp)	69	0.06%	73
161.	lj602136.inktomisearch.com_Mozilla/5.0 (compatible; Yahoo! Slurp; http://help.yahoo.com/help/us/ysearch/slurp)	69	0.06%	70
162.	lj601485.inktomisearch.com_Mozilla/5.0 (compatible; Yahoo! Slurp; http://help.yahoo.com/help/us/ysearch/slurp)	69	0.06%	71
163.	lj2435.inktomisearch.com_Mozilla/5.0 (compatible; Yahoo! Slurp; http://help.yahoo.com/help/us/ysearch/slurp)	69	0.06%	85
164.	lj2446.inktomisearch.com_Mozilla/5.0 (compatible; Yahoo! Slurp; http://help.yahoo.com/help/us/ysearch/slurp)	69	0.06%	87
165.	lj601508.inktomisearch.com_Mozilla/5.0 (compatible; Yahoo! Slurp; http://help.yahoo.com/help/us/ysearch/slurp)	68	0.06%	74
166.	lj601850.inktomisearch.com_Mozilla/5.0 (compatible; Yahoo! Slurp; http://help.yahoo.com/help/us/ysearch/slurp)	68	0.06%	73
167.	lj601839.inktomisearch.com_Mozilla/5.0 (compatible; Yahoo! Slurp; http://help.yahoo.com/help/us/ysearch/slurp)	68	0.06%	85
168.	lj601718.inktomisearch.com_Mozilla/5.0 (compatible; Yahoo! Slurp; http://help.yahoo.com/help/us/ysearch/slurp)	68	0.06%	93
169.	lj2565.inktomisearch.com_Mozilla/5.0 (compatible; Yahoo! Slurp; http://help.yahoo.com/help/us/ysearch/slurp)	68	0.06%	78



	<b>Visitor</b>	<b>Visits</b>	<b>% Visits</b>	<b>Hits</b>
170.	lj601288.inktomisearch.com_Mozilla/5.0 (compatible; Yahoo! Slurp; http://help.yahoo.com/help/us/ysearch/slurp)	68	0.06%	79
171.	CPE-65-28-165-35.neb.res.rr.com_Mozilla/4.0 (compatible; MSIE 6.0; Windows NT 5.1)	68	0.06%	98
172.	lj2089.inktomisearch.com_Mozilla/5.0 (compatible; Yahoo! Slurp; http://help.yahoo.com/help/us/ysearch/slurp)	67	0.06%	70
173.	lj601885.inktomisearch.com_Mozilla/5.0 (compatible; Yahoo! Slurp; http://help.yahoo.com/help/us/ysearch/slurp)	67	0.06%	87
174.	lj2056.inktomisearch.com_Mozilla/5.0 (compatible; Yahoo! Slurp; http://help.yahoo.com/help/us/ysearch/slurp)	67	0.06%	103
175.	lj601190.inktomisearch.com_Mozilla/5.0 (compatible; Yahoo! Slurp; http://help.yahoo.com/help/us/ysearch/slurp)	67	0.06%	72
176.	lj601530.inktomisearch.com_Mozilla/5.0 (compatible; Yahoo! Slurp; http://help.yahoo.com/help/us/ysearch/slurp)	67	0.06%	72
177.	lj2154.inktomisearch.com_Mozilla/5.0 (compatible; Yahoo! Slurp; http://help.yahoo.com/help/us/ysearch/slurp)	67	0.06%	76
178.	lj601370.inktomisearch.com_Mozilla/5.0 (compatible; Yahoo! Slurp; http://help.yahoo.com/help/us/ysearch/slurp)	67	0.06%	72
179.	lj2163.inktomisearch.com_Mozilla/5.0 (compatible; Yahoo! Slurp; http://help.yahoo.com/help/us/ysearch/slurp)	66	0.05%	92
180.	lj2035.inktomisearch.com_Mozilla/5.0 (compatible; Yahoo! Slurp; http://help.yahoo.com/help/us/ysearch/slurp)	66	0.05%	87
181.	lj2224.inktomisearch.com_Mozilla/5.0 (compatible; Yahoo! Slurp; http://help.yahoo.com/help/us/ysearch/slurp)	66	0.05%	79
182.	fj5010.inktomisearch.com_Mozilla/5.0 (compatible; Yahoo! Slurp; http://help.yahoo.com/help/us/ysearch/slurp)	66	0.05%	68
183.	lj601820.inktomisearch.com_Mozilla/5.0 (compatible; Yahoo! Slurp; http://help.yahoo.com/help/us/ysearch/slurp)	66	0.05%	70
184.	lj2506.inktomisearch.com_Mozilla/5.0 (compatible; Yahoo! Slurp; http://help.yahoo.com/help/us/ysearch/slurp)	65	0.05%	67
185.	lj602175.inktomisearch.com_Mozilla/5.0 (compatible; Yahoo! Slurp; http://help.yahoo.com/help/us/ysearch/slurp)	65	0.05%	68
186.	crawl-66-249-64-6.googlebot.com_Googlebot/2.1 (+http://www.google.com/bot.html)	65	0.05%	181



	Visitor	Visits	% Visits	Hits
187.	lj2595.inktomisearch.com_Mozilla/5.0 (compatible; Yahoo! Slurp; http://help.yahoo.com/help/us/ysearch/slurp)	65	0.05%	80
188.	lj2585.inktomisearch.com_Mozilla/5.0 (compatible; Yahoo! Slurp; http://help.yahoo.com/help/us/ysearch/slurp)	65	0.05%	80
189.	lj601414.inktomisearch.com_Mozilla/5.0 (compatible; Yahoo! Slurp; http://help.yahoo.com/help/us/ysearch/slurp)	65	0.05%	70
190.	lj2013.inktomisearch.com_Mozilla/5.0 (compatible; Yahoo! Slurp; http://help.yahoo.com/help/us/ysearch/slurp)	65	0.05%	72
191.	lj2471.inktomisearch.com_Mozilla/5.0 (compatible; Yahoo! Slurp; http://help.yahoo.com/help/us/ysearch/slurp)	65	0.05%	70
192.	lj601722.inktomisearch.com_Mozilla/5.0 (compatible; Yahoo! Slurp; http://help.yahoo.com/help/us/ysearch/slurp)	65	0.05%	86
193.	crawl-66-249-71-67.googlebot.com_Googlebot/2.1 (+http://www.google.com/bot.html)	65	0.05%	114
194.	lj602150.inktomisearch.com_Mozilla/5.0 (compatible; Yahoo! Slurp; http://help.yahoo.com/help/us/ysearch/slurp)	65	0.05%	71
195.	lj2576.inktomisearch.com_Mozilla/5.0 (compatible; Yahoo! Slurp; http://help.yahoo.com/help/us/ysearch/slurp)	65	0.05%	83
196.	lj2031.inktomisearch.com_Mozilla/5.0 (compatible; Yahoo! Slurp; http://help.yahoo.com/help/us/ysearch/slurp)	64	0.05%	66
197.	lj601189.inktomisearch.com_Mozilla/5.0 (compatible; Yahoo! Slurp; http://help.yahoo.com/help/us/ysearch/slurp)	64	0.05%	79
198.	lj2128.inktomisearch.com_Mozilla/5.0 (compatible; Yahoo! Slurp; http://help.yahoo.com/help/us/ysearch/slurp)	64	0.05%	76
199.	lj601614.inktomisearch.com_Mozilla/5.0 (compatible; Yahoo! Slurp; http://help.yahoo.com/help/us/ysearch/slurp)	64	0.05%	66
200.	lj2086.inktomisearch.com_Mozilla/5.0 (compatible; Yahoo! Slurp; http://help.yahoo.com/help/us/ysearch/slurp)	64	0.05%	69
	<b>Other</b>	<b>103,489</b>	<b>85.58%</b>	<b>284,541</b>
	<b>Total</b>	<b>120,920</b>	<b>100.00%</b>	<b>384,550</b>

items 1-200 of 200

## Top Visitors - Help Card



### Column Definitions

#### Visitor

The IP address, domain name, or cookie of the visitor.

#### Visits

Number of times the specified visitor visited your site. A visit is a series of actions that begins when a visitor views their first page from the server, and ends when the visitor leaves the site or remains idle beyond the idle-time limit. The default idle-time limit is thirty minutes. This time limit can be changed by the system administrator.

#### Hits

Number of hits attributed to the specified visitor. Each file requested by a visitor registers as a hit. There can be several hits on each page. While the volume of hits reflects the amount of server traffic, it is not an accurate reflection of the number of pages viewed.



### Report Descriptions

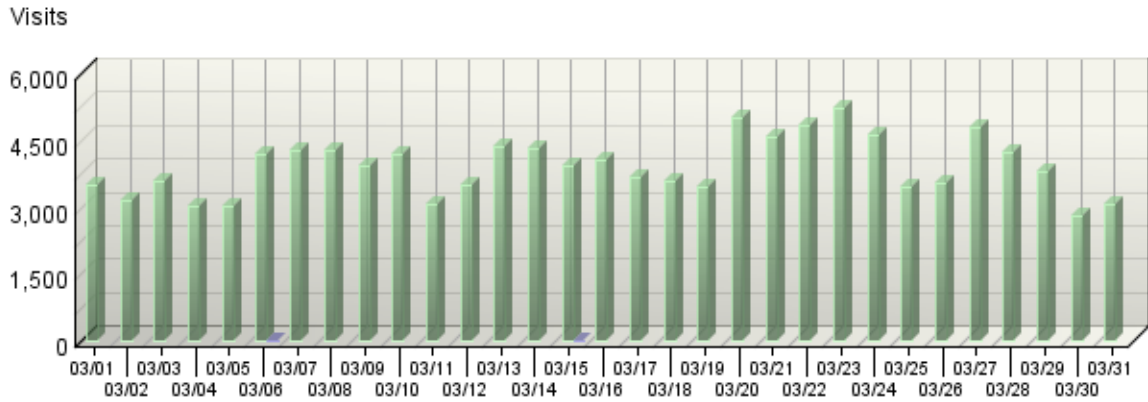
Consider the visitors who use the site most, and tailor your site to their interests and needs. If your site is an intranet, notice which employees use the site most, and find out what they like about it. You might also get feedback from those who use it the least and find out what they are looking for.

**Note:** If a visitor has a dynamic IP address, or if a group of visitors are behind a proxy server or firewall, this data might be misleading. In the case of a dynamic IP address, multiple IP addresses could be shown for a single visitor, and in the case of a firewall or proxy server, one IP address could be used by more than one visitor.

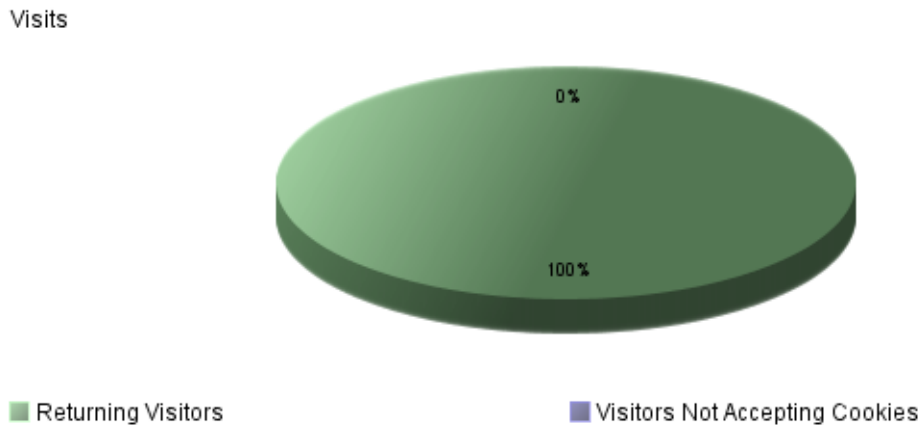
# New vs. Return Visits

This report compares the number of visits by new and returning visitors to your site.

**New vs. Return Visits Trend**



**New vs. Return Visits**



**New vs. Return Visits**

Visitor Type	Visits	% Visits
Returning Visitors	120,918	100.00%
Visitors Not Accepting Cookies	2	0.00%
<b>Total</b>	<b>120,920</b>	<b>100.00%</b>

items 1-2 of 2

## New vs. Return Visits - Help Card



### Column Definitions

#### New Visitors

Visitors whose visit starts without any cookie information but acquires a cookie (or multiple cookies) during the visit. For single-page visits there is no way (without the use of SmartSource Data Collection) to distinguish a new visitor from a visitor that does not accept cookies. As a result these visits are categorized as Visitors Not Accepting Cookies.

#### Returning Visitors

Visitors who already had a cookie from your site when they visited.

#### Visitors Not Accepting Cookies

Visitors not accepting cookies from your site. There is no way to determine if these visitors are new or returning. Note that Express Analysis does not report on this information.

#### Visits

Number of visits by visitors who fit into the specified visitor category. A visit is a series of actions that begins when a visitor views their first page from the server, and ends when the visitor leaves the site or remains idle beyond the idle-time limit. The default idle-time limit is thirty minutes. This time limit can be changed by the system administrator.

#### %

Percentage of visitors who fit into the specified visitor category.



### Report Descriptions

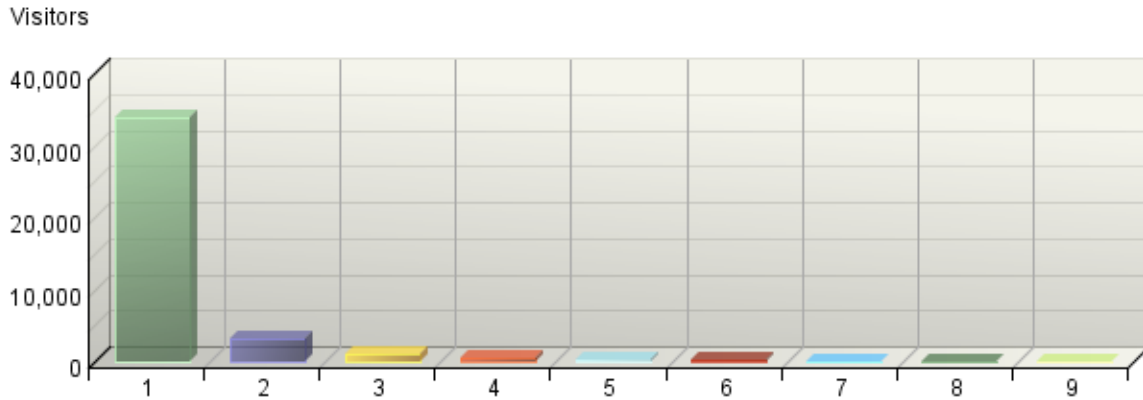
By tracking the ratio between new and return visits over a period of time, you can determine if your site is attracting enough returning visitors.

Note: This report uses only cookies to determine whether a visitor is new or returning. This information cannot therefore be correlated to visitor counts obtained using IP tracking. For example, when a visitor goes to a site that has session-based cookies but no permanent cookies, they will receive a cookie on their second hit and be labeled a new visitor. If they close their browser, wait an hour, and go back to the same site, they will have no cookies on their first hit (since the cookie they got previously was session-based) and will once again be issued a cookie on their second hit. If the site's logs are analyzed using the IP tracking method, the result is 1 unique visitor (determined using IP tracking), but 2 visits and 2 new or first-time visitors (determined using cookies).

# Visitors by Number of Visits

This report shows the distribution of visitors based on how many times each visitor visited your site.

Visitors by Number of Visits



Visitors by Number of Visits

Number of Visits	Visitors	% Visitors
1 visit	33,837	82.72%
2 visits	3,109	7.60%
3 visits	935	2.29%
4 visits	403	0.99%
5 visits	240	0.59%
6 visits	138	0.34%
7 visits	88	0.22%
8 visits	97	0.24%
9 visits	53	0.13%
<b>Other</b>	<b>2,003</b>	<b>4.90%</b>
<b>Total</b>	<b>40,903</b>	<b>100.00%</b>

items 1-9 of 9

## Visitors by Number of Visits - Help Card



### Column Definitions

#### Number of Visits

The number of visits by each visitor during the period of the report.

#### Visitors

Number of individuals who came to your site the amount of times specified in the Number of Visits column.

#### %

Percentage of visitors who came to your site the amount of times specified in the Number of Visits column.



### Report Descriptions

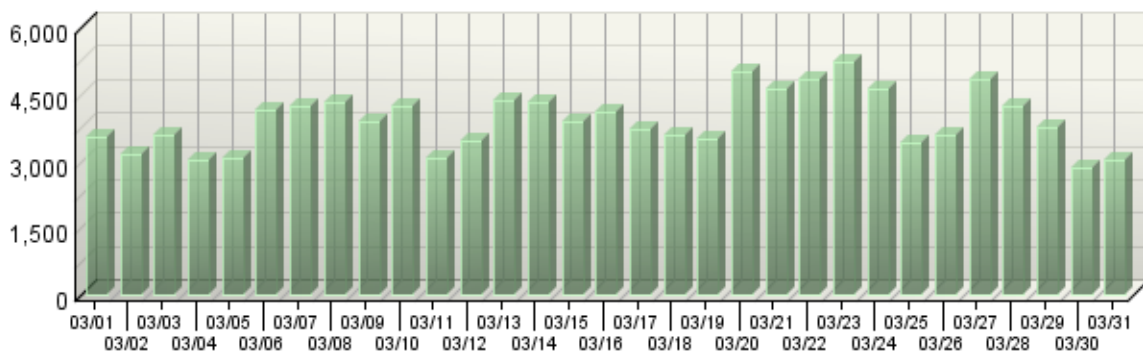
This information can indicate whether or not your site compels visitors to return. Updating web site content is one way to draw return visitors.

# Visitors Trend

This report shows how many times visitors visited your web site and how long they stayed. The information is divided into time slices based on the duration of the log file. Some visits may span more than one time interval, and will be counted in each interval where they appear. The sum of visits for all intervals may therefore exceed the total visits shown in the Overview Dashboard page.

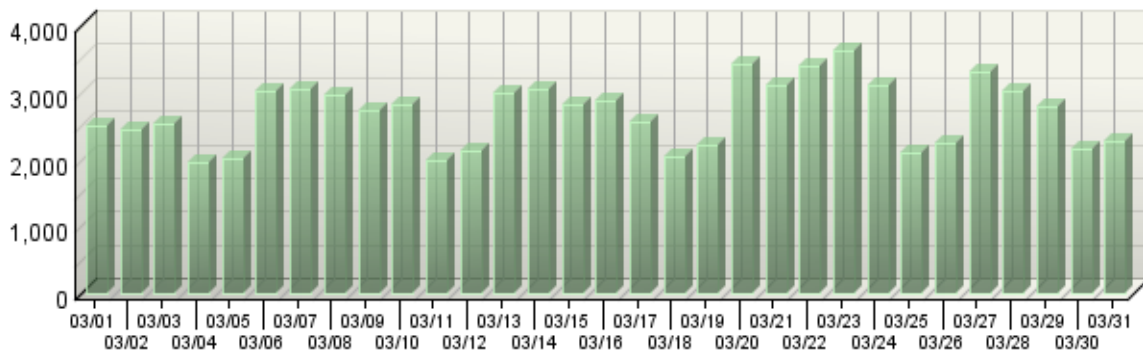
## Active Visits Trend

Active Visits



## Visitors Trend

Visitors



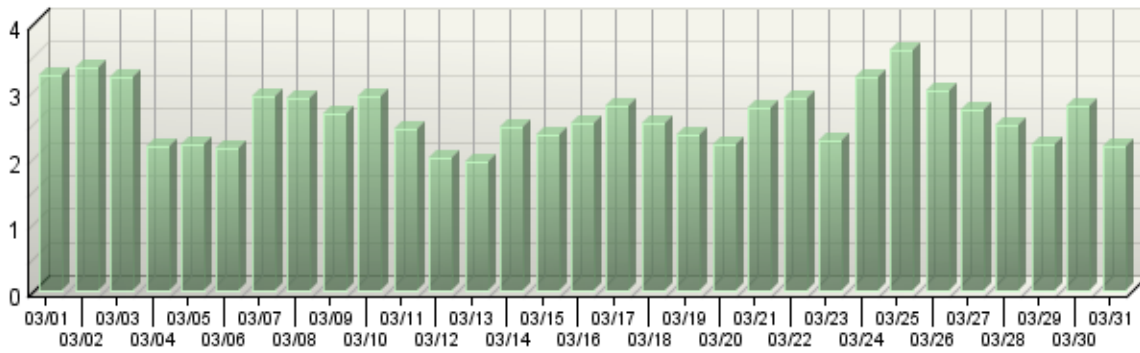
### New Visitors Trend

New Visitors



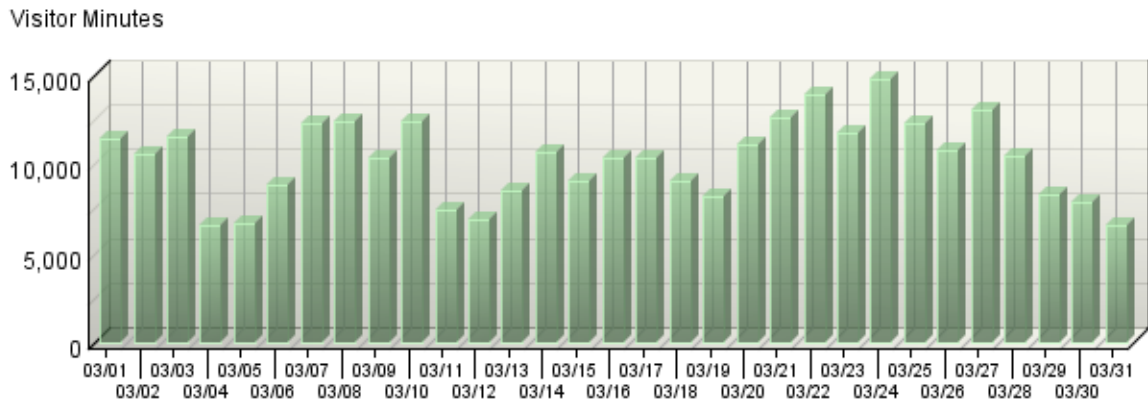
### Average Length of Visit Trend

Average Visit Duration





### Visitor Minutes Trend



### Visitors Trend

Day	Active Visits	Visitors	New Visitors
03/01	3,531	2,502	0
03/02	3,139	2,440	0
03/03	3,582	2,537	0
03/04	3,017	1,945	0
03/05	3,065	2,014	0
03/06	4,155	3,023	0
03/07	4,248	3,055	0
03/08	4,321	2,960	0
03/09	3,905	2,720	0
03/10	4,244	2,806	0
03/11	3,071	1,989	0
03/12	3,472	2,121	0
03/13	4,361	2,995	0
03/14	4,335	3,047	0
03/15	3,870	2,818	0
03/16	4,108	2,892	0
03/17	3,708	2,562	0
03/18	3,586	2,056	0
03/19	3,484	2,204	0
03/20	5,011	3,415	0
03/21	4,634	3,112	0
03/22	4,820	3,405	0
03/23	5,233	3,612	0
03/24	4,627	3,109	0

Day	Active Visits	Visitors	New Visitors
03/25	3,428	2,088	0
03/26	3,597	2,249	0
03/27	4,824	3,297	0
03/28	4,246	3,009	0
03/29	3,766	2,793	0
03/30	2,829	2,170	0
03/31	3,018	2,285	0
<b>Average</b>	<b>3,910</b>	<b>2,684</b>	<b>0</b>
<b>Total</b>	<b>-</b>	<b>-</b>	<b>0</b>

items 1-31 of 31

### Visitors Trend

Day	Average Visit Duration	Visitor Minutes
03/01	00:03:13	11,415.32
03/02	00:03:21	10,535.05
03/03	00:03:12	11,519.8
03/04	00:02:10	6,567.05
03/05	00:02:11	6,699.43
03/06	00:02:07	8,837.02
03/07	00:02:54	12,354.25
03/08	00:02:52	12,387.45
03/09	00:02:39	10,375.37
03/10	00:02:55	12,386.48
03/11	00:02:25	7,445.85
03/12	00:01:59	6,915.38
03/13	00:01:56	8,495.65
03/14	00:02:27	10,670.03
03/15	00:02:20	9,032.2
03/16	00:02:30	10,334.68
03/17	00:02:46	10,318.17
03/18	00:02:31	9,063.2
03/19	00:02:20	8,169.22
03/20	00:02:12	11,094.45
03/21	00:02:44	12,668
03/22	00:02:53	13,936.25
03/23	00:02:15	11,796.68
03/24	00:03:11	14,802.58
03/25	00:03:36	12,351.92
03/26	00:02:59	10,755.75

Day	Average Visit Duration	Visitor Minutes
03/27	00:02:42	13,080.78
03/28	00:02:28	10,507.08
03/29	00:02:12	8,330.47
03/30	00:02:46	7,833.5
03/31	00:02:10	6,564.92
<b>Average</b>	-	<b>10,233.68</b>
<b>Total</b>	-	<b>317,243.98</b>

items 1-31 of 31

### Visitors Trend - Help Card



#### Column Definitions

##### Time Interval (hour, day, etc.)

A one-year report displays monthly time increments. A one-quarter report displays weekly time increments. A one-month report or a one-week report displays daily time increments. A daily report displays hourly time increments. An hour-long interval marked 12:00, for example, includes all activity between 12:00 and 12:59.

##### Active Visits

Number of active visits to your web site. If a visit spans multiple time intervals, it is counted in each interval. Every visit from a visitor is counted, even if the same visitor came to your web site multiple times. Also included are zero-length visits. A zero-length visit occurs when all hits for that visit are logged with the exact same time stamp.

##### Visitors

Number of individuals who visited your site during the report interval. For a daily report, if someone visits more than once, that person is counted only the first time he or she visits. Values of "-" indicate that the detailed data required is not available. This situation occurs when the Top Visitors report has reached its configured limit or when reports for the corresponding period are turned off. For non-daily reports, the visitor measure total is "-" since the same visitor can be counted in multiple intervals.

##### New Visitors

Number of visitors who had never visited your web site before.

##### Average Visit Duration

The average amount of time visitors spent at your site within the given time interval. The data is formatted as hh:mm:ss (hours:minutes:seconds). The average visit duration is calculated by dividing the value from the Visitor Minutes column by the value from the Active Visits column.

##### Visitor Minutes

Number of minutes your web site was viewed, regardless of who was viewing it.



### Report Descriptions

Use this page to determine which times your web site is busiest.

Daily averages cut off visits that continue into the next day, whereas weekly averages do not. Therefore, weekly averages may appear a bit longer than daily averages.

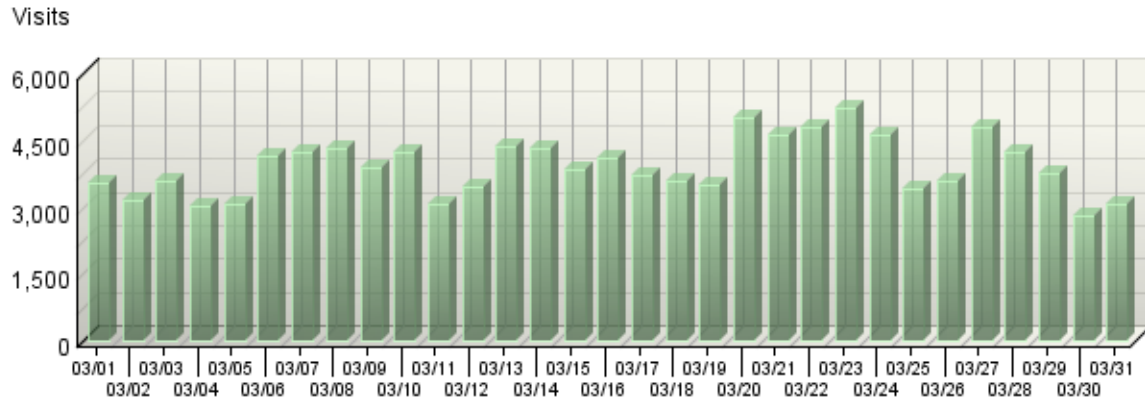
**Total** - The total for the column. Visits may span more than one time interval and are counted for each hour in this report. We therefore do not provide a total, which would be misleading.

**Average** - This row gives the average for each column.

# Visits Trend

This report shows how the number of visits to your site changes over the course of the report period.

**Visits Trend**



**Visits Trend**

Day	Visits	% Visits
03/01	3,528	2.92%
03/02	3,133	2.59%
03/03	3,574	2.96%
03/04	3,014	2.49%
03/05	3,061	2.53%
03/06	4,150	3.43%
03/07	4,244	3.51%
03/08	4,318	3.57%
03/09	3,893	3.22%
03/10	4,229	3.50%
03/11	3,046	2.52%
03/12	3,469	2.87%
03/13	4,344	3.59%
03/14	4,324	3.58%
03/15	3,863	3.19%
03/16	4,092	3.38%
03/17	3,700	3.06%
03/18	3,567	2.95%
03/19	3,475	2.87%

Day	Visits	% Visits
03/20	4,992	4.13%
03/21	4,616	3.82%
03/22	4,804	3.97%
03/23	5,223	4.32%
03/24	4,605	3.81%
03/25	3,403	2.81%
03/26	3,576	2.96%
03/27	4,810	3.98%
03/28	4,224	3.49%
03/29	3,759	3.11%
03/30	2,824	2.34%
03/31	3,061	2.53%
<b>Total</b>	<b>120,921</b>	<b>100.00%</b>

items 1-31 of 31

### Visits Trend - Help Card



#### Column Definitions

##### Time Interval (hour, day, etc.)

A one-year report displays monthly time increments. A one-quarter report displays weekly time increments. A one-month report or a one-week report displays daily time increments. A daily report displays hourly time increments. An hour-long interval marked 12:00, for example, includes all activity between 12:00 and 12:59.

##### Visits

Number of visits to your site during the specified time interval. A visit is a series of actions that begins when a visitor views their first page from the server, and ends when the visitor leaves the site or remains idle beyond the idle-time limit. The default idle-time limit is thirty minutes. This time limit can be changed by the system administrator.

##### %

Percentage of visits to your site during the specified time interval compared with all visits to your site during the report period.



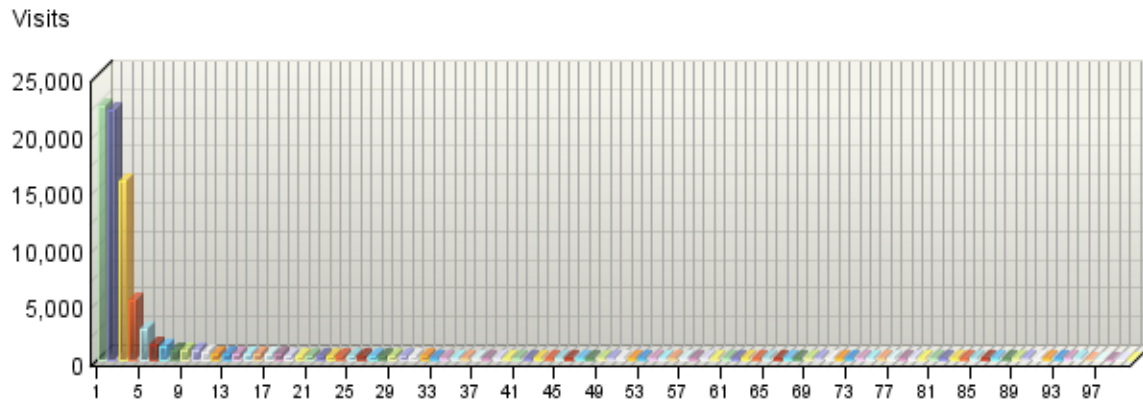
#### Report Descriptions

Periods of less activity can be considered good times for maintenance and content improvement.

# Organizations

If you have enabled the WebTrends GeoTrends Database for this profile, this page will list the most active companies and other organizations visiting your web site.

## Organizations



## Organizations

	Organization Domain Name	Visits	% Visits	Hits
■ 1.	Yahoo	22,319	18.46%	30,613
	<a href="#">inktomisearch.com</a>	22,115	18.29%	24,299
	<a href="#">yahoo.com</a>	199	0.16%	6,307
	Unresolved IP Address	5	0.00%	7
■ 2.	Inktomi Corporation	21,939	18.14%	25,155
	<a href="#">inktomisearch.com</a>	21,939	18.14%	25,155
■ 3.	American Registry for Internet Numbers	15,695	12.98%	19,226
	<a href="#">inktomisearch.com</a>	14,965	12.38%	16,740
	<a href="#">sbcglobal.net</a>	140	0.12%	518
	<a href="#">rr.com</a>	136	0.11%	486
	<a href="#">verizon.net</a>	80	0.07%	244
	<a href="#">cox.net</a>	69	0.06%	159
	Unresolved IP Address	63	0.05%	375
	<a href="#">bellsouth.net</a>	57	0.05%	219
	<a href="#">rogers.com</a>	33	0.03%	111
	<a href="#">hawaiiantel.net</a>	20	0.02%	41
	<a href="#">ameritech.net</a>	19	0.02%	40
	<a href="#">frontiernet.net</a>	15	0.01%	35

	Organization Domain Name	Visits	% Visits	Hits
	<a href="#">swbell.net</a>	10	0.01%	17
	<a href="#">comcastbusiness.net</a>	10	0.01%	25
	<a href="#">shawcable.net</a>	10	0.01%	30
	<a href="#">onelinkpr.net</a>	6	0.00%	20
	<a href="#">mc.videotron.ca</a>	6	0.00%	17
	<a href="#">wildblue.net</a>	5	0.00%	23
	<a href="#">centurytel.net</a>	4	0.00%	11
	<a href="#">ptd.net</a>	4	0.00%	6
	<a href="#">fuse.net</a>	4	0.00%	7
■ 4.	Google Inc	5,286	4.37%	70,739
	<a href="#">googlebot.com</a>	5,286	4.37%	70,739
■ 5.	U.S. Environmental Protection Agency	2,717	2.25%	24,523
	Unresolved IP Address	2,701	2.23%	24,451
	<a href="#">epa.gov</a>	16	0.01%	72
■ 6.	Asia Pacific Network Information Center, Pty. Ltd.	1,292	1.07%	1,655
	<a href="#">inktomisearch.com</a>	1,227	1.01%	1,437
	Unresolved IP Address	32	0.03%	65
	<a href="#">hcm.fpt.vn</a>	18	0.01%	58
	<a href="#">fpt.vn</a>	4	0.00%	27
	<a href="#">bigpond.net.au</a>	2	0.00%	3
	<a href="#">so-net.ne.jp</a>	2	0.00%	49
	<a href="#">cat-v.ne.jp</a>	1	0.00%	1
	<a href="#">asahi-net.or.jp</a>	1	0.00%	2
	<a href="#">isp-thailand.com</a>	1	0.00%	4
	<a href="#">hinet.net</a>	1	0.00%	1
	<a href="#">intnet.mu</a>	1	0.00%	1
	<a href="#">singnet.com.sg</a>	1	0.00%	4
	<a href="#">ap.gmo-access.jp</a>	1	0.00%	3
■ 7.	America Online, Inc.	1,150	0.95%	2,057
	<a href="#">aol.com</a>	1,150	0.95%	2,057
■ 8.	Verizon Trademark Services LLC	923	0.76%	2,628
	<a href="#">verizon.net</a>	540	0.45%	1,594
	<a href="#">comcast.net</a>	96	0.08%	212
	<a href="#">pacbell.net</a>	76	0.06%	249
	Unresolved IP Address	60	0.05%	162
	<a href="#">qwest.net</a>	44	0.04%	152
	<a href="#">sbcglobal.net</a>	37	0.03%	73
	<a href="#">rr.com</a>	33	0.03%	83
	<a href="#">sprint-hsd.net</a>	22	0.02%	69



	Organization Domain Name	Visits	% Visits	Hits
	<a href="#">charter.com</a>	7	0.01%	16
	<a href="#">compactmembrane.com</a>	4	0.00%	7
	<a href="#">alltel.net</a>	1	0.00%	1
	<a href="#">metisdesign.com</a>	1	0.00%	2
	<a href="#">mviservices.us</a>	1	0.00%	4
	<a href="#">k12.nj.us</a>	1	0.00%	4
■ 9.	RIPE Network Coordination Centre	851	0.70%	2,400
	Unresolved IP Address	257	0.21%	621
	<a href="#">aol.com</a>	65	0.05%	89
	<a href="#">nextgentel.com</a>	60	0.05%	160
	<a href="#">abo.wanadoo.fr</a>	31	0.03%	80
	<a href="#">upc-a.chello.nl</a>	24	0.02%	61
	<a href="#">speed.planet.nl</a>	18	0.01%	38
	<a href="#">uce.ac.uk</a>	18	0.01%	25
	<a href="#">forpsi.net</a>	11	0.01%	12
	<a href="#">adsl.skynet.be</a>	11	0.01%	34
	<a href="#">cust.bluewin.ch</a>	10	0.01%	10
	<a href="#">blueyonder.co.uk</a>	9	0.01%	15
	<a href="#">ttnet.net.tr</a>	8	0.01%	34
	<a href="#">upc-e.chello.nl</a>	7	0.01%	63
	<a href="#">onlinehome-server.info</a>	6	0.00%	6
	<a href="#">rima-tde.net</a>	5	0.00%	6
	<a href="#">auna.net</a>	5	0.00%	11
	<a href="#">direct-adsl.nl</a>	5	0.00%	22
	<a href="#">012.net.il</a>	5	0.00%	6
	<a href="#">eu.int</a>	5	0.00%	29
	<a href="#">bulldogdsl.com</a>	4	0.00%	20
■ 10.	Comcast Cable Communications, Inc.	820	0.68%	3,029
	<a href="#">comcast.net</a>	707	0.58%	2,750
	Unresolved IP Address	113	0.09%	279
■ 11.	EXCALIBUR Group, A Time Warner Company	604	0.50%	1,666
	<a href="#">rr.com</a>	576	0.48%	1,537
	<a href="#">blazeportals.com</a>	6	0.00%	68
	Unresolved IP Address	4	0.00%	11
	<a href="#">wideopenwest.com</a>	4	0.00%	5
	<a href="#">patmedia.net</a>	3	0.00%	7
	<a href="#">myactv.net</a>	2	0.00%	15
	<a href="#">wavecable.com</a>	2	0.00%	4
	<a href="#">sccoast.net</a>	2	0.00%	7

	Organization Domain Name	Visits	% Visits	Hits
	<a href="#">wispertel.net</a>	1	0.00%	1
	<a href="#">groundwater.org</a>	1	0.00%	1
	<a href="#">knology.net</a>	1	0.00%	1
	<a href="#">aircanopy.net</a>	1	0.00%	5
	<a href="#">ptd.net</a>	1	0.00%	4
■ 12.	Road Runner	546	0.45%	1,622
	<a href="#">rr.com</a>	544	0.45%	1,618
	Unresolved IP Address	2	0.00%	4
■ 13.	Bell South Intellectual Property Corporation	541	0.45%	1,401
	<a href="#">bellsouth.net</a>	410	0.34%	1,080
	Unresolved IP Address	85	0.07%	229
	<a href="#">lunarpages.com</a>	16	0.01%	16
	<a href="#">shawgrp.com</a>	6	0.00%	13
	<a href="#">zapeng.com</a>	3	0.00%	3
	<a href="#">escambia.fl.us</a>	3	0.00%	3
	<a href="#">gwcc.com</a>	2	0.00%	6
	<a href="#">dtgtech.com</a>	2	0.00%	3
	<a href="#">browardlibrary.org</a>	1	0.00%	11
	<a href="#">godwin.com</a>	1	0.00%	1
	<a href="#">intercatinc.com</a>	1	0.00%	10
	<a href="#">stroudandcompany.com</a>	1	0.00%	3
	<a href="#">turbonet.com</a>	1	0.00%	2
	<a href="#">erlanger.org</a>	1	0.00%	1
	<a href="#">wisgrp.com</a>	1	0.00%	2
	<a href="#">web-od.net</a>	1	0.00%	4
	<a href="#">bls.com</a>	1	0.00%	1
	<a href="#">integrity.com</a>	1	0.00%	1
	<a href="#">216.westtel.ky</a>	1	0.00%	1
	<a href="#">gmpexpress.net</a>	1	0.00%	1
■ 14.	Microsoft Corp	502	0.42%	6,210
	<a href="#">msn.com</a>	403	0.33%	5,963
	Unresolved IP Address	98	0.08%	246
	<a href="#">microsoft.com</a>	1	0.00%	1
■ 15.	Asia Pacific Network Information Centre	464	0.38%	1,841
	Unresolved IP Address	191	0.16%	905
	<a href="#">touchtelindia.net</a>	51	0.04%	171
	<a href="#">net.my</a>	22	0.02%	35
	<a href="#">ntu.edu.tw</a>	16	0.01%	88
	<a href="#">hinet.net</a>	14	0.01%	200
	<a href="#">dion.ne.jp</a>	13	0.01%	21

	Organization Domain Name	Visits	% Visits	Hits
	<a href="#">ocn.ne.jp</a>	13	0.01%	26
	<a href="#">bigpond.net.au</a>	11	0.01%	35
	<a href="#">adsl.slt.net.lk</a>	7	0.01%	30
	<a href="#">pldt.net</a>	7	0.01%	15
	<a href="#">cat.net.th</a>	7	0.01%	13
	<a href="#">125.airtelbroadband.in</a>	6	0.00%	11
	<a href="#">mhlw.go.jp</a>	6	0.00%	19
	<a href="#">pacific.net.th</a>	5	0.00%	13
	<a href="#">info.com.ph</a>	5	0.00%	5
	<a href="#">sify.net</a>	5	0.00%	9
	<a href="#">optusnet.com.au</a>	5	0.00%	13
	<a href="#">tmns.net.au</a>	4	0.00%	8
	<a href="#">cbn.net.id</a>	4	0.00%	6
	<a href="#">61.airtelbroadband.in</a>	4	0.00%	9
■ 16.	ioNET, Inc.	462	0.38%	1,068
	<a href="#">cosmixcorp.com</a>	323	0.27%	630
	Unresolved IP Address	78	0.06%	269
	<a href="#">ttemi.com</a>	27	0.02%	40
	<a href="#">allresearch.com</a>	8	0.01%	23
	<a href="#">cogentco.com</a>	5	0.00%	5
	<a href="#">air.org</a>	3	0.00%	12
	<a href="#">mprdc.com</a>	2	0.00%	2
	<a href="#">rackemann.com</a>	2	0.00%	5
	<a href="#">nativehosting.com</a>	2	0.00%	29
	<a href="#">eheinc.com</a>	2	0.00%	2
	<a href="#">sber.com</a>	1	0.00%	27
	<a href="#">dns-virtuals.com</a>	1	0.00%	1
	<a href="#">32bjfunds.com</a>	1	0.00%	1
	<a href="#">ipphila.com</a>	1	0.00%	2
	<a href="#">ga.gov</a>	1	0.00%	1
	<a href="#">mbhb.com</a>	1	0.00%	13
	<a href="#">induscorp.com</a>	1	0.00%	3
	<a href="#">uptimecentral.com</a>	1	0.00%	1
	<a href="#">jlco.com</a>	1	0.00%	1
	<a href="#">employs.com</a>	1	0.00%	1
■ 17.	Ask Jeeves Inc.	444	0.37%	6,921
	<a href="#">ask.com</a>	400	0.33%	6,872
	Unresolved IP Address	43	0.04%	47
	<a href="#">bloglines.com</a>	1	0.00%	2
■ 18.	Hotmail Corporation	440	0.36%	3,002

	Organization Domain Name	Visits	% Visits	Hits
	<a href="#">msn.com</a>	216	0.18%	2,078
	<a href="#">phx.gbl</a>	180	0.15%	829
	Unresolved IP Address	44	0.04%	95
19.	CHARTER COMMUNICATIONS	399	0.33%	2,518
	<a href="#">charter.com</a>	392	0.32%	2,474
	Unresolved IP Address	5	0.00%	42
	<a href="#">llojibwe.com</a>	1	0.00%	1
	<a href="#">k12.mn.us</a>	1	0.00%	1
20.	Adelphia	395	0.33%	1,097
	<a href="#">adelphia.net</a>	393	0.33%	1,094
	<a href="#">in-addr.arpa</a>	1	0.00%	1
	Unresolved IP Address	1	0.00%	2
21.	Hurricane Electric	380	0.31%	542
	Unresolved IP Address	380	0.31%	542
22.	Comcast Cable Communications	375	0.31%	1,317
	<a href="#">comcast.net</a>	373	0.31%	1,313
	Unresolved IP Address	2	0.00%	4
23.	Comcast Cable Communications Holdings, Inc.	362	0.30%	1,057
	<a href="#">comcast.net</a>	356	0.29%	1,047
	Unresolved IP Address	6	0.00%	10
24.	Qwest Communications International Inc.	354	0.29%	1,115
	<a href="#">qwest.net</a>	289	0.24%	760
	Unresolved IP Address	48	0.04%	253
	<a href="#">vescentphotonics.com</a>	4	0.00%	8
	<a href="#">iauq.com</a>	2	0.00%	3
	<a href="#">ripbang.com</a>	1	0.00%	1
	<a href="#">thompsonhine.com</a>	1	0.00%	1
	<a href="#">jocogov.org</a>	1	0.00%	6
	<a href="#">skillsinc.com</a>	1	0.00%	1
	<a href="#">physics-math.com</a>	1	0.00%	3
	<a href="#">uswest.net</a>	1	0.00%	1
	<a href="#">1starnet.com</a>	1	0.00%	1
	<a href="#">wadsnet.net</a>	1	0.00%	8
	<a href="#">greenepa.net</a>	1	0.00%	2
	<a href="#">mca-architects.com</a>	1	0.00%	3
	<a href="#">unitedchem.com</a>	1	0.00%	64
25.	Comcast Cable Communications, Inc	322	0.27%	1,147
	<a href="#">comcast.net</a>	313	0.26%	1,103
	Unresolved IP Address	9	0.01%	44

	Organization Domain Name	Visits	% Visits	Hits
■ 26.	Cox Communications Inc.	321	0.27%	817
	<a href="#">cox.net</a>	321	0.27%	817
■ 27.	COX COMMUNICATIONS	313	0.26%	1,055
	<a href="#">cox.net</a>	309	0.26%	1,048
	<a href="#">sbcox.net</a>	2	0.00%	4
	<a href="#">sbnature2.org</a>	1	0.00%	1
	Unresolved IP Address	1	0.00%	2
■ 28.	Comcast Cable Communications, IP Services	303	0.25%	934
	<a href="#">comcast.net</a>	287	0.24%	899
	Unresolved IP Address	16	0.01%	35
■ 29.	CSC Holdings, Inc.	296	0.24%	829
	<a href="#">optonline.net</a>	296	0.24%	829
■ 30.	UUNET Technologies, Inc.	285	0.24%	1,481
	Unresolved IP Address	189	0.16%	909
	<a href="#">uu.net</a>	59	0.05%	361
	<a href="#">rmtinc.com</a>	5	0.00%	9
	<a href="#">ask.com</a>	4	0.00%	119
	<a href="#">rr.com</a>	3	0.00%	4
	<a href="#">alter.net</a>	3	0.00%	6
	<a href="#">assista.com</a>	3	0.00%	12
	<a href="#">anteon.com</a>	2	0.00%	9
	<a href="#">nrdc.org</a>	2	0.00%	2
	<a href="#">wideopenwest.com</a>	2	0.00%	2
	<a href="#">cableone.net</a>	2	0.00%	2
	<a href="#">noaa.gov</a>	1	0.00%	1
	<a href="#">wildblue.net</a>	1	0.00%	1
	<a href="#">fmlic.com</a>	1	0.00%	1
	<a href="#">acordia.com</a>	1	0.00%	1
	<a href="#">static-ip.ravand.ca</a>	1	0.00%	3
	<a href="#">amfin.com</a>	1	0.00%	1
	<a href="#">kpf.com</a>	1	0.00%	1
	<a href="#">dcsdesign.com</a>	1	0.00%	3
<a href="#">ihmsisters.org</a>	1	0.00%	30	
■ 31.	Verizon Internet Services	283	0.23%	734
	<a href="#">verizon.net</a>	258	0.21%	668
	Unresolved IP Address	18	0.01%	52
	<a href="#">fema.gov</a>	2	0.00%	5
	<a href="#">hcps.org</a>	2	0.00%	5
	<a href="#">huddlestonbolen.com</a>	1	0.00%	1
	<a href="#">tobinparnes.com</a>	1	0.00%	1

	Organization Domain Name	Visits	% Visits	Hits
	<a href="#">burlington.nj.us</a>	1	0.00%	2
■ 32.	PROVIDER Local Registry	271	0.22%	1,042
	Unresolved IP Address	104	0.09%	236
	<a href="#">ttnet.net.tr</a>	24	0.02%	251
	<a href="#">pol.co.uk</a>	20	0.02%	41
	<a href="#">customer.teleport-iabg.de</a>	15	0.01%	160
	<a href="#">as9105.com</a>	14	0.01%	19
	<a href="#">proxad.net</a>	14	0.01%	63
	<a href="#">bulldogdsl.com</a>	9	0.01%	9
	<a href="#">barak-online.net</a>	7	0.01%	13
	<a href="#">blueyonder.co.uk</a>	7	0.01%	51
	<a href="#">vie.surfer.at</a>	6	0.00%	30
	<a href="#">pool.t-online.hu</a>	4	0.00%	9
	<a href="#">dclient.hispeed.ch</a>	4	0.00%	13
	<a href="#">planetsky.com</a>	4	0.00%	30
	<a href="#">fastres.net</a>	3	0.00%	4
	<a href="#">adsl.forthnet.gr</a>	3	0.00%	7
	<a href="#">adsl.cybercity.dk</a>	2	0.00%	7
	<a href="#">bredband2.com</a>	2	0.00%	3
	<a href="#">afsset.fr</a>	2	0.00%	3
	<a href="#">satcom-systems.net</a>	2	0.00%	6
	<a href="#">sinam.net</a>	2	0.00%	4
■ 33.	Southern California Water Company	251	0.21%	2,258
	Unresolved IP Address	251	0.21%	2,258
■ 34.	KOREA TELECOM	247	0.20%	440
	Unresolved IP Address	244	0.20%	422
	<a href="#">yonsei.ac.kr</a>	3	0.00%	18
■ 35.	Everyones Internet, Inc.	246	0.20%	738
	<a href="#">ev1servers.net</a>	239	0.20%	725
	<a href="#">linksmanager.com</a>	5	0.00%	5
	<a href="#">ir.cx</a>	1	0.00%	7
	<a href="#">soft-systems.net</a>	1	0.00%	1
■ 36.	Latin American and Caribbean IP address Regional Registry	245	0.20%	1,293
	Unresolved IP Address	48	0.04%	186
	<a href="#">speedy.net.pe</a>	26	0.02%	105
	<a href="#">fibertel.com.ar</a>	16	0.01%	321
	<a href="#">prod-infinitem.com.mx</a>	16	0.01%	35
	<a href="#">telesp.net.br</a>	13	0.01%	20
	<a href="#">veloxzone.com.br</a>	9	0.01%	41

	Organization Domain Name	Visits	% Visits	Hits
	<a href="#">telecom.net.ar</a>	8	0.01%	14
	<a href="#">uninet-ide.com.mx</a>	8	0.01%	31
	<a href="#">speedy.com.ar</a>	7	0.01%	197
	<a href="#">brdterra.com.br</a>	5	0.00%	9
	<a href="#">prodigy.net.mx</a>	5	0.00%	14
	<a href="#">gvt.net.br</a>	4	0.00%	9
	<a href="#">megared.net.mx</a>	3	0.00%	27
	<a href="#">wayinternet.com.br</a>	3	0.00%	4
	<a href="#">cable.net.co</a>	3	0.00%	3
	<a href="#">vtr.net</a>	3	0.00%	7
	<a href="#">vivax.com.br</a>	3	0.00%	4
	<a href="#">brasiltelecom.net.br</a>	2	0.00%	35
	<a href="#">adsl.terra.cl</a>	2	0.00%	3
	<a href="#">prima.net.ar</a>	2	0.00%	2
■ 37.	Videsh Sanchar Nigam Ltd - India.	236	0.20%	730
	<a href="#">vsnl.net.in</a>	172	0.14%	476
	Unresolved IP Address	41	0.03%	126
	<a href="#">vsnl.net</a>	4	0.00%	8
	<a href="#">eth.net</a>	3	0.00%	11
	<a href="#">barc.ernet.in</a>	3	0.00%	4
	<a href="#">wii.gov.in</a>	3	0.00%	52
	<a href="#">jncasr.ac.in</a>	2	0.00%	3
	<a href="#">imtech.ac.in</a>	2	0.00%	2
	<a href="#">tcs.co.in</a>	1	0.00%	4
	<a href="#">ncbs.res.in</a>	1	0.00%	15
	<a href="#">eurekaforbes.co.in</a>	1	0.00%	25
	<a href="#">nal.res.in</a>	1	0.00%	1
	<a href="#">iip.res.in</a>	1	0.00%	2
	<a href="#">ccmb.res.in</a>	1	0.00%	1
■ 38.	Verizon Internet Services Inc.	222	0.18%	600
	<a href="#">verizon.net</a>	218	0.18%	592
	Unresolved IP Address	4	0.00%	8
■ 39.	RIPE NCC	195	0.16%	1,003
	<a href="#">live-servers.net</a>	76	0.06%	730
	<a href="#">as9105.com</a>	35	0.03%	45
	Unresolved IP Address	33	0.03%	86
	<a href="#">rima-tde.net</a>	18	0.01%	49
	<a href="#">bezeqint.net</a>	14	0.01%	56
	<a href="#">ttnet.net.tr</a>	5	0.00%	6
	<a href="#">superkabel.de</a>	4	0.00%	4

	Organization Domain Name	Visits	% Visits	Hits
	<a href="#">arcor-ip.net</a>	3	0.00%	16
	<a href="#">antik.sk</a>	2	0.00%	4
	<a href="#">cegetel.net</a>	1	0.00%	3
	<a href="#">pool8836.interbusiness.it</a>	1	0.00%	1
	<a href="#">pool8833.interbusiness.it</a>	1	0.00%	1
	<a href="#">elisa-laajakaista.fi</a>	1	0.00%	1
	<a href="#">242.chello.no</a>	1	0.00%	1
■ 40.	National Internet Backbone	189	0.16%	564
	Unresolved IP Address	181	0.15%	505
	<a href="#">cat.ernet.in</a>	3	0.00%	12
	<a href="#">iimk.ac.in</a>	2	0.00%	38
	<a href="#">wbpcb.gov.in</a>	1	0.00%	1
	<a href="#">cdfd.org.in</a>	1	0.00%	3
	<a href="#">co.in</a>	1	0.00%	5
■ 41.	NIB	180	0.15%	779
	Unresolved IP Address	168	0.14%	728
	<a href="#">bsnl.co.in</a>	12	0.01%	51
■ 42.	Road Runner-Commercial	178	0.15%	371
	<a href="#">rr.com</a>	151	0.12%	291
	<a href="#">environmentalenergytech.com</a>	10	0.01%	11
	<a href="#">intera.com</a>	6	0.00%	8
	<a href="#">techsolve.org</a>	2	0.00%	34
	<a href="#">syracuse.ny.us</a>	1	0.00%	4
	<a href="#">k12.ny.us</a>	1	0.00%	1
	<a href="#">kmdavies.com</a>	1	0.00%	1
	<a href="#">dawnbreaker.com</a>	1	0.00%	10
	<a href="#">craigmichaelsinc.com</a>	1	0.00%	1
	<a href="#">une.edu</a>	1	0.00%	2
	<a href="#">devinetarbell.com</a>	1	0.00%	2
	<a href="#">cazenovia.edu</a>	1	0.00%	2
	Unresolved IP Address	1	0.00%	4
■ 43.	Level 3 Communications, Inc.	175	0.14%	420
	<a href="#">Level3.net</a>	122	0.10%	294
	<a href="#">intelliseek.com</a>	31	0.03%	31
	Unresolved IP Address	10	0.01%	68
	<a href="#">halliburton.com</a>	2	0.00%	2
	<a href="#">yahoo.com</a>	2	0.00%	3
	<a href="#">ontario.net</a>	1	0.00%	1
	<a href="#">ewg.org</a>	1	0.00%	2
	<a href="#">livingston.net</a>	1	0.00%	9



	Organization Domain Name	Visits	% Visits	Hits
	<a href="#">organoninc.com</a>	1	0.00%	1
	<a href="#">imclone.com</a>	1	0.00%	2
	<a href="#">current.net</a>	1	0.00%	2
	<a href="#">level3.com</a>	1	0.00%	1
	<a href="#">calacademy.org</a>	1	0.00%	4
■ 44.	Covad Communications Company	169	0.14%	682
	<a href="#">covad.net</a>	166	0.14%	679
	<a href="#">publicedcenter.org</a>	1	0.00%	1
	Unresolved IP Address	1	0.00%	1
	<a href="#">achatespower.com</a>	1	0.00%	1
■ 45.	DELEGATED BLOCK	168	0.14%	388
	<a href="#">exabot.com</a>	168	0.14%	388
■ 46.	Earthlink, Inc.	167	0.14%	443
	<a href="#">mindspring.com</a>	136	0.11%	366
	<a href="#">earthlink.net</a>	28	0.02%	71
	Unresolved IP Address	3	0.00%	6
■ 47.	University of California, Riverside	163	0.13%	5,323
	<a href="#">ucr.edu</a>	144	0.12%	5,274
	Unresolved IP Address	19	0.02%	49
■ 48.	ADSL dynamic IP address pool	150	0.12%	162
	<a href="#">pipex.com</a>	150	0.12%	162
■ 49.	University of Washington	142	0.12%	353
	<a href="#">washington.edu</a>	130	0.11%	315
	Unresolved IP Address	12	0.01%	38
■ 50.	XO Communications, Inc	134	0.11%	348
	<a href="#">xo.net</a>	94	0.08%	255
	Unresolved IP Address	8	0.01%	20
	<a href="#">tritonsystems.com</a>	7	0.01%	15
	<a href="#">aerodyne.com</a>	5	0.00%	8
	<a href="#">menziecura.com</a>	3	0.00%	3
	<a href="#">secondstart.com</a>	2	0.00%	4
	<a href="#">pa.net</a>	2	0.00%	2
	<a href="#">sdenergy.org</a>	1	0.00%	1
	<a href="#">unicon-intl.com</a>	1	0.00%	1
	<a href="#">freightdesk.com</a>	1	0.00%	7
	<a href="#">bowencollins.com</a>	1	0.00%	1
	<a href="#">eni.com</a>	1	0.00%	1
	<a href="#">kcls.org</a>	1	0.00%	1
	<a href="#">fedsources.com</a>	1	0.00%	2
	<a href="#">therus.com</a>	1	0.00%	1

	Organization Domain Name	Visits	% Visits	Hits
	<a href="#">postfallsidaho.org</a>	1	0.00%	1
	<a href="#">max.md</a>	1	0.00%	1
	<a href="#">acnenergy.com</a>	1	0.00%	3
	<a href="#">TSCLA.COM</a>	1	0.00%	3
	<a href="#">deltaone.com</a>	1	0.00%	18
■ 51.	Pacific Bell Internet Services	134	0.11%	345
	<a href="#">pacbell.net</a>	45	0.04%	107
	<a href="#">optonline.net</a>	21	0.02%	89
	<a href="#">sbcglobal.net</a>	13	0.01%	26
	Unresolved IP Address	13	0.01%	30
	<a href="#">o1.com</a>	5	0.00%	16
	<a href="#">ecoenergysol.com</a>	5	0.00%	17
	<a href="#">mindspring.com</a>	4	0.00%	11
	<a href="#">swmetalfinishing.com</a>	3	0.00%	12
	<a href="#">ldial.com</a>	2	0.00%	2
	<a href="#">gwtc.net</a>	2	0.00%	2
	<a href="#">hws.edu</a>	2	0.00%	6
	<a href="#">novuscom.net</a>	2	0.00%	3
	<a href="#">clearwire-dns.net</a>	2	0.00%	2
	<a href="#">epix.net</a>	1	0.00%	4
	<a href="#">sidwater.org</a>	1	0.00%	1
	<a href="#">tds.net</a>	1	0.00%	1
	<a href="#">south-lake-tahoe.ca.us</a>	1	0.00%	1
	<a href="#">usfamily.net</a>	1	0.00%	1
	<a href="#">myactv.net</a>	1	0.00%	3
	<a href="#">scrtc.com</a>	1	0.00%	1
■ 52.	Telewest HSD Platform	130	0.11%	461
	<a href="#">blueyonder.co.uk</a>	130	0.11%	461
■ 53.	University of Michigan -- ITD	130	0.11%	373
	<a href="#">umich.edu</a>	104	0.09%	255
	Unresolved IP Address	26	0.02%	118
■ 54.	Michigan State University	128	0.11%	398
	<a href="#">msu.edu</a>	67	0.06%	146
	Unresolved IP Address	61	0.05%	252
■ 55.	Fast Search & Transfer, Inc	126	0.10%	10,990
	<a href="#">fastsearch.net</a>	126	0.10%	10,990
■ 56.	Community of Science	125	0.10%	228
	<a href="#">cos.com</a>	125	0.10%	228
■ 57.	Websense	120	0.10%	120
	<a href="#">twtelecom.net</a>	120	0.10%	120

	<b>Organization Domain Name</b>	<b>Visits</b>	<b>% Visits</b>	<b>Hits</b>
58.	Texas A&M University	118	0.10%	309
	<a href="http://tamu.edu">tamu.edu</a>	91	0.08%	238
	Unresolved IP Address	27	0.02%	71
59.	Comcast Cable Communications Holdings, Inc	118	0.10%	322
	<a href="http://comcast.net">comcast.net</a>	116	0.10%	314
	Unresolved IP Address	2	0.00%	8
60.	ASSERTIVENET	116	0.10%	230
	<a href="http://gigablast.com">gigablast.com</a>	116	0.10%	230
61.	IP pools	115	0.10%	207
	<a href="http://btcentralplus.com">btcentralplus.com</a>	114	0.09%	205
	<a href="http://btopenworld.com">btopenworld.com</a>	1	0.00%	2
62.	University of Florida	114	0.09%	316
	<a href="http://ufl.edu">ufl.edu</a>	90	0.07%	250
	Unresolved IP Address	24	0.02%	66
63.	AfriNIC - www.afrinic.net	113	0.09%	416
	Unresolved IP Address	74	0.06%	343
	<a href="http://tedata.net">tedata.net</a>	13	0.01%	30
	<a href="http://saix.net">saix.net</a>	10	0.01%	11
	<a href="http://netcomng.com">netcomng.com</a>	5	0.00%	6
	<a href="http://iam.net.ma">iam.net.ma</a>	3	0.00%	8
	<a href="http://vodacom.co.za">vodacom.co.za</a>	2	0.00%	3
	<a href="http://catie.ac.cr">catie.ac.cr</a>	1	0.00%	3
	<a href="http://accesskenya.com">accesskenya.com</a>	1	0.00%	6
	<a href="http://sanbi.org">sanbi.org</a>	1	0.00%	1
	<a href="http://racsaco.cr">racsaco.cr</a>	1	0.00%	2
	<a href="http://webspinner.co.za">webspinner.co.za</a>	1	0.00%	2
<a href="http://ct.co.cr">ct.co.cr</a>	1	0.00%	1	
64.	Picsearch AB	113	0.09%	238
	<a href="http://picsearch.com">picsearch.com</a>	113	0.09%	238
65.	IBM Corporation	110	0.09%	254
	<a href="http://ibm.com">ibm.com</a>	103	0.09%	245
	Unresolved IP Address	6	0.00%	7
	<a href="http://gateway.ims-asp.de">gateway.ims-asp.de</a>	1	0.00%	2
66.	IT Interactive	109	0.09%	176
	<a href="http://grouptelecom.net">grouptelecom.net</a>	109	0.09%	176
67.	Purdue University	109	0.09%	306
	<a href="http://purdue.edu">purdue.edu</a>	108	0.09%	305
	Unresolved IP Address	1	0.00%	1
68.	Internet Allegiance, Inc.	109	0.09%	451

	Organization Domain Name	Visits	% Visits	Hits
	<a href="#">algx.net</a>	93	0.08%	367
	Unresolved IP Address	4	0.00%	10
	<a href="#">eenews.net</a>	3	0.00%	4
	<a href="#">icta.org</a>	3	0.00%	62
	<a href="#">fuelcells.org</a>	2	0.00%	2
	<a href="#">oeonline.org</a>	1	0.00%	1
	<a href="#">lewis-burke.com</a>	1	0.00%	1
	<a href="#">grta.org</a>	1	0.00%	2
	<a href="#">eorinc.com</a>	1	0.00%	2
■ 69.	Frontier Information Technologies INC	108	0.09%	257
	<a href="#">frontiernet.net</a>	55	0.05%	125
	Unresolved IP Address	39	0.03%	107
	<a href="#">safepages.com</a>	2	0.00%	4
	<a href="#">mobileobgyn.com</a>	1	0.00%	2
	<a href="#">rballiance.com</a>	1	0.00%	1
	<a href="#">htr.org</a>	1	0.00%	3
	<a href="#">metro-region.org</a>	1	0.00%	2
	<a href="#">clevelandmetroparks.com</a>	1	0.00%	1
	<a href="#">bonestroo.com</a>	1	0.00%	1
	<a href="#">ambroselaw.com</a>	1	0.00%	3
	<a href="#">kingman.az.us</a>	1	0.00%	1
	<a href="#">aifs.com</a>	1	0.00%	2
	<a href="#">quantecllc.com</a>	1	0.00%	1
	<a href="#">metafore.org</a>	1	0.00%	3
	<a href="#">synergydsl.com</a>	1	0.00%	1
■ 70.	USDA Office of Operations	108	0.09%	425
	Unresolved IP Address	72	0.06%	319
	<a href="#">usda.gov</a>	22	0.02%	54
	<a href="#">fs.fed.us</a>	14	0.01%	52
■ 71.	Satyam Infoway Limited	106	0.09%	390
	<a href="#">sify.net</a>	106	0.09%	390
■ 72.	North Carolina State University	105	0.09%	235
	<a href="#">ncsu.edu</a>	96	0.08%	223
	Unresolved IP Address	8	0.01%	11
	<a href="#">rti.org</a>	1	0.00%	1
■ 73.	Google Inc.	105	0.09%	187
	Unresolved IP Address	105	0.09%	187
■ 74.	Adelphia Communications Corp.	104	0.09%	571
	<a href="#">adelphia.net</a>	102	0.08%	566
	Unresolved IP Address	2	0.00%	5

	Organization Domain Name	Visits	% Visits	Hits
75.	BT Public Internet Service	103	0.09%	122
	<a href="http://btcentralplus.com">btcentralplus.com</a>	103	0.09%	122
76.	America OnLine	99	0.08%	173
	<a href="http://aol.com">aol.com</a>	99	0.08%	173
77.	Harvard University	98	0.08%	218
	<a href="http://harvard.edu">harvard.edu</a>	72	0.06%	156
	Unresolved IP Address	25	0.02%	50
	<a href="http://caregroup.org">caregroup.org</a>	1	0.00%	12
78.	Telekom Malaysia Berhad	98	0.08%	186
	Unresolved IP Address	64	0.05%	132
	<a href="http://net.my">net.my</a>	32	0.03%	51
	<a href="http://ucsi.edu.my">ucsi.edu.my</a>	2	0.00%	3
79.	University of Maine System	97	0.08%	197
	<a href="http://maine.edu">maine.edu</a>	92	0.08%	190
	Unresolved IP Address	4	0.00%	5
	<a href="http://coa.edu">coa.edu</a>	1	0.00%	2
80.	Battelle Pacific Northwest Laboratory	97	0.08%	277
	<a href="http://pnl.gov">pnl.gov</a>	97	0.08%	277
81.	Shaw CableSystems G.P.	96	0.08%	334
	<a href="http://shawcable.net">shawcable.net</a>	91	0.08%	329
	Unresolved IP Address	5	0.00%	5
82.	University of Minnesota	94	0.08%	287
	<a href="http://umn.edu">umn.edu</a>	91	0.08%	267
	Unresolved IP Address	3	0.00%	20
83.	University of Wisconsin	91	0.08%	262
	Unresolved IP Address	57	0.05%	147
	<a href="http://wisc.edu">wisc.edu</a>	27	0.02%	107
	<a href="http://wiscnet.net">wiscnet.net</a>	6	0.00%	6
	<a href="http://fpm1482">fpm1482</a>	1	0.00%	2
84.	University of Texas at Austin	90	0.07%	271
	<a href="http://utexas.edu">utexas.edu</a>	89	0.07%	270
	<a href="http://ic2.org">ic2.org</a>	1	0.00%	1
85.	Iowa State University	90	0.07%	311
	<a href="http://iastate.edu">iastate.edu</a>	63	0.05%	245
	Unresolved IP Address	27	0.02%	66
86.	University of California, Los Angeles	90	0.07%	330
	<a href="http://ucla.edu">ucla.edu</a>	79	0.07%	266
	Unresolved IP Address	10	0.01%	63
	<a href="http://lab-pc-29">lab-pc-29</a>	1	0.00%	1
87.	University of Illinois at Urbana Champaign	89	0.07%	1,161

	Organization Domain Name	Visits	% Visits	Hits
	<a href="#">uiuc.edu</a>	86	0.07%	1,155
	Unresolved IP Address	2	0.00%	5
	<a href="#">riverglassinc.com</a>	1	0.00%	1
■ 88.	AT&T Corp.	89	0.07%	290
	<a href="#">insightBB.com</a>	38	0.03%	164
	Unresolved IP Address	23	0.02%	42
	<a href="#">mchsi.com</a>	21	0.02%	68
	<a href="#">yr.com</a>	1	0.00%	2
	<a href="#">bostonms.com</a>	1	0.00%	3
	<a href="#">pirnie.com</a>	1	0.00%	1
	<a href="#">indianhills.edu</a>	1	0.00%	2
	<a href="#">paonia.com</a>	1	0.00%	5
	<a href="#">shoreham.net</a>	1	0.00%	2
	<a href="#">healthnow.org</a>	1	0.00%	1
■ 89.	Chanjin Lee	88	0.07%	197
	Unresolved IP Address	88	0.07%	197
■ 90.	Georgia Institute of Technology	87	0.07%	533
	<a href="#">gatech.edu</a>	70	0.06%	493
	Unresolved IP Address	17	0.01%	40
■ 91.	University of Arizona	87	0.07%	208
	<a href="#">Arizona.EDU</a>	71	0.06%	186
	Unresolved IP Address	16	0.01%	22
■ 92.	University of North Carolina	85	0.07%	194
	<a href="#">unc.edu</a>	82	0.07%	186
	Unresolved IP Address	3	0.00%	8
■ 93.	Duke University	85	0.07%	403
	<a href="#">duke.edu</a>	80	0.07%	395
	Unresolved IP Address	5	0.00%	8
■ 94.	Sprint - Advanced Network Services	85	0.07%	200
	<a href="#">sprint-hsd.net</a>	67	0.06%	163
	Unresolved IP Address	11	0.01%	27
	<a href="#">deerfield-beach.com</a>	2	0.00%	2
	<a href="#">volcano.net</a>	2	0.00%	2
	<a href="#">mhfls.com</a>	1	0.00%	3
	<a href="#">xerxescorp.com</a>	1	0.00%	2
	<a href="#">masterpieceflower.com</a>	1	0.00%	1
■ 95.	Baytsp.Com, Inc. / Agent	85	0.07%	96
	Unresolved IP Address	85	0.07%	96
■ 96.	Deutsche Telekom Online Service GmbH	83	0.07%	267
	<a href="#">t-dialin.net</a>	56	0.05%	231

	Organization Domain Name	Visits	% Visits	Hits
	<a href="#">dip0.t-ipconnect.de</a>	27	0.02%	36
97.	RCN	82	0.07%	255
	<a href="#">rcn.com</a>	79	0.07%	237
	<a href="#">k12.ma.us</a>	2	0.00%	14
	<a href="#">rpa.org</a>	1	0.00%	4
98.	Texas Parks & Wildlife Department	81	0.07%	82
	<a href="#">state.tx.us</a>	49	0.04%	50
	Unresolved IP Address	32	0.03%	32
99.	Research Triangle Institute	80	0.07%	271
	<a href="#">rti.org</a>	80	0.07%	271
100.	Time Warner Telecom	80	0.07%	7,606
	<a href="#">twtelecom.net</a>	44	0.04%	7,433
	Unresolved IP Address	13	0.01%	58
	<a href="#">securecomputing.com</a>	5	0.00%	80
	<a href="#">guildassociates.com</a>	5	0.00%	10
	<a href="#">btas.com</a>	2	0.00%	3
	<a href="#">greatcruisephotos.com</a>	1	0.00%	1
	<a href="#">ljaengineering.com</a>	1	0.00%	4
	<a href="#">nch.com</a>	1	0.00%	3
	<a href="#">cheniere.com</a>	1	0.00%	3
	<a href="#">hi808.net</a>	1	0.00%	3
	<a href="#">spcollege.edu</a>	1	0.00%	1
	<a href="#">kapl.gov</a>	1	0.00%	1
	<a href="#">santa-fe.nm.us</a>	1	0.00%	1
	<a href="#">da.org</a>	1	0.00%	2
	<a href="#">unitedcommercial.com</a>	1	0.00%	1
	<a href="#">aztecsystems.com</a>	1	0.00%	2
101.	Internet Service Unit ISU	79	0.07%	99
	<a href="#">isu.net.sa</a>	79	0.07%	99
102.	Cornell University	78	0.06%	194
	<a href="#">cornell.edu</a>	61	0.05%	149
	Unresolved IP Address	16	0.01%	44
	<a href="#">nsdl.org</a>	1	0.00%	1
103.	Arizona State University	78	0.06%	404
	Unresolved IP Address	39	0.03%	120
	<a href="#">asu.edu</a>	39	0.03%	284
104.	PROVIDER	77	0.06%	157
	Unresolved IP Address	44	0.04%	69
	<a href="#">auna.net</a>	12	0.01%	12
	<a href="#">squ.edu.om</a>	6	0.00%	7

	Organization Domain Name	Visits	% Visits	Hits
	<a href="#">cafe.tg</a>	3	0.00%	5
	<a href="#">ip.zebra.lt</a>	2	0.00%	38
	<a href="#">teresto.net</a>	1	0.00%	1
	<a href="#">vib.be</a>	1	0.00%	2
	<a href="#">barak.net.il</a>	1	0.00%	1
	<a href="#">net.novis.pt</a>	1	0.00%	2
	<a href="#">aub.edu.lb</a>	1	0.00%	3
	<a href="#">imos.net</a>	1	0.00%	1
	<a href="#">swiftkenya.com</a>	1	0.00%	1
	<a href="#">usuarios.retecal.es</a>	1	0.00%	13
	<a href="#">bar-kal.com</a>	1	0.00%	1
	<a href="#">blueyonder.co.uk</a>	1	0.00%	1
■ 105.	Ohio State University	75	0.06%	196
	<a href="#">ohio-state.edu</a>	67	0.06%	180
	Unresolved IP Address	8	0.01%	16
■ 106.	Comite Gestor da Internet no Brasil	75	0.06%	195
	<a href="#">virtua.com.br</a>	23	0.02%	32
	<a href="#">brasiltelecom.net.br</a>	17	0.01%	46
	Unresolved IP Address	8	0.01%	18
	<a href="#">veloxzone.com.br</a>	7	0.01%	42
	<a href="#">telesp.net.br</a>	7	0.01%	12
	<a href="#">dialuol.com.br</a>	3	0.00%	4
	<a href="#">telemar.net.br</a>	2	0.00%	2
	<a href="#">tdnet.com.br</a>	2	0.00%	9
	<a href="#">dr.ufu.br</a>	1	0.00%	1
	<a href="#">mackenzie.br</a>	1	0.00%	4
	<a href="#">ajato.com.br</a>	1	0.00%	1
	<a href="#">institutoinovacao.com.br</a>	1	0.00%	1
	<a href="#">ufsm.br</a>	1	0.00%	1
	<a href="#">cnpuv.embrapa.br</a>	1	0.00%	22
■ 107.	Oregon State University	74	0.06%	226
	<a href="#">oregonstate.edu</a>	63	0.05%	207
	<a href="#">orst.edu</a>	10	0.01%	18
	Unresolved IP Address	1	0.00%	1
■ 108.	University of California, Davis	74	0.06%	219
	<a href="#">ucdavis.edu</a>	43	0.04%	123
	Unresolved IP Address	29	0.02%	83
	<a href="#">inspiron5100</a>	2	0.00%	13
■ 109.	Pennsylvania State University	73	0.06%	207
	<a href="#">psu.edu</a>	55	0.05%	156



	<b>Organization Domain Name</b>	<b>Visits</b>	<b>% Visits</b>	<b>Hits</b>
	Unresolved IP Address	18	0.01%	51
■ 110.	Sympatico HSE	73	0.06%	203
	<a href="#">sympatico.ca</a>	59	0.05%	145
	<a href="#">dsl.bell.ca</a>	12	0.01%	56
	<a href="#">qc.sympatico.ca</a>	2	0.00%	2
■ 111.	Telkom SA Ltd	72	0.06%	96
	<a href="#">saix.net</a>	72	0.06%	96
■ 112.	University of Tennessee	70	0.06%	192
	Unresolved IP Address	42	0.03%	105
	<a href="#">utk.edu</a>	28	0.02%	87
■ 113.	Hughes Network Systems	70	0.06%	291
	<a href="#">direpc.com</a>	70	0.06%	291
■ 114.	WEBPlus Ltd.	70	0.06%	75
	<a href="#">adsl.wplus.ru</a>	70	0.06%	75
■ 115.	University of Maryland	69	0.06%	151
	<a href="#">umd.edu</a>	50	0.04%	103
	Unresolved IP Address	19	0.02%	48
■ 116.	Backbone Communications, Inc.	69	0.06%	114
	Unresolved IP Address	69	0.06%	114
■ 117.	Virginia Tech CNS	68	0.06%	228
	<a href="#">vt.edu</a>	61	0.05%	200
	Unresolved IP Address	7	0.01%	28
■ 118.	University of California at Berkeley	67	0.06%	162
	<a href="#">Berkeley.EDU</a>	66	0.05%	152
	Unresolved IP Address	1	0.00%	10
■ 119.	Century Telephone Ent., Inc.	67	0.06%	209
	<a href="#">centurytel.net</a>	63	0.05%	204
	<a href="#">newplastics.com</a>	1	0.00%	1
	<a href="#">spartan.org</a>	1	0.00%	2
	Unresolved IP Address	1	0.00%	1
	<a href="#">fullcirclefarm.com</a>	1	0.00%	1
■ 120.	University of South Florida	67	0.06%	149
	<a href="#">usf.edu</a>	37	0.03%	77
	Unresolved IP Address	29	0.02%	71
	<a href="#">usgs.gov</a>	1	0.00%	1
■ 121.	Ameritech Electronic Commerce	67	0.06%	200
	<a href="#">ameritech.net</a>	64	0.05%	196
	<a href="#">ofic.org</a>	1	0.00%	1
	Unresolved IP Address	1	0.00%	2
	<a href="#">sbcglobal.net</a>	1	0.00%	1

	<b>Organization Domain Name</b>	<b>Visits</b>	<b>% Visits</b>	<b>Hits</b>
■ 122.	Stanford University Network	66	0.05%	7,237
	<a href="#">Stanford.EDU</a>	65	0.05%	7,236
	Unresolved IP Address	1	0.00%	1
■ 123.	Colorado State University	66	0.05%	180
	<a href="#">colostate.edu</a>	53	0.04%	145
	Unresolved IP Address	13	0.01%	35
■ 124.	Reliance Infocom Ltd.	65	0.05%	137
	Unresolved IP Address	61	0.05%	133
	<a href="#">da-iict.org</a>	3	0.00%	3
	<a href="#">alembic.co.in</a>	1	0.00%	1
■ 125.	Oklahoma State University	64	0.05%	262
	<a href="#">okstate.edu</a>	58	0.05%	253
	Unresolved IP Address	6	0.00%	9
■ 126.	University of Hawaii	63	0.05%	165
	<a href="#">hawaii.edu</a>	53	0.04%	149
	Unresolved IP Address	10	0.01%	16
■ 127.	ThePlanet.com Internet Services, Inc.	63	0.05%	132
	<a href="#">theplanet.com</a>	63	0.05%	132
■ 128.	Rutgers University	63	0.05%	228
	<a href="#">rutgers.edu</a>	58	0.05%	211
	Unresolved IP Address	5	0.00%	17
■ 129.	Danica Computing, Incorporated	61	0.05%	152
	<a href="#">sytes.net</a>	60	0.05%	151
	<a href="#">thalerandthaler.com</a>	1	0.00%	1
■ 130.	Infolink Information Services Inc.	61	0.05%	81
	<a href="#">serverpronto.com</a>	61	0.05%	81
■ 131.	Infoseek Japan, K.K.	60	0.05%	88
	Unresolved IP Address	60	0.05%	88
■ 132.	University of Colorado	60	0.05%	129
	<a href="#">colorado.edu</a>	56	0.05%	107
	Unresolved IP Address	4	0.00%	22
■ 133.	TELEFONICA DE ESPANA	58	0.05%	184
	<a href="#">rima-tde.net</a>	58	0.05%	184
■ 134.	National Aeronautics and Space Administration	58	0.05%	136
	<a href="#">nasa.gov</a>	32	0.03%	64
	Unresolved IP Address	23	0.02%	66
	<a href="#">bigelow.org</a>	2	0.00%	5
	<a href="#">noaa.gov</a>	1	0.00%	1
■ 135.	Concentric Network Corporation	58	0.05%	176

	<b>Organization Domain Name</b>	<b>Visits</b>	<b>% Visits</b>	<b>Hits</b>
	<a href="#">cnc.net</a>	37	0.03%	133
	<a href="#">nescaum.org</a>	18	0.01%	38
	<a href="#">concentric.net</a>	1	0.00%	1
	Unresolved IP Address	1	0.00%	2
	<a href="#">dcaccess.net</a>	1	0.00%	2
■ 136.	Big Pipe Inc.	57	0.05%	76
	<a href="#">internal.wavefire.ca</a>	52	0.04%	66
	<a href="#">bigpipeinc.com</a>	3	0.00%	3
	<a href="#">huskyenergy.ca</a>	1	0.00%	5
	<a href="#">ken-66-244-227.norcomcable.ca</a>	1	0.00%	2
■ 137.	Southern Illinois University	56	0.05%	175
	<a href="#">siu.edu</a>	53	0.04%	164
	Unresolved IP Address	3	0.00%	11
■ 138.	AT&T Worldnet Services	56	0.05%	183
	<a href="#">att.net</a>	53	0.04%	174
	Unresolved IP Address	3	0.00%	9
■ 139.	NTL Internet	56	0.05%	80
	<a href="#">ntli.net</a>	55	0.05%	79
	Unresolved IP Address	1	0.00%	1
■ 140.	University of Massachusetts	56	0.05%	112
	<a href="#">umass.edu</a>	54	0.04%	106
	Unresolved IP Address	1	0.00%	4
	<a href="#">berkshirecc.edu</a>	1	0.00%	2
■ 141.	D. A. Cox Enterprises, Incorporated	55	0.05%	152
	<a href="#">cox.net</a>	47	0.04%	136
	<a href="#">narrabay.com</a>	2	0.00%	5
	<a href="#">dslextreme.com</a>	2	0.00%	2
	Unresolved IP Address	1	0.00%	5
	<a href="#">kmg.com</a>	1	0.00%	1
	<a href="#">mmcivil.com</a>	1	0.00%	1
	<a href="#">wildflower.net</a>	1	0.00%	2
■ 142.	Vietnam Posts and Telecommunications	54	0.04%	150
	<a href="#">vnn.vn</a>	29	0.02%	82
	localhost	17	0.01%	57
	Unresolved IP Address	5	0.00%	8
	<a href="#">hnpt.com.vn</a>	3	0.00%	3
■ 143.	Southwestern Bell Internet Services, Inc.	54	0.04%	161
	<a href="#">swbell.net</a>	42	0.03%	136
	<a href="#">skyviewtech.com</a>	3	0.00%	13
	<a href="#">mansfieldisd.org</a>	3	0.00%	5

	Organization Domain Name	Visits	% Visits	Hits
	Unresolved IP Address	2	0.00%	2
	<a href="#">azalea.net</a>	1	0.00%	1
	<a href="#">rogers.com</a>	1	0.00%	2
	<a href="#">txgenco.com</a>	1	0.00%	1
	<a href="#">dunnheat.com</a>	1	0.00%	1
■ 144.	University of California at San Diego	54	0.04%	120
	<a href="#">ucsd.edu</a>	51	0.04%	113
	Unresolved IP Address	3	0.00%	7
■ 145.	Education and Research Network	54	0.04%	157
	Unresolved IP Address	49	0.04%	150
	<a href="#">jdvu.ac.in</a>	4	0.00%	6
	<a href="#">iisc.ernet.in</a>	1	0.00%	1
■ 146.	Columbia University	54	0.04%	147
	<a href="#">columbia.edu</a>	51	0.04%	136
	Unresolved IP Address	3	0.00%	11
■ 147.	Massachusetts Institute of Technology	53	0.04%	182
	<a href="#">MIT.EDU</a>	45	0.04%	168
	Unresolved IP Address	5	0.00%	10
	<a href="#">w3.org</a>	3	0.00%	4
■ 148.	INSTITUTE OF GAS TECHNOLOGY	53	0.04%	56
	Unresolved IP Address	51	0.04%	54
	<a href="#">gastechnology.org</a>	2	0.00%	2
■ 149.	University of Utah	53	0.04%	204
	<a href="#">utah.edu</a>	49	0.04%	191
	Unresolved IP Address	4	0.00%	13
■ 150.	Louisiana State University	53	0.04%	212
	<a href="#">lsu.edu</a>	27	0.02%	53
	Unresolved IP Address	26	0.02%	159
■ 151.	Ministry of Education Computer Center	52	0.04%	297
	Unresolved IP Address	35	0.03%	215
	<a href="#">ntou.edu.tw</a>	2	0.00%	3
	<a href="#">npust.edu.tw</a>	2	0.00%	3
	<a href="#">ym.edu.tw</a>	1	0.00%	2
	<a href="#">ntut.edu.tw</a>	1	0.00%	1
	<a href="#">hdrc.edu.tw</a>	1	0.00%	1
	<a href="#">sinica.edu.tw</a>	1	0.00%	2
	<a href="#">ncpes.edu.tw</a>	1	0.00%	7
	<a href="#">tp1rc.edu.tw</a>	1	0.00%	1
	<a href="#">ccu.edu.tw</a>	1	0.00%	8
	<a href="#">nfu.edu.tw</a>	1	0.00%	1

	<b>Organization Domain Name</b>	<b>Visits</b>	<b>% Visits</b>	<b>Hits</b>
	<a href="#">mdu.edu.tw</a>	1	0.00%	2
	<a href="#">ttu.edu.tw</a>	1	0.00%	7
	<a href="#">vghtpe.gov.tw</a>	1	0.00%	1
	<a href="#">in-addr.arpa</a>	1	0.00%	42
	<a href="#">ntust.edu.tw</a>	1	0.00%	1
■ 152.	University of Virginia	52	0.04%	168
	<a href="#">Virginia.EDU</a>	34	0.03%	121
	Unresolved IP Address	18	0.01%	47
■ 153.	MIMOS BHD	52	0.04%	134
	Unresolved IP Address	45	0.04%	127
	<a href="#">sirim.my</a>	5	0.00%	5
	<a href="#">fwa2.jaring.my</a>	1	0.00%	1
	<a href="#">fwa7.jaring.my</a>	1	0.00%	1
■ 154.	University of Iowa	51	0.04%	138
	<a href="#">uiowa.edu</a>	43	0.04%	125
	Unresolved IP Address	6	0.00%	9
	<a href="#">uiowa.net</a>	2	0.00%	4
■ 155.	Yale University	51	0.04%	192
	<a href="#">yale.edu</a>	50	0.04%	190
	Unresolved IP Address	1	0.00%	2
■ 156.	TDS Telecom, TDSNET	50	0.04%	150
	<a href="#">tds.net</a>	46	0.04%	134
	<a href="#">cargroup.org</a>	1	0.00%	3
	<a href="#">a3c.com</a>	1	0.00%	11
	<a href="#">in-addr.arpa</a>	1	0.00%	1
	<a href="#">madisonenvironmental.com</a>	1	0.00%	1
■ 157.	Ameritech	50	0.04%	171
	<a href="#">ameritech.net</a>	42	0.03%	130
	<a href="#">nanophase.com</a>	5	0.00%	35
	Unresolved IP Address	2	0.00%	4
	<a href="#">sbcglobal.net</a>	1	0.00%	2
■ 158.	National Institutes of Health	49	0.04%	89
	<a href="#">nih.gov</a>	49	0.04%	89
■ 159.	Telstra Internet	49	0.04%	122
	<a href="#">bigpond.net.au</a>	42	0.03%	112
	<a href="#">schools.net.au</a>	2	0.00%	3
	<a href="#">inbox.net</a>	1	0.00%	1
	<a href="#">telstra.net</a>	1	0.00%	1
	Unresolved IP Address	1	0.00%	1
	<a href="#">raytheon.com.au</a>	1	0.00%	3

	Organization Domain Name	Visits	% Visits	Hits
	<a href="http://ccamatil.com.au">ccamatil.com.au</a>	1	0.00%	1
160.	broadgate	49	0.04%	97
	Unresolved IP Address	49	0.04%	97
161.	Pac Bell Internet Services	49	0.04%	128
	<a href="http://pacbell.net">pacbell.net</a>	43	0.04%	114
	<a href="http://contra-costa.ca.us">contra-costa.ca.us</a>	2	0.00%	8
	Unresolved IP Address	2	0.00%	3
	<a href="http://sjceda.org">sjceda.org</a>	1	0.00%	2
	<a href="http://ccclib.org">ccclib.org</a>	1	0.00%	1
162.	Auburn University	49	0.04%	248
	<a href="http://auburn.edu">auburn.edu</a>	27	0.02%	196
	Unresolved IP Address	22	0.02%	52
163.	University of Nebraska - Lincoln	49	0.04%	97
	<a href="http://unl.edu">unl.edu</a>	49	0.04%	97
164.	INTERNET MULTIFEED CO.	48	0.04%	392
	Unresolved IP Address	48	0.04%	392
165.	CHINA RAILWAY TELECOMMUNICATIONS CENTER	48	0.04%	67
	Unresolved IP Address	48	0.04%	67
166.	Internet service provider	48	0.04%	139
	<a href="http://asianet.co.th">asianet.co.th</a>	21	0.02%	66
	Unresolved IP Address	20	0.02%	64
	<a href="http://tri-isys.com">tri-isys.com</a>	3	0.00%	4
	<a href="http://pacenet-india.com">pacenet-india.com</a>	1	0.00%	1
	<a href="http://opera-mini.net">opera-mini.net</a>	1	0.00%	1
	<a href="http://visp.co.nz">visp.co.nz</a>	1	0.00%	2
	<a href="http://dhaka.net">dhaka.net</a>	1	0.00%	1
167.	Montana State University	47	0.04%	139
	<a href="http://montana.edu">montana.edu</a>	39	0.03%	128
	Unresolved IP Address	7	0.01%	10
	<a href="http://bunkie">bunkie</a>	1	0.00%	1
168.	PT. Telekomunikasi Indonesia	47	0.04%	194
	Unresolved IP Address	41	0.03%	180
	<a href="http://telkom.net.id">telkom.net.id</a>	6	0.00%	14
169.	VERIZON	47	0.04%	99
	<a href="http://verizon.net">verizon.net</a>	47	0.04%	99
170.	Japan Network Information Center	47	0.04%	129
	Unresolved IP Address	16	0.01%	59
	<a href="http://nies.go.jp">nies.go.jp</a>	4	0.00%	5
	<a href="http://index.or.jp">index.or.jp</a>	2	0.00%	3

	Organization Domain Name	Visits	% Visits	Hits
	<a href="#">akita-u.ac.jp</a>	2	0.00%	12
	<a href="#">jnc.go.jp</a>	2	0.00%	2
	<a href="#">u-ryukyu.ac.jp</a>	2	0.00%	4
	<a href="#">u-tokyo.ac.jp</a>	2	0.00%	2
	<a href="#">kyushu-u.ac.jp</a>	2	0.00%	4
	<a href="#">yamanashi.ac.jp</a>	2	0.00%	4
	<a href="#">osaka-sandai.ac.jp</a>	1	0.00%	1
	<a href="#">niigata-u.ac.jp</a>	1	0.00%	2
	<a href="#">hit-u.ac.jp</a>	1	0.00%	2
	<a href="#">kyoto-u.ac.jp</a>	1	0.00%	13
	<a href="#">yamagata-u.ac.jp</a>	1	0.00%	4
	<a href="#">tmd.ac.jp</a>	1	0.00%	1
	<a href="#">kumamoto-u.ac.jp</a>	1	0.00%	1
	<a href="#">nagasaki-u.ac.jp</a>	1	0.00%	1
	<a href="#">nttdata.co.jp</a>	1	0.00%	3
	<a href="#">kochi-u.ac.jp</a>	1	0.00%	2
	<a href="#">client.chiba-u.jp</a>	1	0.00%	1
■ 171.	telus	46	0.04%	63
	<a href="#">telus.net</a>	39	0.03%	50
	<a href="#">icsincorporated.com</a>	3	0.00%	6
	Unresolved IP Address	2	0.00%	2
	<a href="#">telus.com</a>	1	0.00%	4
	<a href="#">dycor.ca</a>	1	0.00%	1
■ 172.	imported inetnum object for JNIC	46	0.04%	309
	Unresolved IP Address	40	0.03%	229
	<a href="#">affrc.go.jp</a>	3	0.00%	5
	<a href="#">tokushima-u.ac.jp</a>	3	0.00%	75
■ 173.	LOMAG INTERNET SERVICES LLC	45	0.04%	53
	<a href="#">lomag.net</a>	45	0.04%	53
■ 174.	NCTC	45	0.04%	68
	<a href="#">navy.mil</a>	25	0.02%	28
	<a href="#">usmc.mil</a>	20	0.02%	40
■ 175.	OPTUS INTERNET - RETAIL	45	0.04%	60
	<a href="#">optusnet.com.au</a>	45	0.04%	60
■ 176.	North Carolina Research and Education Network	44	0.04%	91
	<a href="#">unc.edu</a>	20	0.02%	36
	Unresolved IP Address	19	0.02%	45
	<a href="#">renci.org</a>	3	0.00%	4
	<a href="#">lib.nc.us</a>	1	0.00%	4

	Organization Domain Name	Visits	% Visits	Hits
	<a href="#">ncren.net</a>	1	0.00%	2
177.	New Jersey Department of Transportation	44	0.04%	101
	<a href="#">state.nj.us</a>	42	0.03%	99
	Unresolved IP Address	2	0.00%	2
178.	Become Inc.	44	0.04%	1,868
	<a href="#">become.com</a>	44	0.04%	1,868
179.	University of Georgia	44	0.04%	129
	<a href="#">uga.edu</a>	28	0.02%	82
	Unresolved IP Address	16	0.01%	47
180.	Michigan Technological University	43	0.04%	147
	<a href="#">mtu.edu</a>	39	0.03%	137
	Unresolved IP Address	4	0.00%	10
181.	University of California, Santa Barbara	43	0.04%	133
	<a href="#">ucsb.edu</a>	25	0.02%	96
	Unresolved IP Address	18	0.01%	37
182.	Data Communication Business Group, Chunghwa Telecom Co., Ltd.	43	0.04%	138
	<a href="#">hinet.net</a>	43	0.04%	138
183.	Washington State University	43	0.04%	139
	<a href="#">wsu.edu</a>	41	0.03%	137
	Unresolved IP Address	2	0.00%	2
184.	Insight Communications Company	42	0.03%	108
	<a href="#">insightbb.com</a>	42	0.03%	108
185.	Mediacom Communications Corp	42	0.03%	129
	<a href="#">mchsi.com</a>	42	0.03%	129
186.	EarthLink Network, Inc.	42	0.03%	105
	<a href="#">mindspring.com</a>	34	0.03%	88
	<a href="#">earthlink.net</a>	8	0.01%	17
187.	University of South Carolina	42	0.03%	97
	Unresolved IP Address	33	0.03%	70
	<a href="#">sc.edu</a>	9	0.01%	27
188.	FastNetDSL	42	0.03%	45
	Unresolved IP Address	42	0.03%	45
189.	CHTD, Chunghwa Telecom Co., Ltd.	42	0.03%	215
	<a href="#">hinet.net</a>	38	0.03%	210
	Unresolved IP Address	4	0.00%	5
190.	Business Telecom, Inc.	42	0.03%	77
	<a href="#">noaa.gov</a>	40	0.03%	74
	<a href="#">btitelecom.net</a>	2	0.00%	3
191.	The United States Centers For Disease Control	41	0.03%	168



	Organization Domain Name	Visits	% Visits	Hits
	<a href="http://cdc.gov">cdc.gov</a>	41	0.03%	168
192.	Choice One Communications Inc.	41	0.03%	91
	<a href="http://choiceone.net">choiceone.net</a>	30	0.02%	62
	<a href="http://conestogalogcabins.com">conestogalogcabins.com</a>	4	0.00%	6
	<a href="http://apollo-101-powerapps.net">apollo-101-powerapps.net</a>	2	0.00%	2
	<a href="http://ardl.com">ardl.com</a>	2	0.00%	3
	Unresolved IP Address	2	0.00%	17
	<a href="http://indoorairpro.com">indoorairpro.com</a>	1	0.00%	1
193.	University of New Hampshire	41	0.03%	284
	<a href="http://unh.edu">unh.edu</a>	41	0.03%	284
194.	Northwestern University	41	0.03%	197
	<a href="http://northwestern.edu">northwestern.edu</a>	34	0.03%	176
	Unresolved IP Address	4	0.00%	18
	<a href="http://nunet.net">nunet.net</a>	3	0.00%	3
195.	LookSmart International Pty Ltd	41	0.03%	99
	<a href="http://looksmart.com">looksmart.com</a>	41	0.03%	99
196.	NAMEPROTECT.COM	40	0.03%	146
	Unresolved IP Address	40	0.03%	146
197.	University of British Columbia	40	0.03%	120
	<a href="http://cs.ubc.ca">cs.ubc.ca</a>	25	0.02%	27
	Unresolved IP Address	5	0.00%	39
	<a href="http://library.ubc.ca">library.ubc.ca</a>	4	0.00%	43
	<a href="http://iar.ubc.ca">iar.ubc.ca</a>	1	0.00%	1
	<a href="http://msl.ubc.ca">msl.ubc.ca</a>	1	0.00%	1
	<a href="http://eos.ubc.ca">eos.ubc.ca</a>	1	0.00%	6
	<a href="http://dentistry.ubc.ca">dentistry.ubc.ca</a>	1	0.00%	1
	<a href="http://botany.ubc.ca">botany.ubc.ca</a>	1	0.00%	1
	<a href="http://chem.ubc.ca">chem.ubc.ca</a>	1	0.00%	1
198.	Emory University	40	0.03%	227
	<a href="http://emory.edu">emory.edu</a>	38	0.03%	221
	Unresolved IP Address	1	0.00%	2
	<a href="http://djhsr481">djhsr481</a>	1	0.00%	4
199.	imported inetnum object for STPL-3	39	0.03%	54
	<a href="http://singnet.com.sg">singnet.com.sg</a>	38	0.03%	52
	Unresolved IP Address	1	0.00%	2
200.	University of Kansas	39	0.03%	113
	<a href="http://ku.edu">ku.edu</a>	20	0.02%	50
	Unresolved IP Address	19	0.02%	63
	<b>Other</b>	<b>25,254</b>	<b>20.89%</b>	<b>89,321</b>

<b>Organization Domain Name</b>	<b>Visits</b>	<b>% Visits</b>	<b>Hits</b>
<b>Total</b>	<b>120,919</b>	<b>100.00%</b>	<b>384,778</b>

items 1-200 of 200

## Organizations - Help Card



### Column Definitions

#### Organization

The name of the organization, which could be a company, a government agency, a school, or any other type of organization. This name was determined by either of the following methods:

- The visitor's IP address matched an Intranet Domain configuration within the Admin Console.
- Looking up the visitor's IP address in the WebTrends GeoTrends Database.

#### Unknown

The organization could not be determined.

#### Domain Name

The text name (for example, webtrends.com) corresponding to the visitor's IP address. The domain name can be determined from any of the following methods:

- The domain was logged by the web server.
- The IP address matched an Intranet Domain configuration within the Admin Console.
- DNS resolution.

IP addresses that do not resolve to a domain by these methods are categorized as follows:

- Reserved IP Address - The IP address falls within a block of reserved addresses. For example, 192.168.x.x and 10.x.x.x addresses are reserved for private networks.
- Unresolved IP Address - Category for IP addresses that did not resolve to a domain (perhaps because DNS resolution was disabled).

The domain name shown is the second-level domain name, such as webtrends.com. For example, all visitors from sales.webtrends.com, us.sales.webtrends.com, and service.webtrends.com are combined in the statistics for webtrends.com. If the top-level domain name is a country code, then the third-level domain name is shown also (for example, anycompany.com.au).

#### Visits

Number of visits to your site from this organization. A visit is a series of actions that begins when a visitor views their first page from the server, and ends when the visitor leaves the site or remains idle beyond the idle-time limit. The default idle-time limit is thirty minutes. This time limit can be changed by the system administrator.

#### Hits

Number of hits to your site from this organization. Each file requested by a visitor registers as a hit. There can be several hits on each page. While the volume of hits reflects the amount of server traffic, it is not an accurate reflection of the number of pages viewed.



### **Report Descriptions**

Use this information when you are interested in an organization as a whole, such as Webtrends Inc. You can identify the major domain names from each company, such as webtrends.com from WebTrends Inc.

# Authenticated Usernames

This report identifies the true name and activity level of the visitors logging onto a server that requires a user name and password.

## Authenticated Usernames Trend

No data is available for this graph.

## Authenticated Usernames

No data is available for this graph.

## Authenticated Usernames

No data is available for this table.

## Authenticated Usernames - Help Card



### Column Definitions

#### Authenticated Username

A visitor tracked by user name and password rather than by IP address. You may find more authenticated user names than total visitors because several persons may be using the same IP address. Since many ISPs dynamically assign IP addresses, and since multiple visitors may use a single IP address, authentication is a much more accurate way to identify visitors.

#### Visits

Number of times the specified visitor visited your site. A visit is a series of actions that begins when a visitor views their first page from the server, and ends when the visitor leaves the site or remains idle beyond the idle-time limit. The default idle-time limit is thirty minutes. This time limit can be changed by the system administrator.

#### Hits

Number of hits generated by the specified visitor. Each file requested by a visitor registers as a hit. There can be several hits on each page. While the volume of hits reflects the amount of server traffic, it is not an accurate reflection of the number of pages viewed.

#### %

Percentage of visits or hits to your site by the specified visitor out of those by all authenticated user names.



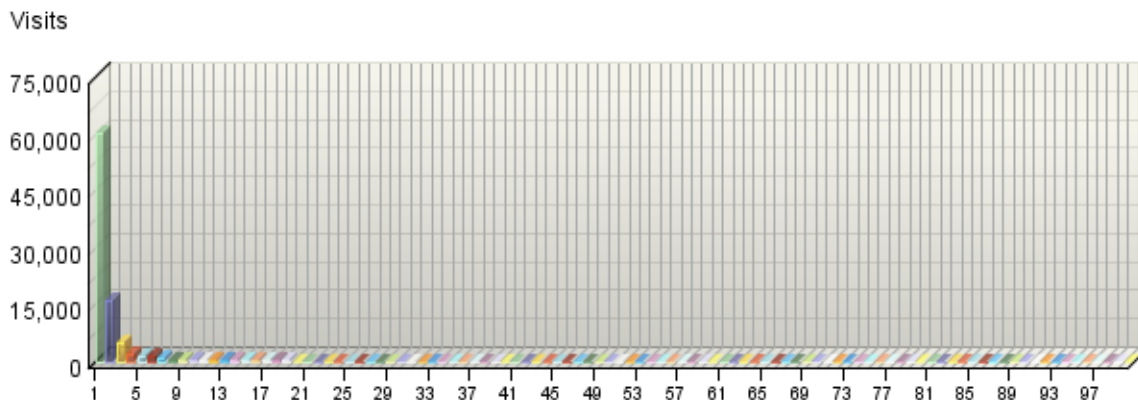
### Report Descriptions

You may use this information for your marketing efforts, such as special promotions or newsletters.

# Domain Names

This report lists the domain name that generates the most activity to your web site.

## Domain Names



## Domain Names

	Domain Name	Visits	% Visits	Hits
1.	<a href="#">inktomisearch.com</a>	60,246	49.82%	67,631
2.	Unresolved IP Address	16,322	13.50%	70,122
3.	<a href="#">googlebot.com</a>	5,286	4.37%	70,739
4.	<a href="#">comcast.net</a>	2,248	1.86%	7,638
5.	<a href="#">rr.com</a>	1,443	1.19%	4,019
6.	<a href="#">aol.com</a>	1,314	1.09%	2,319
7.	<a href="#">verizon.net</a>	1,150	0.95%	3,224
8.	<a href="#">cox.net</a>	752	0.62%	2,186
9.	<a href="#">msn.com</a>	619	0.51%	8,041
10.	<a href="#">pacbell.net</a>	597	0.49%	1,530
11.	<a href="#">adelphia.net</a>	499	0.41%	1,666
12.	<a href="#">bellsouth.net</a>	471	0.39%	1,305
13.	<a href="#">charter.com</a>	441	0.36%	2,632
14.	<a href="#">ameritech.net</a>	419	0.35%	1,330
15.	<a href="#">ask.com</a>	404	0.33%	6,991
16.	<a href="#">qwest.net</a>	401	0.33%	1,044
17.	<a href="#">swbell.net</a>	346	0.29%	983
18.	<a href="#">cosmixcorp.com</a>	323	0.27%	630
19.	<a href="#">optonline.net</a>	322	0.27%	925

	<b>Domain Name</b>	<b>Visits</b>	<b>% Visits</b>	<b>Hits</b>
20.	evlservers.net	239	0.20%	725
21.	btcentralplus.com	217	0.18%	327
22.	yahoo.com	201	0.17%	6,310
23.	sbcglobal.net	199	0.16%	648
24.	mindspring.com	193	0.16%	522
25.	covad.net	188	0.16%	731
26.	twtelecom.net	187	0.15%	7,620
27.	phx.gbl	180	0.15%	829
28.	vsnl.net.in	175	0.14%	481
29.	exabot.com	168	0.14%	388
30.	pipex.com	155	0.13%	167
31.	blueyonder.co.uk	149	0.12%	535
32.	ucr.edu	144	0.12%	5,274
33.	washington.edu	131	0.11%	316
34.	fastsearch.net	126	0.10%	10,990
35.	cos.com	125	0.10%	228
36.	Level3.net	123	0.10%	296
37.	rogers.com	118	0.10%	470
38.	gigablast.com	116	0.10%	230
39.	grouptelecom.net	114	0.09%	193
40.	sympatico.ca	114	0.09%	284
41.	rima-tde.net	114	0.09%	357
42.	picsearch.com	113	0.09%	238
43.	sify.net	111	0.09%	399
44.	army.mil	108	0.09%	495
45.	purdue.edu	108	0.09%	305
46.	umich.edu	104	0.09%	255
47.	unc.edu	104	0.09%	224
48.	ibm.com	103	0.09%	245
49.	shawcable.net	101	0.08%	359
50.	isu.net.sa	100	0.08%	126
51.	pnl.gov	97	0.08%	277
52.	xo.net	97	0.08%	261
53.	ncsu.edu	96	0.08%	223
54.	hinet.net	96	0.08%	549
55.	algx.net	93	0.08%	367
56.	maine.edu	92	0.08%	190
57.	tamu.edu	91	0.08%	238
58.	umn.edu	91	0.08%	267
59.	ufl.edu	90	0.07%	250
60.	insightBB.com	90	0.07%	295



	<b>Domain Name</b>	<b>Visits</b>	<b>% Visits</b>	<b>Hits</b>
61.	noaa.gov	89	0.07%	161
62.	sprint-hsd.net	89	0.07%	232
63.	utexas.edu	89	0.07%	270
64.	ntli.net	88	0.07%	124
65.	uiuc.edu	86	0.07%	1,155
66.	speakeasy.net	85	0.07%	246
67.	rcn.com	84	0.07%	264
68.	Stanford.EDU	82	0.07%	7,304
69.	saix.net	82	0.07%	107
70.	rti.org	81	0.07%	272
71.	duke.edu	80	0.07%	395
72.	ttnet.net.tr	80	0.07%	477
73.	abo.wanadoo.fr	80	0.07%	4,398
74.	ucla.edu	79	0.07%	266
75.	live-servers.net	76	0.06%	730
76.	t-dialin.net	73	0.06%	283
77.	telus.net	73	0.06%	109
78.	touchtelindia.net	73	0.06%	243
79.	harvard.edu	72	0.06%	156
80.	Arizona.EDU	71	0.06%	186
81.	direcpc.com	71	0.06%	294
82.	frontiernet.net	71	0.06%	170
83.	gatech.edu	70	0.06%	493
84.	adsl.wplus.ru	70	0.06%	75
85.	nih.gov	68	0.06%	131
86.	pldt.net	68	0.06%	268
87.	centurytel.net	68	0.06%	217
88.	ohio-state.edu	67	0.06%	180
89.	msu.edu	67	0.06%	146
90.	oregonstate.edu	66	0.05%	214
91.	mchsi.com	66	0.05%	202
92.	Berkeley.EDU	66	0.05%	152
93.	state.tx.us	64	0.05%	114
94.	navy.mil	63	0.05%	305
95.	usgs.gov	63	0.05%	217
96.	serverpronto.com	63	0.05%	83
97.	theplanet.com	63	0.05%	132
98.	iastate.edu	63	0.05%	245
99.	snet.net	62	0.05%	162
100.	atlantech.net	61	0.05%	227
101.	cornell.edu	61	0.05%	149

	<b>Domain Name</b>	<b>Visits</b>	<b>% Visits</b>	<b>Hits</b>
102.	<a href="#">nextgentel.com</a>	61	0.05%	165
103.	<a href="#">vt.edu</a>	61	0.05%	200
104.	<a href="#">sytes.net</a>	60	0.05%	151
105.	<a href="#">uu.net</a>	60	0.05%	362
106.	<a href="#">att.net</a>	58	0.05%	184
107.	<a href="#">rutgers.edu</a>	58	0.05%	211
108.	<a href="#">alltel.net</a>	58	0.05%	115
109.	<a href="#">okstate.edu</a>	58	0.05%	253
110.	<a href="#">bigpond.net.au</a>	57	0.05%	153
111.	<a href="#">colorado.edu</a>	56	0.05%	107
112.	<a href="#">psu.edu</a>	55	0.05%	156
113.	<a href="#">net.my</a>	54	0.04%	86
114.	<a href="#">umass.edu</a>	54	0.04%	106
115.	<a href="#">colostate.edu</a>	53	0.04%	145
116.	<a href="#">asianet.co.th</a>	53	0.04%	162
117.	<a href="#">tds.net</a>	53	0.04%	165
118.	<a href="#">ucdavis.edu</a>	53	0.04%	152
119.	<a href="#">siu.edu</a>	53	0.04%	164
120.	<a href="#">hawaii.edu</a>	53	0.04%	149
121.	<a href="#">internal.wavefire.ca</a>	52	0.04%	66
122.	<a href="#">af.mil</a>	51	0.04%	321
123.	<a href="#">ucsd.edu</a>	51	0.04%	113
124.	<a href="#">columbia.edu</a>	51	0.04%	136
125.	<a href="#">umd.edu</a>	50	0.04%	103
126.	<a href="#">as9105.com</a>	50	0.04%	82
127.	<a href="#">optusnet.com.au</a>	50	0.04%	73
128.	<a href="#">yale.edu</a>	50	0.04%	190
129.	<a href="#">prod-infinity.com.mx</a>	49	0.04%	187
130.	<a href="#">utah.edu</a>	49	0.04%	191
131.	<a href="#">unl.edu</a>	49	0.04%	97
132.	<a href="#">fs.fed.us</a>	46	0.04%	128
133.	<a href="#">lomag.net</a>	45	0.04%	53
134.	<a href="#">comcastbusiness.net</a>	45	0.04%	280
135.	<a href="#">MIT.EDU</a>	45	0.04%	168
136.	<a href="#">singnet.com.sg</a>	44	0.04%	63
137.	<a href="#">become.com</a>	44	0.04%	1,868
138.	<a href="#">uiowa.edu</a>	43	0.04%	125
139.	<a href="#">state.nj.us</a>	43	0.04%	100
140.	<a href="#">wsu.edu</a>	41	0.03%	137
141.	<a href="#">cableone.net</a>	41	0.03%	135
142.	<a href="#">adsl.tpnet.pl</a>	41	0.03%	116

	<b>Domain Name</b>	<b>Visits</b>	<b>% Visits</b>	<b>Hits</b>
143.	looksmart.com	41	0.03%	99
144.	unh.edu	41	0.03%	284
145.	cdc.gov	41	0.03%	168
146.	x-echo.com	41	0.03%	43
147.	earthlink.net	40	0.03%	95
148.	asu.edu	39	0.03%	284
149.	mtu.edu	39	0.03%	137
150.	montana.edu	39	0.03%	128
151.	pol.co.uk	39	0.03%	67
152.	dip0.t-ipconnect.de	39	0.03%	69
153.	atgi.net	38	0.03%	42
154.	emory.edu	38	0.03%	221
155.	uc.edu	37	0.03%	104
156.	cnc.net	37	0.03%	133
157.	info.com.ph	37	0.03%	165
158.	upc-a.chello.nl	37	0.03%	91
159.	uic.edu	37	0.03%	88
160.	usf.edu	37	0.03%	77
161.	gci.net	36	0.03%	75
162.	uci.edu	36	0.03%	149
163.	cavtel.net	36	0.03%	124
164.	choicene.net	35	0.03%	71
165.	nsf.gov	35	0.03%	88
166.	uchicago.edu	35	0.03%	89
167.	sba.gov	35	0.03%	35
168.	missouri.edu	35	0.03%	74
169.	outboundrequest.com	35	0.03%	42
170.	pdx.edu	35	0.03%	119
171.	fiu.edu	34	0.03%	70
172.	superb.net	34	0.03%	45
173.	speedy.net.pe	34	0.03%	136
174.	northwestern.edu	34	0.03%	176
175.	Virginia.EDU	34	0.03%	121
176.	uconn.edu	34	0.03%	95
177.	maxonline.com.sg	34	0.03%	102
178.	myvzw.com	34	0.03%	63
179.	umontana.edu	34	0.03%	93
180.	wideopenwest.com	33	0.03%	66
181.	uidaho.edu	33	0.03%	82
182.	upc-h.chello.nl	33	0.03%	98
183.	uml.edu	33	0.03%	148

	<b>Domain Name</b>	<b>Visits</b>	<b>% Visits</b>	<b>Hits</b>
184.	<a href="#">upenn.edu</a>	32	0.03%	69
185.	<a href="#">cgocable.net</a>	32	0.03%	265
186.	<a href="#">conversent.net</a>	32	0.03%	92
187.	<a href="#">bulldogdsl.com</a>	32	0.03%	67
188.	<a href="#">esf.edu</a>	32	0.03%	84
189.	<a href="#">nasa.gov</a>	32	0.03%	64
190.	<a href="#">intelliseek.com</a>	31	0.03%	31
191.	<a href="#">informatik.uni-leipzig.de</a>	31	0.03%	32
192.	<a href="#">adobe.com</a>	31	0.03%	95
193.	<a href="#">net.pk</a>	31	0.03%	72
194.	<a href="#">imorph.com</a>	31	0.03%	62
195.	<a href="#">uwyo.edu</a>	31	0.03%	84
196.	<a href="#">mc.videotron.ca</a>	31	0.03%	112
197.	<a href="#">eelink.net</a>	30	0.02%	47
198.	<a href="#">appstate.edu</a>	30	0.02%	166
199.	<a href="#">titech.ac.jp</a>	30	0.02%	57
200.	<a href="#">ucl.ac.uk</a>	30	0.02%	31
	<b>Other</b>	<b>14,849</b>	<b>12.28%</b>	<b>50,987</b>
	<b>Total</b>	<b>120,921</b>	<b>100.00%</b>	<b>384,784</b>

items 1-200 of 200

## Domain Names - Help Card



### Column Definitions

#### Domain Name

The text name (for example, webtrends.com) corresponding to the visitor's IP address. The domain name can be determined from any of the following methods:

- The domain was logged by the web server.
- The IP address matched an Intranet Domain configuration within the Admin Console.
- DNS resolution.

IP addresses that do not resolve to a domain by these methods are categorized as follows:

- Reserved IP Address - The IP address falls within a block of reserved addresses. For example, 192.168.x.x and 10.x.x.x addresses are reserved for private networks.
- Unresolved IP Address - Category for IP addresses that did not resolve to a domain (perhaps because DNS resolution was disabled).

The domain name shown is the second-level domain name, such as webtrends.com. For example, all visitors from sales.webtrends.com, us.sales.webtrends.com, and service.webtrends.com are combined in the statistics for webtrends.com. If the top-level domain name is a country code, then the third-level domain name is shown also (for example, anycompany.com.au).

#### Visits

Number of visits to your site from this domain name. A visit is a series of actions that begins when a visitor views their first page from the server, and ends when the visitor leaves the site or remains idle beyond the idle-time limit. The default idle-time limit is thirty minutes. This time limit can be changed by the system administrator.

#### Hits

Number of hits to your site from this domain name. Each file requested by a visitor registers as a hit. There can be several hits on each page. While the volume of hits reflects the amount of server traffic, it is not an accurate reflection of the number of pages viewed.



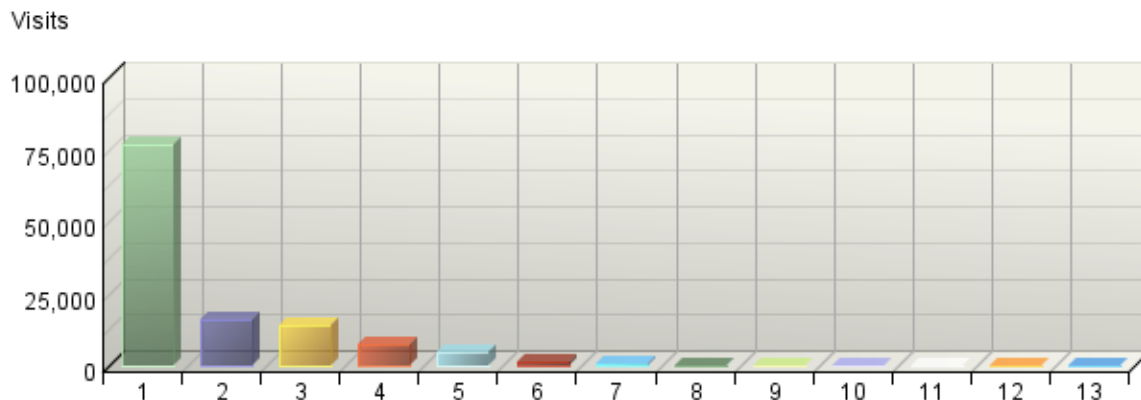
### Report Descriptions

Use this information when you are interested in high-level domain names of visitors generating the most activity to your web site.

# Top-Level Domain Types

This report provides a breakdown of top-level domain types.

**Top-Level Domain Types**



**Top-Level Domain Types**

Top-Level Domain Types	Visits	% Visits	Hits
Commercial	76,615	63.36%	190,767
Unresolved IP Address	16,323	13.50%	70,123
Network	13,851	11.45%	61,700
Education	7,409	6.13%	37,004
Unknown	4,665	3.86%	19,141
Government	1,009	0.83%	2,722
Organization	729	0.60%	1,922
Military	271	0.22%	1,218
ARPANET	20	0.02%	121
Informational	19	0.02%	26
International	5	0.00%	29
Business	3	0.00%	5
Reserved IP Address	2	0.00%	6
<b>Total</b>	<b>120,921</b>	<b>100.00%</b>	<b>384,784</b>

items 1-13 of 13

## Top-Level Domain Types - Help Card



### Column Definitions

#### Reserved IP Address

The IP address falls within a block of reserved addresses. For example, 192.168.x.x and 10.x.x.x addresses are reserved for private networks.

#### Unresolved IP Address

Category for IP addresses that did not resolve to a domain (perhaps because DNS resolution was disabled).

#### Unknown

The domain suffix did not match any of the top-level domain categories.

#### Top-Level Domain

The suffix of a domain name. A top-level domain can be based on the type of organization (.com, .edu, .museum, .name, etc) or it can be a country code (.uk, .de, .jp, .us, etc.). The top-level domain can be used to identify the type of web site. The following is a partial list of how this report categorizes top-level domains:

- ARPANET: .arpa
- Commercial: .com .co .com.[country code] .co.[country code] .firm.co .firm.ve .ltd.uk .info .biz
- Education: .edu .edu.[country-code] .ed.[country code] .ac.[country code] .school.[country code] .k12.[country code] .re.kr .sch.uk .edunet.tn
- International: .int .int.co .int.ve .intl.tn
- Government: .gov .gov.[country code] .gove.[country code] .go.[country code]
- Military: .mil .mil.[country code]
- Network: .net .ad.jp .ne.kr .net.[country code]
- Organization: .org .or .org.[country code] .or.[country code]
- Personal: .name

#### Visits

Number of visits to your site from the specified top-level domain. A visit is a series of actions that begins when a visitor views their first page from the server, and ends when the visitor leaves the site or remains idle beyond the idle-time limit. The default idle-time limit is thirty minutes. This time limit can be changed by the system administrator.

#### Hits

Number of hits to your site from the specified top-level domain. Each file requested by a visitor registers as a hit. There can be several hits on each page. While the volume of hits reflects the amount of server traffic, it is not an accurate reflection of the number of pages viewed.



### Report Descriptions

Consider which types of organizations are interested in your site, and consider how you can interest other types of organizations.

**Note:** This information can be displayed only if reverse DNS lookups have been performed. Even when DNS lookups are performed, some IP addresses cannot be resolved to a domain name.

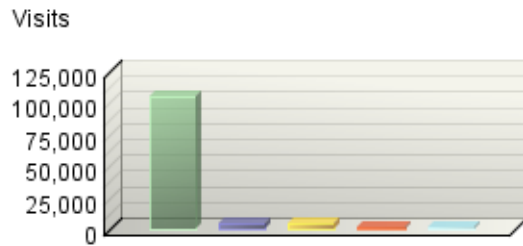
**Total** - This represents the total visits or hits where there was sufficient information to identify the top-level domain. This number may be less than the total activity overall.




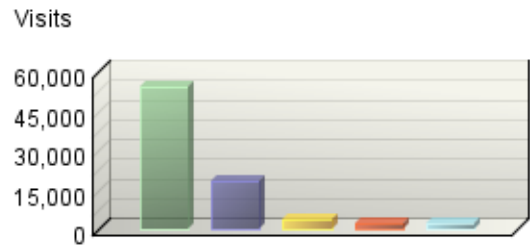
# Geography Dashboard

This page contains key graphs and tables that provide an overview of this chapter. When viewing through the on-demand interface, you can click on the title of a graph or table to navigate to the corresponding page.

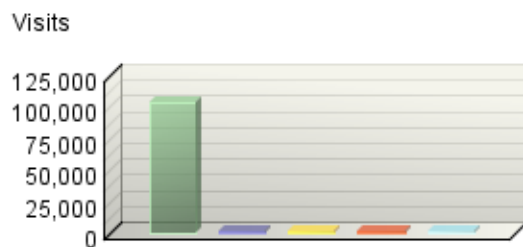
### Regions



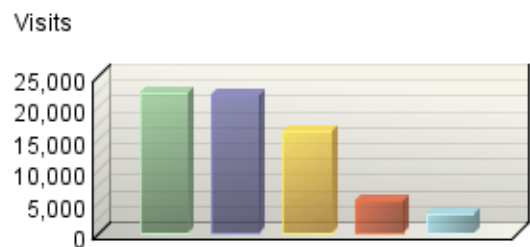
### North American States and Provinces



### Countries



### Cities

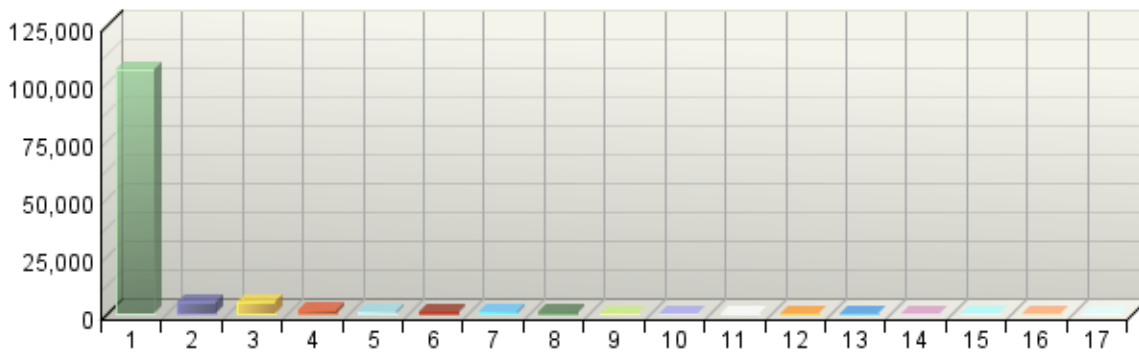


# Regions

This report identifies the top geographic regions of the visitors to your site.

## Regions

Visits



## Regions

Regions	Visits	% Visits
1. North America	105,559	87.30%
2. Asia	4,987	4.12%
3. Western Europe	4,654	3.85%
4. Australia	1,737	1.44%
5. Middle East	1,067	0.88%
6. Eastern Europe	827	0.68%
7. Northern Europe	553	0.46%
8. South America	486	0.40%
9. Northern Africa	263	0.22%
10. Western Africa	169	0.14%
11. Southern Africa	162	0.13%
12. Eastern Africa	162	0.13%
13. Caribbean Islands	147	0.12%
14. Pacific Islands	89	0.07%
15. Central America	52	0.04%
16. Central Africa	5	0.00%
17. Unspecified Region	2	0.00%
<b>Total</b>	<b>120,921</b>	<b>100.00%</b>

items 1-17 of 17

## Regions - Help Card



### Column Definitions

#### Regions

The geographic part of the world where visitors to your web site are located. "Unspecified Region" represents visitors whose geographic region could not be determined. "Unknown Region" represents visitors whose country has been determined but not identified with a specific region. If the WebTrends GeoTrends Database is turned on for this profile, the region is determined by looking up the visitor's IP address in this database. If GeoTrends is not enabled, the region will be determined from the domain name.

#### Visits

Number of visits from this geographic region. A visit is a series of actions that begins when a visitor views their first page from the server, and ends when the visitor leaves the site or remains idle beyond the idle-time limit. The default idle-time limit is thirty minutes. This time limit can be changed by the system administrator.

%

Percentage of total visits that were from this geographic region.



### Report Descriptions

This information can help you meet the needs of your target audience as well as discover new audiences. Consider how you can make the content comprehensive and relevant to an international audience.

Values for "Unspecified Region" represent visitors whose geographic region cannot be determined. Values for "Unknown Region" represent visitors whose country can be determined but whose country is not associated with a specific region. Values for "Unknown States" or "Unknown Cities" represent hits for which the IP address does not match an entry in GeoTrends database. This is the case for countries that do not have states or simply entries for which this information was not provided in the GeoTrends database.

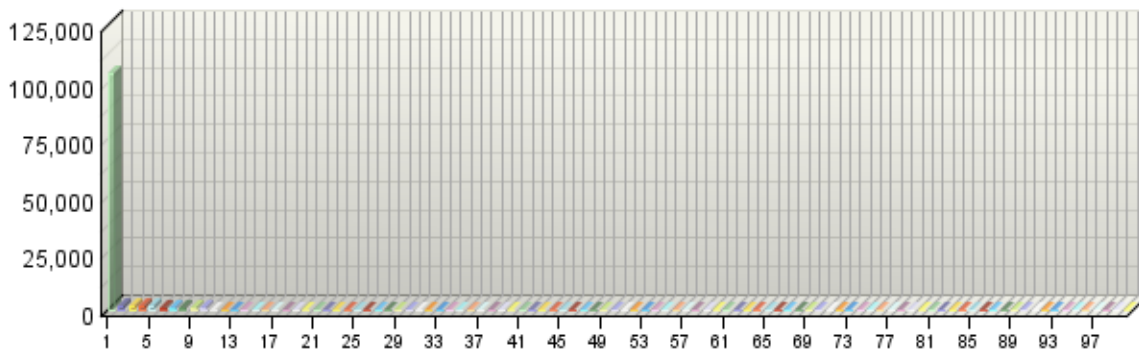
**Note:** Use this information carefully because it is based on Internet registration, and may not always be an accurate identifier of the visitor's actual location.

# Countries

This report identifies the top countries of the visitors to your site.

## Countries

Visits



## Countries

	Countries	Visits	% Visits
1.	United States (US)	103,868	85.90%
2.	Australia (AU)	1,737	1.44%
3.	United Kingdom (UK)	1,480	1.22%
4.	Canada (CA)	1,478	1.22%
5.	India (IN)	1,366	1.13%
6.	China (CN)	647	0.54%
7.	Korea (South) (KR)	642	0.53%
8.	Japan (JP)	552	0.46%
9.	France (FR)	481	0.40%
10.	Germany (DE)	454	0.38%
11.	Netherlands (NL)	409	0.34%
12.	Spain (ES)	374	0.31%
13.	Italy (IT)	343	0.28%
14.	Malaysia (MY)	292	0.24%
15.	Philippines (PH)	282	0.23%
16.	Turkey (TR)	278	0.23%
17.	Switzerland (CH)	278	0.23%
18.	Iran (IR)	270	0.22%
19.	Sweden (SE)	268	0.22%

	<b>Countries</b>	<b>Visits</b>	<b>% Visits</b>
20.	Taiwan (TW)	267	0.22%
21.	Western Europe - country unspecified (EU)	257	0.21%
22.	Thailand (TH)	225	0.19%
23.	Mexico (MX)	213	0.18%
24.	Egypt (EG)	194	0.16%
25.	Singapore (SG)	186	0.15%
26.	Brazil (BR)	174	0.14%
27.	Poland (PL)	154	0.13%
28.	Russian Federation (RU)	153	0.13%
29.	Israel (IL)	150	0.12%
30.	Norway (NO)	141	0.12%
31.	Indonesia (ID)	131	0.11%
32.	Ireland (IE)	130	0.11%
33.	South Africa (ZA)	129	0.11%
34.	Romania (RO)	124	0.10%
35.	Greece (GR)	124	0.10%
36.	United Arab Emirates (AE)	123	0.10%
37.	Belgium (BE)	122	0.10%
38.	Portugal (PT)	115	0.10%
39.	Hong Kong (HK)	110	0.09%
40.	Saudi Arabia (SA)	108	0.09%
41.	Pakistan (PK)	105	0.09%
42.	Denmark (DK)	80	0.07%
43.	Puerto Rico (PR)	79	0.07%
44.	Viet Nam (VN)	77	0.06%
45.	Austria (AT)	74	0.06%
46.	New Zealand (NZ)	74	0.06%
47.	Uruguay (UY)	72	0.06%
48.	Czech Republic (CZ)	71	0.06%
49.	Colombia (CO)	67	0.06%
50.	Argentina (AR)	60	0.05%
51.	Cote D'Ivoire (Ivory Coast) (CI)	58	0.05%
52.	Finland (FI)	57	0.05%
53.	Mauritius (MU)	54	0.04%
54.	Yugoslavia (YU)	48	0.04%
55.	Hungary (HU)	48	0.04%
56.	Nigeria (NG)	42	0.03%
57.	Chile (CL)	37	0.03%
58.	Ethiopia (ET)	36	0.03%
59.	Peru (PE)	35	0.03%
60.	Bulgaria (BG)	35	0.03%

	<b>Countries</b>	<b>Visits</b>	<b>% Visits</b>
61.	Sri Lanka (LK)	33	0.03%
62.	Senegal (SN)	32	0.03%
63.	Jordan (JO)	31	0.03%
64.	Venezuela (VE)	29	0.02%
65.	Croatia (Hrvatska) (HR)	29	0.02%
66.	Kenya (KE)	29	0.02%
67.	Algeria (DZ)	29	0.02%
68.	Costa Rica (CR)	28	0.02%
69.	Lithuania (LT)	25	0.02%
70.	Ukraine (UA)	25	0.02%
71.	Estonia (EE)	23	0.02%
72.	Slovenia (SI)	23	0.02%
73.	Ghana (GH)	22	0.02%
74.	Kuwait (KW)	22	0.02%
75.	Tanzania (TZ)	21	0.02%
76.	Uganda (UG)	20	0.02%
77.	Belarus (BY)	20	0.02%
78.	Lebanon (LB)	19	0.02%
79.	Slovak Republic (SK)	18	0.01%
80.	Morocco (MA)	18	0.01%
81.	Nepal (NP)	17	0.01%
82.	Bangladesh (BD)	16	0.01%
83.	Zimbabwe (ZW)	15	0.01%
84.	Trinidad and Tobago (TT)	15	0.01%
85.	Cyprus (CY)	13	0.01%
86.	Latvia (LV)	12	0.01%
87.	Oman (OM)	11	0.01%
88.	Jamaica (JM)	11	0.01%
89.	Qatar (QA)	10	0.01%
90.	Panama (PA)	10	0.01%
91.	Syria (SY)	9	0.01%
92.	Libya (LY)	8	0.01%
93.	Sudan (SD)	8	0.01%
94.	Armenia (AM)	8	0.01%
95.	Ecuador (EC)	8	0.01%
96.	Palestinian Territories (PS)	8	0.01%
97.	Myanmar (MM)	7	0.01%
98.	Iceland (IS)	7	0.01%
99.	Bahamas (BS)	7	0.01%
100.	Dominican Republic (DO)	7	0.01%
101.	Georgia (GE)	7	0.01%

	<b>Countries</b>	<b>Visits</b>	<b>% Visits</b>
102.	Botswana (BW)	7	0.01%
103.	Guam (GU)	7	0.01%
104.	Malta (MT)	6	0.00%
105.	Antigua and Barbuda (AG)	6	0.00%
106.	Bahrain (BH)	6	0.00%
107.	Cuba (CU)	6	0.00%
108.	Fiji (FJ)	5	0.00%
109.	Yemen (YE)	5	0.00%
110.	Mongolia (MN)	5	0.00%
111.	Bermuda (BM)	5	0.00%
112.	Namibia (NA)	5	0.00%
113.	Togo (TG)	5	0.00%
114.	Cameroon (CM)	4	0.00%
115.	Tunisia (TN)	4	0.00%
116.	Iraq (IQ)	4	0.00%
117.	Luxembourg (LU)	4	0.00%
118.	Macedonia (MK)	4	0.00%
119.	Benin (BJ)	4	0.00%
120.	Kazakhstan (KZ)	4	0.00%
121.	Guatemala (GT)	4	0.00%
122.	St. Lucia (LC)	3	0.00%
123.	Azerbaijan (AZ)	3	0.00%
124.	Virgin Islands (U.S.) (VI)	3	0.00%
125.	Brunei Darussalam (BN)	3	0.00%
126.	Papua New Guinea (PG)	3	0.00%
127.	Albania (AL)	3	0.00%
128.	Belize (BZ)	3	0.00%
129.	Angola (AO)	3	0.00%
130.	Bosnia and Herzegovina (BA)	3	0.00%
131.	El Salvador (SV)	3	0.00%
132.	Central African Republic (CF)	2	0.00%
133.	Netherlands Antilles (AN)	2	0.00%
134.	Cambodia (KH)	2	0.00%
135.	Monaco (MC)	2	0.00%
136.	Zambia (ZM)	2	0.00%
137.	Paraguay (PY)	2	0.00%
138.	Macau (MO)	2	0.00%
139.	Malawi (MW)	2	0.00%
140.	Unknown Country	2	0.00%
141.	Honduras (HN)	2	0.00%
142.	Nicaragua (NI)	2	0.00%

	<b>Countries</b>	<b>Visits</b>	<b>% Visits</b>
143.	Mauritania (MR)	2	0.00%
144.	Swaziland (SZ)	1	0.00%
145.	Aruba (AW)	1	0.00%
146.	Solomon Islands (SB)	1	0.00%
147.	Mozambique (MZ)	1	0.00%
148.	Seychelles (SC)	1	0.00%
149.	Djibouti (DJ)	1	0.00%
150.	Liechtenstein (LI)	1	0.00%
151.	GM	1	0.00%
152.	Moldova (MD)	1	0.00%
153.	Barbados (BB)	1	0.00%
154.	Bhutan (BT)	1	0.00%
155.	Maldives (MV)	1	0.00%
156.	Burkina Faso (BF)	1	0.00%
157.	Bolivia (BO)	1	0.00%
158.	Cayman Islands (KY)	1	0.00%
159.	Cook Islands (CK)	1	0.00%
160.	Laos (LA)	1	0.00%
161.	Guyana (GY)	1	0.00%
162.	Northern Mariana Islands (MP)	1	0.00%
	<b>Total</b>	<b>120,921</b>	<b>100.00%</b>

items 1-162 of 162



## Countries - Help Card



### Column Definitions

#### Countries

If the WebTrends GeoTrends Database is turned on for this profile, the country is determined by looking up the visitor's IP address in this database. If GeoTrends is not enabled, the country will be determined from the domain name.

#### Visits

Number of visits from the specified country. A visit is a series of actions that begins when a visitor views their first page from the server, and ends when the visitor leaves the site or remains idle beyond the idle-time limit. The default idle-time limit is thirty minutes. This time limit can be changed by the system administrator.

#### %

Percentage of total visits from the specified country.

#### Unknown Country

The country associated with the visitor's domain name could not be determined.



### Report Descriptions

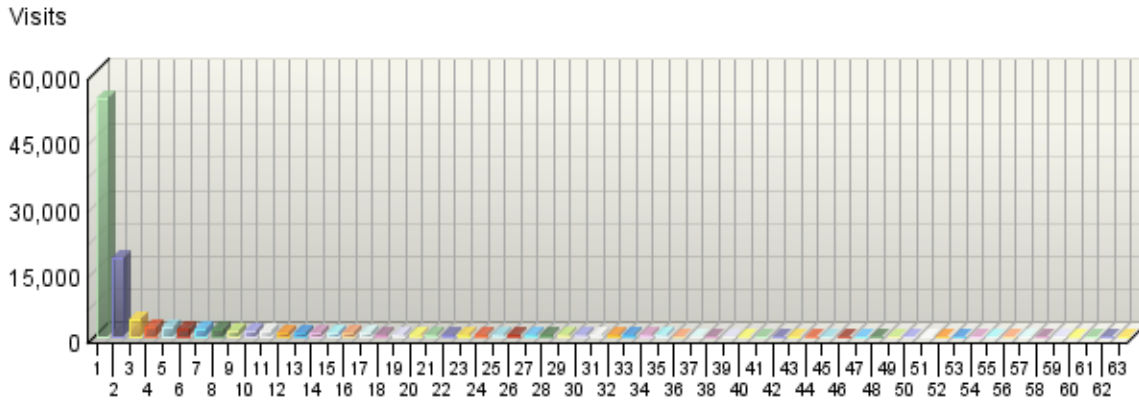
This information can help you meet the needs of your target audience as well as discover new audiences. Consider how you can make the content comprehensive and relevant to an international audience.

**Note:** Use this information carefully because it is based on Internet registration, and may not always be an accurate identifier of the visitor's actual location.

# North American States and Provinces

If you have enabled the WebTrends GeoTrends Database for this profile, this page will list the states and provinces of North America with your most active visitors.

North American States and Provinces



North American States and Provinces

States and Provinces	Visits	% Visits
1. California	54,317	52.05%
2. Virginia	18,045	17.29%
3. North Carolina	3,770	3.61%
4. Texas	2,217	2.12%
5. New York	2,084	2.00%
6. Massachusetts	1,918	1.84%
7. Washington	1,744	1.67%
8. D.C.	1,646	1.58%
9. Illinois	1,229	1.18%
10. Florida	1,169	1.12%
11. Pennsylvania	1,148	1.10%
12. New Jersey	1,067	1.02%
13. Michigan	1,043	1.00%
14. Colorado	1,022	0.98%
15. Maryland	983	0.94%
16. Ohio	948	0.91%
17. Georgia	908	0.87%
18. Ontario	598	0.57%

	<b>States and Provinces</b>	<b>Visits</b>	<b>% Visits</b>
19.	Arizona	511	0.49%
20.	Wisconsin	496	0.48%
21.	Missouri	469	0.45%
22.	Minnesota	460	0.44%
23.	Oregon	430	0.41%
24.	Tennessee	367	0.35%
25.	Indiana	358	0.34%
26.	British Columbia	356	0.34%
27.	Connecticut	336	0.32%
28.	South Carolina	284	0.27%
29.	Oklahoma	277	0.27%
30.	Louisiana	272	0.26%
31.	Utah	259	0.25%
32.	Alabama	250	0.24%
33.	Nebraska	244	0.23%
34.	Iowa	238	0.23%
35.	New Mexico	225	0.22%
36.	Maine	195	0.19%
37.	New Hampshire	176	0.17%
38.	Nevada	158	0.15%
39.	Quebec	154	0.15%
40.	Arkansas	151	0.14%
41.	Alberta	147	0.14%
42.	Montana	146	0.14%
43.	West Virginia	136	0.13%
44.	Nova Scotia	135	0.13%
45.	Kentucky	131	0.13%
46.	Vermont	119	0.11%
47.	Hawaii	119	0.11%
48.	Mississippi	117	0.11%
49.	Idaho	110	0.11%
50.	Kansas	97	0.09%
51.	Rhode Island	93	0.09%
52.	Alaska	86	0.08%
53.	South Dakota	82	0.08%
54.	Wyoming	80	0.08%
55.	North Dakota	72	0.07%
56.	Delaware	70	0.07%
57.	Manitoba	31	0.03%
58.	Saskatchewan	24	0.02%
59.	New Brunswick	17	0.02%

	States and Provinces	Visits	% Visits
60.	Newfoundland	8	0.01%
61.	Yukon	4	0.00%
62.	Prince Edward Island	3	0.00%
63.	NU	1	0.00%
	<b>Total</b>	<b>104,350</b>	<b>100.00%</b>

items 1-63 of 63

### North American States and Provinces - Help Card



#### Column Definitions

##### States and Provinces

If the WebTrends GeoTrends Database is turned on for this profile, the location is determined by looking up the visitor's IP address in this database.

##### Visits

Number of visits from this state or province. A visit is a series of actions that begins when a visitor views their first page from the server, and ends when the visitor leaves the site or remains idle beyond the idle-time limit. The default idle-time limit is thirty minutes. This time limit can be changed by the system administrator.

##### %

Percentage of total visits from this state or province.



#### Report Descriptions

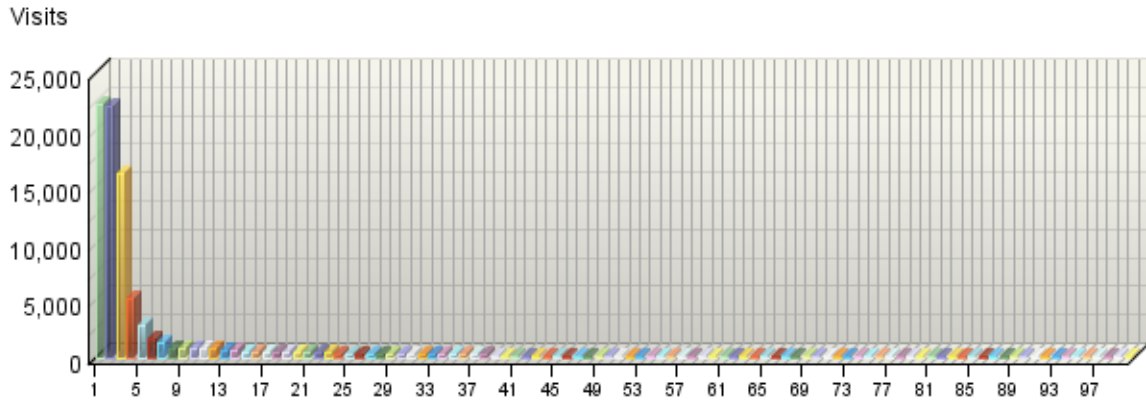
This information can help you meet the needs of your target audience as well as discover new audiences. Consider how you can make the content comprehensive and relevant to an international audience.

**Note:** Use this information carefully, because it is based on Internet registration and may not always be an accurate identifier of the visitor's actual location.

# Cities

If you have enabled the WebTrends GeoTrends Database for this profile, this page will list the cities with your most active visitors.

## Cities



## Cities

	City	Visits	% Visits
1.	Sunnyvale, California, United States	22,361	18.70%
2.	Santa Clara, California, United States	22,062	18.45%
3.	Chantilly, Virginia, United States	16,280	13.62%
4.	Mountain View, California, United States	5,291	4.43%
5.	Durham, North Carolina, United States	2,942	2.46%
6.	Washington, D.C., United States	1,646	1.38%
7.	Milton, Australia	1,338	1.12%
8.	Boston, Massachusetts, United States	892	0.75%
9.	Redmond, Washington, United States	799	0.67%
10.	London, United Kingdom	777	0.65%
11.	New York, New York, United States	777	0.65%
12.	Atlanta, Georgia, United States	767	0.64%
13.	Chicago, Illinois, United States	691	0.58%
14.	Houston, Texas, United States	607	0.51%
15.	Seattle, Washington, United States	586	0.49%
16.	Reston, Virginia, United States	585	0.49%
17.	Denver, Colorado, United States	574	0.48%
18.	San Jose, California, United States	558	0.47%

	<b>City</b>	<b>Visits</b>	<b>% Visits</b>
19.	Los Angeles, California, United States	547	0.46%
20.	San Francisco, California, United States	543	0.45%
21.	Seoul, Korea (South)	497	0.42%
22.	Dallas, Texas, United States	479	0.40%
23.	Beijing, China	454	0.38%
24.	Baltimore, Maryland, United States	415	0.35%
25.	Fremont, California, United States	415	0.35%
26.	Mumbai, India	402	0.34%
27.	Raleigh, North Carolina, United States	373	0.31%
28.	San Diego, California, United States	369	0.31%
29.	Philadelphia, Pennsylvania, United States	362	0.30%
30.	New Delhi, India	354	0.30%
31.	Cambridge, Massachusetts, United States	312	0.26%
32.	Tokyo, Japan	299	0.25%
33.	Minneapolis, Minnesota, United States	283	0.24%
34.	Toronto, Canada	280	0.23%
35.	Miami, Florida, United States	278	0.23%
36.	Vancouver, Canada	267	0.22%
37.	Phoenix, Arizona, United States	267	0.22%
38.	Austin, Texas, United States	266	0.22%
39.	Orlando, Florida, United States	253	0.21%
40.	San Dimas, California, United States	251	0.21%
41.	Portland, Oregon, United States	247	0.21%
42.	Detroit, Michigan, United States	244	0.20%
43.	Madrid, Spain	236	0.20%
44.	Kuala Lumpur, Malaysia	228	0.19%
45.	Mount Laurel, New Jersey, United States	227	0.19%
46.	Madison, Wisconsin, United States	222	0.19%
47.	Amsterdam, Netherlands	217	0.18%
48.	Ann Arbor, Michigan, United States	211	0.18%
49.	Columbus, Ohio, United States	211	0.18%
50.	Pittsburgh, Pennsylvania, United States	208	0.17%
51.	Saint Louis, Missouri, United States	204	0.17%
52.	Cleveland, Ohio, United States	200	0.17%
53.	Arlington, Virginia, United States	200	0.17%
54.	Zurich, Switzerland	199	0.17%
55.	T'ai-pei, Taiwan	198	0.17%
56.	Salt Lake City, Utah, United States	192	0.16%
57.	Paris, France	186	0.16%
58.	Bangkok, Thailand	186	0.16%
59.	Singapore, Singapore	186	0.16%

	<b>City</b>	<b>Visits</b>	<b>% Visits</b>
60.	Bhawan, India	180	0.15%
61.	Irvine, California, United States	176	0.15%
62.	Cairo, Egypt	174	0.15%
63.	Albany, New York, United States	174	0.15%
64.	Riverside, California, United States	173	0.14%
65.	Cincinnati, Ohio, United States	172	0.14%
66.	Fort Collins, Colorado, United States	167	0.14%
67.	Rochester, New York, United States	167	0.14%
68.	Syracuse, New York, United States	165	0.14%
69.	Tampa, Florida, United States	161	0.13%
70.	Newark, New Jersey, United States	160	0.13%
71.	Charlottesville, Virginia, United States	158	0.13%
72.	Delhi, India	152	0.13%
73.	Tehran, Iran	150	0.13%
74.	Kansas City, Missouri, United States	148	0.12%
75.	Gainesville, Florida, United States	147	0.12%
76.	Ithaca, New York, United States	141	0.12%
77.	Lincoln, Nebraska, United States	140	0.12%
78.	Manila, Philippines	139	0.12%
79.	Herndon, Virginia, United States	138	0.12%
80.	Knoxville, Tennessee, United States	137	0.11%
81.	Manchester, United Kingdom	136	0.11%
82.	Columbia, South Carolina, United States	136	0.11%
83.	Milano, Italy	135	0.11%
84.	East Lansing, Michigan, United States	133	0.11%
85.	Plano, Texas, United States	133	0.11%
86.	Charlotte, North Carolina, United States	132	0.11%
87.	Halifax, Canada	131	0.11%
88.	Oklahoma City, Oklahoma, United States	129	0.11%
89.	Tucson, Arizona, United States	128	0.11%
90.	Wellesley Hills, Massachusetts, United States	128	0.11%
91.	Pleasanton, California, United States	127	0.11%
92.	College Station, Texas, United States	126	0.11%
93.	Indianapolis, Indiana, United States	124	0.10%
94.	Boras, Sweden	123	0.10%
95.	Albuquerque, New Mexico, United States	122	0.10%
96.	Chapel Hill, North Carolina, United States	116	0.10%
97.	Oslo, Norway	114	0.10%
98.	Dubai, United Arab Emirates	112	0.09%
99.	Sydney, Australia	110	0.09%
100.	Dayton, Ohio, United States	110	0.09%

	<b>City</b>	<b>Visits</b>	<b>% Visits</b>
101.	Southfield, Michigan, United States	107	0.09%
102.	West Lafayette, Indiana, United States	106	0.09%
103.	San Antonio, Texas, United States	106	0.09%
104.	Hicksville, New York, United States	105	0.09%
105.	Montreal, Canada	103	0.09%
106.	Sacramento, California, United States	103	0.09%
107.	Buffalo, New York, United States	102	0.09%
108.	Richland, Washington, United States	99	0.08%
109.	New Orleans, Louisiana, United States	99	0.08%
110.	Ottawa, Canada	97	0.08%
111.	Omaha, Nebraska, United States	95	0.08%
112.	Ames, Iowa, United States	95	0.08%
113.	Boulder, Colorado, United States	94	0.08%
114.	Davis, California, United States	93	0.08%
115.	Orono, Maine, United States	92	0.08%
116.	Ankara, Turkey	92	0.08%
117.	Rockville, Maryland, United States	91	0.08%
118.	Tel Aviv, Israel	91	0.08%
119.	Dublin, Ireland	90	0.08%
120.	Milwaukee, Wisconsin, United States	87	0.07%
121.	Urbana, Illinois, United States	85	0.07%
122.	Corvallis, Oregon, United States	85	0.07%
123.	Berkeley, California, United States	85	0.07%
124.	Los Gatos, California, United States	85	0.07%
125.	Brussels, Belgium	84	0.07%
126.	Istanbul, Turkey	84	0.07%
127.	Stanford, California, United States	83	0.07%
128.	Baton Rouge, Louisiana, United States	83	0.07%
129.	Van Nuys, California, United States	83	0.07%
130.	Mc Lean, Virginia, United States	82	0.07%
131.	Las Vegas, Nevada, United States	82	0.07%
132.	Sao Paulo, Brazil	82	0.07%
133.	Riyadh, Saudi Arabia	81	0.07%
134.	Blacksburg, Virginia, United States	79	0.07%
135.	Hong Kong, Hong Kong	78	0.07%
136.	Saint Petersburg, Russian Federation	78	0.07%
137.	Providence, Rhode Island, United States	78	0.07%
138.	Honolulu, Hawaii, United States	76	0.06%
139.	Calgary, Canada	76	0.06%
140.	Richardson, Texas, United States	75	0.06%
141.	Little Rock, Arkansas, United States	75	0.06%




	<b>City</b>	<b>Visits</b>	<b>% Visits</b>
142.	Jakarta, Indonesia	74	0.06%
143.	Cape Town, South Africa	74	0.06%
144.	Birmingham, Alabama, United States	73	0.06%
145.	Meriden, Connecticut, United States	73	0.06%
146.	Montevideo, Uruguay	72	0.06%
147.	Warsaw, Poland	72	0.06%
148.	Stockholm, Sweden	71	0.06%
149.	New Haven, Connecticut, United States	71	0.06%
150.	Ashburn, Virginia, United States	69	0.06%
151.	Chennai, India	68	0.06%
152.	Hanoi, Viet Nam	68	0.06%
153.	Athens, Greece	67	0.06%
154.	Tempe, Arizona, United States	67	0.06%
155.	Stillwater, Oklahoma, United States	66	0.06%
156.	El Paso, Texas, United States	65	0.05%
157.	San Juan, Puerto Rico	65	0.05%
158.	Edmonton, Canada	65	0.05%
159.	Huntsville, Alabama, United States	65	0.05%
160.	University Park, Pennsylvania, United States	65	0.05%
161.	New Brunswick, New Jersey, United States	64	0.05%
162.	Reno, Nevada, United States	64	0.05%
163.	Mexico City, Mexico	64	0.05%
164.	Yokohama, Japan	64	0.05%
165.	Nashville, Tennessee, United States	62	0.05%
166.	Des Plaines, Illinois, United States	62	0.05%
167.	Vienna, Austria	62	0.05%
168.	Anaheim, California, United States	62	0.05%
169.	Elmhurst, Illinois, United States	61	0.05%
170.	College Park, Maryland, United States	61	0.05%
171.	Auckland, New Zealand (Aotearoa)	60	0.05%
172.	Bucharest, Romania	60	0.05%
173.	Oak Ridge, Tennessee, United States	59	0.05%
174.	Hampton, Virginia, United States	59	0.05%
175.	Saint Paul, Minnesota, United States	59	0.05%
176.	Bozeman, Montana, United States	58	0.05%
177.	Abidjan, Cote D'Ivoire (Ivory Coast)	58	0.05%
178.	Rancho Cordova, California, United States	57	0.05%
179.	Amherst, Massachusetts, United States	57	0.05%
180.	Kelowna, Canada	57	0.05%
181.	Carbondale, Illinois, United States	56	0.05%
182.	Bethesda, Maryland, United States	56	0.05%

	<b>City</b>	<b>Visits</b>	<b>% Visits</b>
183.	Melbourne, Australia	55	0.05%
184.	Palo Alto, California, United States	54	0.05%
185.	Port Louis, Mauritius	54	0.05%
186.	Athens, Georgia, United States	53	0.04%
187.	Lisbon, Portugal	53	0.04%
188.	Islamabad, Pakistan	52	0.04%
189.	Burlington, Vermont, United States	52	0.04%
190.	Hyattsville, Maryland, United States	52	0.04%
191.	Coudersport, Pennsylvania, United States	50	0.04%
192.	Edison, New Jersey, United States	50	0.04%
193.	Iowa City, Iowa, United States	50	0.04%
194.	Oakland, California, United States	49	0.04%
195.	Eugene, Oregon, United States	49	0.04%
196.	Tallahassee, Florida, United States	48	0.04%
197.	Moscow, Russian Federation	46	0.04%
198.	Appleton, Wisconsin, United States	46	0.04%
199.	Columbia, Missouri, United States	46	0.04%
200.	Quezon City, Philippines	45	0.04%
	<b>Other</b>	<b>15,062</b>	<b>12.60%</b>
	<b>Total</b>	<b>119,569</b>	<b>100.00%</b>

items 1-200 of 200

**Cities - Help Card**

 **Column Definitions**

**City**

If the WebTrends GeoTrends Database is turned on for this profile, the location is determined by looking up the visitor's IP address in this database.

**Visits**

Number of visits from this city. A visit is a series of actions that begins when a visitor views their first page from the server, and ends when the visitor leaves the site or remains idle beyond the idle-time limit. The default idle-time limit is thirty minutes. This time limit can be changed by the system administrator.

**%**

Percentage of total visits from this city.

---



### **Report Descriptions**

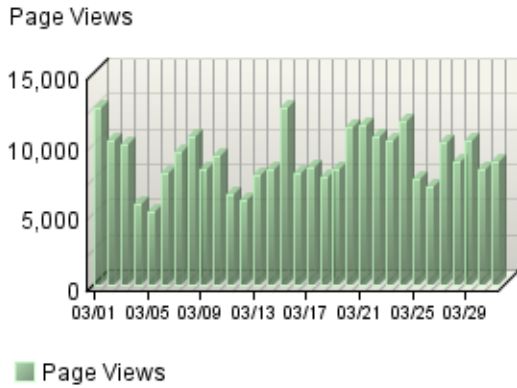
This information can help you meet the needs of your target audience as well as discover new audiences. Consider how you can make the content comprehensive and relevant to an international audience.

**Note:** Use this information carefully because it is based on Internet registration, and may not always be an accurate identifier of the visitor's actual location.

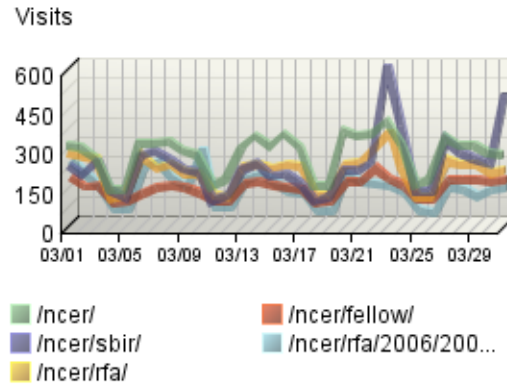
# Pages Dashboard

This displays key graphs and tables that provide an overview of the Pages chapter. When viewing through the on-demand interface, you can click on the title of a graph or table to navigate to the corresponding page.

**Page Views Trend**



**Pages Trend**



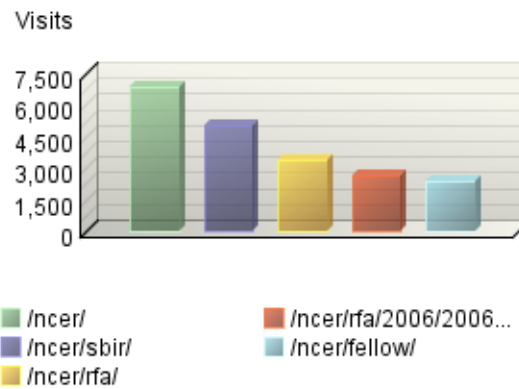
**Content Groups**

No data is available for this graph.

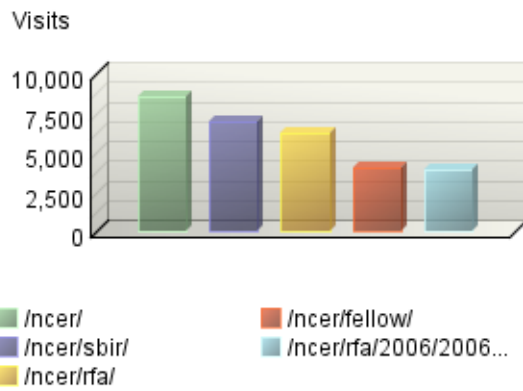
**Page View Summary**

Page Views	277,221
Average per Day	8,942
Average Page Views per Visit	2.29

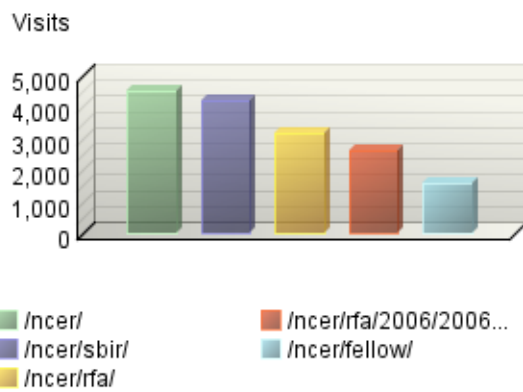
**Entry Pages**



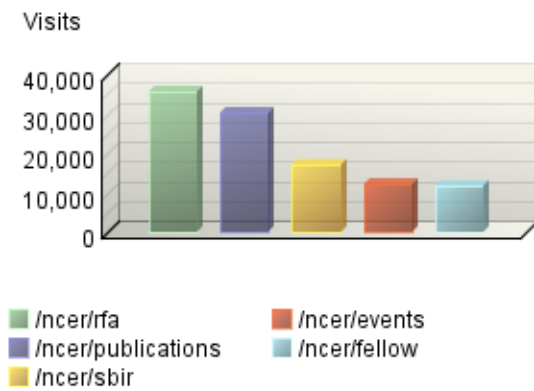
### Pages



### Exit Pages



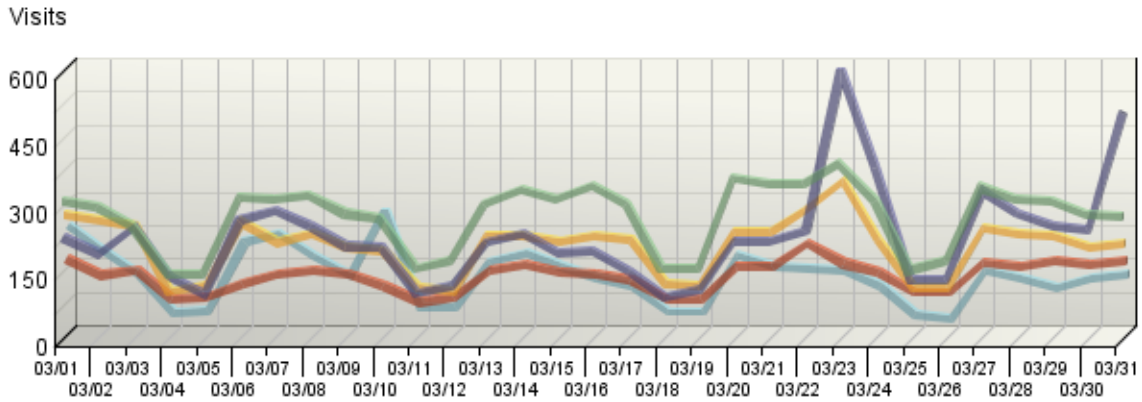
### Directories



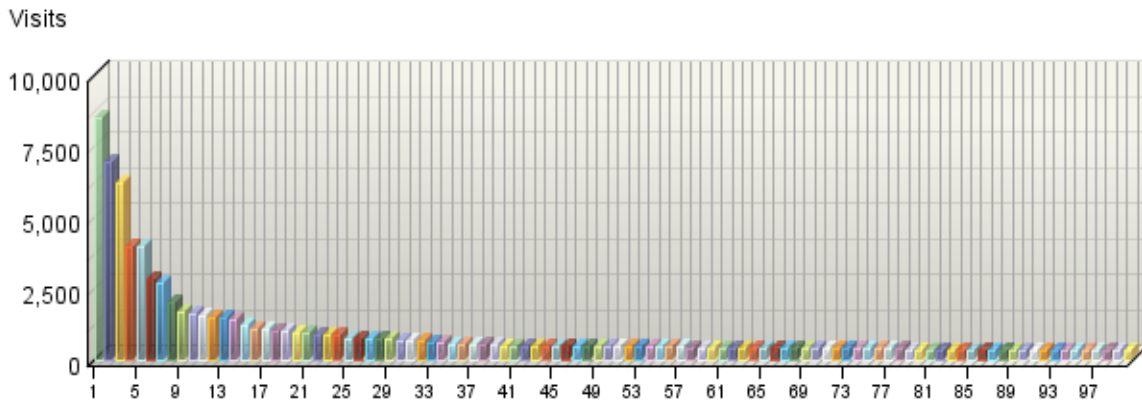
# Pages

This identifies the most popular web pages on your site and shows you the number of visits for each, and displays the average length of time the page was viewed.

**Pages Trend**



**Pages**



**Pages**

	Pages	Visits	Views	Average Time Viewed
■ 1.	<a href="http://es.epa.gov/ncer/">http://es.epa.gov/ncer/</a>	8,502	13,985	00:01:43
■ 2.	<a href="http://es.epa.gov/ncer/sbir/">http://es.epa.gov/ncer/sbir/</a>	6,943	11,169	00:01:44
■ 3.	<a href="http://es.epa.gov/ncer/rfa/">http://es.epa.gov/ncer/rfa/</a>	6,206	8,204	00:01:59
■ 4.	<a href="http://es.epa.gov/ncer/fellow/">http://es.epa.gov/ncer/fellow/</a>	4,003	5,339	00:01:28

	Pages	Visits	Views	Average Time Viewed
5.	<a href="http://es.epa.gov/ncer/rfa/2006/2006_star_cns.html">http://es.epa.gov/ncer/rfa/2006/2006_star_cns.html</a>	3,954	4,311	00:03:33
6.	<a href="http://es.epa.gov/ncer/grants/">http://es.epa.gov/ncer/grants/</a>	2,826	3,576	00:01:37
7.	<a href="http://es.epa.gov/ncer/p3/">http://es.epa.gov/ncer/p3/</a>	2,688	4,392	00:01:29
8.	<a href="http://es.epa.gov/ncer/rfa/2006/2006_star_fellow.html">http://es.epa.gov/ncer/rfa/2006/2006_star_fellow.html</a>	2,053	2,160	00:02:44
9.	<a href="http://es.epa.gov/ncer/events/">http://es.epa.gov/ncer/events/</a>	1,696	2,958	00:02:24
10.	<a href="http://es.epa.gov/ncer/cns/">http://es.epa.gov/ncer/cns/</a>	1,606	2,814	00:01:35
11.	<a href="http://es.epa.gov/ncer/rfa/2006/2006_star_gc_aq.html">http://es.epa.gov/ncer/rfa/2006/2006_star_gc_aq.html</a>	1,585	1,697	00:03:39
12.	<a href="http://es.epa.gov/ncer/nano/">http://es.epa.gov/ncer/nano/</a>	1,520	2,456	00:01:12
13.	<a href="http://es.epa.gov/ncer/rfa/2006/2006_sbir_phase1.html">http://es.epa.gov/ncer/rfa/2006/2006_sbir_phase1.html</a>	1,473	1,646	00:05:32
14.	<a href="http://es.epa.gov/ncer/rfa/forms/">http://es.epa.gov/ncer/rfa/forms/</a>	1,430	2,391	00:01:39
15.	<a href="http://es.epa.gov/ncer/rfa/2005/2005_sbir_phase1.html">http://es.epa.gov/ncer/rfa/2005/2005_sbir_phase1.html</a>	1,229	1,317	00:02:22
16.	<a href="http://es.epa.gov/ncer/rfa/2005/2005_star_nano.html">http://es.epa.gov/ncer/rfa/2005/2005_star_nano.html</a>	1,098	1,204	00:04:04
17.	<a href="http://es.epa.gov/ncer/guidance/">http://es.epa.gov/ncer/guidance/</a>	1,097	1,737	00:01:24
18.	<a href="http://es.epa.gov/ncer/other/">http://es.epa.gov/ncer/other/</a>	1,018	1,298	00:01:02
19.	<a href="http://es.epa.gov/ncer/rfa/2006/2006_star_methodological.html">http://es.epa.gov/ncer/rfa/2006/2006_star_methodological.html</a>	1,011	1,076	00:02:33
20.	<a href="http://es.epa.gov/ncer/results/">http://es.epa.gov/ncer/results/</a>	923	1,305	00:00:46
21.	<a href="http://es.epa.gov/ncer/rfa/2006/2006_p3.html">http://es.epa.gov/ncer/rfa/2006/2006_p3.html</a>	918	995	00:01:46
22.	<a href="http://es.epa.gov/ncer/publications/">http://es.epa.gov/ncer/publications/</a>	903	1,294	00:00:59
23.	<a href="http://es.epa.gov/ncer/science/">http://es.epa.gov/ncer/science/</a>	900	1,279	00:00:49
24.	<a href="http://es.epa.gov/ncer/about/">http://es.epa.gov/ncer/about/</a>	869	1,023	00:01:14
25.	<a href="http://es.epa.gov/ncer/rfa/2005/2005_star_biotech.html">http://es.epa.gov/ncer/rfa/2005/2005_star_biotech.html</a>	771	813	00:02:30
26.	<a href="http://es.epa.gov/ncer/rfa/2006/2006_gro_fellow.html">http://es.epa.gov/ncer/rfa/2006/2006_gro_fellow.html</a>	766	805	00:02:05
27.	<a href="http://es.epa.gov/ncer/rfa/archive/sbir/">http://es.epa.gov/ncer/rfa/archive/sbir/</a>	727	794	00:01:05
28.	<a href="http://es.epa.gov/ncer/fellow/recipients/star_fellow05.html">http://es.epa.gov/ncer/fellow/recipients/star_fellow05.html</a>	723	781	00:02:14
29.	<a href="http://es.epa.gov/ncer/centers/">http://es.epa.gov/ncer/centers/</a>	710	897	00:01:39
30.	<a href="http://es.epa.gov/ncer/rfa/2006/2006_gro_undergrad_fellow.html">http://es.epa.gov/ncer/rfa/2006/2006_gro_undergrad_fellow.html</a>	691	730	00:02:35
31.	<a href="http://es.epa.gov/ncer/rfa/archive/grants/">http://es.epa.gov/ncer/rfa/archive/grants/</a>	669	829	00:00:45
32.	<a href="http://es.epa.gov/ncer/guidance/faqs/faq_gro_grad.html">http://es.epa.gov/ncer/guidance/faqs/faq_gro_grad.html</a>	659	699	00:01:42
33.	<a href="http://es.epa.gov/ncer/rfa/postdoc.html">http://es.epa.gov/ncer/rfa/postdoc.html</a>	604	650	00:02:22
34.	<a href="http://es.epa.gov/ncer/p3/project_websites/2005/2005_phase_1_project_websites.html">http://es.epa.gov/ncer/p3/project_websites/2005/2005_phase_1_project_websites.html</a>	583	622	00:01:10

	Pages	Visits	Views	Average Time Viewed
35.	<a href="http://es.epa.gov/ncer/p3/fact_sheet.html">http://es.epa.gov/ncer/p3/fact_sheet.html</a>	563	614	00:01:17
36.	<a href="http://es.epa.gov/ncer/guidance/faqs.html">http://es.epa.gov/ncer/guidance/faqs.html</a>	549	606	00:01:05
37.	<a href="http://es.epa.gov/ncer/grants/recipients_index.html">http://es.epa.gov/ncer/grants/recipients_index.html</a>	535	571	00:02:04
38.	<a href="http://es.epa.gov/ncer/events/news/">http://es.epa.gov/ncer/events/news/</a>	529	713	00:01:04
39.	<a href="http://es.epa.gov/ncer/p3/expo/">http://es.epa.gov/ncer/p3/expo/</a>	518	576	00:00:57
40.	<a href="http://es.epa.gov/ncer/publications/topical/drinking.html">http://es.epa.gov/ncer/publications/topical/drinking.html</a>	505	524	00:01:20
41.	<a href="http://es.epa.gov/ncer/publications/starreport/">http://es.epa.gov/ncer/publications/starreport/</a>	504	826	00:01:04
42.	<a href="http://es.epa.gov/ncer/nano/factsheet/">http://es.epa.gov/ncer/nano/factsheet/</a>	498	748	00:01:29
43.	<a href="http://es.epa.gov/ncer/rfa/2004/2005_star_grad_fellow.html">http://es.epa.gov/ncer/rfa/2004/2005_star_grad_fellow.html</a>	497	526	00:02:10
44.	<a href="http://es.epa.gov/ncer/nano2005/">http://es.epa.gov/ncer/nano2005/</a>	497	1,038	00:01:15
45.	<a href="http://es.epa.gov/ncer/rfa/2004/2004_manufactured_nano.html">http://es.epa.gov/ncer/rfa/2004/2004_manufactured_nano.html</a>	481	499	00:03:23
46.	<a href="http://es.epa.gov/ncer/p3/current/">http://es.epa.gov/ncer/p3/current/</a>	480	523	00:00:38
47.	<a href="http://es.epa.gov/ncer/rfa/2004/2005_gro_grad_fellow.html">http://es.epa.gov/ncer/rfa/2004/2005_gro_grad_fellow.html</a>	478	503	00:01:47
48.	<a href="http://es.epa.gov/ncer/science/pm/">http://es.epa.gov/ncer/science/pm/</a>	466	612	00:01:36
49.	<a href="http://es.epa.gov/ncer/rfa/2006/2006_gro_sollicitation.html">http://es.epa.gov/ncer/rfa/2006/2006_gro_sollicitation.html</a>	466	498	00:01:42
50.	<a href="http://es.epa.gov/ncer/sbir/workshops.html">http://es.epa.gov/ncer/sbir/workshops.html</a>	459	508	00:01:05
51.	<a href="http://es.epa.gov/ncer/guidance/star_images.html">http://es.epa.gov/ncer/guidance/star_images.html</a>	458	522	00:01:54
52.	<a href="http://es.epa.gov/ncer/science/economics/">http://es.epa.gov/ncer/science/economics/</a>	454	544	00:01:37
53.	<a href="http://es.epa.gov/ncer/nano/lectures/">http://es.epa.gov/ncer/nano/lectures/</a>	446	713	00:01:11
54.	<a href="http://es.epa.gov/ncer/rfa/2004/2005_gro_undergrad_fellow.html">http://es.epa.gov/ncer/rfa/2004/2005_gro_undergrad_fellow.html</a>	444	472	00:02:04
55.	<a href="http://es.epa.gov/ncer/publications/topical/">http://es.epa.gov/ncer/publications/topical/</a>	443	596	00:00:51
56.	<a href="http://es.epa.gov/ncer/publications/topical/mercury.html">http://es.epa.gov/ncer/publications/topical/mercury.html</a>	443	471	00:01:45
57.	<a href="http://es.epa.gov/ncer/nano/questions/">http://es.epa.gov/ncer/nano/questions/</a>	440	514	00:01:23
58.	<a href="http://es.epa.gov/ncer/nano/research/">http://es.epa.gov/ncer/nano/research/</a>	437	715	00:00:43
59.	<a href="http://es.epa.gov/ncer/rfa/archive/">http://es.epa.gov/ncer/rfa/archive/</a>	436	553	00:01:35
60.	<a href="http://es.epa.gov/ncer/p3/press/news_article_102705.html">http://es.epa.gov/ncer/p3/press/news_article_102705.html</a>	434	463	00:01:00
61.	<a href="http://es.epa.gov/ncer/about/quickguide.html">http://es.epa.gov/ncer/about/quickguide.html</a>	433	459	00:01:18
62.	<a href="http://es.epa.gov/ncer/events/news/2005/03_08_05_feature.html">http://es.epa.gov/ncer/events/news/2005/03_08_05_feature.html</a>	433	453	00:01:52
63.	<a href="http://es.epa.gov/ncer/staa/">http://es.epa.gov/ncer/staa/</a>	431	478	00:01:02
64.	<a href="http://es.epa.gov/ncer/events/news/2005/04_13_05_feature.html">http://es.epa.gov/ncer/events/news/2005/04_13_05_feature.html</a>	428	453	00:01:45



	Pages	Visits	Views	Average Time Viewed
65.	<a href="http://es.epa.gov/ncer/rfa/2005/2005_ecohab.html">http://es.epa.gov/ncer/rfa/2005/2005_ecohab.html</a>	421	446	00:02:02
66.	<a href="http://es.epa.gov/ncer/sbir/success/">http://es.epa.gov/ncer/sbir/success/</a>	415	499	00:01:57
67.	<a href="http://es.epa.gov/ncer/p3/success/">http://es.epa.gov/ncer/p3/success/</a>	412	457	00:01:16
68.	<a href="http://es.epa.gov/ncer/nano/publications/">http://es.epa.gov/ncer/nano/publications/</a>	411	695	00:00:44
69.	<a href="http://es.epa.gov/ncer/guidance/star_faq.html">http://es.epa.gov/ncer/guidance/star_faq.html</a>	410	442	00:01:40
70.	<a href="http://es.epa.gov/ncer/cns/pilots.html">http://es.epa.gov/ncer/cns/pilots.html</a>	397	419	00:01:33
71.	<a href="http://es.epa.gov/ncer/p3/become_exhibitor.html">http://es.epa.gov/ncer/p3/become_exhibitor.html</a>	394	487	00:00:56
72.	<a href="http://es.epa.gov/ncer/p3/project_websites/2004_phase_2_project_websites.html">http://es.epa.gov/ncer/p3/project_websites/2004_phase_2_project_websites.html</a>	391	446	00:01:21
73.	<a href="http://es.epa.gov/ncer/events/news/2005/11_17_05_feature.html">http://es.epa.gov/ncer/events/news/2005/11_17_05_feature.html</a>	391	424	00:01:13
74.	<a href="http://es.epa.gov/ncer/p3/past/">http://es.epa.gov/ncer/p3/past/</a>	383	436	00:00:33
75.	<a href="http://es.epa.gov/ncer/publications/workshop/">http://es.epa.gov/ncer/publications/workshop/</a>	381	738	00:01:01
76.	<a href="http://es.epa.gov/ncer/rfa/current/2003_mai_grad.html">http://es.epa.gov/ncer/rfa/current/2003_mai_grad.html</a>	381	410	00:02:43
77.	<a href="http://es.epa.gov/ncer/p3/partners/">http://es.epa.gov/ncer/p3/partners/</a>	374	462	00:01:44
78.	<a href="http://es.epa.gov/ncer/fellow/recipients/gro_fellow05.html">http://es.epa.gov/ncer/fellow/recipients/gro_fellow05.html</a>	372	414	00:02:40
79.	<a href="http://es.epa.gov/ncer/fellow/fellow_2005.html">http://es.epa.gov/ncer/fellow/fellow_2005.html</a>	371	401	00:01:45
80.	<a href="http://es.epa.gov/ncer/rfa/archive/sbir/phase1.html">http://es.epa.gov/ncer/rfa/archive/sbir/phase1.html</a>	370	386	00:01:56
81.	<a href="http://es.epa.gov/ncer/nano/newsroom/">http://es.epa.gov/ncer/nano/newsroom/</a>	369	607	00:00:50
82.	<a href="http://es.epa.gov/ncer/events/news/2003/01_15_03a.html">http://es.epa.gov/ncer/events/news/2003/01_15_03a.html</a>	361	414	00:03:17
83.	<a href="http://es.epa.gov/ncer/p3/info/team.html">http://es.epa.gov/ncer/p3/info/team.html</a>	358	390	00:00:34
84.	<a href="http://es.epa.gov/ncer/p3/project_websites/2004_project_websites.html">http://es.epa.gov/ncer/p3/project_websites/2004_project_websites.html</a>	357	459	00:01:11
85.	<a href="http://es.epa.gov/ncer/p3/info/media.html">http://es.epa.gov/ncer/p3/info/media.html</a>	356	385	00:00:49
86.	<a href="http://es.epa.gov/ncer/p3/apply/">http://es.epa.gov/ncer/p3/apply/</a>	348	391	00:00:31
87.	<a href="http://es.epa.gov/ncer/cns/programs.html">http://es.epa.gov/ncer/cns/programs.html</a>	346	369	00:01:34
88.	<a href="http://es.epa.gov/ncer/rfa/archive/fellow/">http://es.epa.gov/ncer/rfa/archive/fellow/</a>	338	387	00:00:32
89.	<a href="http://es.epa.gov/ncer/cns/solicit.html">http://es.epa.gov/ncer/cns/solicit.html</a>	337	353	00:01:37
90.	<a href="http://es.epa.gov/ncer/fellow/recipients/star_fellow04.html">http://es.epa.gov/ncer/fellow/recipients/star_fellow04.html</a>	333	358	00:01:20
91.	<a href="http://es.epa.gov/ncer/rfa/current/2003_nano.html">http://es.epa.gov/ncer/rfa/current/2003_nano.html</a>	333	357	00:02:41
92.	<a href="http://es.epa.gov/ncer/rfa/2005/2005_nonlinear_responses.html">http://es.epa.gov/ncer/rfa/2005/2005_nonlinear_responses.html</a>	333	352	00:01:54
93.	<a href="http://es.epa.gov/ncer/rfa/2004/2004_pm_research.html">http://es.epa.gov/ncer/rfa/2004/2004_pm_research.html</a>	332	426	00:01:56
94.	<a href="http://es.epa.gov/ncer/science/globalclimate/">http://es.epa.gov/ncer/science/globalclimate/</a>	329	355	00:01:23

	Pages	Visits	Views	Average Time Viewed
95.	<a href="http://es.epa.gov/ncer/nano/solicitation/">http://es.epa.gov/ncer/nano/solicitation/</a>	329	573	00:00:45
96.	<a href="http://es.epa.gov/ncer/nano/relevant_meetings/">http://es.epa.gov/ncer/nano/relevant_meetings/</a>	325	567	00:02:45
97.	<a href="http://es.epa.gov/ncer/p3/designs_sustain_rfp_2005.html">http://es.epa.gov/ncer/p3/designs_sustain_rfp_2005.html</a>	320	355	00:01:00
98.	<a href="http://es.epa.gov/ncer/P3/forms/">http://es.epa.gov/ncer/P3/forms/</a>	319	608	00:01:12
99.	<a href="http://es.epa.gov/ncer/events/news/2005/06_29_05.html">http://es.epa.gov/ncer/events/news/2005/06_29_05.html</a>	318	363	00:02:24
100.	<a href="http://es.epa.gov/ncer/rfa/2005/2005_vep.html">http://es.epa.gov/ncer/rfa/2005/2005_vep.html</a>	316	334	00:01:52
101.	<a href="http://es.epa.gov/ncer/p3/info/faculty.html">http://es.epa.gov/ncer/p3/info/faculty.html</a>	316	345	00:00:35
102.	<a href="http://es.epa.gov/ncer/p3/info/partners.html">http://es.epa.gov/ncer/p3/info/partners.html</a>	313	334	00:00:37
103.	<a href="http://es.epa.gov/ncer/fellow/abstracts/">http://es.epa.gov/ncer/fellow/abstracts/</a>	309	374	00:00:34
104.	<a href="http://es.epa.gov/ncer/publications/archive/">http://es.epa.gov/ncer/publications/archive/</a>	309	367	00:00:42
105.	<a href="http://es.epa.gov/ncer/rfa/current/2004_grad_fellow.html">http://es.epa.gov/ncer/rfa/current/2004_grad_fellow.html</a>	307	319	00:02:16
106.	<a href="http://es.epa.gov/ncer/fellow/recipient/gro_undergrad_fellow05.html">http://es.epa.gov/ncer/fellow/recipient/gro_undergrad_fellow05.html</a>	306	338	00:02:30
107.	<a href="http://es.epa.gov/ncer/p3/info/cosponsors.html">http://es.epa.gov/ncer/p3/info/cosponsors.html</a>	305	337	00:00:42
108.	<a href="http://es.epa.gov/ncer/p3/other/">http://es.epa.gov/ncer/p3/other/</a>	304	346	00:01:39
109.	<a href="http://es.epa.gov/ncer/p3/event_2005/2005_event_photos.html">http://es.epa.gov/ncer/p3/event_2005/2005_event_photos.html</a>	304	324	00:01:08
110.	<a href="http://es.epa.gov/ncer/events/news/2005/12_05_05.html">http://es.epa.gov/ncer/events/news/2005/12_05_05.html</a>	303	329	00:01:17
111.	<a href="http://es.epa.gov/ncer/rfa/2005/2005_tropospheric_air_pollution.html">http://es.epa.gov/ncer/rfa/2005/2005_tropospheric_air_pollution.html</a>	302	320	00:01:46
112.	<a href="http://es.epa.gov/ncer/guidance/qa.html">http://es.epa.gov/ncer/guidance/qa.html</a>	300	319	00:00:49
113.	<a href="http://es.epa.gov/ncer/P3/designs_sustain_rfp.html">http://es.epa.gov/ncer/P3/designs_sustain_rfp.html</a>	299	347	00:02:42
114.	<a href="http://es.epa.gov/ncer/rfa/2004/2004_sbirl_phase1.html">http://es.epa.gov/ncer/rfa/2004/2004_sbirl_phase1.html</a>	299	311	00:02:44
115.	<a href="http://es.epa.gov/ncer/fellow/recipient/star_fellow03.html">http://es.epa.gov/ncer/fellow/recipient/star_fellow03.html</a>	298	321	00:01:11
116.	<a href="http://es.epa.gov/ncer/events/news/2005/10_25_05_feature.html">http://es.epa.gov/ncer/events/news/2005/10_25_05_feature.html</a>	298	323	00:01:17
117.	<a href="http://es.epa.gov/ncer/events/news/2006/02_03_06_feature.html">http://es.epa.gov/ncer/events/news/2006/02_03_06_feature.html</a>	295	319	00:01:11
118.	<a href="http://es.epa.gov/ncer/events/news/2003/nas_special.html">http://es.epa.gov/ncer/events/news/2003/nas_special.html</a>	293	318	00:01:09
119.	<a href="http://es.epa.gov/ncer/p3/info/">http://es.epa.gov/ncer/p3/info/</a>	293	324	00:00:46
120.	<a href="http://es.epa.gov/ncer/rfa/2005/2005_decision_support_sys.html">http://es.epa.gov/ncer/rfa/2005/2005_decision_support_sys.html</a>	292	330	00:01:04
121.	<a href="http://es.epa.gov/ncer/publications/handouts/">http://es.epa.gov/ncer/publications/handouts/</a>	287	349	00:00:46
122.	<a href="http://es.epa.gov/ncer/publications/sbirl/">http://es.epa.gov/ncer/publications/sbirl/</a>	287	342	00:01:00
123.	<a href="http://es.epa.gov/ncer/p3/award_winners.html">http://es.epa.gov/ncer/p3/award_winners.html</a>	284	309	00:02:15

	<b>Pages</b>	<b>Visits</b>	<b>Views</b>	<b>Average Time Viewed</b>
124.	<a href="http://es.epa.gov/ncer/rfa/forms/electronic_filing_instr.html">http://es.epa.gov/ncer/rfa/forms/electronic_filing_instr.html</a>	282	311	00:01:03
125.	<a href="http://es.epa.gov/ncer/cns/partners.html">http://es.epa.gov/ncer/cns/partners.html</a>	279	303	00:01:15
126.	<a href="http://es.epa.gov/ncer/rfa/2004/2004_climate_change.html">http://es.epa.gov/ncer/rfa/2004/2004_climate_change.html</a>	279	285	00:01:45
127.	<a href="http://es.epa.gov/ncer/events/news/2006/01_07_06.html">http://es.epa.gov/ncer/events/news/2006/01_07_06.html</a>	279	303	00:01:42
128.	<a href="http://es.epa.gov/ncer/sbir/presentations.html">http://es.epa.gov/ncer/sbir/presentations.html</a>	277	299	00:01:12
129.	<a href="http://es.epa.gov/ncer/search_help.html">http://es.epa.gov/ncer/search_help.html</a>	274	298	00:00:54
130.	<a href="http://es.epa.gov/ncer/events/news/2006/02_03_06.html">http://es.epa.gov/ncer/events/news/2006/02_03_06.html</a>	272	304	00:00:57
131.	<a href="http://es.epa.gov/ncer/rfa/2004/2004_air_poll_em.html">http://es.epa.gov/ncer/rfa/2004/2004_air_poll_em.html</a>	271	283	00:01:04
132.	<a href="http://es.epa.gov/ncer/publications/meetings/10_18_2005/">http://es.epa.gov/ncer/publications/meetings/10_18_2005/</a>	271	291	00:01:17
133.	<a href="http://es.epa.gov/ncer/nano/links/">http://es.epa.gov/ncer/nano/links/</a>	271	297	00:01:14
134.	<a href="http://es.epa.gov/ncer/rfa/2004/2004_collab_science.html">http://es.epa.gov/ncer/rfa/2004/2004_collab_science.html</a>	270	301	00:02:12
135.	<a href="http://es.epa.gov/ncer/rfa/2004/2004_aqua_syms.html">http://es.epa.gov/ncer/rfa/2004/2004_aqua_syms.html</a>	268	281	00:01:57
136.	<a href="http://es.epa.gov/ncer/publications/topical/urban.html">http://es.epa.gov/ncer/publications/topical/urban.html</a>	267	289	00:02:28
137.	<a href="http://es.epa.gov/ncer/cns/news.html">http://es.epa.gov/ncer/cns/news.html</a>	265	283	00:00:53
138.	<a href="http://es.epa.gov/ncer/publications/meetings/">http://es.epa.gov/ncer/publications/meetings/</a>	263	495	00:00:55
139.	<a href="http://es.epa.gov/ncer/guidance/faqs/faq_gro_undergrad.html">http://es.epa.gov/ncer/guidance/faqs/faq_gro_undergrad.html</a>	262	281	00:00:50
140.	<a href="http://es.epa.gov/ncer/p3recipients/2005/">http://es.epa.gov/ncer/p3recipients/2005/</a>	257	395	00:02:49
141.	<a href="http://es.epa.gov/ncer/fellow/recipients/star_fellow01.html">http://es.epa.gov/ncer/fellow/recipients/star_fellow01.html</a>	255	283	00:01:25
142.	<a href="http://es.epa.gov/ncer/rfa/forms/downlf.html">http://es.epa.gov/ncer/rfa/forms/downlf.html</a>	250	263	00:02:03
143.	<a href="http://es.epa.gov/ncer/sbir/awards/">http://es.epa.gov/ncer/sbir/awards/</a>	249	273	00:01:03
144.	<a href="http://es.epa.gov/ncer/rfa/archive/grants/01/phytore00.html">http://es.epa.gov/ncer/rfa/archive/grants/01/phytore00.html</a>	248	259	00:03:18
145.	<a href="http://es.epa.gov/ncer/fellow/recipients/fellow99.html">http://es.epa.gov/ncer/fellow/recipients/fellow99.html</a>	246	266	00:00:51
146.	<a href="http://es.epa.gov/ncer/p3/press/agenda06.html">http://es.epa.gov/ncer/p3/press/agenda06.html</a>	246	258	00:01:38
147.	<a href="http://es.epa.gov/ncer/p3/press/">http://es.epa.gov/ncer/p3/press/</a>	245	293	00:01:14
148.	<a href="http://es.epa.gov/ncer/rfa/2005/2005_hsa_impacts_research.html">http://es.epa.gov/ncer/rfa/2005/2005_hsa_impacts_research.html</a>	243	251	00:01:20
149.	<a href="http://es.epa.gov/ncer/fellow/recipients/fellow00.html">http://es.epa.gov/ncer/fellow/recipients/fellow00.html</a>	242	277	00:01:01
150.	<a href="http://es.epa.gov/ncer/events/news/2006/02_06_feature_field.html">http://es.epa.gov/ncer/events/news/2006/02_06_feature_field.html</a>	240	265	00:01:32
151.	<a href="http://es.epa.gov/ncer/publications/topical/mining.html">http://es.epa.gov/ncer/publications/topical/mining.html</a>	238	247	00:02:55

	<b>Pages</b>	<b>Visits</b>	<b>Views</b>	<b>Average Time Viewed</b>
152.	<a href="http://es.epa.gov/ncer/rfa/archive/grants/05/">http://es.epa.gov/ncer/rfa/archive/grants/05/</a>	234	246	00:01:31
153.	<a href="http://es.epa.gov/ncer/rfa/2004/2004_glakes_foodweb.html">http://es.epa.gov/ncer/rfa/2004/2004_glakes_foodweb.html</a>	233	240	00:02:04
154.	<a href="http://es.epa.gov/ncer/fellow/recipients/fellow98.html">http://es.epa.gov/ncer/fellow/recipients/fellow98.html</a>	232	248	00:00:26
155.	<a href="http://es.epa.gov/ncer/nano/research/nano_tox.html">http://es.epa.gov/ncer/nano/research/nano_tox.html</a>	229	436	00:00:51
156.	<a href="http://es.epa.gov/ncer/fellow/recipients/96felltbl.html">http://es.epa.gov/ncer/fellow/recipients/96felltbl.html</a>	221	241	00:00:42
157.	<a href="http://es.epa.gov/ncer/fellow/posters/">http://es.epa.gov/ncer/fellow/posters/</a>	221	251	00:01:05
158.	<a href="http://es.epa.gov/ncer/fellow/gro/">http://es.epa.gov/ncer/fellow/gro/</a>	220	241	00:00:56
159.	<a href="http://es.epa.gov/ncer/centers/hsrc/89/western/projects.html">http://es.epa.gov/ncer/centers/hsrc/89/western/projects.html</a>	219	234	00:01:37
160.	<a href="http://es.epa.gov/ncer/science/drinkingwater/">http://es.epa.gov/ncer/science/drinkingwater/</a>	218	250	00:01:17
161.	<a href="http://es.epa.gov/ncer/publications/topical/pathogens.html">http://es.epa.gov/ncer/publications/topical/pathogens.html</a>	217	254	00:01:03
162.	<a href="http://es.epa.gov/ncer/fellow/recipients/gro_fellow04.html">http://es.epa.gov/ncer/fellow/recipients/gro_fellow04.html</a>	216	234	00:00:35
163.	<a href="http://es.epa.gov/ncer/publications/topical/remediation.html">http://es.epa.gov/ncer/publications/topical/remediation.html</a>	215	219	00:02:18
164.	<a href="http://es.epa.gov/ncer/rfa/current/2004_arsenic.html">http://es.epa.gov/ncer/rfa/current/2004_arsenic.html</a>	213	225	00:00:33
165.	<a href="http://es.epa.gov/ncer/publications/terms/tscs99.html">http://es.epa.gov/ncer/publications/terms/tscs99.html</a>	212	231	00:01:43
166.	<a href="http://es.epa.gov/ncer/fellow/recipients/97felltbl.html">http://es.epa.gov/ncer/fellow/recipients/97felltbl.html</a>	210	224	00:00:55
167.	<a href="http://es.epa.gov/ncer/fellow/recipients/mai_fellow02.html">http://es.epa.gov/ncer/fellow/recipients/mai_fellow02.html</a>	209	221	00:00:29
168.	<a href="http://es.epa.gov/ncer/fellow/posters/2004_star_grad_fellow_conf_posters.html">http://es.epa.gov/ncer/fellow/posters/2004_star_grad_fellow_conf_posters.html</a>	208	214	00:01:21
169.	<a href="http://es.epa.gov/ncer/events/calendar/2006/apr18/agenda.html">http://es.epa.gov/ncer/events/calendar/2006/apr18/agenda.html</a>	208	223	00:01:37
170.	<a href="http://es.epa.gov/ncer/rfa/2004/2004_low_dose.html">http://es.epa.gov/ncer/rfa/2004/2004_low_dose.html</a>	207	211	00:02:25
171.	<a href="http://es.epa.gov/ncer/publications/nano/">http://es.epa.gov/ncer/publications/nano/</a>	206	222	00:01:42
172.	<a href="http://es.epa.gov/ncer/rfa/2004/2004_fire_climate.html">http://es.epa.gov/ncer/rfa/2004/2004_fire_climate.html</a>	206	211	00:01:18
173.	<a href="http://es.epa.gov/ncer/rfa/current/2003_mai_under.html">http://es.epa.gov/ncer/rfa/current/2003_mai_under.html</a>	206	225	00:01:21
174.	<a href="http://es.epa.gov/ncer/fellow/recipients/mai_fellow_03_under.htm">http://es.epa.gov/ncer/fellow/recipients/mai_fellow_03_under.htm</a>	204	222	00:00:26
175.	<a href="http://es.epa.gov/ncer/publications/overview/">http://es.epa.gov/ncer/publications/overview/</a>	204	222	00:01:45
176.	<a href="http://es.epa.gov/ncer/rfa/2004/2004_sbir_phase1_haz-waste.html">http://es.epa.gov/ncer/rfa/2004/2004_sbir_phase1_haz-waste.html</a>	203	211	00:02:19

	Pages	Visits	Views	Average Time Viewed
177.	<a href="http://es.epa.gov/ncer/fellow/recipients/mai_fellow_01_under.html">http://es.epa.gov/ncer/fellow/recipients/mai_fellow_01_under.html</a>	201	213	00:01:16
178.	<a href="http://es.epa.gov/ncer/fellow/recipients/felltbl.html">http://es.epa.gov/ncer/fellow/recipients/felltbl.html</a>	201	217	00:00:38
179.	<a href="http://es.epa.gov/ncer/fellow/recipients/mai_fellow01.html">http://es.epa.gov/ncer/fellow/recipients/mai_fellow01.html</a>	200	216	00:00:29
180.	<a href="http://es.epa.gov/ncer/fellow/recipients/gro_fellow03.html">http://es.epa.gov/ncer/fellow/recipients/gro_fellow03.html</a>	200	212	00:00:40
181.	<a href="http://es.epa.gov/ncer/fellow/recipients/mai_fellow_02_under.htm">http://es.epa.gov/ncer/fellow/recipients/mai_fellow_02_under.htm</a>	199	213	00:00:22
182.	<a href="http://es.epa.gov/ncer/rfa/forms/archive.html">http://es.epa.gov/ncer/rfa/forms/archive.html</a>	199	212	00:00:48
183.	<a href="http://es.epa.gov/ncer/fellow/recipients/mai_fellow_98_under.htm">http://es.epa.gov/ncer/fellow/recipients/mai_fellow_98_under.htm</a>	197	206	00:00:27
184.	<a href="http://es.epa.gov/ncer/publications/topical/biopest.html">http://es.epa.gov/ncer/publications/topical/biopest.html</a>	197	201	00:02:55
185.	<a href="http://es.epa.gov/ncer/rfa/2004/2004_source_pm.html">http://es.epa.gov/ncer/rfa/2004/2004_source_pm.html</a>	196	205	00:02:43
186.	<a href="http://es.epa.gov/ncer/rfa/2004/2004_biomarkers.html">http://es.epa.gov/ncer/rfa/2004/2004_biomarkers.html</a>	196	200	00:01:16
187.	<a href="http://es.epa.gov/ncer/other/archive/">http://es.epa.gov/ncer/other/archive/</a>	195	222	00:01:11
188.	<a href="http://es.epa.gov/ncer/fellow/recipients/mai_fellow_97_under.htm">http://es.epa.gov/ncer/fellow/recipients/mai_fellow_97_under.htm</a>	195	208	00:00:25
189.	<a href="http://es.epa.gov/ncer/rfa/forms/standinstr.html">http://es.epa.gov/ncer/rfa/forms/standinstr.html</a>	195	203	00:02:27
190.	<a href="http://es.epa.gov/ncer/fellow/recipients/mai_fellow_99_under.htm">http://es.epa.gov/ncer/fellow/recipients/mai_fellow_99_under.htm</a>	195	214	00:01:00
191.	<a href="http://es.epa.gov/ncer/rfa/2004/2004_nano.html">http://es.epa.gov/ncer/rfa/2004/2004_nano.html</a>	194	203	00:01:52
192.	<a href="http://es.epa.gov/ncer/rfa/current/2003_comptox.html">http://es.epa.gov/ncer/rfa/current/2003_comptox.html</a>	194	198	00:01:27
193.	<a href="http://es.epa.gov/ncer/publications/bibliometrics/">http://es.epa.gov/ncer/publications/bibliometrics/</a>	193	211	00:01:19
194.	<a href="http://es.epa.gov/ncer/rfa/2004/2004_gro_bioaccum.html">http://es.epa.gov/ncer/rfa/2004/2004_gro_bioaccum.html</a>	193	200	00:02:11
195.	<a href="http://es.epa.gov/ncer/events/news/2005/10_25_05a_feature.html">http://es.epa.gov/ncer/events/news/2005/10_25_05a_feature.html</a>	192	206	00:01:18
196.	<a href="http://es.epa.gov/ncer/rfa/2004/2004_microbial_risk.html">http://es.epa.gov/ncer/rfa/2004/2004_microbial_risk.html</a>	191	198	00:02:52
197.	<a href="http://es.epa.gov/ncer/fellow/testimonials/">http://es.epa.gov/ncer/fellow/testimonials/</a>	191	224	00:00:31
198.	<a href="http://es.epa.gov/ncer/rfa/current/2004_gro_undergrad_fellow.html">http://es.epa.gov/ncer/rfa/current/2004_gro_undergrad_fellow.html</a>	190	201	00:01:15
199.	<a href="http://es.epa.gov/ncer/rfa/2004/2004_sbirr_phase1_poll-prev.html">http://es.epa.gov/ncer/rfa/2004/2004_sbirr_phase1_poll-prev.html</a>	190	195	00:03:56
200.	<a href="http://es.epa.gov/ncer/results/highly_cited.html">http://es.epa.gov/ncer/results/highly_cited.html</a>	190	200	00:01:30
	<b>Other</b>	-	<b>129,906</b>	-

Pages	Visits	Views	Average Time Viewed
<b>Total</b>	-	277,221	-

items 1-200 of 200

### Pages

Pages	Average Time to Serve (ms)
1. <a href="http://es.epa.gov/ncer/">http://es.epa.gov/ncer/</a>	0
2. <a href="http://es.epa.gov/ncer/sbir/">http://es.epa.gov/ncer/sbir/</a>	0
3. <a href="http://es.epa.gov/ncer/rfa/">http://es.epa.gov/ncer/rfa/</a>	0
4. <a href="http://es.epa.gov/ncer/fellow/">http://es.epa.gov/ncer/fellow/</a>	0
5. <a href="http://es.epa.gov/ncer/rfa/2006/2006_star_cns.html">http://es.epa.gov/ncer/rfa/2006/2006_star_cns.html</a>	0
6. <a href="http://es.epa.gov/ncer/grants/">http://es.epa.gov/ncer/grants/</a>	0
7. <a href="http://es.epa.gov/ncer/p3/">http://es.epa.gov/ncer/p3/</a>	0
8. <a href="http://es.epa.gov/ncer/rfa/2006/2006_star_fellow.html">http://es.epa.gov/ncer/rfa/2006/2006_star_fellow.html</a>	0
9. <a href="http://es.epa.gov/ncer/events/">http://es.epa.gov/ncer/events/</a>	0
10. <a href="http://es.epa.gov/ncer/cns/">http://es.epa.gov/ncer/cns/</a>	0
11. <a href="http://es.epa.gov/ncer/rfa/2006/2006_star_gc_aq.html">http://es.epa.gov/ncer/rfa/2006/2006_star_gc_aq.html</a>	0
12. <a href="http://es.epa.gov/ncer/nano/">http://es.epa.gov/ncer/nano/</a>	0
13. <a href="http://es.epa.gov/ncer/rfa/2006/2006_sbir_phase1.html">http://es.epa.gov/ncer/rfa/2006/2006_sbir_phase1.html</a>	0
14. <a href="http://es.epa.gov/ncer/rfa/forms/">http://es.epa.gov/ncer/rfa/forms/</a>	0
15. <a href="http://es.epa.gov/ncer/rfa/2005/2005_sbir_phase1.html">http://es.epa.gov/ncer/rfa/2005/2005_sbir_phase1.html</a>	0
16. <a href="http://es.epa.gov/ncer/rfa/2005/2005_star_nano.html">http://es.epa.gov/ncer/rfa/2005/2005_star_nano.html</a>	0
17. <a href="http://es.epa.gov/ncer/guidance/">http://es.epa.gov/ncer/guidance/</a>	0
18. <a href="http://es.epa.gov/ncer/other/">http://es.epa.gov/ncer/other/</a>	0
19. <a href="http://es.epa.gov/ncer/rfa/2006/2006_star_methodological.html">http://es.epa.gov/ncer/rfa/2006/2006_star_methodological.html</a>	0
20. <a href="http://es.epa.gov/ncer/results/">http://es.epa.gov/ncer/results/</a>	0
21. <a href="http://es.epa.gov/ncer/rfa/2006/2006_p3.html">http://es.epa.gov/ncer/rfa/2006/2006_p3.html</a>	0
22. <a href="http://es.epa.gov/ncer/publications/">http://es.epa.gov/ncer/publications/</a>	0
23. <a href="http://es.epa.gov/ncer/science/">http://es.epa.gov/ncer/science/</a>	0
24. <a href="http://es.epa.gov/ncer/about/">http://es.epa.gov/ncer/about/</a>	0
25. <a href="http://es.epa.gov/ncer/rfa/2005/2005_star_biotech.html">http://es.epa.gov/ncer/rfa/2005/2005_star_biotech.html</a>	0
26. <a href="http://es.epa.gov/ncer/rfa/2006/2006_gro_fellow.html">http://es.epa.gov/ncer/rfa/2006/2006_gro_fellow.html</a>	0
27. <a href="http://es.epa.gov/ncer/rfa/archive/sbir/">http://es.epa.gov/ncer/rfa/archive/sbir/</a>	0

	Pages	Average Time to Serve (ms)
28.	<a href="http://es.epa.gov/ncer/fellow/recipient/star_fellow05.html">http://es.epa.gov/ncer/fellow/recipient/star_fellow05.html</a>	0
29.	<a href="http://es.epa.gov/ncer/centers/">http://es.epa.gov/ncer/centers/</a>	0
30.	<a href="http://es.epa.gov/ncer/rfa/2006/2006_gro_undegrad_fellow.html">http://es.epa.gov/ncer/rfa/2006/2006_gro_undegrad_fellow.html</a>	0
31.	<a href="http://es.epa.gov/ncer/rfa/archive/grants/">http://es.epa.gov/ncer/rfa/archive/grants/</a>	0
32.	<a href="http://es.epa.gov/ncer/guidance/faqs/faq_gro_grad.html">http://es.epa.gov/ncer/guidance/faqs/faq_gro_grad.html</a>	0
33.	<a href="http://es.epa.gov/ncer/rfa/postdoc.html">http://es.epa.gov/ncer/rfa/postdoc.html</a>	0
34.	<a href="http://es.epa.gov/ncer/p3/project_websites/2005/2005_phase_1_project_websites.html">http://es.epa.gov/ncer/p3/project_websites/2005/2005_phase_1_project_websites.html</a>	0
35.	<a href="http://es.epa.gov/ncer/p3/fact_sheet.html">http://es.epa.gov/ncer/p3/fact_sheet.html</a>	0
36.	<a href="http://es.epa.gov/ncer/guidance/faqs.html">http://es.epa.gov/ncer/guidance/faqs.html</a>	0
37.	<a href="http://es.epa.gov/ncer/grants/recipient_index.html">http://es.epa.gov/ncer/grants/recipient_index.html</a>	0
38.	<a href="http://es.epa.gov/ncer/events/news/">http://es.epa.gov/ncer/events/news/</a>	0
39.	<a href="http://es.epa.gov/ncer/p3/expo/">http://es.epa.gov/ncer/p3/expo/</a>	0
40.	<a href="http://es.epa.gov/ncer/publications/topical/drinking.html">http://es.epa.gov/ncer/publications/topical/drinking.html</a>	0
41.	<a href="http://es.epa.gov/ncer/publications/starreport/">http://es.epa.gov/ncer/publications/starreport/</a>	0
42.	<a href="http://es.epa.gov/ncer/nano/factsheet/">http://es.epa.gov/ncer/nano/factsheet/</a>	0
43.	<a href="http://es.epa.gov/ncer/rfa/2004/2005_star_grad_fellow.html">http://es.epa.gov/ncer/rfa/2004/2005_star_grad_fellow.html</a>	0
44.	<a href="http://es.epa.gov/ncer/nano2005/">http://es.epa.gov/ncer/nano2005/</a>	0
45.	<a href="http://es.epa.gov/ncer/rfa/2004/2004_manufactured_nano.html">http://es.epa.gov/ncer/rfa/2004/2004_manufactured_nano.html</a>	0
46.	<a href="http://es.epa.gov/ncer/p3/current/">http://es.epa.gov/ncer/p3/current/</a>	0
47.	<a href="http://es.epa.gov/ncer/rfa/2004/2005_gro_grad_fellow.html">http://es.epa.gov/ncer/rfa/2004/2005_gro_grad_fellow.html</a>	0
48.	<a href="http://es.epa.gov/ncer/science/pm/">http://es.epa.gov/ncer/science/pm/</a>	0
49.	<a href="http://es.epa.gov/ncer/rfa/2006/2006_gro_solicitation.html">http://es.epa.gov/ncer/rfa/2006/2006_gro_solicitation.html</a>	0
50.	<a href="http://es.epa.gov/ncer/sbir/workshops.html">http://es.epa.gov/ncer/sbir/workshops.html</a>	0
51.	<a href="http://es.epa.gov/ncer/guidance/star_images.html">http://es.epa.gov/ncer/guidance/star_images.html</a>	0
52.	<a href="http://es.epa.gov/ncer/science/economics/">http://es.epa.gov/ncer/science/economics/</a>	0
53.	<a href="http://es.epa.gov/ncer/nano/lectures/">http://es.epa.gov/ncer/nano/lectures/</a>	0
54.	<a href="http://es.epa.gov/ncer/rfa/2004/2005_gro_undegrad_fellow.html">http://es.epa.gov/ncer/rfa/2004/2005_gro_undegrad_fellow.html</a>	0
55.	<a href="http://es.epa.gov/ncer/publications/topical/">http://es.epa.gov/ncer/publications/topical/</a>	0
56.	<a href="http://es.epa.gov/ncer/publications/topical/mercury.html">http://es.epa.gov/ncer/publications/topical/mercury.html</a>	0
57.	<a href="http://es.epa.gov/ncer/nano/questions/">http://es.epa.gov/ncer/nano/questions/</a>	0

	Pages	Average Time to Serve (ms)
58.	<a href="http://es.epa.gov/ncer/nano/research/">http://es.epa.gov/ncer/nano/research/</a>	0
59.	<a href="http://es.epa.gov/ncer/rfa/archive/">http://es.epa.gov/ncer/rfa/archive/</a>	0
60.	<a href="http://es.epa.gov/ncer/p3/press/news_article_102705.html">http://es.epa.gov/ncer/p3/press/news_article_102705.html</a>	0
61.	<a href="http://es.epa.gov/ncer/about/quickguide.html">http://es.epa.gov/ncer/about/quickguide.html</a>	0
62.	<a href="http://es.epa.gov/ncer/events/news/2005/03_08_05_feature.html">http://es.epa.gov/ncer/events/news/2005/03_08_05_feature.html</a>	0
63.	<a href="http://es.epa.gov/ncer/staa/">http://es.epa.gov/ncer/staa/</a>	0
64.	<a href="http://es.epa.gov/ncer/events/news/2005/04_13_05_feature.html">http://es.epa.gov/ncer/events/news/2005/04_13_05_feature.html</a>	0
65.	<a href="http://es.epa.gov/ncer/rfa/2005/2005_ecohab.html">http://es.epa.gov/ncer/rfa/2005/2005_ecohab.html</a>	0
66.	<a href="http://es.epa.gov/ncer/sbir/success/">http://es.epa.gov/ncer/sbir/success/</a>	0
67.	<a href="http://es.epa.gov/ncer/p3/success/">http://es.epa.gov/ncer/p3/success/</a>	0
68.	<a href="http://es.epa.gov/ncer/nano/publications/">http://es.epa.gov/ncer/nano/publications/</a>	0
69.	<a href="http://es.epa.gov/ncer/guidance/star_faq.html">http://es.epa.gov/ncer/guidance/star_faq.html</a>	0
70.	<a href="http://es.epa.gov/ncer/cns/pilots.html">http://es.epa.gov/ncer/cns/pilots.html</a>	0
71.	<a href="http://es.epa.gov/ncer/p3/become_exhibitor.html">http://es.epa.gov/ncer/p3/become_exhibitor.html</a>	0
72.	<a href="http://es.epa.gov/ncer/p3/project_websites/2004_phase_2_project_websites.html">http://es.epa.gov/ncer/p3/project_websites/2004_phase_2_project_websites.html</a>	0
73.	<a href="http://es.epa.gov/ncer/events/news/2005/11_17_05_feature.html">http://es.epa.gov/ncer/events/news/2005/11_17_05_feature.html</a>	0
74.	<a href="http://es.epa.gov/ncer/p3/past/">http://es.epa.gov/ncer/p3/past/</a>	0
75.	<a href="http://es.epa.gov/ncer/publications/workshop/">http://es.epa.gov/ncer/publications/workshop/</a>	0
76.	<a href="http://es.epa.gov/ncer/rfa/current/2003_mai_grad.html">http://es.epa.gov/ncer/rfa/current/2003_mai_grad.html</a>	0
77.	<a href="http://es.epa.gov/ncer/p3/partners/">http://es.epa.gov/ncer/p3/partners/</a>	0
78.	<a href="http://es.epa.gov/ncer/fellow/recipients/gro_fellow05.html">http://es.epa.gov/ncer/fellow/recipients/gro_fellow05.html</a>	0
79.	<a href="http://es.epa.gov/ncer/fellow/fellow_2005.html">http://es.epa.gov/ncer/fellow/fellow_2005.html</a>	0
80.	<a href="http://es.epa.gov/ncer/rfa/archive/sbir/phase1.html">http://es.epa.gov/ncer/rfa/archive/sbir/phase1.html</a>	0
81.	<a href="http://es.epa.gov/ncer/nano/newsroom/">http://es.epa.gov/ncer/nano/newsroom/</a>	0
82.	<a href="http://es.epa.gov/ncer/events/news/2003/01_15_03a.html">http://es.epa.gov/ncer/events/news/2003/01_15_03a.html</a>	0
83.	<a href="http://es.epa.gov/ncer/p3/info/team.html">http://es.epa.gov/ncer/p3/info/team.html</a>	0
84.	<a href="http://es.epa.gov/ncer/p3/project_websites/2004_project_websites.html">http://es.epa.gov/ncer/p3/project_websites/2004_project_websites.html</a>	0
85.	<a href="http://es.epa.gov/ncer/p3/info/media.html">http://es.epa.gov/ncer/p3/info/media.html</a>	0
86.	<a href="http://es.epa.gov/ncer/p3/apply/">http://es.epa.gov/ncer/p3/apply/</a>	0
87.	<a href="http://es.epa.gov/ncer/cns/programs.html">http://es.epa.gov/ncer/cns/programs.html</a>	0



	Pages	Average Time to Serve (ms)
88.	<a href="http://es.epa.gov/ncer/rfa/archive/fellow/">http://es.epa.gov/ncer/rfa/archive/fellow/</a>	0
89.	<a href="http://es.epa.gov/ncer/cns/solicit.html">http://es.epa.gov/ncer/cns/solicit.html</a>	0
90.	<a href="http://es.epa.gov/ncer/fellow/recipients/star_fellow04.html">http://es.epa.gov/ncer/fellow/recipients/star_fellow04.html</a>	0
91.	<a href="http://es.epa.gov/ncer/rfa/current/2003_nano.html">http://es.epa.gov/ncer/rfa/current/2003_nano.html</a>	0
92.	<a href="http://es.epa.gov/ncer/rfa/2005/2005_nonlinear_responses.html">http://es.epa.gov/ncer/rfa/2005/2005_nonlinear_responses.html</a>	0
93.	<a href="http://es.epa.gov/ncer/rfa/2004/2004_pm_research.html">http://es.epa.gov/ncer/rfa/2004/2004_pm_research.html</a>	0
94.	<a href="http://es.epa.gov/ncer/science/globalclimate/">http://es.epa.gov/ncer/science/globalclimate/</a>	0
95.	<a href="http://es.epa.gov/ncer/nano/solicitation/">http://es.epa.gov/ncer/nano/solicitation/</a>	0
96.	<a href="http://es.epa.gov/ncer/nano/relevant_meetings/">http://es.epa.gov/ncer/nano/relevant_meetings/</a>	0
97.	<a href="http://es.epa.gov/ncer/p3/designs_sustain_rfp_2005.html">http://es.epa.gov/ncer/p3/designs_sustain_rfp_2005.html</a>	0
98.	<a href="http://es.epa.gov/ncer/P3/forms/">http://es.epa.gov/ncer/P3/forms/</a>	0
99.	<a href="http://es.epa.gov/ncer/events/news/2005/06_29_05.html">http://es.epa.gov/ncer/events/news/2005/06_29_05.html</a>	0
100.	<a href="http://es.epa.gov/ncer/rfa/2005/2005_vep.html">http://es.epa.gov/ncer/rfa/2005/2005_vep.html</a>	0
101.	<a href="http://es.epa.gov/ncer/p3/info/faculty.html">http://es.epa.gov/ncer/p3/info/faculty.html</a>	0
102.	<a href="http://es.epa.gov/ncer/p3/info/partners.html">http://es.epa.gov/ncer/p3/info/partners.html</a>	0
103.	<a href="http://es.epa.gov/ncer/fellow/abstracts/">http://es.epa.gov/ncer/fellow/abstracts/</a>	0
104.	<a href="http://es.epa.gov/ncer/publications/archive/">http://es.epa.gov/ncer/publications/archive/</a>	0
105.	<a href="http://es.epa.gov/ncer/rfa/current/2004_grad_fellow.html">http://es.epa.gov/ncer/rfa/current/2004_grad_fellow.html</a>	0
106.	<a href="http://es.epa.gov/ncer/fellow/recipients/gro_undergrad_fellow05.html">http://es.epa.gov/ncer/fellow/recipients/gro_undergrad_fellow05.html</a>	0
107.	<a href="http://es.epa.gov/ncer/p3/info/cosponsors.html">http://es.epa.gov/ncer/p3/info/cosponsors.html</a>	0
108.	<a href="http://es.epa.gov/ncer/p3/other/">http://es.epa.gov/ncer/p3/other/</a>	0
109.	<a href="http://es.epa.gov/ncer/p3/event_2005/2005_event_photos.html">http://es.epa.gov/ncer/p3/event_2005/2005_event_photos.html</a>	0
110.	<a href="http://es.epa.gov/ncer/events/news/2005/12_05_05.html">http://es.epa.gov/ncer/events/news/2005/12_05_05.html</a>	0
111.	<a href="http://es.epa.gov/ncer/rfa/2005/2005_tropospheric_air_pollution.html">http://es.epa.gov/ncer/rfa/2005/2005_tropospheric_air_pollution.html</a>	0
112.	<a href="http://es.epa.gov/ncer/guidance/qa.html">http://es.epa.gov/ncer/guidance/qa.html</a>	0
113.	<a href="http://es.epa.gov/ncer/P3/designs_sustain_rfp.html">http://es.epa.gov/ncer/P3/designs_sustain_rfp.html</a>	0
114.	<a href="http://es.epa.gov/ncer/rfa/2004/2004_sbir_phase1.html">http://es.epa.gov/ncer/rfa/2004/2004_sbir_phase1.html</a>	0
115.	<a href="http://es.epa.gov/ncer/fellow/recipients/star_fellow03.html">http://es.epa.gov/ncer/fellow/recipients/star_fellow03.html</a>	0
116.	<a href="http://es.epa.gov/ncer/events/news/2005/10_25_05_feature.html">http://es.epa.gov/ncer/events/news/2005/10_25_05_feature.html</a>	0

	Pages	Average Time to Serve (ms)
117.	<a href="http://es.epa.gov/ncer/events/news/2006/02_03_06_feature.html">http://es.epa.gov/ncer/events/news/2006/02_03_06_feature.html</a>	0
118.	<a href="http://es.epa.gov/ncer/events/news/2003/nas_special.html">http://es.epa.gov/ncer/events/news/2003/nas_special.html</a>	0
119.	<a href="http://es.epa.gov/ncer/p3/info/">http://es.epa.gov/ncer/p3/info/</a>	0
120.	<a href="http://es.epa.gov/ncer/rfa/2005/2005_decision_support_sys.html">http://es.epa.gov/ncer/rfa/2005/2005_decision_support_sys.html</a>	0
121.	<a href="http://es.epa.gov/ncer/publications/handouts/">http://es.epa.gov/ncer/publications/handouts/</a>	0
122.	<a href="http://es.epa.gov/ncer/publications/sbir/">http://es.epa.gov/ncer/publications/sbir/</a>	0
123.	<a href="http://es.epa.gov/ncer/p3/award_winners.html">http://es.epa.gov/ncer/p3/award_winners.html</a>	0
124.	<a href="http://es.epa.gov/ncer/rfa/forms/electronic_filing_instr.html">http://es.epa.gov/ncer/rfa/forms/electronic_filing_instr.html</a>	0
125.	<a href="http://es.epa.gov/ncer/cns/partners.html">http://es.epa.gov/ncer/cns/partners.html</a>	0
126.	<a href="http://es.epa.gov/ncer/rfa/2004/2004_climate_change.html">http://es.epa.gov/ncer/rfa/2004/2004_climate_change.html</a>	0
127.	<a href="http://es.epa.gov/ncer/events/news/2006/01_07_06.html">http://es.epa.gov/ncer/events/news/2006/01_07_06.html</a>	0
128.	<a href="http://es.epa.gov/ncer/sbir/presentations.html">http://es.epa.gov/ncer/sbir/presentations.html</a>	0
129.	<a href="http://es.epa.gov/ncer/search_help.html">http://es.epa.gov/ncer/search_help.html</a>	0
130.	<a href="http://es.epa.gov/ncer/events/news/2006/02_03_06.html">http://es.epa.gov/ncer/events/news/2006/02_03_06.html</a>	0
131.	<a href="http://es.epa.gov/ncer/rfa/2004/2004_air_poll_em.html">http://es.epa.gov/ncer/rfa/2004/2004_air_poll_em.html</a>	0
132.	<a href="http://es.epa.gov/ncer/publications/meetings/10_18_2005/">http://es.epa.gov/ncer/publications/meetings/10_18_2005/</a>	0
133.	<a href="http://es.epa.gov/ncer/nano/links/">http://es.epa.gov/ncer/nano/links/</a>	0
134.	<a href="http://es.epa.gov/ncer/rfa/2004/2004_collab_science.html">http://es.epa.gov/ncer/rfa/2004/2004_collab_science.html</a>	0
135.	<a href="http://es.epa.gov/ncer/rfa/2004/2004_aqua_sys.html">http://es.epa.gov/ncer/rfa/2004/2004_aqua_sys.html</a>	0
136.	<a href="http://es.epa.gov/ncer/publications/topical/urban.html">http://es.epa.gov/ncer/publications/topical/urban.html</a>	0
137.	<a href="http://es.epa.gov/ncer/cns/news.html">http://es.epa.gov/ncer/cns/news.html</a>	0
138.	<a href="http://es.epa.gov/ncer/publications/meetings/">http://es.epa.gov/ncer/publications/meetings/</a>	0
139.	<a href="http://es.epa.gov/ncer/guidance/faqs/faq_gro_undergrad.html">http://es.epa.gov/ncer/guidance/faqs/faq_gro_undergrad.html</a>	0
140.	<a href="http://es.epa.gov/ncer/p3recipients/2005/">http://es.epa.gov/ncer/p3recipients/2005/</a>	0
141.	<a href="http://es.epa.gov/ncer/fellow/recipients/star_fellow01.html">http://es.epa.gov/ncer/fellow/recipients/star_fellow01.html</a>	0
142.	<a href="http://es.epa.gov/ncer/rfa/forms/downlf.html">http://es.epa.gov/ncer/rfa/forms/downlf.html</a>	0
143.	<a href="http://es.epa.gov/ncer/sbir/awards/">http://es.epa.gov/ncer/sbir/awards/</a>	0
144.	<a href="http://es.epa.gov/ncer/rfa/archive/grants/01/phytore00.html">http://es.epa.gov/ncer/rfa/archive/grants/01/phytore00.html</a>	0


	Pages	Average Time to Serve (ms)
145.	<a href="http://es.epa.gov/ncer/fellow/recipients/fellow99.html">http://es.epa.gov/ncer/fellow/recipients/fellow99.html</a>	0
146.	<a href="http://es.epa.gov/ncer/p3/press/agenda06.html">http://es.epa.gov/ncer/p3/press/agenda06.html</a>	0
147.	<a href="http://es.epa.gov/ncer/p3/press/">http://es.epa.gov/ncer/p3/press/</a>	0
148.	<a href="http://es.epa.gov/ncer/rfa/2005/2005_hsa_impacts_research.html">http://es.epa.gov/ncer/rfa/2005/2005_hsa_impacts_research.html</a>	0
149.	<a href="http://es.epa.gov/ncer/fellow/recipients/fellow00.html">http://es.epa.gov/ncer/fellow/recipients/fellow00.html</a>	0
150.	<a href="http://es.epa.gov/ncer/events/news/2006/02_06_feature_field.html">http://es.epa.gov/ncer/events/news/2006/02_06_feature_field.html</a>	0
151.	<a href="http://es.epa.gov/ncer/publications/topical/mining.html">http://es.epa.gov/ncer/publications/topical/mining.html</a>	0
152.	<a href="http://es.epa.gov/ncer/rfa/archive/grants/05/">http://es.epa.gov/ncer/rfa/archive/grants/05/</a>	0
153.	<a href="http://es.epa.gov/ncer/rfa/2004/2004_glakes_foodweb.html">http://es.epa.gov/ncer/rfa/2004/2004_glakes_foodweb.html</a>	0
154.	<a href="http://es.epa.gov/ncer/fellow/recipients/fellow98.html">http://es.epa.gov/ncer/fellow/recipients/fellow98.html</a>	0
155.	<a href="http://es.epa.gov/ncer/nano/research/nano_tox.html">http://es.epa.gov/ncer/nano/research/nano_tox.html</a>	0
156.	<a href="http://es.epa.gov/ncer/fellow/recipients/96felltbl.html">http://es.epa.gov/ncer/fellow/recipients/96felltbl.html</a>	0
157.	<a href="http://es.epa.gov/ncer/fellow/posters/">http://es.epa.gov/ncer/fellow/posters/</a>	0
158.	<a href="http://es.epa.gov/ncer/fellow/gro/">http://es.epa.gov/ncer/fellow/gro/</a>	0
159.	<a href="http://es.epa.gov/ncer/centers/hsrc/89/western/projects.html">http://es.epa.gov/ncer/centers/hsrc/89/western/projects.html</a>	0
160.	<a href="http://es.epa.gov/ncer/science/drinkingwater/">http://es.epa.gov/ncer/science/drinkingwater/</a>	0
161.	<a href="http://es.epa.gov/ncer/publications/topical/pathogens.html">http://es.epa.gov/ncer/publications/topical/pathogens.html</a>	0
162.	<a href="http://es.epa.gov/ncer/fellow/recipients/gro_fellow04.html">http://es.epa.gov/ncer/fellow/recipients/gro_fellow04.html</a>	0
163.	<a href="http://es.epa.gov/ncer/publications/topical/remediation.html">http://es.epa.gov/ncer/publications/topical/remediation.html</a>	0
164.	<a href="http://es.epa.gov/ncer/rfa/current/2004_arsenic.html">http://es.epa.gov/ncer/rfa/current/2004_arsenic.html</a>	0
165.	<a href="http://es.epa.gov/ncer/publications/terms/tscs99.html">http://es.epa.gov/ncer/publications/terms/tscs99.html</a>	0
166.	<a href="http://es.epa.gov/ncer/fellow/recipients/97felltbl.html">http://es.epa.gov/ncer/fellow/recipients/97felltbl.html</a>	0
167.	<a href="http://es.epa.gov/ncer/fellow/recipients/mai_fellow02.html">http://es.epa.gov/ncer/fellow/recipients/mai_fellow02.html</a>	0
168.	<a href="http://es.epa.gov/ncer/fellow/posters/2004_star_grad_fellow_conf_posters.html">http://es.epa.gov/ncer/fellow/posters/2004_star_grad_fellow_conf_posters.html</a>	0
169.	<a href="http://es.epa.gov/ncer/events/calendar/2006/apr18/agenda.html">http://es.epa.gov/ncer/events/calendar/2006/apr18/agenda.html</a>	0

	Pages	Average Time to Serve (ms)
170.	<a href="http://es.epa.gov/ncer/rfa/2004/2004_low_dose.html">http://es.epa.gov/ncer/rfa/2004/2004_low_dose.html</a>	0
171.	<a href="http://es.epa.gov/ncer/publications/nano/">http://es.epa.gov/ncer/publications/nano/</a>	0
172.	<a href="http://es.epa.gov/ncer/rfa/2004/2004_fire_climate.html">http://es.epa.gov/ncer/rfa/2004/2004_fire_climate.html</a>	0
173.	<a href="http://es.epa.gov/ncer/rfa/current/2003_mai_under.html">http://es.epa.gov/ncer/rfa/current/2003_mai_under.html</a>	0
174.	<a href="http://es.epa.gov/ncer/fellow/recipients/mai_fellow_03_under.htm">http://es.epa.gov/ncer/fellow/recipients/mai_fellow_03_under.htm</a>	0
175.	<a href="http://es.epa.gov/ncer/publications/overview/">http://es.epa.gov/ncer/publications/overview/</a>	0
176.	<a href="http://es.epa.gov/ncer/rfa/2004/2004_sbir_phase1_haz-waste.html">http://es.epa.gov/ncer/rfa/2004/2004_sbir_phase1_haz-waste.html</a>	0
177.	<a href="http://es.epa.gov/ncer/fellow/recipients/mai_fellow_01_under.html">http://es.epa.gov/ncer/fellow/recipients/mai_fellow_01_under.html</a>	0
178.	<a href="http://es.epa.gov/ncer/fellow/recipients/felltbl.html">http://es.epa.gov/ncer/fellow/recipients/felltbl.html</a>	0
179.	<a href="http://es.epa.gov/ncer/fellow/recipients/mai_fellow01.html">http://es.epa.gov/ncer/fellow/recipients/mai_fellow01.html</a>	0
180.	<a href="http://es.epa.gov/ncer/fellow/recipients/gro_fellow03.html">http://es.epa.gov/ncer/fellow/recipients/gro_fellow03.html</a>	0
181.	<a href="http://es.epa.gov/ncer/fellow/recipients/mai_fellow_02_under.htm">http://es.epa.gov/ncer/fellow/recipients/mai_fellow_02_under.htm</a>	0
182.	<a href="http://es.epa.gov/ncer/rfa/forms/archive.html">http://es.epa.gov/ncer/rfa/forms/archive.html</a>	0
183.	<a href="http://es.epa.gov/ncer/fellow/recipients/mai_fellow_98_under.htm">http://es.epa.gov/ncer/fellow/recipients/mai_fellow_98_under.htm</a>	0
184.	<a href="http://es.epa.gov/ncer/publications/topical/biopest.html">http://es.epa.gov/ncer/publications/topical/biopest.html</a>	0
185.	<a href="http://es.epa.gov/ncer/rfa/2004/2004_source_pm.html">http://es.epa.gov/ncer/rfa/2004/2004_source_pm.html</a>	0
186.	<a href="http://es.epa.gov/ncer/rfa/2004/2004_biomarkers.html">http://es.epa.gov/ncer/rfa/2004/2004_biomarkers.html</a>	0
187.	<a href="http://es.epa.gov/ncer/other/archive/">http://es.epa.gov/ncer/other/archive/</a>	0
188.	<a href="http://es.epa.gov/ncer/fellow/recipients/mai_fellow_97_under.htm">http://es.epa.gov/ncer/fellow/recipients/mai_fellow_97_under.htm</a>	0
189.	<a href="http://es.epa.gov/ncer/rfa/forms/standinstr.html">http://es.epa.gov/ncer/rfa/forms/standinstr.html</a>	0
190.	<a href="http://es.epa.gov/ncer/fellow/recipients/mai_fellow_99_under.htm">http://es.epa.gov/ncer/fellow/recipients/mai_fellow_99_under.htm</a>	0
191.	<a href="http://es.epa.gov/ncer/rfa/2004/2004_nano.html">http://es.epa.gov/ncer/rfa/2004/2004_nano.html</a>	0
192.	<a href="http://es.epa.gov/ncer/rfa/current/2003_comptox.html">http://es.epa.gov/ncer/rfa/current/2003_comptox.html</a>	0
193.	<a href="http://es.epa.gov/ncer/publications/bibliometrics/">http://es.epa.gov/ncer/publications/bibliometrics/</a>	0
194.	<a href="http://es.epa.gov/ncer/rfa/2004/2004_gro_bioaccum.html">http://es.epa.gov/ncer/rfa/2004/2004_gro_bioaccum.html</a>	0

	Pages	Average Time to Serve (ms)
195.	<a href="http://es.epa.gov/ncer/events/news/2005/10_25_05a_feature.html">http://es.epa.gov/ncer/events/news/2005/10_25_05a_feature.html</a>	0
196.	<a href="http://es.epa.gov/ncer/rfa/2004/2004_microbial_risk.html">http://es.epa.gov/ncer/rfa/2004/2004_microbial_risk.html</a>	0
197.	<a href="http://es.epa.gov/ncer/fellow/testimonials/">http://es.epa.gov/ncer/fellow/testimonials/</a>	0
198.	<a href="http://es.epa.gov/ncer/rfa/current/2004_gro_undergrad_fellow.html">http://es.epa.gov/ncer/rfa/current/2004_gro_undergrad_fellow.html</a>	0
199.	<a href="http://es.epa.gov/ncer/rfa/2004/2004_sbir_phase1_poll-prev.html">http://es.epa.gov/ncer/rfa/2004/2004_sbir_phase1_poll-prev.html</a>	0
200.	<a href="http://es.epa.gov/ncer/results/highly_cited.html">http://es.epa.gov/ncer/results/highly_cited.html</a>	0
	<b>Other</b>	-
	<b>Total</b>	-

items 1-200 of 200

**Pages - Help Card**

 **Column Definitions**

**Pages**  
Any displayed page. You can specify for each profile the types of files that qualify as a page. These settings can be changed by the WebTrends administrator.

**Visits**  
Number of visits to this page. A visit is a series of actions that begins when a visitor views the first page from the server, and ends when the visitor leaves the site or remains idle beyond the idle-time limit. The default idle-time limit is thirty minutes. This time limit can be changed by the system administrator.

**Views**  
Number of times this page was viewed by visitors.

**Average Time Viewed**  
Average length of time the specified page was viewed. (The format is hh:mm:ss - hours:minutes:seconds.)

**Average Time to Serve**  
Average amount of time (in milliseconds) it took to serve each document during the specified time interval. The time to serve spans from the time the server got a page request until it transmitted all the data.  
**Note:** Zero values in this column probably indicates that your web server is not logging Time to Serve information.

---



### **Report Descriptions**

Pages with good content and design are more likely to attract visitors and be revisited. Less popular pages on a site can be made more appealing by improving the content or incorporating design elements similar to that on the more important pages. Always remember that people are far more interested in content than in design, and average view times can help determine which content is most important to your visitors.

# Content Groups

This report identifies the most popular groups of web site pages and how often they were visited.

## Content Groups Trend

No data is available for this graph.

## Content Groups

No data is available for this graph.

## Content Groups

No data is available for this table.

## Content Groups - Help Card



### Column Definitions

#### Content Group

A defined group of web pages with specific things in common, such as the same types of products, services, or information.

#### Visits

Number of visits where the visitor viewed at least one page in the specified content group. A visit is a series of actions that begins when a visitor views their first page from the server, and ends when the visitor leaves the site or remains idle beyond the idle-time limit. The default idle-time limit is thirty minutes. This time limit can be changed by the system administrator.

#### Hits

Each file requested by a visitor registers as a hit. There can be several hits on each page. While the volume of hits reflects the amount of server traffic, it is not an accurate reflection of the number of pages viewed.



### **Report Descriptions**

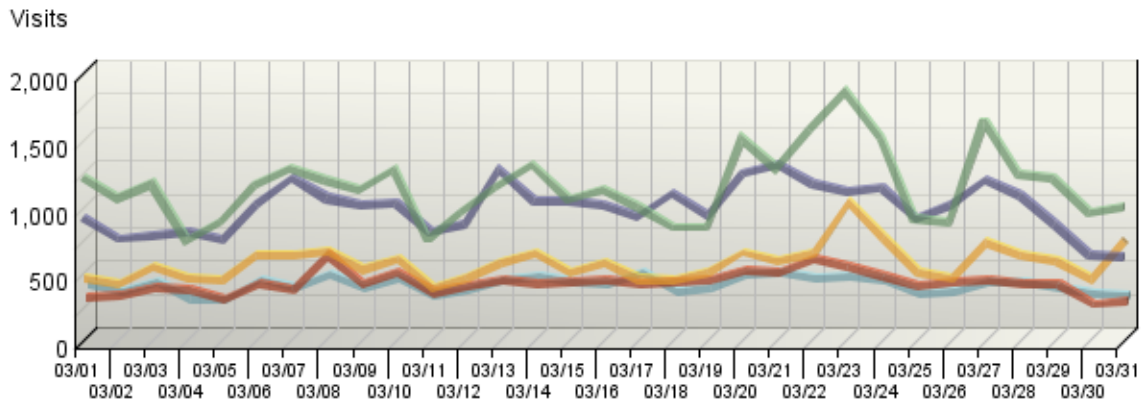
The information on this page can show you which content groups were most popular. This will reveal the reasons people visit your web site, and what is most interesting and least interesting to them.



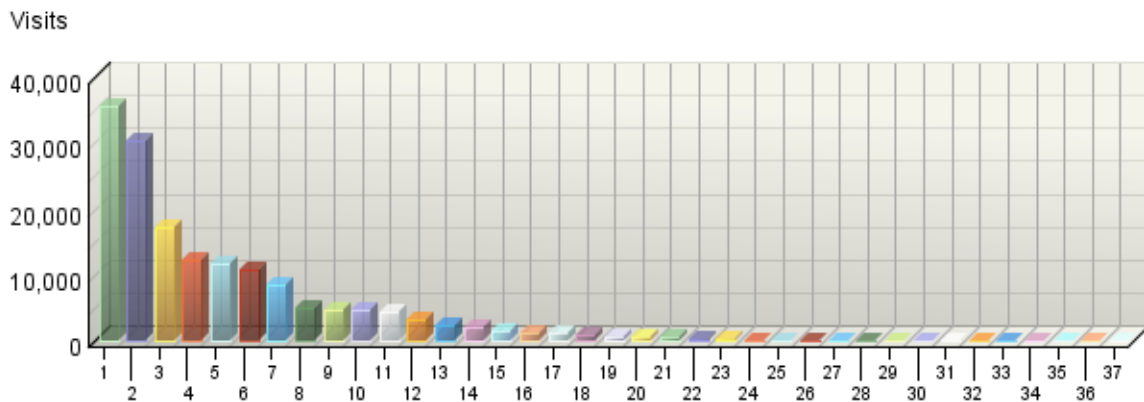
# Directories

This report lists the most commonly accessed directories on your web site. This information can help determine the types of data most often requested.

## Directories Trend



## Directories



## Directories

	Path To Directory	Visits	Hits	Kbytes Transferred
1.	<a href="http://es.epa.gov/ncer/rfa">http://es.epa.gov/ncer/rfa</a>	35,695	78,544	3,655,020
2.	<a href="http://es.epa.gov/ncer/publications">http://es.epa.gov/ncer/publications</a>	30,332	85,715	23,304,429
3.	<a href="http://es.epa.gov/ncer/sbir">http://es.epa.gov/ncer/sbir</a>	17,215	30,384	1,989,243
4.	<a href="http://es.epa.gov/ncer/events">http://es.epa.gov/ncer/events</a>	12,317	30,571	661,575

	<b>Path To Directory</b>	<b>Visits</b>	<b>Hits</b>	<b>Kbytes Transferred</b>
5.	<a href="http://es.epa.gov/ncer/fellow">http://es.epa.gov/ncer/fellow</a>	11,541	26,024	2,095,231
6.	<a href="http://es.epa.gov/ncer/p3">http://es.epa.gov/ncer/p3</a>	10,816	39,908	834,181
7.	<a href="http://es.epa.gov/ncer/">http://es.epa.gov/ncer/</a>	8,610	14,509	389,034
8.	<a href="http://es.epa.gov/ncer/nano">http://es.epa.gov/ncer/nano</a>	5,036	23,239	2,187,480
9.	<a href="http://es.epa.gov/ncer/index_files">http://es.epa.gov/ncer/index_files</a>	4,741	5,548	153,032
10.	<a href="http://es.epa.gov/ncer/grants">http://es.epa.gov/ncer/grants</a>	4,528	6,325	144,161
11.	<a href="http://es.epa.gov/ncer/centers">http://es.epa.gov/ncer/centers</a>	4,455	9,988	440,920
12.	<a href="http://es.epa.gov/ncer/science">http://es.epa.gov/ncer/science</a>	3,078	9,516	720,252
13.	<a href="http://es.epa.gov/ncer/guidance">http://es.epa.gov/ncer/guidance</a>	2,273	5,022	101,340
14.	<a href="http://es.epa.gov/ncer/cns">http://es.epa.gov/ncer/cns</a>	1,957	4,809	80,451
15.	<a href="http://es.epa.gov/ncer/staa">http://es.epa.gov/ncer/staa</a>	1,493	2,874	59,076
16.	<a href="http://es.epa.gov/ncer/other">http://es.epa.gov/ncer/other</a>	1,254	1,870	73,573
17.	<a href="http://es.epa.gov/ncer/results">http://es.epa.gov/ncer/results</a>	1,231	2,252	47,280
18.	<a href="http://es.epa.gov/ncer/about">http://es.epa.gov/ncer/about</a>	1,016	1,482	25,390
19.	<a href="http://es.epa.gov/ncer/briefings">http://es.epa.gov/ncer/briefings</a>	700	3,168	491,767
20.	<a href="http://es.epa.gov/ncer/news">http://es.epa.gov/ncer/news</a>	675	795	2,518
21.	<a href="http://es.epa.gov/ncer/nano2005">http://es.epa.gov/ncer/nano2005</a>	497	1,038	7,209
22.	<a href="http://es.epa.gov/ncer/early">http://es.epa.gov/ncer/early</a>	352	431	500
23.	<a href="http://es.epa.gov/ncer/p3recipients">http://es.epa.gov/ncer/p3recipients</a>	260	402	2,108
24.	<a href="http://es.epa.gov/ncer/2005bioinformatics">http://es.epa.gov/ncer/2005bioinformatics</a>	82	105	615
25.	<a href="http://es.epa.gov/ncer/epscor">http://es.epa.gov/ncer/epscor</a>	44	61	1,108
26.	<a href="http://es.epa.gov/ncer/pdf">http://es.epa.gov/ncer/pdf</a>	31	58	328
27.	<a href="http://es.epa.gov/">http://es.epa.gov/</a>	28	30	830
28.	<a href="http://es.epa.gov/ncer/mailing">http://es.epa.gov/ncer/mailing</a>	10	42	11,033
29.	<a href="http://es.epa.gov/ncer/images">http://es.epa.gov/ncer/images</a>	8	44	298
30.	<a href="http://es.epa.gov/ncer/tsegrants">http://es.epa.gov/ncer/tsegrants</a>	4	5	450
31.	<a href="http://es.epa.gov/ncer/progress">http://es.epa.gov/ncer/progress</a>	4	6	0
32.	<a href="http://es.epa.gov/ncer/draftsurvey">http://es.epa.gov/ncer/draftsurvey</a>	3	4	48
33.	<a href="http://es.epa.gov/ncer/nanotechnology">http://es.epa.gov/ncer/nanotechnology</a>	3	5	46
34.	<a href="http://es.epa.gov/ncer/styles">http://es.epa.gov/ncer/styles</a>	3	4	0
35.	<a href="http://es.epa.gov/ncer/p3_old">http://es.epa.gov/ncer/p3_old</a>	2	3	118
36.	<a href="http://es.epa.gov/ncer?qa">http://es.epa.gov/ncer?qa</a>	2	2	0
37.	<a href="http://es.epa.gov/ncer/bosc">http://es.epa.gov/ncer/bosc</a>	1	1	17
	<b>Total</b>	-	<b>384,784</b>	<b>37,480,642</b>

items 1-37 of 37

## Directories - Help Card



### Column Definitions

#### Path to Directory

The full URL path to the directory being analyzed.

#### Visits

Number of visits to pages within the specified directory. A visit is a series of actions that begins when a visitor views their first page from the server, and ends when the visitor leaves the site or remains idle beyond the idle-time limit. The default idle-time limit is thirty minutes. This time limit can be changed by the system administrator.

#### Hits

Each file requested by a visitor registers as a hit. There can be several hits on each page. While the volume of hits reflects the amount of server traffic, it is not an accurate reflection of the number of pages viewed.

#### Kbytes Transferred

Number of kilobytes of data transferred by the server from the specified directory to your visitors.



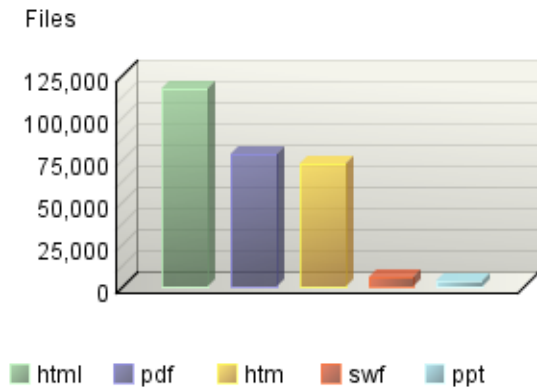
### Report Descriptions

This report indicates the content visitors are most interested in. Use this information to determine which content areas to develop further, which areas to focus on less, and how you can arrange your content most effectively. If the table is sorted by kilobytes of data transferred, this page reveals what kind of data the server spends the most time transferring, and may suggest different ways to organize your data, or different ways to distribute the server load if you have more than one server.

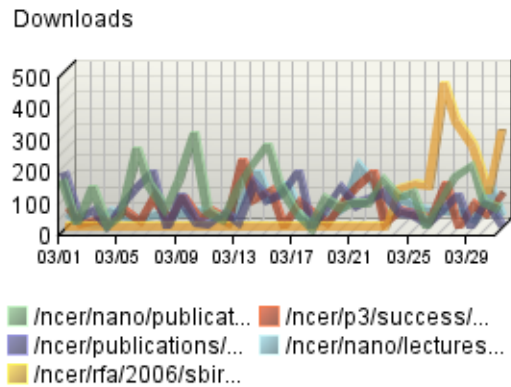
# Files Dashboard

This displays key graphs and tables that provide an overview of the Files chapter. When viewing through the on-demand interface, you can click on the title of a graph or table to navigate to the corresponding page.

**Accessed File Types by Files**



**Downloaded Files Trend**



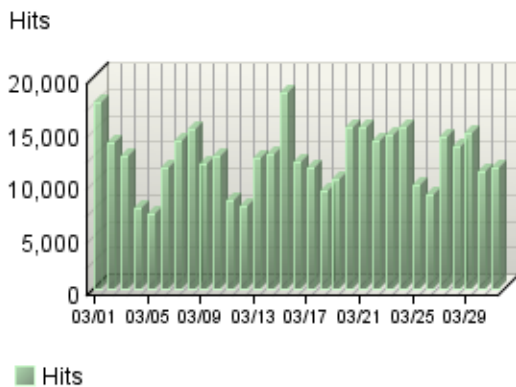
**Uploaded Files**

No data is available for this graph.

**Hit Summary**

Successful Hits for Entire Site	384,784
Average Hits per Day	12,412
Home Page Hits	5,216

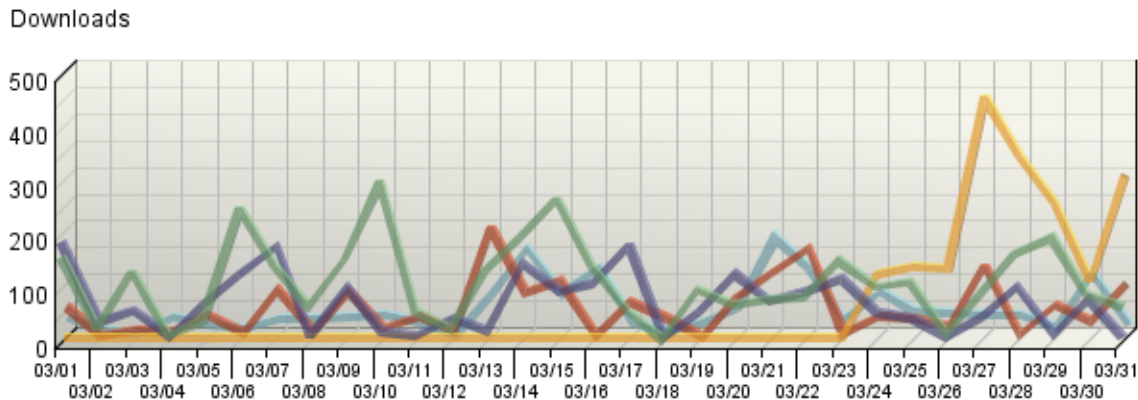
**Hits Trend**



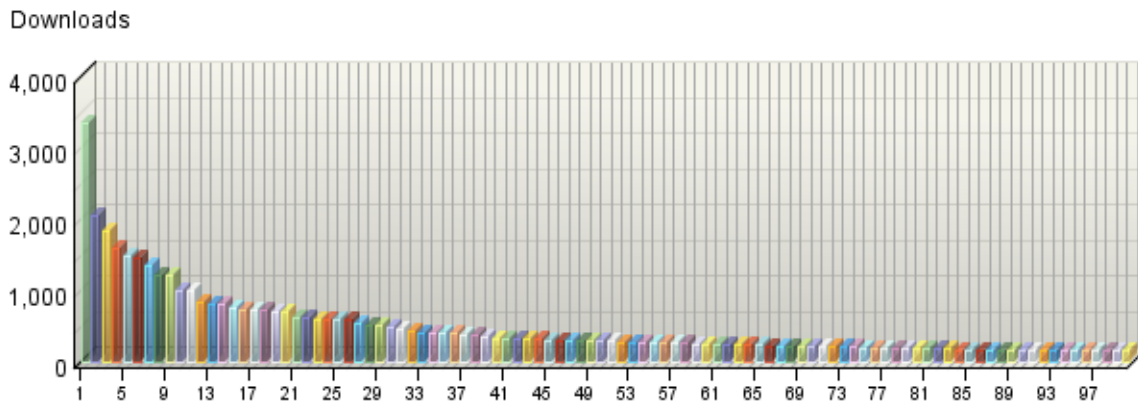
# Downloaded Files

This report identifies the most popular files downloaded from your site.

## Downloaded Files Trend



## Downloaded Files



## Downloaded Files

	Downloaded Files	Downloads	% Downloads	Visits
1.	<a href="http://es.epa.gov/ncer/nano/publications/whitepaper12022005.pdf">http://es.epa.gov/ncer/nano/publications/whitepaper12022005.pdf</a>	3,362	3.54%	366
2.	<a href="http://es.epa.gov/ncer/publications/overview/bioavailability_complete_book.pdf">http://es.epa.gov/ncer/publications/overview/bioavailability_complete_book.pdf</a>	2,051	2.16%	254
3.	<a href="http://es.epa.gov/ncer/rfa/2006/sbir_phase1.pdf">http://es.epa.gov/ncer/rfa/2006/sbir_phase1.pdf</a>	1,825	1.92%	174

	<b>Downloaded Files</b>	<b>Downloads</b>	<b>% Downloads</b>	<b>Visits</b>
4.	<a href="http://es.epa.gov/ncer/p3/success/michigan.pdf">http://es.epa.gov/ncer/p3/success/michigan.pdf</a>	1,588	1.67%	99
5.	<a href="http://es.epa.gov/ncer/nano/lectures/zhang0705.pdf">http://es.epa.gov/ncer/nano/lectures/zhang0705.pdf</a>	1,489	1.57%	130
6.	<a href="http://es.epa.gov/ncer/publications/workshop/nano_proceed.pdf">http://es.epa.gov/ncer/publications/workshop/nano_proceed.pdf</a>	1,458	1.54%	298
7.	<a href="http://es.epa.gov/ncer/publications/workshop/pdf/fnanoproc_092005.pdf">http://es.epa.gov/ncer/publications/workshop/pdf/fnanoproc_092005.pdf</a>	1,353	1.43%	112
8.	<a href="http://es.epa.gov/ncer/publications/nano/nanotechnology4-20-04.pdf">http://es.epa.gov/ncer/publications/nano/nanotechnology4-20-04.pdf</a>	1,218	1.28%	154
9.	<a href="http://es.epa.gov/ncer/publications/workshop/pdf/endocrine_disruptors.pdf">http://es.epa.gov/ncer/publications/workshop/pdf/endocrine_disruptors.pdf</a>	1,216	1.28%	80
10.	<a href="http://es.epa.gov/ncer/publications/workshop/pdf/10_20_05_nanosummary.pdf">http://es.epa.gov/ncer/publications/workshop/pdf/10_20_05_nanosummary.pdf</a>	1,006	1.06%	110
11.	<a href="http://es.epa.gov/ncer/nano/publications/8-18-04/fnanoproc_092005.pdf">http://es.epa.gov/ncer/nano/publications/8-18-04/fnanoproc_092005.pdf</a>	1,002	1.06%	125
12.	<a href="http://es.epa.gov/ncer/science/pm/pm.pdf">http://es.epa.gov/ncer/science/pm/pm.pdf</a>	828	0.87%	65
13.	<a href="http://es.epa.gov/ncer/sbir/report.pdf">http://es.epa.gov/ncer/sbir/report.pdf</a>	817	0.86%	271
14.	<a href="http://es.epa.gov/ncer/science/economics/science_econ1.pdf">http://es.epa.gov/ncer/science/economics/science_econ1.pdf</a>	816	0.86%	49
15.	<a href="http://es.epa.gov/ncer/publications/meetings/8-18-04/pdf/drzal_epa-star_08-17-04_(final).pdf">http://es.epa.gov/ncer/publications/meetings/8-18-04/pdf/drzal_epa-star_08-17-04_(final).pdf</a>	763	0.80%	157
16.	<a href="http://es.epa.gov/ncer/sbir/success/pdf/stories05.pdf">http://es.epa.gov/ncer/sbir/success/pdf/stories05.pdf</a>	742	0.78%	72
17.	<a href="http://es.epa.gov/ncer/nano/lectures/teague_042505_presentation.pdf">http://es.epa.gov/ncer/nano/lectures/teague_042505_presentation.pdf</a>	728	0.77%	49
18.	<a href="http://es.epa.gov/ncer/nano/lectures/shah92605.pdf">http://es.epa.gov/ncer/nano/lectures/shah92605.pdf</a>	722	0.76%	88
19.	<a href="http://es.epa.gov/ncer/science/pm/hei/DieselSpecialReport02.pdf">http://es.epa.gov/ncer/science/pm/hei/DieselSpecialReport02.pdf</a>	700	0.74%	82
20.	<a href="http://es.epa.gov/ncer/nano/lectures/roco_04_18_05_presentation.pdf">http://es.epa.gov/ncer/nano/lectures/roco_04_18_05_presentation.pdf</a>	694	0.73%	57
21.	<a href="http://es.epa.gov/ncer/publications/meetings/8-18-04/pdf/drzal_greenManf.pdf">http://es.epa.gov/ncer/publications/meetings/8-18-04/pdf/drzal_greenManf.pdf</a>	626	0.66%	73
22.	<a href="http://es.epa.gov/ncer/publications/nano/pdf/Rama.pdf">http://es.epa.gov/ncer/publications/nano/pdf/Rama.pdf</a>	625	0.66%	55
23.	<a href="http://es.epa.gov/ncer/sbir/2005SBIRfactsheet.pdf">http://es.epa.gov/ncer/sbir/2005SBIRfactsheet.pdf</a>	606	0.64%	475
24.	<a href="http://es.epa.gov/ncer/publications/meetings/8-18-04/pdf/wang.pdf">http://es.epa.gov/ncer/publications/meetings/8-18-04/pdf/wang.pdf</a>	602	0.63%	69
25.	<a href="http://es.epa.gov/ncer/publications/regions/5/pdf/plewa7_14_2004.pdf">http://es.epa.gov/ncer/publications/regions/5/pdf/plewa7_14_2004.pdf</a>	599	0.63%	81
26.	<a href="http://es.epa.gov/ncer/nano/lectures/merzbacher_05_02_05_presentation.pdf">http://es.epa.gov/ncer/nano/lectures/merzbacher_05_02_05_presentation.pdf</a>	583	0.61%	120
27.	<a href="http://es.epa.gov/ncer/publications/workshop/microorganisms_drinking_water_proceedings.pdf">http://es.epa.gov/ncer/publications/workshop/microorganisms_drinking_water_proceedings.pdf</a>	537	0.57%	68

	<b>Downloaded Files</b>	<b>Downloads</b>	<b>% Downloads</b>	<b>Visits</b>
28.	<a href="http://es.epa.gov/ncer/publications/meetings/8-18-04/pdf/EPA2004Goerge_Chumanov.pdf">http://es.epa.gov/ncer/publications/meetings/8-18-04/pdf/EPA2004Goerge_Chumanov.pdf</a>	527	0.56%	89
29.	<a href="http://es.epa.gov/ncer/publications/meetings/8-18-04/pdf/wan_y_shih_epa_grantee_meeting_8-18,21-2004_2.pdf">http://es.epa.gov/ncer/publications/meetings/8-18-04/pdf/wan_y_shih_epa_grantee_meeting_8-18,21-2004_2.pdf</a>	516	0.54%	59
30.	<a href="http://es.epa.gov/ncer/publications/starreport/starsix.pdf">http://es.epa.gov/ncer/publications/starreport/starsix.pdf</a>	487	0.51%	92
31.	<a href="http://es.epa.gov/ncer/nano/publications/2002_august_nano_star_workshop.pdf">http://es.epa.gov/ncer/nano/publications/2002_august_nano_star_workshop.pdf</a>	462	0.49%	90
32.	<a href="http://es.epa.gov/ncer/publications/meetings/8-18-04/pdf/lavine.pdf">http://es.epa.gov/ncer/publications/meetings/8-18-04/pdf/lavine.pdf</a>	427	0.45%	59
33.	<a href="http://es.epa.gov/ncer/publications/nano/pdf/BaerEPA-Workshop--SmallParticleChemistry-final.pdf">http://es.epa.gov/ncer/publications/nano/pdf/BaerEPA-Workshop--SmallParticleChemistry-final.pdf</a>	405	0.43%	67
34.	<a href="http://es.epa.gov/ncer/publications/workshop/pdf/10_20_05_ruiz_nancy.pdf">http://es.epa.gov/ncer/publications/workshop/pdf/10_20_05_ruiz_nancy.pdf</a>	402	0.42%	49
35.	<a href="http://es.epa.gov/ncer/nano/lectures/mcneil_030706.pdf">http://es.epa.gov/ncer/nano/lectures/mcneil_030706.pdf</a>	395	0.42%	59
36.	<a href="http://es.epa.gov/ncer/publications/workshop/pdf/2003star_human_health_proceedings.pdf">http://es.epa.gov/ncer/publications/workshop/pdf/2003star_human_health_proceedings.pdf</a>	394	0.42%	48
37.	<a href="http://es.epa.gov/ncer/publications/ncer/ncer_annualreport.pdf">http://es.epa.gov/ncer/publications/ncer/ncer_annualreport.pdf</a>	383	0.40%	117
38.	<a href="http://es.epa.gov/ncer/nano/lectures/shull_06_27_05_presentation.pdf">http://es.epa.gov/ncer/nano/lectures/shull_06_27_05_presentation.pdf</a>	374	0.39%	40
39.	<a href="http://es.epa.gov/ncer/publications/search/wastebatch.pdf">http://es.epa.gov/ncer/publications/search/wastebatch.pdf</a>	364	0.38%	29
40.	<a href="http://es.epa.gov/ncer/nano/lectures/maynard_06_13_05_presentation.pdf">http://es.epa.gov/ncer/nano/lectures/maynard_06_13_05_presentation.pdf</a>	332	0.35%	59
41.	<a href="http://es.epa.gov/ncer/publications/meetings/8-18-04/pdf/karn-nanogratees-8-04.pdf">http://es.epa.gov/ncer/publications/meetings/8-18-04/pdf/karn-nanogratees-8-04.pdf</a>	325	0.34%	61
42.	<a href="http://es.epa.gov/ncer/publications/meetings/8-18-04/pdf/greg_wilson.pdf">http://es.epa.gov/ncer/publications/meetings/8-18-04/pdf/greg_wilson.pdf</a>	323	0.34%	57
43.	<a href="http://es.epa.gov/ncer/publications/workshop/pdf/2001_drinking_water.pdf">http://es.epa.gov/ncer/publications/workshop/pdf/2001_drinking_water.pdf</a>	322	0.34%	42
44.	<a href="http://es.epa.gov/ncer/publications/meetings/8-18-04/pdf/larsen.pdf">http://es.epa.gov/ncer/publications/meetings/8-18-04/pdf/larsen.pdf</a>	311	0.33%	72
45.	<a href="http://es.epa.gov/ncer/publications/nano/pdf/epa.pdf">http://es.epa.gov/ncer/publications/nano/pdf/epa.pdf</a>	308	0.32%	72
46.	<a href="http://es.epa.gov/ncer/sbir/success/pdf/success_stories_old.pdf">http://es.epa.gov/ncer/sbir/success/pdf/success_stories_old.pdf</a>	301	0.32%	50
47.	<a href="http://es.epa.gov/ncer/publications/meetings/8-18-04/pdf/epa-winter.pdf">http://es.epa.gov/ncer/publications/meetings/8-18-04/pdf/epa-winter.pdf</a>	300	0.32%	73
48.	<a href="http://es.epa.gov/ncer/publications/workshop/pdf/2001_water_watersheds.pdf">http://es.epa.gov/ncer/publications/workshop/pdf/2001_water_watersheds.pdf</a>	293	0.31%	32
49.	<a href="http://es.epa.gov/ncer/publications/nano/pdf/lamNT-Tox-EPA-NSF-Talk-Breviated.pdf">http://es.epa.gov/ncer/publications/nano/pdf/lamNT-Tox-EPA-NSF-Talk-Breviated.pdf</a>	286	0.30%	107

	<b>Downloaded Files</b>	<b>Downloads</b>	<b>% Downloads</b>	<b>Visits</b>
50.	<a href="http://es.epa.gov/ncer/publications/search/toxicsbatch.pdf">http://es.epa.gov/ncer/publications/search/toxicsbatch.pdf</a>	286	0.30%	29
51.	<a href="http://es.epa.gov/ncer/publications/meetings/9-27-2004/pdf/nel.pdf">http://es.epa.gov/ncer/publications/meetings/9-27-2004/pdf/nel.pdf</a>	285	0.30%	51
52.	<a href="http://es.epa.gov/ncer/rfa/forms/epaf2003.pdf">http://es.epa.gov/ncer/rfa/forms/epaf2003.pdf</a>	273	0.29%	212
53.	<a href="http://es.epa.gov/ncer/publications/workshop/pdf/10_20_05_tratnyet_paul.pdf">http://es.epa.gov/ncer/publications/workshop/pdf/10_20_05_tratnyet_paul.pdf</a>	273	0.29%	47
54.	<a href="http://es.epa.gov/ncer/publications/meetings/8-23-2005/Black_355_d1.pdf">http://es.epa.gov/ncer/publications/meetings/8-23-2005/Black_355_d1.pdf</a>	265	0.28%	41
55.	<a href="http://es.epa.gov/ncer/publications/overview/1996_star_waterwatershed_final.pdf">http://es.epa.gov/ncer/publications/overview/1996_star_waterwatershed_final.pdf</a>	265	0.28%	68
56.	<a href="http://es.epa.gov/ncer/publications/workshop/pdf/10_26_05proceeding1.pdf">http://es.epa.gov/ncer/publications/workshop/pdf/10_26_05proceeding1.pdf</a>	261	0.28%	13
57.	<a href="http://es.epa.gov/ncer/publications/nano/pdf/Zhang.pdf">http://es.epa.gov/ncer/publications/nano/pdf/Zhang.pdf</a>	260	0.27%	49
58.	<a href="http://es.epa.gov/ncer/publications/meetings/9-9-2003/pdf/philip_berger.pdf">http://es.epa.gov/ncer/publications/meetings/9-9-2003/pdf/philip_berger.pdf</a>	260	0.27%	58
59.	<a href="http://es.epa.gov/ncer/publications/nano/pdf/Hwang.pdf">http://es.epa.gov/ncer/publications/nano/pdf/Hwang.pdf</a>	254	0.27%	72
60.	<a href="http://es.epa.gov/ncer/publications/workshop/pdf/10_26_04_valuation_session1.pdf">http://es.epa.gov/ncer/publications/workshop/pdf/10_26_04_valuation_session1.pdf</a>	251	0.26%	43
61.	<a href="http://es.epa.gov/ncer/publications/workshop/pdf/10_20_05_gheorghiu_florin.pdf">http://es.epa.gov/ncer/publications/workshop/pdf/10_20_05_gheorghiu_florin.pdf</a>	245	0.26%	41
62.	<a href="http://es.epa.gov/ncer/publications/workshop/bynd_com_sess2.pdf">http://es.epa.gov/ncer/publications/workshop/bynd_com_sess2.pdf</a>	244	0.26%	68
63.	<a href="http://es.epa.gov/ncer/publications/science_forum/posters/pdf/2004_callard.pdf">http://es.epa.gov/ncer/publications/science_forum/posters/pdf/2004_callard.pdf</a>	244	0.26%	197
64.	<a href="http://es.epa.gov/ncer/publications/workshop/pdf/10_20_05_dreher_kevin.pdf">http://es.epa.gov/ncer/publications/workshop/pdf/10_20_05_dreher_kevin.pdf</a>	237	0.25%	45
65.	<a href="http://es.epa.gov/ncer/nano/publications/pm_publications.pdf">http://es.epa.gov/ncer/nano/publications/pm_publications.pdf</a>	232	0.24%	54
66.	<a href="http://es.epa.gov/ncer/publications/workshop/Global_change_proceedings_110204.pdf">http://es.epa.gov/ncer/publications/workshop/Global_change_proceedings_110204.pdf</a>	226	0.24%	42
67.	<a href="http://es.epa.gov/ncer/centers/trc/catm/catm.pdf">http://es.epa.gov/ncer/centers/trc/catm/catm.pdf</a>	222	0.23%	32
68.	<a href="http://es.epa.gov/ncer/publications/nano/pdf/mrocoNNI_03-0915_ENVgrantees_Roco.pdf">http://es.epa.gov/ncer/publications/nano/pdf/mrocoNNI_03-0915_ENVgrantees_Roco.pdf</a>	222	0.23%	48
69.	<a href="http://es.epa.gov/ncer/publications/meetings/8-23-2005/Daughton_0915_d1.pdf">http://es.epa.gov/ncer/publications/meetings/8-23-2005/Daughton_0915_d1.pdf</a>	221	0.23%	27
70.	<a href="http://es.epa.gov/ncer/publications/workshop/indicatprw00.pdf">http://es.epa.gov/ncer/publications/workshop/indicatprw00.pdf</a>	219	0.23%	60
71.	<a href="http://es.epa.gov/ncer/publications/nano/pdf/MartinAtmosphericNanoparticles.pdf">http://es.epa.gov/ncer/publications/nano/pdf/MartinAtmosphericNanoparticles.pdf</a>	218	0.23%	23
72.	<a href="http://es.epa.gov/ncer/publications/workshop/pdf/10_26_04_valuation_session4.pdf">http://es.epa.gov/ncer/publications/workshop/pdf/10_26_04_valuation_session4.pdf</a>	213	0.22%	40
73.	<a href="http://es.epa.gov/ncer/publications/meetings/11-30-2005/pmcentersabstract.pdf">http://es.epa.gov/ncer/publications/meetings/11-30-2005/pmcentersabstract.pdf</a>	209	0.22%	27



	<b>Downloaded Files</b>	<b>Downloads</b>	<b>% Downloads</b>	<b>Visits</b>
74.	<a href="http://es.epa.gov/ncer/rfa/forms/sf424instructions.pdf">http://es.epa.gov/ncer/rfa/forms/sf424instructions.pdf</a>	209	0.22%	129
75.	<a href="http://es.epa.gov/ncer/publications/nano/pdf/sailor2003_EPA_sailor.pdf">http://es.epa.gov/ncer/publications/nano/pdf/sailor2003_EPA_sailor.pdf</a>	197	0.21%	66
76.	<a href="http://es.epa.gov/ncer/publications/meetings/8-18-04/pdf/lloyd.pdf">http://es.epa.gov/ncer/publications/meetings/8-18-04/pdf/lloyd.pdf</a>	191	0.20%	55
77.	<a href="http://es.epa.gov/ncer/publications/meetings/9-28-2004/pdf/nel.pdf">http://es.epa.gov/ncer/publications/meetings/9-28-2004/pdf/nel.pdf</a>	189	0.20%	40
78.	<a href="http://es.epa.gov/ncer/publications/regions/5/pdf/finette7_14_2004.pdf">http://es.epa.gov/ncer/publications/regions/5/pdf/finette7_14_2004.pdf</a>	184	0.19%	50
79.	<a href="http://es.epa.gov/ncer/publications/meetings/8-18-04/pdf/wilfred_chen_aug_20.pdf">http://es.epa.gov/ncer/publications/meetings/8-18-04/pdf/wilfred_chen_aug_20.pdf</a>	181	0.19%	47
80.	<a href="http://es.epa.gov/ncer/publications/nano/pdf/tomsonNSF_91503.pdf">http://es.epa.gov/ncer/publications/nano/pdf/tomsonNSF_91503.pdf</a>	180	0.19%	29
81.	<a href="http://es.epa.gov/ncer/publications/handouts/ncer_flyer.pdf">http://es.epa.gov/ncer/publications/handouts/ncer_flyer.pdf</a>	180	0.19%	90
82.	<a href="http://es.epa.gov/ncer/publications/workshop/pdf/EE-0492-03.pdf">http://es.epa.gov/ncer/publications/workshop/pdf/EE-0492-03.pdf</a>	179	0.19%	32
83.	<a href="http://es.epa.gov/ncer/rfa/forms/sf424.pdf">http://es.epa.gov/ncer/rfa/forms/sf424.pdf</a>	176	0.19%	139
84.	<a href="http://es.epa.gov/ncer/publications/meetings/8-18-04/pdf/william_trogler.pdf">http://es.epa.gov/ncer/publications/meetings/8-18-04/pdf/william_trogler.pdf</a>	172	0.18%	65
85.	<a href="http://es.epa.gov/ncer/publications/workshop/pdf/2003star_mercury_fate_transport_proceedings.pdf">http://es.epa.gov/ncer/publications/workshop/pdf/2003star_mercury_fate_transport_proceedings.pdf</a>	171	0.18%	45
86.	<a href="http://es.epa.gov/ncer/publications/meetings/8-18-04/pdf/kaf_epa_final.pdf">http://es.epa.gov/ncer/publications/meetings/8-18-04/pdf/kaf_epa_final.pdf</a>	170	0.18%	51
87.	<a href="http://es.epa.gov/ncer/publications/workshop/pdf/cisnet_workshop_abstracts.pdf">http://es.epa.gov/ncer/publications/workshop/pdf/cisnet_workshop_abstracts.pdf</a>	170	0.18%	78
88.	<a href="http://es.epa.gov/ncer/publications/starreport/starten.pdf">http://es.epa.gov/ncer/publications/starreport/starten.pdf</a>	169	0.18%	147
89.	<a href="http://es.epa.gov/ncer/publications/meetings/8-18-04/pdf/bhattacharyya.pdf">http://es.epa.gov/ncer/publications/meetings/8-18-04/pdf/bhattacharyya.pdf</a>	168	0.18%	55
90.	<a href="http://es.epa.gov/ncer/publications/workshop/pdf/10_20_05_diallo_mamadou.pdf">http://es.epa.gov/ncer/publications/workshop/pdf/10_20_05_diallo_mamadou.pdf</a>	168	0.18%	44
91.	<a href="http://es.epa.gov/ncer/publications/workshop/pdf/EE-0484-03.pdf">http://es.epa.gov/ncer/publications/workshop/pdf/EE-0484-03.pdf</a>	167	0.18%	52
92.	<a href="http://es.epa.gov/ncer/publications/meetings/8-23-2005/Gressitt_0915_d3.pdf">http://es.epa.gov/ncer/publications/meetings/8-23-2005/Gressitt_0915_d3.pdf</a>	166	0.18%	30
93.	<a href="http://es.epa.gov/ncer/nano/factsheet/nano_factsheet.pdf">http://es.epa.gov/ncer/nano/factsheet/nano_factsheet.pdf</a>	166	0.18%	133
94.	<a href="http://es.epa.gov/ncer/rfa/2004/2004_sbir_phase1.pdf">http://es.epa.gov/ncer/rfa/2004/2004_sbir_phase1.pdf</a>	163	0.17%	60
95.	<a href="http://es.epa.gov/ncer/publications/meetings/8-23-2005/Rubenstein_0850_d3.pdf">http://es.epa.gov/ncer/publications/meetings/8-23-2005/Rubenstein_0850_d3.pdf</a>	162	0.17%	40
96.	<a href="http://es.epa.gov/ncer/publications/workshop/pdf/EE-0484-09.pdf">http://es.epa.gov/ncer/publications/workshop/pdf/EE-0484-09.pdf</a>	160	0.17%	40

	<b>Downloaded Files</b>	<b>Downloads</b>	<b>% Downloads</b>	<b>Visits</b>
97.	<a href="http://es.epa.gov/ncer/publications/meetings/9-27-2004/pdf/devlin.pdf">http://es.epa.gov/ncer/publications/meetings/9-27-2004/pdf/devlin.pdf</a>	160	0.17%	52
98.	<a href="http://es.epa.gov/ncer/publications/workshop/nsf_epa.pdf">http://es.epa.gov/ncer/publications/workshop/nsf_epa.pdf</a>	159	0.17%	51
99.	<a href="http://es.epa.gov/ncer/publications/meetings/8-18-04/pdf/huang_cp.pdf">http://es.epa.gov/ncer/publications/meetings/8-18-04/pdf/huang_cp.pdf</a>	152	0.16%	47
100.	<a href="http://es.epa.gov/ncer/publications/overview/1999_star_waterwatershed_final.pdf">http://es.epa.gov/ncer/publications/overview/1999_star_waterwatershed_final.pdf</a>	150	0.16%	35
101.	<a href="http://es.epa.gov/ncer/nano/relevant_meetings/NanotoxicologyMeeting2006.pdf">http://es.epa.gov/ncer/nano/relevant_meetings/NanotoxicologyMeeting2006.pdf</a>	149	0.16%	68
102.	<a href="http://es.epa.gov/ncer/publications/epa_center_reports/FinalDraft-A CEINC-NewIndicators.pdf">http://es.epa.gov/ncer/publications/epa_center_reports/FinalDraft-A CEINC-NewIndicators.pdf</a>	149	0.16%	87
103.	<a href="http://es.epa.gov/ncer/publications/meetings/9-27-2004/pdf/godleski.pdf">http://es.epa.gov/ncer/publications/meetings/9-27-2004/pdf/godleski.pdf</a>	148	0.16%	57
104.	<a href="http://es.epa.gov/ncer/publications/workshop/pdf/10_20_05_henn_keith.pdf">http://es.epa.gov/ncer/publications/workshop/pdf/10_20_05_henn_keith.pdf</a>	147	0.15%	44
105.	<a href="http://es.epa.gov/ncer/publications/workshop/pdf/EE-0475-07.pdf">http://es.epa.gov/ncer/publications/workshop/pdf/EE-0475-07.pdf</a>	147	0.15%	48
106.	<a href="http://es.epa.gov/ncer/sbir/rtp_sbir_meeting.pdf">http://es.epa.gov/ncer/sbir/rtp_sbir_meeting.pdf</a>	146	0.15%	42
107.	<a href="http://es.epa.gov/ncer/rfa/forms/guidance.pdf">http://es.epa.gov/ncer/rfa/forms/guidance.pdf</a>	146	0.15%	133
108.	<a href="http://es.epa.gov/ncer/publications/meetings/9-27-2004/pdf/froines.pdf">http://es.epa.gov/ncer/publications/meetings/9-27-2004/pdf/froines.pdf</a>	142	0.15%	38
109.	<a href="http://es.epa.gov/ncer/rfa/forms/sf424.doc">http://es.epa.gov/ncer/rfa/forms/sf424.doc</a>	142	0.15%	137
110.	<a href="http://es.epa.gov/ncer/publications/starreport/starfive.pdf">http://es.epa.gov/ncer/publications/starreport/starfive.pdf</a>	140	0.15%	116
111.	<a href="http://es.epa.gov/ncer/publications/epa_center_reports/FinalOutput_EaGLENewTools2005.pdf">http://es.epa.gov/ncer/publications/epa_center_reports/FinalOutput_EaGLENewTools2005.pdf</a>	139	0.15%	61
112.	<a href="http://es.epa.gov/ncer/rfa/forms/electronic_filing_instr.pdf">http://es.epa.gov/ncer/rfa/forms/electronic_filing_instr.pdf</a>	138	0.15%	121
113.	<a href="http://es.epa.gov/ncer/publications/workshop/pdf/EE-0492-01.pdf">http://es.epa.gov/ncer/publications/workshop/pdf/EE-0492-01.pdf</a>	138	0.15%	41
114.	<a href="http://es.epa.gov/ncer/publications/meetings/8-18-04/pdf/sadik_epanano_prez.pdf">http://es.epa.gov/ncer/publications/meetings/8-18-04/pdf/sadik_epanano_prez.pdf</a>	138	0.15%	45
115.	<a href="http://es.epa.gov/ncer/sbir/2000sbir.pdf">http://es.epa.gov/ncer/sbir/2000sbir.pdf</a>	138	0.15%	75
116.	<a href="http://es.epa.gov/ncer/publications/regions/5/pdf/reeves7_14_2004.pdf">http://es.epa.gov/ncer/publications/regions/5/pdf/reeves7_14_2004.pdf</a>	137	0.14%	37
117.	<a href="http://es.epa.gov/ncer/rfa/forms/support.pdf">http://es.epa.gov/ncer/rfa/forms/support.pdf</a>	137	0.14%	105
118.	<a href="http://es.epa.gov/ncer/publications/meetings/9-28-2004/pdf/bonham.pdf">http://es.epa.gov/ncer/publications/meetings/9-28-2004/pdf/bonham.pdf</a>	136	0.14%	49
119.	<a href="http://es.epa.gov/ncer/publications/nano/pdf/FeinNano.pdf">http://es.epa.gov/ncer/publications/nano/pdf/FeinNano.pdf</a>	135	0.14%	36
120.	<a href="http://es.epa.gov/ncer/events/news/2005/lasat_jeq.pdf">http://es.epa.gov/ncer/events/news/2005/lasat_jeq.pdf</a>	135	0.14%	95

	<b>Downloaded Files</b>	<b>Downloads</b>	<b>% Downloads</b>	<b>Visits</b>
121.	<a href="http://es.epa.gov/ncer/publications/meetings/8-18-04/pdf/beaver-2.pdf">http://es.epa.gov/ncer/publications/meetings/8-18-04/pdf/beaver-2.pdf</a>	135	0.14%	49
122.	<a href="http://es.epa.gov/ncer/publications/overview/1999_star_eco_indicators.pdf">http://es.epa.gov/ncer/publications/overview/1999_star_eco_indicators.pdf</a>	134	0.14%	48
123.	<a href="http://es.epa.gov/ncer/publications/archive/csidoc.pdf">http://es.epa.gov/ncer/publications/archive/csidoc.pdf</a>	134	0.14%	55
124.	<a href="http://es.epa.gov/ncer/publications/workshop/pdf/EE-0492-02.pdf">http://es.epa.gov/ncer/publications/workshop/pdf/EE-0492-02.pdf</a>	134	0.14%	36
125.	<a href="http://es.epa.gov/ncer/publications/workshop/pdf/EE-0475-05.pdf">http://es.epa.gov/ncer/publications/workshop/pdf/EE-0475-05.pdf</a>	133	0.14%	44
126.	<a href="http://es.epa.gov/ncer/fellow/fellow_news_letter.pdf">http://es.epa.gov/ncer/fellow/fellow_news_letter.pdf</a>	133	0.14%	59
127.	<a href="http://es.epa.gov/ncer/publications/meetings/8-18-04/pdf/epa_grantee_meeting_talk_08-19-04-yongsheng.pdf">http://es.epa.gov/ncer/publications/meetings/8-18-04/pdf/epa_grantee_meeting_talk_08-19-04-yongsheng.pdf</a>	132	0.14%	82
128.	<a href="http://es.epa.gov/ncer/publications/meetings/8-23-2005/Glassmeyer_1025_d2.pdf">http://es.epa.gov/ncer/publications/meetings/8-23-2005/Glassmeyer_1025_d2.pdf</a>	132	0.14%	33
129.	<a href="http://es.epa.gov/ncer/publications/workshop/pdf/11_03_05_hargreaves.pdf">http://es.epa.gov/ncer/publications/workshop/pdf/11_03_05_hargreaves.pdf</a>	131	0.14%	26
130.	<a href="http://es.epa.gov/ncer/publications/workshop/pdf/10_26_04_valuation_session3_part2.pdf">http://es.epa.gov/ncer/publications/workshop/pdf/10_26_04_valuation_session3_part2.pdf</a>	130	0.14%	22
131.	<a href="http://es.epa.gov/ncer/publications/staff/HSRC_rem.pdf">http://es.epa.gov/ncer/publications/staff/HSRC_rem.pdf</a>	130	0.14%	106
132.	<a href="http://es.epa.gov/ncer/science/pm/hei/Rean-part2.pdf">http://es.epa.gov/ncer/science/pm/hei/Rean-part2.pdf</a>	129	0.14%	28
133.	<a href="http://es.epa.gov/ncer/publications/regions/5/pdf/an7_14_2004.pdf">http://es.epa.gov/ncer/publications/regions/5/pdf/an7_14_2004.pdf</a>	129	0.14%	40
134.	<a href="http://es.epa.gov/ncer/fellow/posters/ppt/montie_2004_star.pdf">http://es.epa.gov/ncer/fellow/posters/ppt/montie_2004_star.pdf</a>	129	0.14%	105
135.	<a href="http://es.epa.gov/ncer/science/pm/hei/Rean-ExecSumm.pdf">http://es.epa.gov/ncer/science/pm/hei/Rean-ExecSumm.pdf</a>	129	0.14%	34
136.	<a href="http://es.epa.gov/ncer/publications/workshop/pdf/EE-0484-04.pdf">http://es.epa.gov/ncer/publications/workshop/pdf/EE-0484-04.pdf</a>	127	0.13%	46
137.	<a href="http://es.epa.gov/ncer/sbir/success/pdf/mercury.pdf">http://es.epa.gov/ncer/sbir/success/pdf/mercury.pdf</a>	127	0.13%	108
138.	<a href="http://es.epa.gov/ncer/publications/meetings/8-23-2005/Armstrong_150_d2.pdf">http://es.epa.gov/ncer/publications/meetings/8-23-2005/Armstrong_150_d2.pdf</a>	125	0.13%	34
139.	<a href="http://es.epa.gov/ncer/publications/nano/pdf/Latour Nano-Envir Wkshp.pdf">http://es.epa.gov/ncer/publications/nano/pdf/Latour Nano-Envir Wkshp.pdf</a>	124	0.13%	46
140.	<a href="http://es.epa.gov/ncer/rfa/forms/keycontacts.pdf">http://es.epa.gov/ncer/rfa/forms/keycontacts.pdf</a>	124	0.13%	121
141.	<a href="http://es.epa.gov/ncer/publications/starreport/starmine.pdf">http://es.epa.gov/ncer/publications/starreport/starmine.pdf</a>	123	0.13%	79
142.	<a href="http://es.epa.gov/ncer/rfa/forms/keycon.doc">http://es.epa.gov/ncer/rfa/forms/keycon.doc</a>	123	0.13%	118
143.	<a href="http://es.epa.gov/ncer/other/archive/98ugfor.pdf">http://es.epa.gov/ncer/other/archive/98ugfor.pdf</a>	117	0.12%	14


	<b>Downloaded Files</b>	<b>Downloads</b>	<b>% Downloads</b>	<b>Visits</b>
144.	<a href="http://es.epa.gov/ncer/publications/workshop/pdf/10_20_05_mach_richard.pdf">http://es.epa.gov/ncer/publications/workshop/pdf/10_20_05_mach_richard.pdf</a>	117	0.12%	27
145.	<a href="http://es.epa.gov/ncer/fellow/posters/ppt/lafranchi_2004_star.pdf">http://es.epa.gov/ncer/fellow/posters/ppt/lafranchi_2004_star.pdf</a>	117	0.12%	74
146.	<a href="http://es.epa.gov/ncer/sbir/success/pdf/atmi_success.pdf">http://es.epa.gov/ncer/sbir/success/pdf/atmi_success.pdf</a>	116	0.12%	43
147.	<a href="http://es.epa.gov/ncer/publications/handouts/conference_flyer.pdf">http://es.epa.gov/ncer/publications/handouts/conference_flyer.pdf</a>	116	0.12%	94
148.	<a href="http://es.epa.gov/ncer/publications/nano/pdf/BatteasNano-Agro.pdf">http://es.epa.gov/ncer/publications/nano/pdf/BatteasNano-Agro.pdf</a>	116	0.12%	32
149.	<a href="http://es.epa.gov/ncer/publications/workshop/pdf/2002_decison_making_proceedings.pdf">http://es.epa.gov/ncer/publications/workshop/pdf/2002_decison_making_proceedings.pdf</a>	115	0.12%	48
150.	<a href="http://es.epa.gov/ncer/publications/overview/1997_star_waterwatershed_final.pdf">http://es.epa.gov/ncer/publications/overview/1997_star_waterwatershed_final.pdf</a>	114	0.12%	42
151.	<a href="http://es.epa.gov/ncer/sbir/success/pdf/niton_success.pdf">http://es.epa.gov/ncer/sbir/success/pdf/niton_success.pdf</a>	114	0.12%	51
152.	<a href="http://es.epa.gov/ncer/rfa/forms/currpen.doc">http://es.epa.gov/ncer/rfa/forms/currpen.doc</a>	113	0.12%	108
153.	<a href="http://es.epa.gov/ncer/publications/workshop/pdf/10_20_05_vance_david.pdf">http://es.epa.gov/ncer/publications/workshop/pdf/10_20_05_vance_david.pdf</a>	113	0.12%	29
154.	<a href="http://es.epa.gov/ncer/publications/overview/1997_fellowship_tech_conference.pdf">http://es.epa.gov/ncer/publications/overview/1997_fellowship_tech_conference.pdf</a>	112	0.12%	57
155.	<a href="http://es.epa.gov/ncer/publications/workshop/pdf/10_20_05_sedlak_david.pdf">http://es.epa.gov/ncer/publications/workshop/pdf/10_20_05_sedlak_david.pdf</a>	112	0.12%	29
156.	<a href="http://es.epa.gov/ncer/publications/meetings/8-23-2005/Armbrust_1005_d1.pdf">http://es.epa.gov/ncer/publications/meetings/8-23-2005/Armbrust_1005_d1.pdf</a>	112	0.12%	25
157.	<a href="http://es.epa.gov/ncer/fellow/posters/ppt/anderson_2004_star.pdf">http://es.epa.gov/ncer/fellow/posters/ppt/anderson_2004_star.pdf</a>	110	0.12%	88
158.	<a href="http://es.epa.gov/ncer/fellow/posters/ppt/shanahan_2004_star.pdf">http://es.epa.gov/ncer/fellow/posters/ppt/shanahan_2004_star.pdf</a>	109	0.11%	82
159.	<a href="http://es.epa.gov/ncer/publications/science_forum/posters/pdf/2004_richardson.pdf">http://es.epa.gov/ncer/publications/science_forum/posters/pdf/2004_richardson.pdf</a>	108	0.11%	96
160.	<a href="http://es.epa.gov/ncer/publications/meetings/9-28-2004/pdf/kipen.pdf">http://es.epa.gov/ncer/publications/meetings/9-28-2004/pdf/kipen.pdf</a>	108	0.11%	65
161.	<a href="http://es.epa.gov/ncer/publications/workshop/cisnetprw00.pdf">http://es.epa.gov/ncer/publications/workshop/cisnetprw00.pdf</a>	106	0.11%	38
162.	<a href="http://es.epa.gov/ncer/publications/meetings/8-23-2005/finalsummary.pdf">http://es.epa.gov/ncer/publications/meetings/8-23-2005/finalsummary.pdf</a>	106	0.11%	86
163.	<a href="http://es.epa.gov/ncer/publications/nano/pdf/GaudianaKonarka_Overview_-_September_8,_2003.pdf">http://es.epa.gov/ncer/publications/nano/pdf/GaudianaKonarka_Overview_-_September_8,_2003.pdf</a>	106	0.11%	24
164.	<a href="http://es.epa.gov/ncer/publications/workshop/pdf/10_20_05_kovalick_walt_plenary.pdf">http://es.epa.gov/ncer/publications/workshop/pdf/10_20_05_kovalick_walt_plenary.pdf</a>	105	0.11%	28
165.	<a href="http://es.epa.gov/ncer/publications/meetings/8-18-04/pdf/nancy_monteiro.pdf">http://es.epa.gov/ncer/publications/meetings/8-18-04/pdf/nancy_monteiro.pdf</a>	104	0.11%	55
166.	<a href="http://es.epa.gov/ncer/cns/poster.pdf">http://es.epa.gov/ncer/cns/poster.pdf</a>	103	0.11%	88

	<b>Downloaded Files</b>	<b>Downloads</b>	<b>% Downloads</b>	<b>Visits</b>
167.	<a href="http://es.epa.gov/ncer/publications/overview/1997_star_eco_indicators.pdf">http://es.epa.gov/ncer/publications/overview/1997_star_eco_indicators.pdf</a>	103	0.11%	41
168.	<a href="http://es.epa.gov/ncer/fellow/posters/ppt/nason_2004_star.pdf">http://es.epa.gov/ncer/fellow/posters/ppt/nason_2004_star.pdf</a>	103	0.11%	81
169.	<a href="http://es.epa.gov/ncer/briefings/nheerl/ncer_bioaccumulation.pdf">http://es.epa.gov/ncer/briefings/nheerl/ncer_bioaccumulation.pdf</a>	103	0.11%	18
170.	<a href="http://es.epa.gov/ncer/rfa/forms/424b.pdf">http://es.epa.gov/ncer/rfa/forms/424b.pdf</a>	102	0.11%	88
171.	<a href="http://es.epa.gov/ncer/publications/meetings/9-27-2004/pdf/oberdorster.pdf">http://es.epa.gov/ncer/publications/meetings/9-27-2004/pdf/oberdorster.pdf</a>	102	0.11%	42
172.	<a href="http://es.epa.gov/ncer/publications/meetings/9-27-2004/pdf/chen.pdf">http://es.epa.gov/ncer/publications/meetings/9-27-2004/pdf/chen.pdf</a>	102	0.11%	41
173.	<a href="http://es.epa.gov/ncer/publications/workshop/pdf/10_20_05_quinn_jacqueline.pdf">http://es.epa.gov/ncer/publications/workshop/pdf/10_20_05_quinn_jacqueline.pdf</a>	102	0.11%	32
174.	<a href="http://es.epa.gov/ncer/sbir/success/pdf/gasphase.pdf">http://es.epa.gov/ncer/sbir/success/pdf/gasphase.pdf</a>	102	0.11%	94
175.	<a href="http://es.epa.gov/ncer/rfa/forms/electronic_filing_instr.doc">http://es.epa.gov/ncer/rfa/forms/electronic_filing_instr.doc</a>	101	0.11%	97
176.	<a href="http://es.epa.gov/ncer/sbir/success/pdf/replacement.pdf">http://es.epa.gov/ncer/sbir/success/pdf/replacement.pdf</a>	101	0.11%	76
177.	<a href="http://es.epa.gov/ncer/publications/meetings/8-23-2005/Buzby_300_d2.pdf">http://es.epa.gov/ncer/publications/meetings/8-23-2005/Buzby_300_d2.pdf</a>	101	0.11%	26
178.	<a href="http://es.epa.gov/ncer/publications/science_forum/posters/pdf/2004_miller.pdf">http://es.epa.gov/ncer/publications/science_forum/posters/pdf/2004_miller.pdf</a>	101	0.11%	87
179.	<a href="http://es.epa.gov/ncer/publications/meetings/9-15-2003/pdf/BaerEPA-Workshop--SmallP articleChemistry-final.pdf">http://es.epa.gov/ncer/publications/meetings/9-15-2003/pdf/BaerEPA-Workshop--SmallP articleChemistry-final.pdf</a>	100	0.11%	33
180.	<a href="http://es.epa.gov/ncer/publications/meetings/11-30-2005/Rochester_PM_Center_Kickoff.pdf">http://es.epa.gov/ncer/publications/meetings/11-30-2005/Rochester_PM_Center_Kickoff.pdf</a>	99	0.10%	23
181.	<a href="http://es.epa.gov/ncer/briefings/nheerl/ncer_healtheffects.pdf">http://es.epa.gov/ncer/briefings/nheerl/ncer_healtheffects.pdf</a>	98	0.10%	24
182.	<a href="http://es.epa.gov/ncer/publications/tribal/tribal_fact_sheet_final_4-16-04.pdf">http://es.epa.gov/ncer/publications/tribal/tribal_fact_sheet_final_4-16-04.pdf</a>	98	0.10%	95
183.	<a href="http://es.epa.gov/ncer/fellow/gro/epa_mai_survey_report_final.pdf">http://es.epa.gov/ncer/fellow/gro/epa_mai_survey_report_final.pdf</a>	98	0.10%	86
184.	<a href="http://es.epa.gov/ncer/publications/meetings/8-18-04/pdf/wilfred_chen_2.pdf">http://es.epa.gov/ncer/publications/meetings/8-18-04/pdf/wilfred_chen_2.pdf</a>	98	0.10%	44
185.	<a href="http://es.epa.gov/ncer/publications/starreport/starone.pdf">http://es.epa.gov/ncer/publications/starreport/starone.pdf</a>	97	0.10%	92
186.	<a href="http://es.epa.gov/ncer/publications/workshop/pdf/EE-0484-02.pdf">http://es.epa.gov/ncer/publications/workshop/pdf/EE-0484-02.pdf</a>	97	0.10%	42
187.	<a href="http://es.epa.gov/ncer/rfa/forms/424b.doc">http://es.epa.gov/ncer/rfa/forms/424b.doc</a>	97	0.10%	94
188.	<a href="http://es.epa.gov/ncer/publications/workshop/pdf/10_20_05_kargbo_david.pdf">http://es.epa.gov/ncer/publications/workshop/pdf/10_20_05_kargbo_david.pdf</a>	97	0.10%	29
189.	<a href="http://es.epa.gov/ncer/publications/starreport/starseven.pdf">http://es.epa.gov/ncer/publications/starreport/starseven.pdf</a>	96	0.10%	50

	<b>Downloaded Files</b>	<b>Downloads</b>	<b>% Downloads</b>	<b>Visits</b>
190.	<a href="http://es.epa.gov/ncer/nano/lectures/bergeson_05_09_05.pdf">http://es.epa.gov/ncer/nano/lectures/bergeson_05_09_05.pdf</a>	96	0.10%	86
191.	<a href="http://es.epa.gov/ncer/publications/meetings/8-18-04/pdf/edwin_kan_2.pdf">http://es.epa.gov/ncer/publications/meetings/8-18-04/pdf/edwin_kan_2.pdf</a>	95	0.10%	36
192.	<a href="http://es.epa.gov/ncer/sbir/success/pdf/novelliquid.pdf">http://es.epa.gov/ncer/sbir/success/pdf/novelliquid.pdf</a>	94	0.10%	88
193.	<a href="http://es.epa.gov/ncer/fellow/fellowforms.pdf">http://es.epa.gov/ncer/fellow/fellowforms.pdf</a>	93	0.10%	61
194.	<a href="http://es.epa.gov/ncer/nano/lectures/moore_06_06_05_presentation.pdf">http://es.epa.gov/ncer/nano/lectures/moore_06_06_05_presentation.pdf</a>	93	0.10%	45
195.	<a href="http://es.epa.gov/ncer/rfa/2004/2004_sbir_phase1_haz-waste.pdf">http://es.epa.gov/ncer/rfa/2004/2004_sbir_phase1_haz-waste.pdf</a>	93	0.10%	41
196.	<a href="http://es.epa.gov/ncer/rfa/2006/staa_guideline_2006.pdf">http://es.epa.gov/ncer/rfa/2006/staa_guideline_2006.pdf</a>	92	0.10%	84
197.	<a href="http://es.epa.gov/ncer/publications/nano/pdf/frangioniNSF_Nanotech_QDs.pdf">http://es.epa.gov/ncer/publications/nano/pdf/frangioniNSF_Nanotech_QDs.pdf</a>	92	0.10%	43
198.	<a href="http://es.epa.gov/ncer/p3/current/instructions.pdf">http://es.epa.gov/ncer/p3/current/instructions.pdf</a>	92	0.10%	76
199.	<a href="http://es.epa.gov/ncer/p3/p3_factsheet.pdf">http://es.epa.gov/ncer/p3/p3_factsheet.pdf</a>	92	0.10%	84
200.	<a href="http://es.epa.gov/ncer/publications/meetings/8-18-04/pdf/epa_review_2004_subramanian.pdf">http://es.epa.gov/ncer/publications/meetings/8-18-04/pdf/epa_review_2004_subramanian.pdf</a>	91	0.10%	39
	<b>Other</b>	<b>35,854</b>	<b>37.80%</b>	<b>29,832</b>
	<b>Total</b>	<b>94,855</b>	<b>100.00%</b>	<b>44,172</b>

items 1-200 of 200

**Downloaded Files - Help Card**

 **Column Definitions**

**Files**  
The path and filename of the file being analyzed.

**Downloads**  
Number of times the specified file was downloaded by a visitor. If an error occurred during a transfer, the transfer is not counted. Note that downloaded PDF files may cause an inflated count.

**Visits**  
Number of visits that accessed the specified files. A visit is a series of actions that begins when a visitor views their first page from the server, and ends when the visitor leaves the site or remains idle beyond the idle-time limit. The default idle-time limit is thirty minutes. This time limit can be changed by the system administrator.

---



### **Report Descriptions**

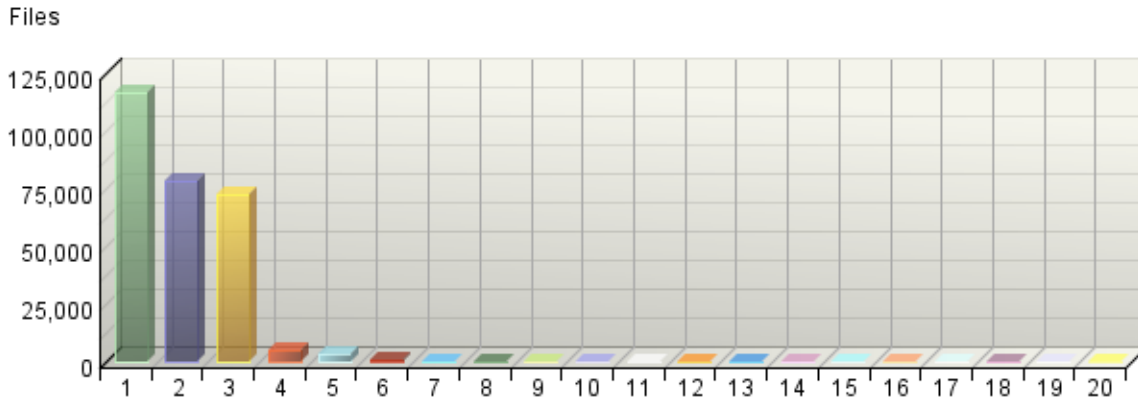
If you are using an SDC data source, then this report is not applicable.

This information shows you the most popular downloadable files on your web site. Files that don't appear on the list, or appear low on the list, may require maintenance such as decreasing the file size, improving link placement, or elimination to make room for more popular content.

# Accessed File Types

This report identifies the types of files accessed on your site and the total number of kilobytes of data transferred for each file type. Cached requests and erred hits are excluded from the totals.

Accessed File Types by Files



Accessed File Types


File Type	Files	% Files	Kbytes Transferred
1. html	116,572	42.02%	6,095,872
2. pdf	78,453	28.28%	19,732,357
3. htm	72,677	26.20%	1,491,945
4. swf	5,404	1.95%	231,207
5. ppt	2,997	1.08%	9,754,097
6. doc	787	0.28%	48,307
7. wpd	165	0.06%	4,343
8. mpg	107	0.04%	88,376
9. scc	106	0.04%	36
10. map	74	0.03%	14
11. wp5	15	0.01%	499
12. eps	14	0.01%	5,784
13. sit	13	0.00%	234
14. hold	11	0.00%	469
15. mov	5	0.00%	9,187
16. jbf	4	0.00%	166
17. zip	4	0.00%	2,143
18. rm	3	0.00%	15,468



	<b>File Type</b>	<b>Files</b>	<b>% Files</b>	<b>Kbytes Transferred</b>
19.	old	2	0.00%	6
20.	db	1	0.00%	144
<b>Total</b>		<b>277,414</b>	<b>100.00%</b>	<b>37,480,642</b>

items 1-20 of 20

**Accessed File Types - Help Card**




**Column Definitions**

**File Type**  
Identifies types of files by their file extension. For example, a file named graphic.gif is identified as type "gif."

**Files**  
Number of files of the specified type accessed by visitors to your site.

**Kbytes Transferred**  
Number of kilobytes of data transferred for all files of the specified type.

---



**Report Descriptions**

This report provides general statistics for the type of data that visitors access on your site.

# Uploaded Files

This report identifies the most popular files uploaded from a client to your servers using FTP PUT, HTTP PUT, or HTTP POST.

## Uploaded Files

No data is available for this graph.

## Uploaded Files

No data is available for this table.

### Uploaded Files - Help Card



#### Column Definitions

##### Files

The path and filename of the uploaded file being analyzed. Uploaded files correspond to a POST entry in the web server log file. If the field names are provided, then you will find the uploaded files listed in the METHOD field.

##### Visits

Number of visits to your site where the specified file was uploaded to your servers. A visit is a series of actions that begins when a visitor views their first page from the server, and ends when the visitor leaves the site or remains idle beyond the idle-time limit. The default idle-time limit is thirty minutes. This time limit can be changed by the system administrator.

##### Uploads

Number of times the specified file was uploaded to your site. If an error occurred during a transfer, the transfer is not counted.



#### Report Descriptions

If you are using an SDC data source, then this report is not applicable.

This report presents information on files that were uploaded to your servers during the period of the report. You may want to run virus scans on uploaded files.