

NCER Monthly Statistics

Monthly View: June 2007

June 1, 2007 12:00:00 AM – June 30, 2007 11:59:59 PM

This report was generated by WebTrends 7 - Enterprise, Version: 7.5, Build: 16366 .
Tuesday, August 7, 2007 2:38:14 PM
Final report conversion by WebTrends Report Exporter, Version 7.5 (build 16363)

Copyright (C) 1996-2005 WebTrends Inc. All rights reserved.

Table of Contents

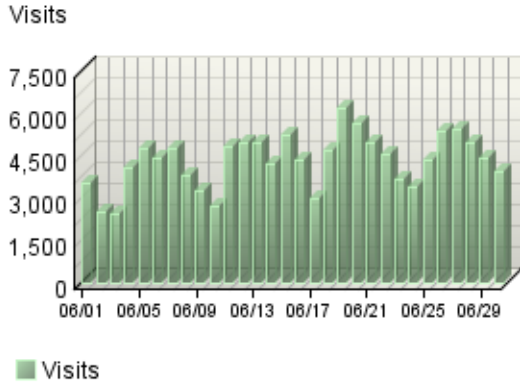
Overview Dashboard	1
Visitors Dashboard	3
Pages Dashboard	6
Navigation Dashboard	8
Technical Dashboard	9
Activity Dashboard	11
Browsers and Platforms Dashboard	13
Visitors Dashboard	15
Top Visitors	18
New vs. Return Visits	31
Visitors by Number of Visits	33
Visitors Trend	35
Visits Trend	41
Organizations	43
Domain Names	75
Top-Level Domain Types	82
Geography Dashboard	85
Regions	86
Countries	88
North American States and Provinces	94
Cities	97
Pages Dashboard	104
Pages	106
Content Groups	137
Directories	139
Files Dashboard	142
Downloaded Files	143

Accessed File Types	154
Uploaded Files	156
Navigation Dashboard	157

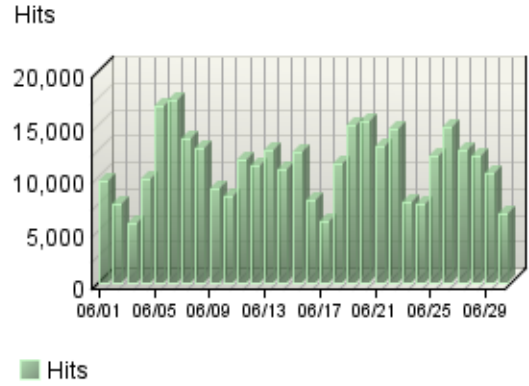
Overview Dashboard

This displays key graphs and tables that provide an overview of the entire report. When viewing through the on-demand interface, you can click on the title of a graph or table to navigate to the corresponding page.

Visits Trend



Hits Trend



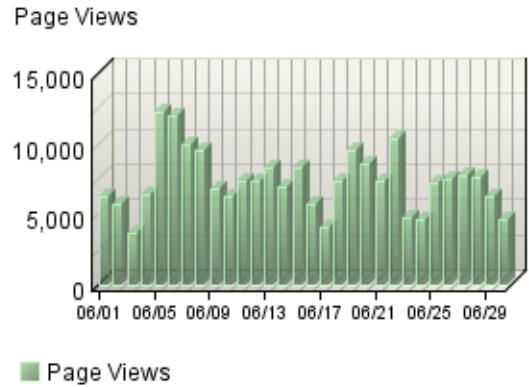
Visitor Summary

Visitors	42,792
Visitors Who Visited Once	34,023
Visitors Who Visited More Than Once	8,769
Average Visits per Visitor	3.03

Visit Summary

Visits	129,721
Average per Day	4,324
Average Visit Duration	00:13:03
Median Visit Duration	00:02:34
International Visits	12.93%
Visits of Unknown Origin	0.00%
Visits from Your Country: United States (US)	87.07%

Page Views Trend



Hit Summary

Successful Hits for Entire Site	334,289
Average Hits per Day	11,142
Home Page Hits	5,048

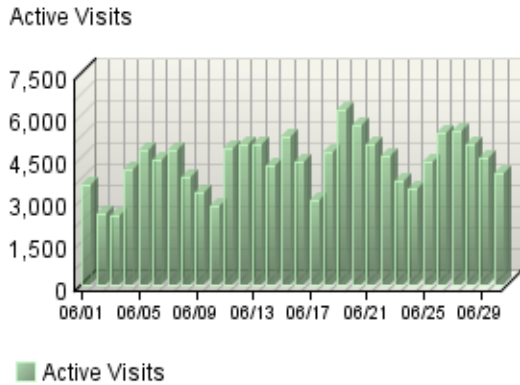
Page View Summary

Page Views	220,679
Average per Day	7,355
Average Page Views per Visit	1.7

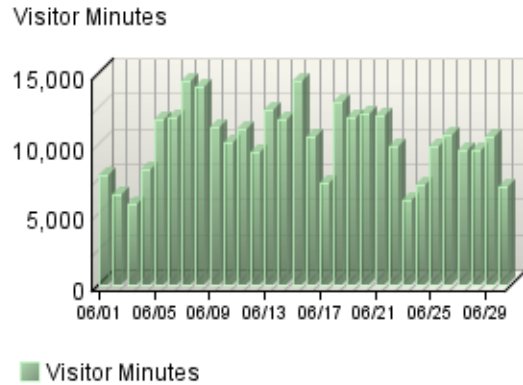
Visitors Dashboard

This displays key graphs and tables that provide an overview of the Visitors chapter. When viewing through the on-demand interface, you can click on the title of a graph or table to navigate to the corresponding page.

Active Visits Trend



Visitor Minutes Trend



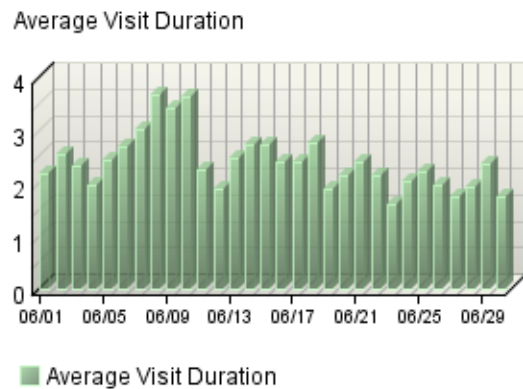
Visitor Summary

Visitors	42,792
Visitors Who Visited Once	34,023
Visitors Who Visited More Than Once	8,769
Average Visits per Visitor	3.03

Visit Summary

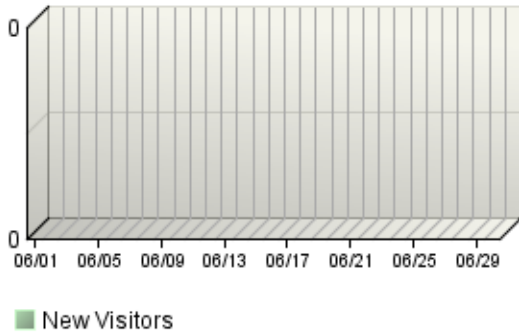
Visits	129,721
Average per Day	4,324
Average Visit Duration	00:13:03
Median Visit Duration	00:02:34
International Visits	12.93%
Visits of Unknown Origin	0.00%
Visits from Your Country: United States (US)	87.07%

Average Length of Visit Trend



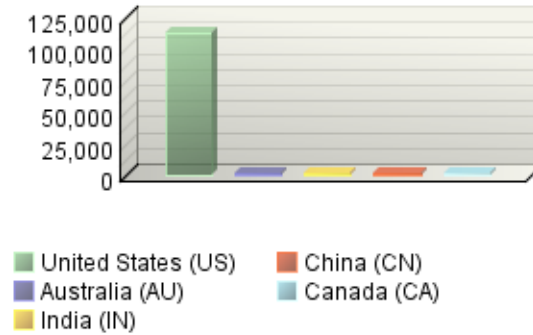
New Visitors Trend

New Visitors



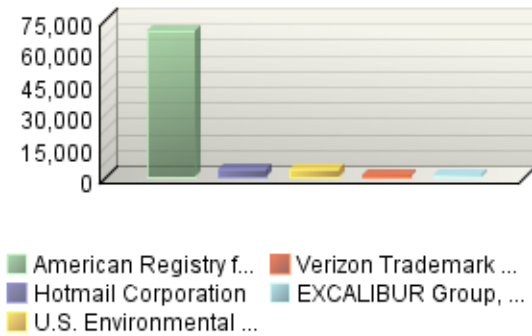
Countries

Visits



Organizations

Visits

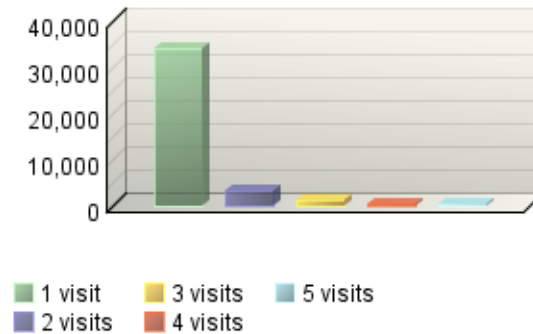


Authenticated Usernames

No data is available for this graph.

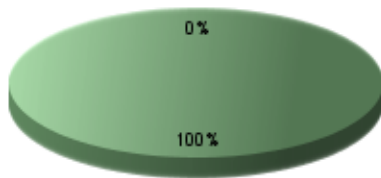
Visitors by Number of Visits

Visitors



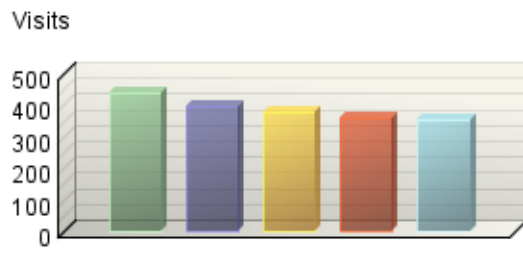
New vs. Return Visits

Visits



- Returning Visitors
- Visitors Not Accepting Cookies

Top Visitors

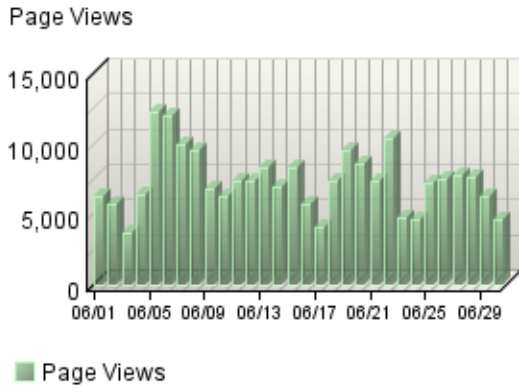


- 64.27.13.129_-
- 207.46.98.148_msn...
- livebot-207-46-98-1...
- 65.55.210.95_msnb...
- 65.55.210.94_msnb...

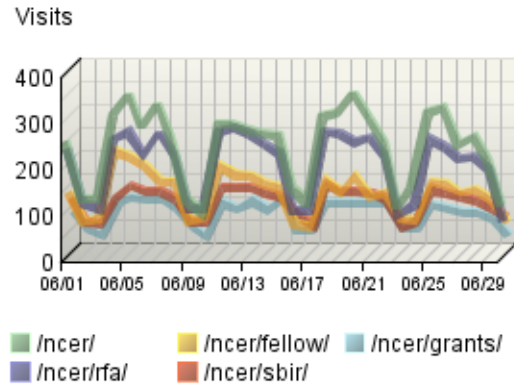
Pages Dashboard

This displays key graphs and tables that provide an overview of the Pages chapter. When viewing through the on-demand interface, you can click on the title of a graph or table to navigate to the corresponding page.

Page Views Trend



Pages Trend



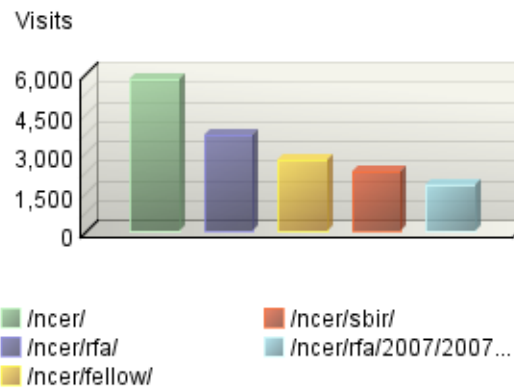
Content Groups

No data is available for this graph.

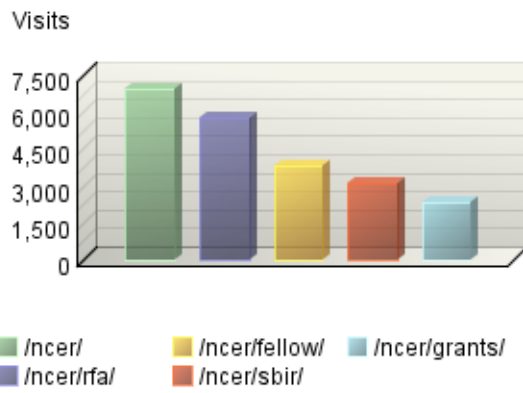
Page View Summary

Page Views	220,679
Average per Day	7,355
Average Page Views per Visit	1.7

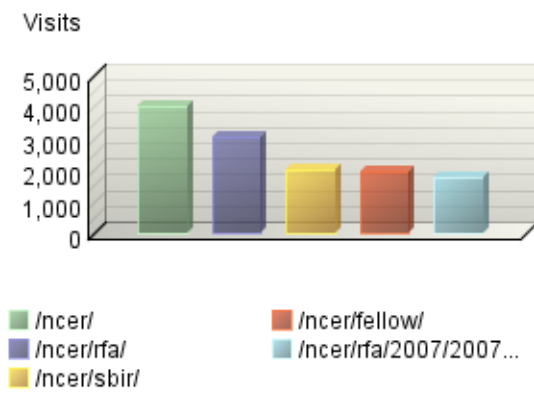
Entry Pages



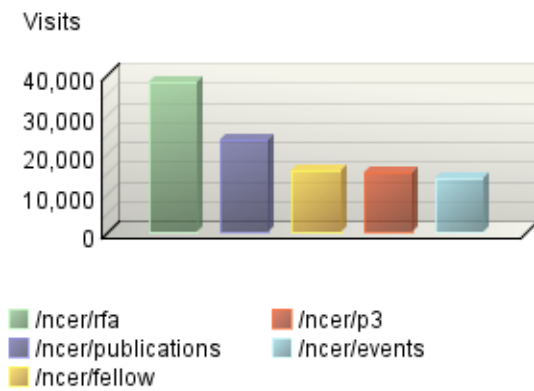
Pages



Exit Pages



Directories

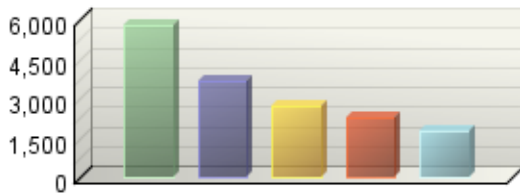


Navigation Dashboard

This dashboard summarizes important information related to online navigation.

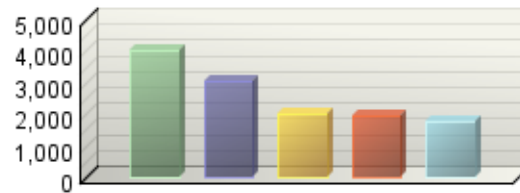
Entry Pages

Visits



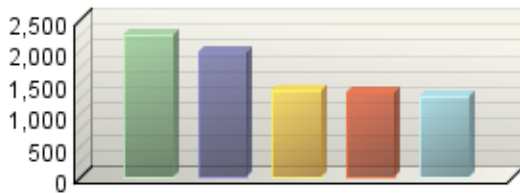
Exit Pages

Visits



Single-Page Visits

Visits

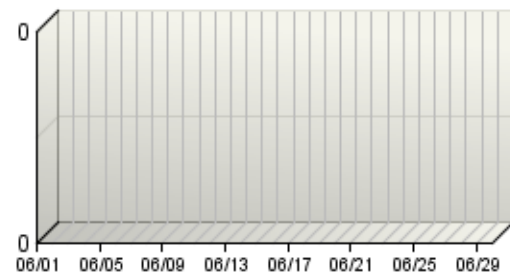


Technical Dashboard

This dashboard summarizes important information related to online technical activity.

Average Time to Serve Pages

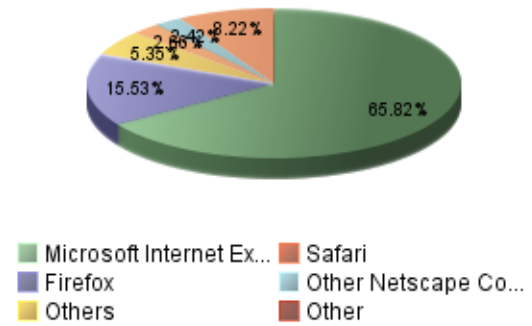
Average Time to Serve



■ Average Time to Serve

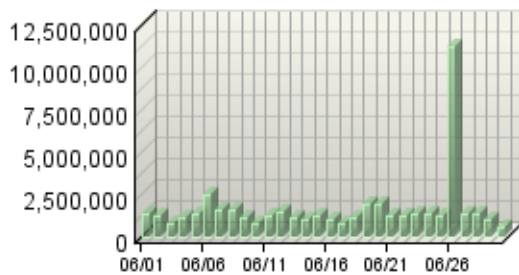
Browsers by Version

Visits



Bandwidth: Kbytes Transferred Trend

Kbytes Transferred

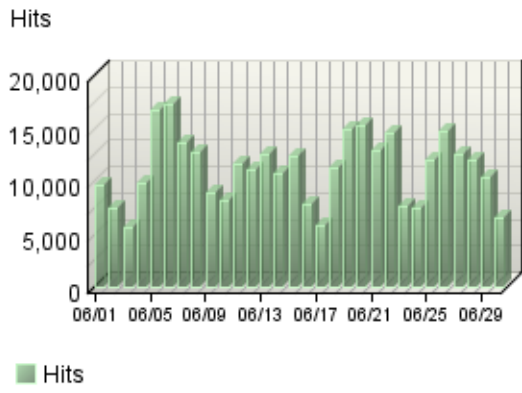


■ Kbytes Transferred

Technical Summary

Total Hits	375,858
Successful Hits	334,289
Successful Hits (as Percent)	88.94%
Failed Hits	41,569
Failed Hits (as Percent)	11.06%
Cached Hits	54,936
Cached Hits (as Percent)	14.62%

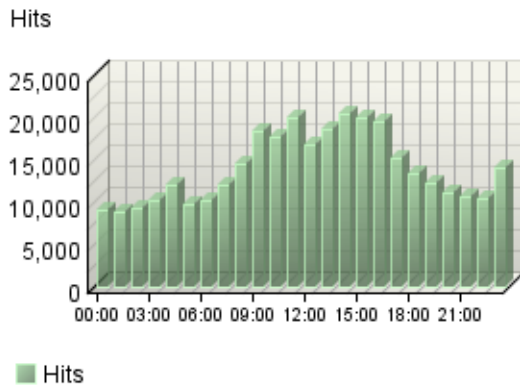
Hits Trend



Activity Dashboard

This displays key graphs and tables that provide an overview of the Activity chapter. When viewing through the on-demand interface, you can click on the title of a graph or table to navigate to the corresponding page.

Hits by Hour of the Day



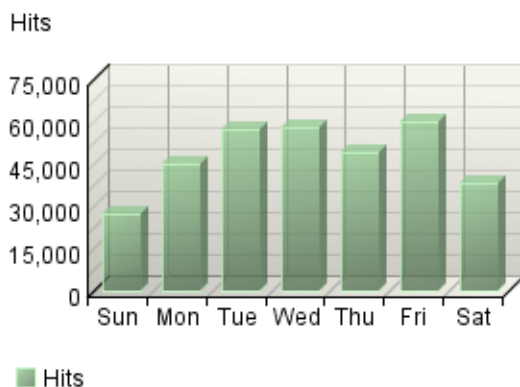
Least Active Summary

Least Active Date	6/3/07
Number of Hits on Least Active Date	5,669
Least Active Day of the Week	Sunday
Least Active Hour of the Day	01:00-01:59

Activity on Weekdays Summary

Total Hits Weekdays	269,026
Total Visits Weekdays	100,362
Average Number of Visits per day on Weekdays	4,779
Average Number of Hits per day on Weekdays	12,810

Hits by Day of the Week



Activity on Weekends Summary

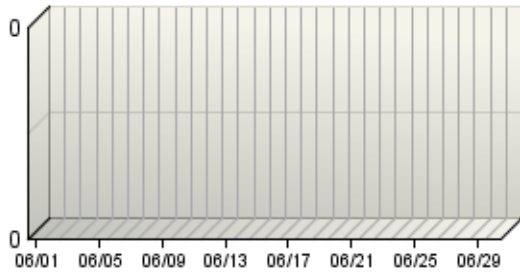
Total Hits Weekend	65,263
Total Visits Weekend	29,359
Average Number of Visits per Weekend	5,871
Average Number of Hits per Weekend	13,052

Most Active Summary

Most Active Date	6/6/07
Number of Hits on Most Active Date	17,331
Most Active Day of the Week	Friday
Most Active Hour of the Day	14:00-14:59

Average Time to Serve Pages

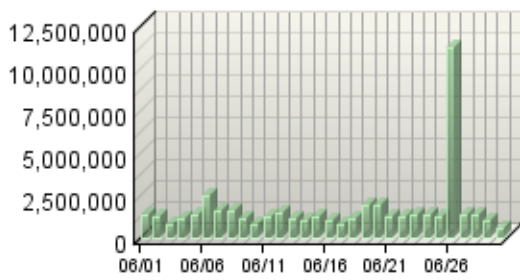
Average Time to Serve



■ Average Time to Serve

Bandwidth: Kbytes Transferred Trend

Kbytes Transferred

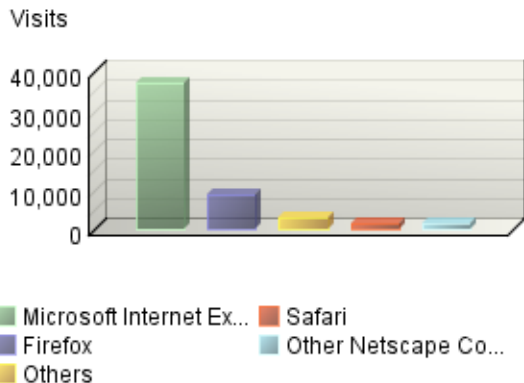


■ Kbytes Transferred

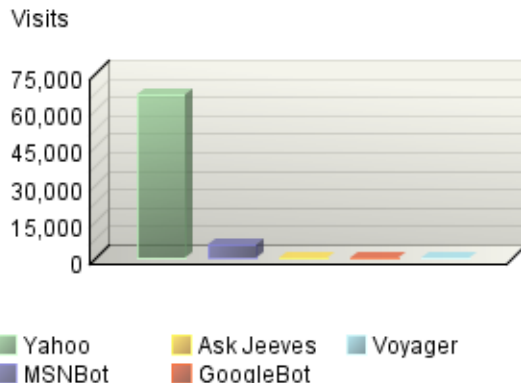
Browsers and Platforms Dashboard

This displays key graphs and tables that provide an overview of the Browsers and Platforms chapter. When viewing through the on-demand interface, you can click on the title of a graph or table to navigate to the corresponding page.

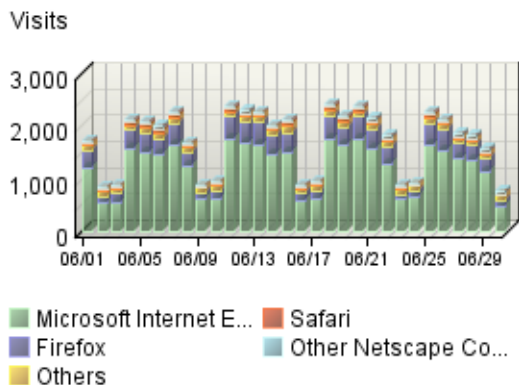
Browsers



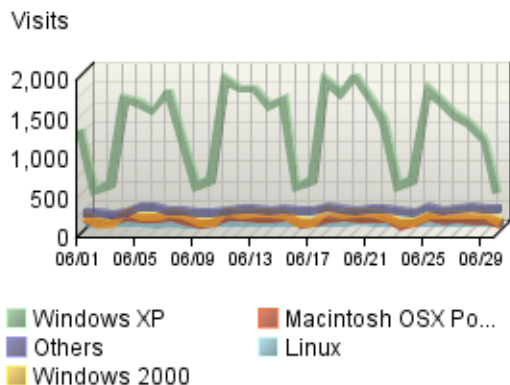
Spiders



Browsers Trend



Platforms Trend



WAP Devices

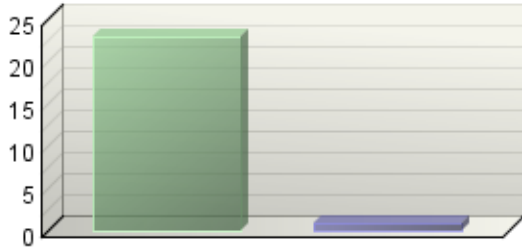
No data is available for this graph.

Palm Devices

No data is available for this graph.

WAP Browsers

Visits



■ Nokia WAP Browser ■ Motorola WAP

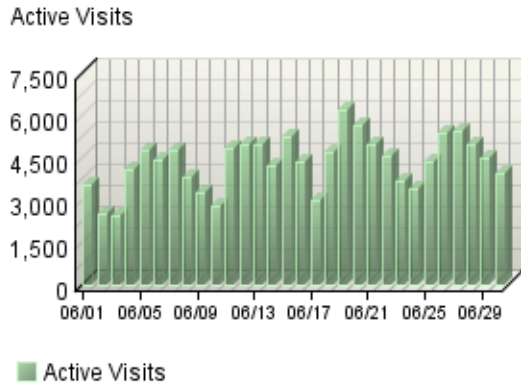
Palm Browsers

No data is available for this graph.

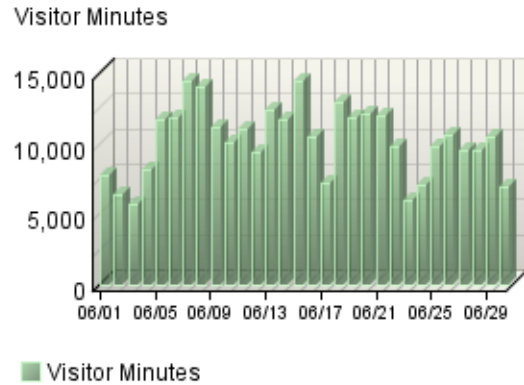
Visitors Dashboard

This displays key graphs and tables that provide an overview of the Visitors chapter. When viewing through the on-demand interface, you can click on the title of a graph or table to navigate to the corresponding page.

Active Visits Trend



Visitor Minutes Trend



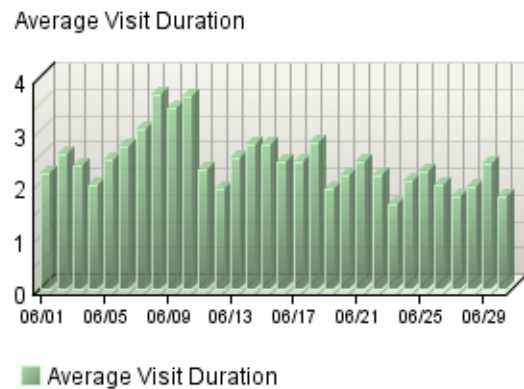
Visitor Summary

Visitors	42,792
Visitors Who Visited Once	34,023
Visitors Who Visited More Than Once	8,769
Average Visits per Visitor	3.03

Visit Summary

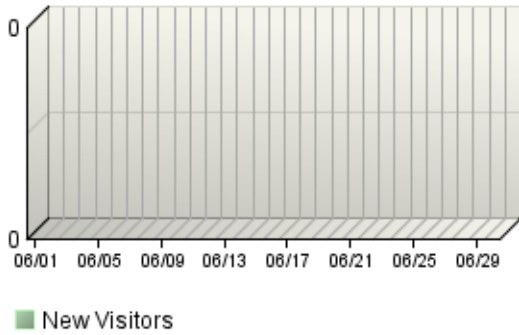
Visits	129,721
Average per Day	4,324
Average Visit Duration	00:13:03
Median Visit Duration	00:02:34
International Visits	12.93%
Visits of Unknown Origin	0.00%
Visits from Your Country: United States (US)	87.07%

Average Length of Visit Trend



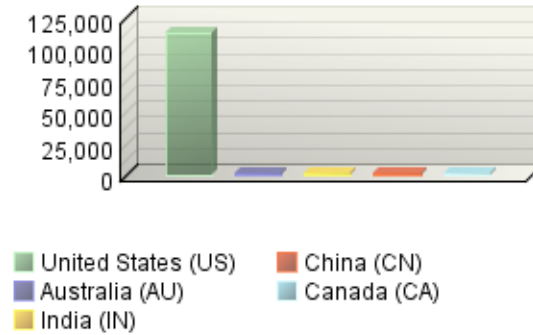
New Visitors Trend

New Visitors



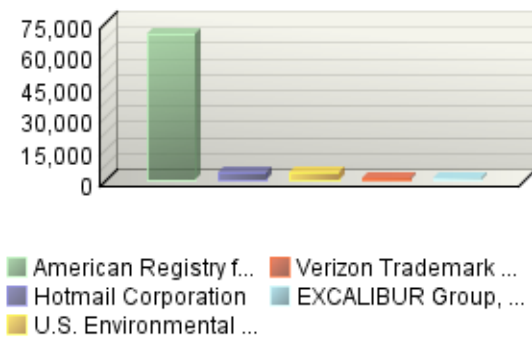
Countries

Visits



Organizations

Visits

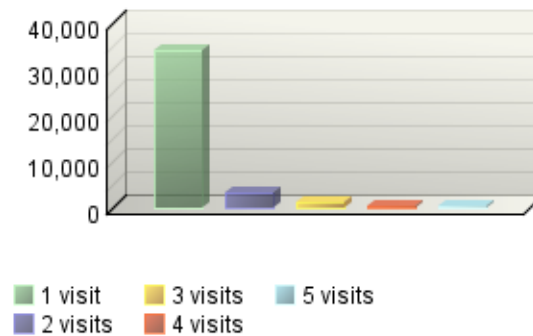


Authenticated Usernames

No data is available for this graph.

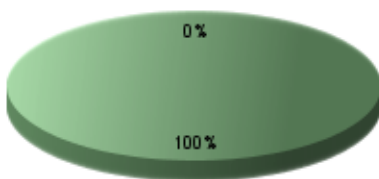
Visitors by Number of Visits

Visitors



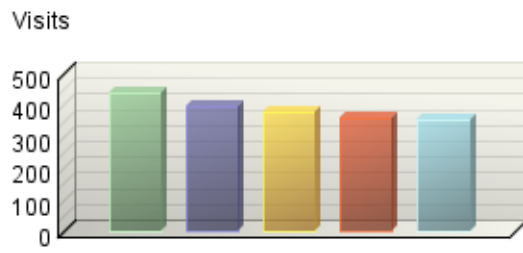
New vs. Return Visits

Visits



- Returning Visitors
- Visitors Not Accepting Cookies

Top Visitors

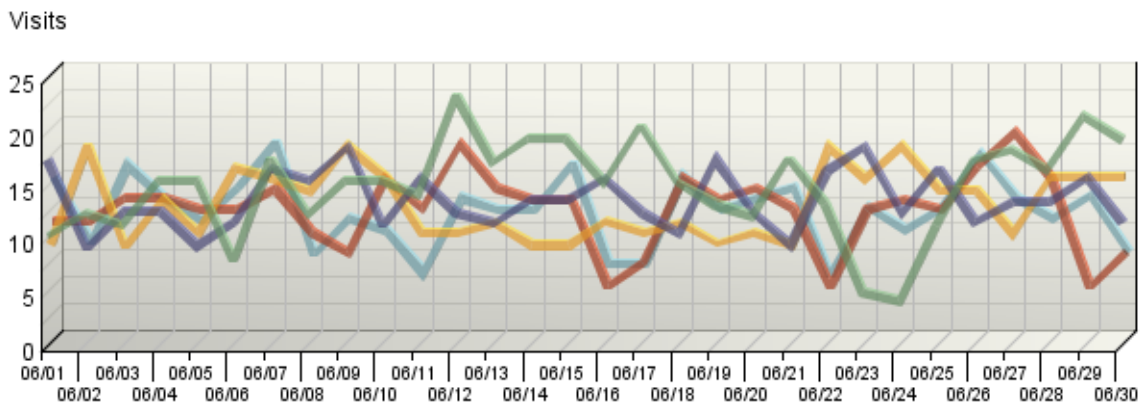


- 64.27.13.129_-
- 207.46.98.148_msn...
- livebot-207-46-98-1...
- 65.55.210.95_msnb...
- 65.55.210.94_msnb...

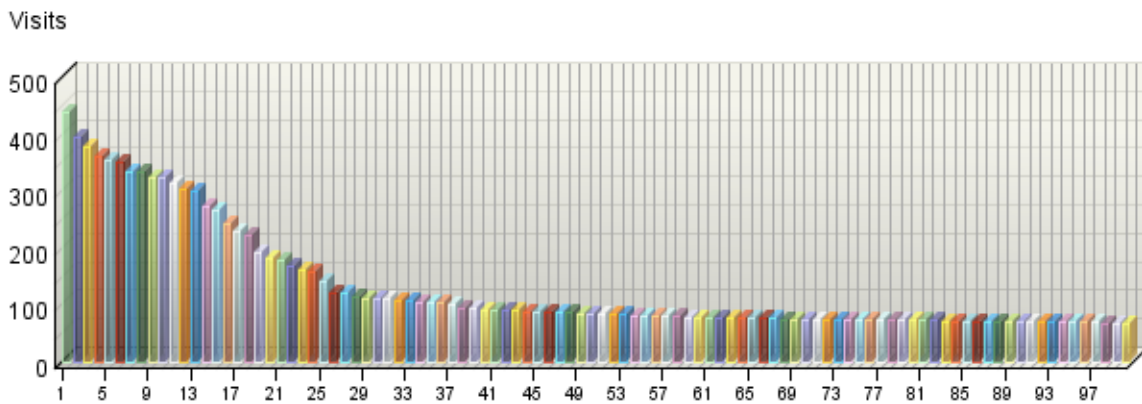
Top Visitors

This report identifies the IP address, domain name, or cookie of each visitor, and identifies the visitor's activity level on the site. If you use cookies to track visits, WebTrends can differentiate between hits from different visitors with the same IP address.

Top Visitors Trend



Top Visitors



Top Visitors

	Visitor	Visits	% Visits	Hits
■ 1.	64.27.13.129_-	438	0.34%	1,333
■ 2.	207.46.98.148_msnbot/1.0 (+http://search.msn.com/msnbot.htm)	394	0.30%	1,130

	Visitor	Visits	% Visits	Hits
3.	livebot-207-46-98-149.search.live.com_msnbot/1.0 (+http://search.msn.com/msnbot.htm)	380	0.29%	1,084
4.	65.55.210.95_msnbot/1.0 (+http://search.msn.com/msnbot.htm)	360	0.28%	1,953
5.	65.55.210.94_msnbot/1.0 (+http://search.msn.com/msnbot.htm)	354	0.27%	2,032
6.	65.214.39.180_Mozilla/5.0 (X11; U; Linux i686; en-US; rv:1.9a1) Gecko/20070308 Minefield/3.0a1	351	0.27%	628
7.	65.55.210.93_msnbot/1.0 (+http://search.msn.com/msnbot.htm)	336	0.26%	1,911
8.	livebot-207-46-98-147.search.live.com_msnbot/1.0 (+http://search.msn.com/msnbot.htm)	335	0.26%	858
9.	66.232.118.183_-	323	0.25%	505
10.	65.55.210.97_msnbot/1.0 (+http://search.msn.com/msnbot.htm)	323	0.25%	1,723
11.	65.55.210.96_msnbot/1.0 (+http://search.msn.com/msnbot.htm)	315	0.24%	1,701
12.	65.55.210.92_msnbot/1.0 (+http://search.msn.com/msnbot.htm)	304	0.23%	1,696
13.	65.55.210.91_msnbot/1.0 (+http://search.msn.com/msnbot.htm)	299	0.23%	1,718
14.	193.95.154.69_Mozilla/5.0 (X11; U; Linux i686; en-US; rv:1.9a1) Gecko/20070308 Minefield/3.0a1	274	0.21%	462
15.	crawl-6.cuill.com_Mozilla/5.0 (Twiceler-0.9 http://www.cuill.com/twiceler/robot.html)	267	0.21%	2,757
16.	65.55.210.90_msnbot/1.0 (+http://search.msn.com/msnbot.htm)	244	0.19%	870
17.	crawl2.cosmixcorp.com_voyager/1.0	230	0.18%	494
18.	65.54.165.47_msnbot/1.0 (+http://search.msn.com/msnbot.htm)	222	0.17%	587
19.	bl1sch2083018.phx.gbl_msnbot/1.0 (+http://search.msn.com/msnbot.htm)	193	0.15%	528
20.	205.150.150.18_Mozilla/4.0 (compatible; MSIE 6.0; Windows NT 5.1)	183	0.14%	380
21.	66.231.188.164_Gigabot/2.0att	178	0.14%	246
22.	66.232.118.177_-	168	0.13%	194
23.	crawl-11.cuill.com_Mozilla/5.0 (Twiceler-0.9 http://www.cuill.com/twiceler/robot.html)	162	0.12%	337
24.	crawl-66-249-67-36.googlebot.com_Mozilla/5.0 (compatible; Googlebot/2.1; +http://www.google.com/bot.html)	160	0.12%	9,607
25.	natcrawlbloc01.net.m1.fti.net_Mozilla/5.0 (Windows; U; Windows NT 5.1; fr; rv:1.8.1) VoilaBot BETA 1.2 (http://www.voila.com/)	143	0.11%	203

	Visitor	Visits	% Visits	Hits
26.	81.52.143.16_Mozilla/5.0 (Windows; U; Windows NT 5.1; fr; rv:1.8.1) VoilaBot BETA 1.2 (http://www.voila.com/)	123	0.09%	148
27.	216.240.154.103_-	122	0.09%	122
28.	76.164.20.99_Mozilla/4.0 (compatible; MSIE 5.5; Windows NT 5.0)	114	0.09%	556
29.	64.27.0.154_-	111	0.09%	111
30.	72.9.108.178_-	111	0.09%	155
31.	72.232.229.118_-	110	0.08%	121
32.	206.51.226.80_-	109	0.08%	109
33.	lm502038.crawl.yahoo.net_Mozilla/5.0 (compatible; Yahoo! Slurp; http://help.yahoo.com/help/us/ysearch/slurp)	108	0.08%	137
34.	161.80.46.75_Mozilla/4.0 (compatible; MSIE 6.0; Windows NT 5.1; SV1; .NET CLR 1.1.4322; InfoPath.1; .NET CLR 2.0.50727)	106	0.08%	445
35.	home-91.freewebz.com_libwww-perl/5.800	104	0.08%	228
36.	206.80.1.253_Mozilla/5.0 (X11; U; Linux i686; en-US; rv:1.9a1) Gecko/20070308 Minefield/3.0a1	104	0.08%	131
37.	72.30.216.92_Mozilla/5.0 (compatible; Yahoo! Slurp; http://help.yahoo.com/help/us/ysearch/slurp)	102	0.08%	103
38.	70.42.51.20_FAST Enterprise Crawler 6 / Scirus scirus-crawler@fast.no; http://www.scirus.com/srsapp/contactus/	96	0.07%	4,626
39.	rz502201.inktomisearch.com_Mozilla/5.0 (compatible; Yahoo! Slurp; http://help.yahoo.com/help/us/ysearch/slurp)	93	0.07%	112
40.	74.6.70.27_Mozilla/5.0 (compatible; Yahoo! Slurp; http://help.yahoo.com/help/us/ysearch/slurp)	92	0.07%	104
41.	38.98.120.78_ShopWiki/1.0 (+ http://www.shopwiki.com/wiki/Help:Bot)	91	0.07%	2,747
42.	kosmohost.net_-	91	0.07%	92
43.	64.69.46.156_-	90	0.07%	95
44.	89-149-226-155.internetserviceteam.com_-	89	0.07%	103
45.	74.6.21.164_Mozilla/5.0 (compatible; Yahoo! Slurp; http://help.yahoo.com/help/us/ysearch/slurp)	89	0.07%	115
46.	193.47.80.41_Mozilla/5.0 (compatible; Exabot/3.0; +http://www.exabot.com/go/robot)	89	0.07%	118
47.	74.6.17.221_Mozilla/5.0 (compatible; Yahoo! Slurp; http://help.yahoo.com/help/us/ysearch/slurp)	88	0.07%	98

	Visitor	Visits	% Visits	Hits
48.	74.6.21.147_Mozilla/5.0 (compatible; Yahoo! Slurp; http://help.yahoo.com/help/us/ysearch/slurp)	88	0.07%	90
49.	74.6.69.200_Mozilla/5.0 (compatible; Yahoo! Slurp; http://help.yahoo.com/help/us/ysearch/slurp)	84	0.06%	98
50.	89.149.226.170_-	84	0.06%	95
51.	74.6.21.15_Mozilla/5.0 (compatible; Yahoo! Slurp; http://help.yahoo.com/help/us/ysearch/slurp)	84	0.06%	110
52.	rz502310.inktomisearch.com_Mozilla/5.0 (compatible; Yahoo! Slurp; http://help.yahoo.com/help/us/ysearch/slurp)	84	0.06%	123
53.	65.55.215.20_msnbot/1.0 (+http://search.msn.com/msnbot.htm)	83	0.06%	186
54.	74.6.21.157_Mozilla/5.0 (compatible; Yahoo! Slurp; http://help.yahoo.com/help/us/ysearch/slurp)	82	0.06%	114
55.	74.6.18.15_Mozilla/5.0 (compatible; Yahoo! Slurp; http://help.yahoo.com/help/us/ysearch/slurp)	82	0.06%	84
56.	134.67.99.162_NLESE USEPA	81	0.06%	3,240
57.	lm502026.crawl.yahoo.net_Mozilla/5.0 (compatible; Yahoo! Slurp; http://help.yahoo.com/help/us/ysearch/slurp)	80	0.06%	104
58.	134.67.99.199_lwp-trivial/1.35	80	0.06%	105
59.	crawler100.ask.com_Mozilla/5.0 (compatible; Ask Jeeves/Teoma; +http://about.ask.com/en/docs/about/webmasters.shtml)	79	0.06%	1,977
60.	rz502387.inktomisearch.com_Mozilla/5.0 (compatible; Yahoo! Slurp; http://help.yahoo.com/help/us/ysearch/slurp)	79	0.06%	86
61.	74.6.18.101_Mozilla/5.0 (compatible; Yahoo! Slurp; http://help.yahoo.com/help/us/ysearch/slurp)	78	0.06%	81
62.	74.6.18.22_Mozilla/5.0 (compatible; Yahoo! Slurp; http://help.yahoo.com/help/us/ysearch/slurp)	78	0.06%	93
63.	74.6.21.168_Mozilla/5.0 (compatible; Yahoo! Slurp; http://help.yahoo.com/help/us/ysearch/slurp)	78	0.06%	91
64.	74.6.18.49_Mozilla/5.0 (compatible; Yahoo! Slurp; http://help.yahoo.com/help/us/ysearch/slurp)	78	0.06%	82
65.	134.67.99.200_lwp-trivial/1.35	77	0.06%	106
66.	74.6.18.123_Mozilla/5.0 (compatible; Yahoo! Slurp; http://help.yahoo.com/help/us/ysearch/slurp)	77	0.06%	100

	Visitor	Visits	% Visits	Hits
67.	andalusian.rtpnc.epa.gov_NLESE for intraUSEPA	77	0.06%	562
68.	72.30.216.11_Mozilla/5.0 (compatible; Yahoo! Slurp; http://help.yahoo.com/help/us/ysearch/slurp)	76	0.06%	76
69.	74.6.18.30_Mozilla/5.0 (compatible; Yahoo! Slurp; http://help.yahoo.com/help/us/ysearch/slurp)	76	0.06%	85
70.	134.67.99.205_lwp-trivial/1.35	76	0.06%	101
71.	74.6.21.118_Mozilla/5.0 (compatible; Yahoo! Slurp; http://help.yahoo.com/help/us/ysearch/slurp)	75	0.06%	81
72.	rz502243.inktomisearch.com_Mozilla/5.0 (compatible; Yahoo! Slurp; http://help.yahoo.com/help/us/ysearch/slurp)	75	0.06%	79
73.	161.80.46.148_Mozilla/5.0 (Windows; U; Windows NT 5.1; en-US; rv:1.8.1.4) Gecko/20070515 Firefox/2.0.0.4	74	0.06%	386
74.	rz502333.inktomisearch.com_Mozilla/5.0 (compatible; Yahoo! Slurp; http://help.yahoo.com/help/us/ysearch/slurp)	74	0.06%	83
75.	74.6.21.173_Mozilla/5.0 (compatible; Yahoo! Slurp; http://help.yahoo.com/help/us/ysearch/slurp)	74	0.06%	76
76.	74.6.17.198_Mozilla/5.0 (compatible; Yahoo! Slurp; http://help.yahoo.com/help/us/ysearch/slurp)	74	0.06%	90
77.	lj611488.crawl.yahoo.net_Mozilla/5.0 (compatible; Yahoo! Slurp; http://help.yahoo.com/help/us/ysearch/slurp)	74	0.06%	79
78.	74.6.21.120_Mozilla/5.0 (compatible; Yahoo! Slurp; http://help.yahoo.com/help/us/ysearch/slurp)	74	0.06%	95
79.	rz502354.inktomisearch.com_Mozilla/5.0 (compatible; Yahoo! Slurp; http://help.yahoo.com/help/us/ysearch/slurp)	73	0.06%	78
80.	74.6.21.33_Mozilla/5.0 (compatible; Yahoo! Slurp; http://help.yahoo.com/help/us/ysearch/slurp)	73	0.06%	80
81.	rz502331.inktomisearch.com_Mozilla/5.0 (compatible; Yahoo! Slurp; http://help.yahoo.com/help/us/ysearch/slurp)	73	0.06%	76
82.	74.6.69.117_Mozilla/5.0 (compatible; Yahoo! Slurp; http://help.yahoo.com/help/us/ysearch/slurp)	73	0.06%	74
83.	lm502011.crawl.yahoo.net_Mozilla/5.0 (compatible; Yahoo! Slurp; http://help.yahoo.com/help/us/ysearch/slurp)	72	0.06%	81

	Visitor	Visits	% Visits	Hits
84.	74.6.18.10_Mozilla/5.0 (compatible; Yahoo! Slurp; http://help.yahoo.com/help/us/ysearch/slurp)	72	0.06%	82
85.	74.6.17.228_Mozilla/5.0 (compatible; Yahoo! Slurp; http://help.yahoo.com/help/us/ysearch/slurp)	72	0.06%	81
86.	rz502362.inktomisearch.com_Mozilla/5.0 (compatible; Yahoo! Slurp; http://help.yahoo.com/help/us/ysearch/slurp)	71	0.05%	73
87.	72.30.216.90_Mozilla/5.0 (compatible; Yahoo! Slurp; http://help.yahoo.com/help/us/ysearch/slurp)	71	0.05%	85
88.	rz502475.inktomisearch.com_Mozilla/5.0 (compatible; Yahoo! Slurp; http://help.yahoo.com/help/us/ysearch/slurp)	71	0.05%	79
89.	213-145-165-82.dd.nextgentel.com_Java/1.5.0_04	71	0.05%	179
90.	74.6.18.73_Mozilla/5.0 (compatible; Yahoo! Slurp; http://help.yahoo.com/help/us/ysearch/slurp)	71	0.05%	80
91.	74.6.19.16_Mozilla/5.0 (compatible; Yahoo! Slurp; http://help.yahoo.com/help/us/ysearch/slurp)	70	0.05%	90
92.	74.6.17.147_Mozilla/5.0 (compatible; Yahoo! Slurp; http://help.yahoo.com/help/us/ysearch/slurp)	70	0.05%	81
93.	89.149.226.153_-	70	0.05%	80
94.	63.123.238.8_Mozilla/5.0 (compatible; Ask Jeeves/Teoma; +http://about.ask.com/en/docs/about/webmasters.shtml)	70	0.05%	579
95.	74.6.18.34_Mozilla/5.0 (compatible; Yahoo! Slurp; http://help.yahoo.com/help/us/ysearch/slurp)	70	0.05%	78
96.	74.6.17.10_Mozilla/5.0 (compatible; Yahoo! Slurp; http://help.yahoo.com/help/us/ysearch/slurp)	70	0.05%	74
97.	74.6.21.46_Mozilla/5.0 (compatible; Yahoo! Slurp; http://help.yahoo.com/help/us/ysearch/slurp)	70	0.05%	82
98.	rz502267.inktomisearch.com_Mozilla/5.0 (compatible; Yahoo! Slurp; http://help.yahoo.com/help/us/ysearch/slurp)	69	0.05%	76
99.	74.6.76.14_Mozilla/5.0 (compatible; Yahoo! DE Slurp; http://help.yahoo.com/help/us/ysearch/slurp)	69	0.05%	138
100.	74.6.18.82_Mozilla/5.0 (compatible; Yahoo! Slurp; http://help.yahoo.com/help/us/ysearch/slurp)	69	0.05%	78
101.	207.188.198.83_libwww-perl/5.805	68	0.05%	135

	Visitor	Visits	% Visits	Hits
102.	74.6.18.13_Mozilla/5.0 (compatible; Yahoo! Slurp; http://help.yahoo.com/help/us/ysearch/slurp)	68	0.05%	72
103.	74.6.17.71_Mozilla/5.0 (compatible; Yahoo! Slurp; http://help.yahoo.com/help/us/ysearch/slurp)	68	0.05%	71
104.	74.6.17.229_Mozilla/5.0 (compatible; Yahoo! Slurp; http://help.yahoo.com/help/us/ysearch/slurp)	68	0.05%	75
105.	74.6.17.237_Mozilla/5.0 (compatible; Yahoo! Slurp; http://help.yahoo.com/help/us/ysearch/slurp)	68	0.05%	90
106.	74.6.21.71_Mozilla/5.0 (compatible; Yahoo! Slurp; http://help.yahoo.com/help/us/ysearch/slurp)	68	0.05%	102
107.	lm502042.crawl.yahoo.net_Mozilla/5.0 (compatible; Yahoo! Slurp; http://help.yahoo.com/help/us/ysearch/slurp)	68	0.05%	69
108.	74.6.21.41_Mozilla/5.0 (compatible; Yahoo! Slurp; http://help.yahoo.com/help/us/ysearch/slurp)	68	0.05%	70
109.	bl1sch2083019.phx.gbl_msnbot/1.0 (+http://search.msn.com/msnbot.htm)	67	0.05%	240
110.	lj611393.crawl.yahoo.net_Mozilla/5.0 (compatible; Yahoo! Slurp; http://help.yahoo.com/help/us/ysearch/slurp)	66	0.05%	69
111.	rz502350.inktomisearch.com_Mozilla/5.0 (compatible; Yahoo! Slurp; http://help.yahoo.com/help/us/ysearch/slurp)	66	0.05%	85
112.	74.6.72.188_Mozilla/5.0 (compatible; Yahoo! Slurp; http://help.yahoo.com/help/us/ysearch/slurp)	66	0.05%	71
113.	rz502396.inktomisearch.com_Mozilla/5.0 (compatible; Yahoo! Slurp; http://help.yahoo.com/help/us/ysearch/slurp)	66	0.05%	81
114.	74.6.17.70_Mozilla/5.0 (compatible; Yahoo! Slurp; http://help.yahoo.com/help/us/ysearch/slurp)	65	0.05%	77
115.	74.6.17.134_Mozilla/5.0 (compatible; Yahoo! Slurp; http://help.yahoo.com/help/us/ysearch/slurp)	65	0.05%	73
116.	74.6.17.225_Mozilla/5.0 (compatible; Yahoo! Slurp; http://help.yahoo.com/help/us/ysearch/slurp)	65	0.05%	77
117.	74.6.21.145_Mozilla/5.0 (compatible; Yahoo! Slurp; http://help.yahoo.com/help/us/ysearch/slurp)	65	0.05%	67
118.	72.30.226.134_Mozilla/5.0 (compatible; Yahoo! Slurp; http://help.yahoo.com/help/us/ysearch/slurp)	65	0.05%	66

	Visitor	Visits	% Visits	Hits
119.	74.6.68.204_Mozilla/5.0 (compatible; Yahoo! Slurp; http://help.yahoo.com/help/us/ysearch/slurp)	64	0.05%	68
120.	74.6.17.231_Mozilla/5.0 (compatible; Yahoo! Slurp; http://help.yahoo.com/help/us/ysearch/slurp)	64	0.05%	74
121.	128.206.207.158_Mozilla/4.0 (compatible; MSIE 7.0; Windows NT 5.1; .NET CLR 1.1.4322; InfoPath.1)	64	0.05%	79
122.	74.6.18.12_Mozilla/5.0 (compatible; Yahoo! Slurp; http://help.yahoo.com/help/us/ysearch/slurp)	64	0.05%	76
123.	161.80.46.104_Mozilla/4.0 (compatible; MSIE 6.0; Windows NT 5.1; SV1; .NET CLR 1.1.4322; InfoPath.1; .NET CLR 2.0.50727)	64	0.05%	218
124.	74.6.17.200_Mozilla/5.0 (compatible; Yahoo! Slurp; http://help.yahoo.com/help/us/ysearch/slurp)	64	0.05%	70
125.	74.6.18.77_Mozilla/5.0 (compatible; Yahoo! Slurp; http://help.yahoo.com/help/us/ysearch/slurp)	64	0.05%	80
126.	89.150.197.136_Speedy Spider (http://www.entireweb.com/about/search_tech/speedyspider/)	63	0.05%	152
127.	74.6.21.149_Mozilla/5.0 (compatible; Yahoo! Slurp; http://help.yahoo.com/help/us/ysearch/slurp)	63	0.05%	69
128.	63.209.190.148_-	63	0.05%	95
129.	74.6.21.172_Mozilla/5.0 (compatible; Yahoo! Slurp; http://help.yahoo.com/help/us/ysearch/slurp)	63	0.05%	70
130.	74.6.18.43_Mozilla/5.0 (compatible; Yahoo! Slurp; http://help.yahoo.com/help/us/ysearch/slurp)	63	0.05%	71
131.	74.6.19.42_Mozilla/5.0 (compatible; Yahoo! Slurp; http://help.yahoo.com/help/us/ysearch/slurp)	63	0.05%	69
132.	74.6.17.170_Mozilla/5.0 (compatible; Yahoo! Slurp; http://help.yahoo.com/help/us/ysearch/slurp)	63	0.05%	78
133.	74.6.18.81_Mozilla/5.0 (compatible; Yahoo! Slurp; http://help.yahoo.com/help/us/ysearch/slurp)	63	0.05%	65
134.	74.6.18.122_Mozilla/5.0 (compatible; Yahoo! Slurp; http://help.yahoo.com/help/us/ysearch/slurp)	63	0.05%	72
135.	74.6.67.159_Mozilla/5.0 (compatible; Yahoo! Slurp; http://help.yahoo.com/help/us/ysearch/slurp)	63	0.05%	64

	Visitor	Visits	% Visits	Hits
136.	74.6.17.226_Mozilla/5.0 (compatible; Yahoo! Slurp; http://help.yahoo.com/help/us/ysearch/slurp)	62	0.05%	69
137.	rz502250.inktomisearch.com_Mozilla/5.0 (compatible; Yahoo! Slurp; http://help.yahoo.com/help/us/ysearch/slurp)	62	0.05%	62
138.	134.67.2.137_Mozilla/4.0 (compatible; MSIE 6.0; Windows NT 5.1; SV1; (R1 1.5); .NET CLR 1.1.4322; InfoPath.1)	62	0.05%	571
139.	rz502235.inktomisearch.com_Mozilla/5.0 (compatible; Yahoo! Slurp; http://help.yahoo.com/help/us/ysearch/slurp)	62	0.05%	72
140.	134.67.99.106_ColdFusion	62	0.05%	248
141.	lj612264.crawl.yahoo.net_Mozilla/5.0 (compatible; Yahoo! Slurp; http://help.yahoo.com/help/us/ysearch/slurp)	62	0.05%	85
142.	161.80.46.117_Mozilla/4.0 (compatible; MSIE 6.0; Windows NT 5.1; SV1; .NET CLR 1.1.4322; .NET CLR 2.0.50727)	62	0.05%	616
143.	74.6.17.75_Mozilla/5.0 (compatible; Yahoo! Slurp; http://help.yahoo.com/help/us/ysearch/slurp)	62	0.05%	73
144.	74.6.69.82_Mozilla/5.0 (compatible; Yahoo! Slurp; http://help.yahoo.com/help/us/ysearch/slurp)	61	0.05%	66
145.	74.6.17.82_Mozilla/5.0 (compatible; Yahoo! Slurp; http://help.yahoo.com/help/us/ysearch/slurp)	61	0.05%	72
146.	74.6.17.12_Mozilla/5.0 (compatible; Yahoo! Slurp; http://help.yahoo.com/help/us/ysearch/slurp)	61	0.05%	66
147.	74.6.17.139_Mozilla/5.0 (compatible; Yahoo! Slurp; http://help.yahoo.com/help/us/ysearch/slurp)	61	0.05%	70
148.	ct501028.crawl.yahoo.net_Mozilla/5.0 (compatible; Yahoo! Slurp; http://help.yahoo.com/help/us/ysearch/slurp)	61	0.05%	63
149.	72.30.177.221_Mozilla/5.0 (compatible; Yahoo! Slurp; http://help.yahoo.com/help/us/ysearch/slurp)	61	0.05%	63
150.	rz502546.inktomisearch.com_Mozilla/5.0 (compatible; Yahoo! Slurp; http://help.yahoo.com/help/us/ysearch/slurp)	61	0.05%	68
151.	74.6.17.167_Mozilla/5.0 (compatible; Yahoo! Slurp; http://help.yahoo.com/help/us/ysearch/slurp)	61	0.05%	68
152.	rz502292.inktomisearch.com_Mozilla/5.0 (compatible; Yahoo! Slurp; http://help.yahoo.com/help/us/ysearch/slurp)	61	0.05%	79

	Visitor	Visits	% Visits	Hits
■ 153.	74.6.18.213_Mozilla/5.0 (compatible; Yahoo! Slurp; http://help.yahoo.com/help/us/ysearch/slurp)	61	0.05%	65
■ 154.	rz502366.inktomisearch.com_Mozilla/5.0 (compatible; Yahoo! Slurp; http://help.yahoo.com/help/us/ysearch/slurp)	61	0.05%	87
■ 155.	74.6.18.25_Mozilla/5.0 (compatible; Yahoo! Slurp; http://help.yahoo.com/help/us/ysearch/slurp)	61	0.05%	62
■ 156.	74.6.18.135_Mozilla/5.0 (compatible; Yahoo! Slurp; http://help.yahoo.com/help/us/ysearch/slurp)	61	0.05%	66
■ 157.	74.6.18.29_Mozilla/5.0 (compatible; Yahoo! Slurp; http://help.yahoo.com/help/us/ysearch/slurp)	61	0.05%	73
■ 158.	74.6.19.25_Mozilla/5.0 (compatible; Yahoo! Slurp; http://help.yahoo.com/help/us/ysearch/slurp)	61	0.05%	84
■ 159.	lj612124.crawl.yahoo.net_Mozilla/5.0 (compatible; Yahoo! Slurp; http://help.yahoo.com/help/us/ysearch/slurp)	60	0.05%	64
■ 160.	74.6.17.234_Mozilla/5.0 (compatible; Yahoo! Slurp; http://help.yahoo.com/help/us/ysearch/slurp)	60	0.05%	72
■ 161.	74.6.21.160_Mozilla/5.0 (compatible; Yahoo! Slurp; http://help.yahoo.com/help/us/ysearch/slurp)	60	0.05%	89
■ 162.	74.6.17.47_Mozilla/5.0 (compatible; Yahoo! Slurp; http://help.yahoo.com/help/us/ysearch/slurp)	60	0.05%	73
■ 163.	egspd42414.ask.com_Mozilla/2.0 (compatible; Ask Jeeves/Teoma; +http://about.ask.com/en/docs/about/webmasters.shtml)	60	0.05%	547
■ 164.	livebot-65-55-210-21.search.live.com_msnbot/1.0 (+http://search.msn.com/msnbot.htm)	60	0.05%	98
■ 165.	74.6.71.232_Mozilla/5.0 (compatible; Yahoo! Slurp; http://help.yahoo.com/help/us/ysearch/slurp)	59	0.05%	80
■ 166.	209.202.205.1_Lycos_Spider_(modspider)	59	0.05%	73
■ 167.	74.6.18.113_Mozilla/5.0 (compatible; Yahoo! Slurp; http://help.yahoo.com/help/us/ysearch/slurp)	59	0.05%	63
■ 168.	bl1sch2041712.phx.gbl_msnbot/1.0 (+http://search.msn.com/msnbot.htm)	59	0.05%	96
■ 169.	rz502405.inktomisearch.com_Mozilla/5.0 (compatible; Yahoo! Slurp; http://help.yahoo.com/help/us/ysearch/slurp)	59	0.05%	60

	Visitor	Visits	% Visits	Hits
170.	74.6.67.227_Mozilla/5.0 (compatible; Yahoo! Slurp; http://help.yahoo.com/help/us/ysearch/slurp)	59	0.05%	63
171.	rz502379.inktomisearch.com_Mozilla/5.0 (compatible; Yahoo! Slurp; http://help.yahoo.com/help/us/ysearch/slurp)	59	0.05%	72
172.	64.124.85.78.become.com_Mozilla/5.0 (compatible; BecomeBot/3.0; +http://www.become.com/site_owners.html)	58	0.04%	381
173.	74.6.21.140_Mozilla/5.0 (compatible; Yahoo! Slurp; http://help.yahoo.com/help/us/ysearch/slurp)	58	0.04%	71
174.	74.6.72.83_Mozilla/5.0 (compatible; Yahoo! Slurp; http://help.yahoo.com/help/us/ysearch/slurp)	58	0.04%	59
175.	ct501135.crawl.yahoo.net_Mozilla/5.0 (compatible; Yahoo! Slurp; http://help.yahoo.com/help/us/ysearch/slurp)	58	0.04%	60
176.	rz502353.inktomisearch.com_Mozilla/5.0 (compatible; Yahoo! Slurp; http://help.yahoo.com/help/us/ysearch/slurp)	58	0.04%	61
177.	74.6.21.49_Mozilla/5.0 (compatible; Yahoo! Slurp; http://help.yahoo.com/help/us/ysearch/slurp)	58	0.04%	64
178.	74.6.18.40_Mozilla/5.0 (compatible; Yahoo! Slurp; http://help.yahoo.com/help/us/ysearch/slurp)	58	0.04%	68
179.	74.6.17.120_Mozilla/5.0 (compatible; Yahoo! Slurp; http://help.yahoo.com/help/us/ysearch/slurp)	57	0.04%	62
180.	74.6.72.245_Mozilla/5.0 (compatible; Yahoo! Slurp; http://help.yahoo.com/help/us/ysearch/slurp)	57	0.04%	60
181.	72.30.216.93_Mozilla/5.0 (compatible; Yahoo! Slurp; http://help.yahoo.com/help/us/ysearch/slurp)	57	0.04%	57
182.	rz502321.inktomisearch.com_Mozilla/5.0 (compatible; Yahoo! Slurp; http://help.yahoo.com/help/us/ysearch/slurp)	57	0.04%	75
183.	74.6.65.238_Mozilla/5.0 (compatible; Yahoo! Slurp; http://help.yahoo.com/help/us/ysearch/slurp)	57	0.04%	60
184.	74.6.74.97_Mozilla/5.0 (compatible; Yahoo! Slurp; http://help.yahoo.com/help/us/ysearch/slurp)	57	0.04%	62
185.	74.6.17.113_Mozilla/5.0 (compatible; Yahoo! Slurp; http://help.yahoo.com/help/us/ysearch/slurp)	57	0.04%	67

	Visitor	Visits	% Visits	Hits
186.	74.6.18.221_Mozilla/5.0 (compatible; Yahoo! Slurp; http://help.yahoo.com/help/us/ysearch/slurp)	57	0.04%	66
187.	74.6.17.81_Mozilla/5.0 (compatible; Yahoo! Slurp; http://help.yahoo.com/help/us/ysearch/slurp)	57	0.04%	77
188.	ct501005.crawl.yahoo.net_Mozilla/5.0 (compatible; Yahoo! Slurp; http://help.yahoo.com/help/us/ysearch/slurp)	57	0.04%	64
189.	74.6.17.211_Mozilla/5.0 (compatible; Yahoo! Slurp; http://help.yahoo.com/help/us/ysearch/slurp)	57	0.04%	64
190.	74.6.72.81_Mozilla/5.0 (compatible; Yahoo! Slurp; http://help.yahoo.com/help/us/ysearch/slurp)	56	0.04%	58
191.	74.6.18.126_Mozilla/5.0 (compatible; Yahoo! Slurp; http://help.yahoo.com/help/us/ysearch/slurp)	56	0.04%	71
192.	74.6.87.33_Mozilla/5.0 (compatible; Yahoo! Slurp; http://help.yahoo.com/help/us/ysearch/slurp)	56	0.04%	62
193.	72.30.216.106_Mozilla/5.0 (compatible; Yahoo! Slurp; http://help.yahoo.com/help/us/ysearch/slurp)	56	0.04%	58
194.	74.6.68.71_Mozilla/5.0 (compatible; Yahoo! Slurp; http://help.yahoo.com/help/us/ysearch/slurp)	56	0.04%	56
195.	rz502252.inktomisearch.com_Mozilla/5.0 (compatible; Yahoo! Slurp; http://help.yahoo.com/help/us/ysearch/slurp)	56	0.04%	59
196.	rz502269.inktomisearch.com_Mozilla/5.0 (compatible; Yahoo! Slurp; http://help.yahoo.com/help/us/ysearch/slurp)	55	0.04%	62
197.	74.6.69.140_Mozilla/5.0 (compatible; Yahoo! Slurp; http://help.yahoo.com/help/us/ysearch/slurp)	55	0.04%	59
198.	74.6.17.115_Mozilla/5.0 (compatible; Yahoo! Slurp; http://help.yahoo.com/help/us/ysearch/slurp)	55	0.04%	63
199.	rz502602.inktomisearch.com_Mozilla/5.0 (compatible; Yahoo! Slurp; http://help.yahoo.com/help/us/ysearch/slurp)	55	0.04%	56
200.	74.6.17.106_Mozilla/5.0 (compatible; Yahoo! Slurp; http://help.yahoo.com/help/us/ysearch/slurp)	55	0.04%	72
Subtotal for rows: 1 - 200		19,269	14.86%	66,187
Other		110,436	85.14%	268,065
Total		129,705	100.00%	334,252

items 1-200 of 5000

Top Visitors - Help Card



Column Definitions

Visitor

The IP address, domain name, or cookie of the visitor.

Visits

Number of times the specified visitor visited your site. A visit is a series of actions that begins when a visitor views their first page from the server, and ends when the visitor leaves the site or remains idle beyond the idle-time limit. The default idle-time limit is thirty minutes. This time limit can be changed by the system administrator.

Hits

Number of hits attributed to the specified visitor. Each file requested by a visitor registers as a hit. There can be several hits on each page. While the volume of hits reflects the amount of server traffic, it is not an accurate reflection of the number of pages viewed.



Report Descriptions

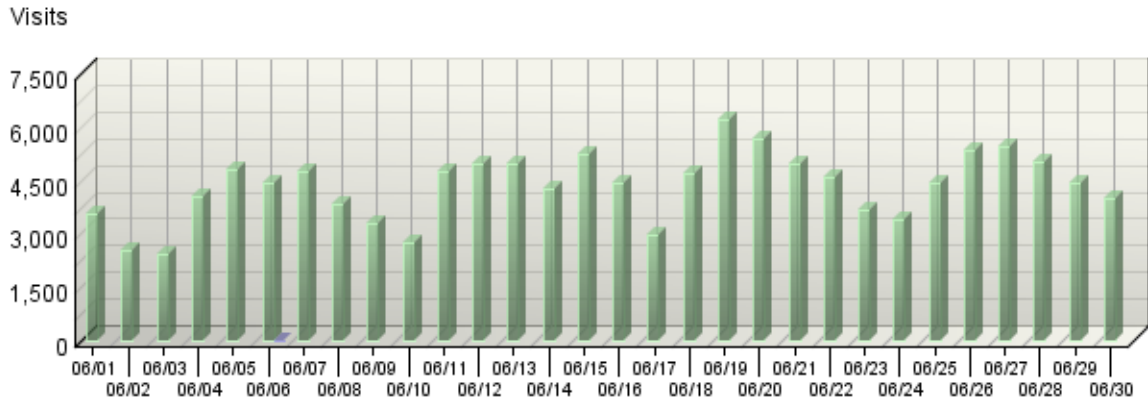
Consider the visitors who use the site most, and tailor your site to their interests and needs. If your site is an intranet, notice which employees use the site most, and find out what they like about it. You might also get feedback from those who use it the least and find out what they are looking for.

Note: If a visitor has a dynamic IP address, or if a group of visitors are behind a proxy server or firewall, this data might be misleading. In the case of a dynamic IP address, multiple IP addresses could be shown for a single visitor, and in the case of a firewall or proxy server, one IP address could be used by more than one visitor.

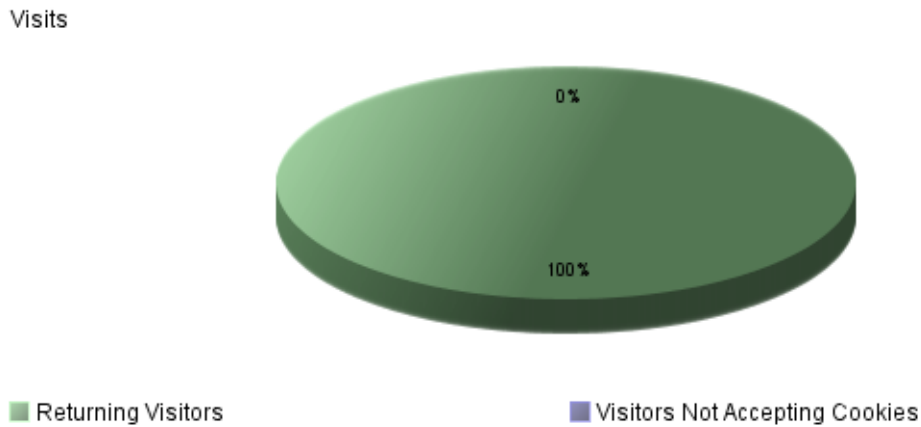
New vs. Return Visits

This report compares the number of visits by new and returning visitors to your site.

New vs. Return Visits Trend



New vs. Return Visits



New vs. Return Visits

Visitor Type	Visits	% Visits
Returning Visitors	129,704	100.00%
Visitors Not Accepting Cookies	1	0.00%
Total	129,705	100.00%

items 1-2 of 2

New vs. Return Visits - Help Card



Column Definitions

New Visitors

Visitors whose visit starts without any cookie information but acquires a cookie (or multiple cookies) during the visit. For single-page visits there is no way (without the use of SmartSource Data Collection) to distinguish a new visitor from a visitor that does not accept cookies. As a result these visits are categorized as Visitors Not Accepting Cookies.

Returning Visitors

Visitors who already had a cookie from your site when they visited.

Visitors Not Accepting Cookies

Visitors not accepting cookies from your site. There is no way to determine if these visitors are new or returning. Note that Express Analysis does not report on this information.

Visits

Number of visits by visitors who fit into the specified visitor category. A visit is a series of actions that begins when a visitor views their first page from the server, and ends when the visitor leaves the site or remains idle beyond the idle-time limit. The default idle-time limit is thirty minutes. This time limit can be changed by the system administrator.

%

Percentage of visitors who fit into the specified visitor category.



Report Descriptions

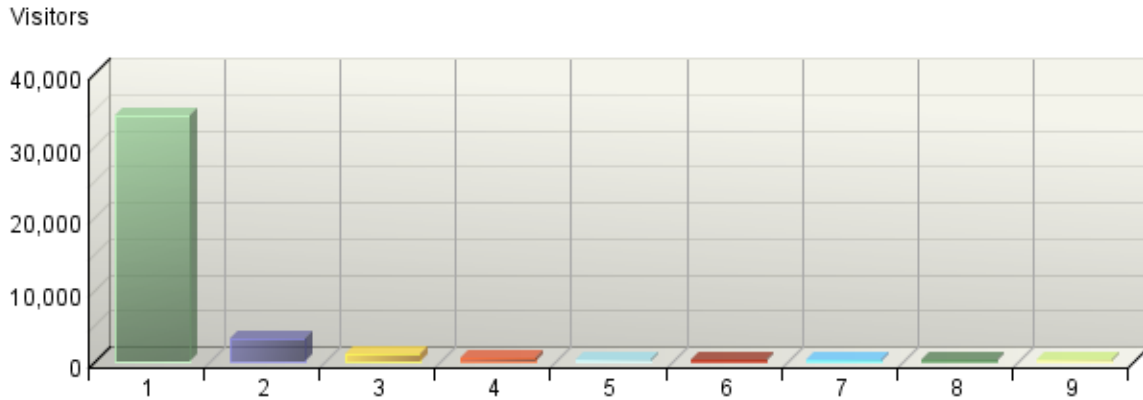
By tracking the ratio between new and return visits over a period of time, you can determine if your site is attracting enough returning visitors.

Note: This report uses only cookies to determine whether a visitor is new or returning. This information cannot therefore be correlated to visitor counts obtained using IP tracking. For example, when a visitor goes to a site that has session-based cookies but no permanent cookies, they will receive a cookie on their second hit and be labeled a new visitor. If they close their browser, wait an hour, and go back to the same site, they will have no cookies on their first hit (since the cookie they got previously was session-based) and will once again be issued a cookie on their second hit. If the site's logs are analyzed using the IP tracking method, the result is 1 unique visitor (determined using IP tracking), but 2 visits and 2 new or first-time visitors (determined using cookies).

Visitors by Number of Visits

This report shows the distribution of visitors based on how many times each visitor visited your site.

Visitors by Number of Visits



Visitors by Number of Visits

Number of Visits	Visitors	% Visitors
1 visit	34,023	79.51%
2 visits	3,255	7.61%
3 visits	1,082	2.53%
4 visits	546	1.28%
5 visits	336	0.79%
6 visits	250	0.58%
7 visits	219	0.51%
8 visits	214	0.50%
9 visits	195	0.46%
Other	2,672	6.24%
Total	42,792	100.00%

items 1-9 of 9

Visitors by Number of Visits - Help Card



Column Definitions

Number of Visits

The number of visits by each visitor during the period of the report.

Visitors

Number of individuals who came to your site the amount of times specified in the Number of Visits column.

%

Percentage of visitors who came to your site the amount of times specified in the Number of Visits column.



Report Descriptions

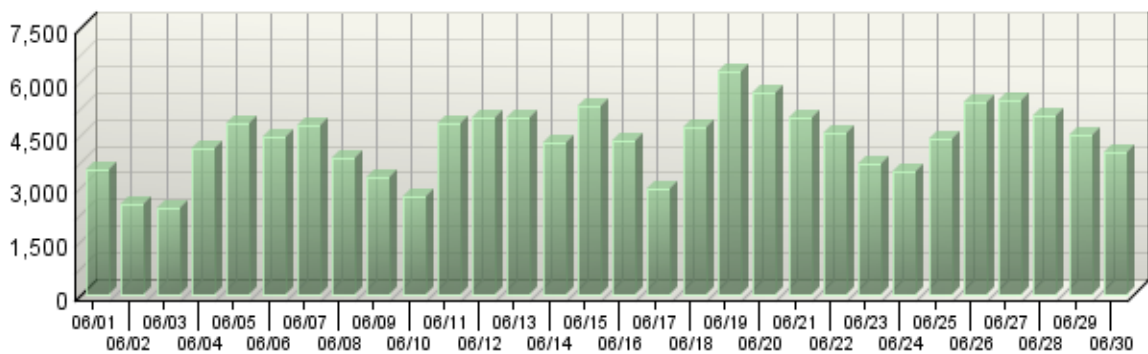
This information can indicate whether or not your site compels visitors to return. Updating web site content is one way to draw return visitors.

Visitors Trend

This report shows how many times visitors visited your web site and how long they stayed. The information is divided into time slices based on the duration of the log file. Some visits may span more than one time interval, and will be counted in each interval where they appear. The sum of visits for all intervals may therefore exceed the total visits shown in the Overview Dashboard page.

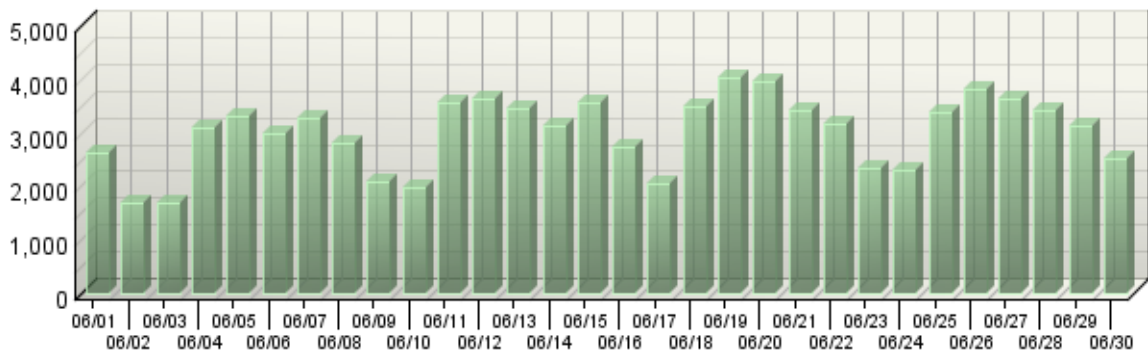
Active Visits Trend

Active Visits



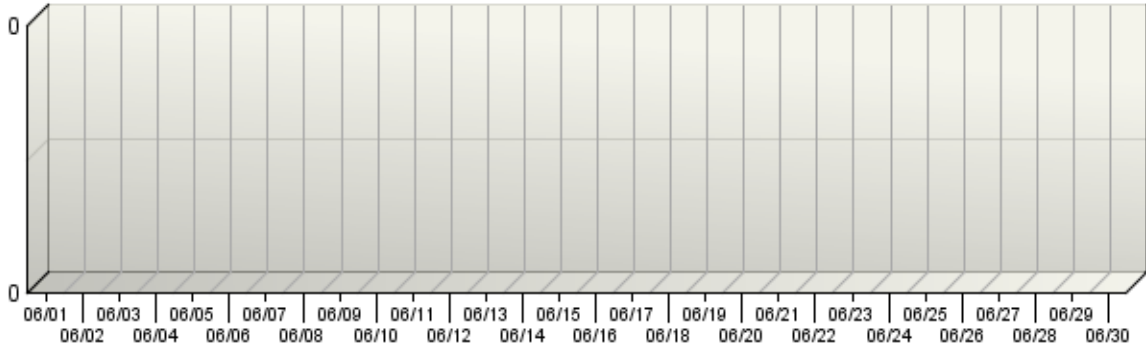
Visitors Trend

Visitors



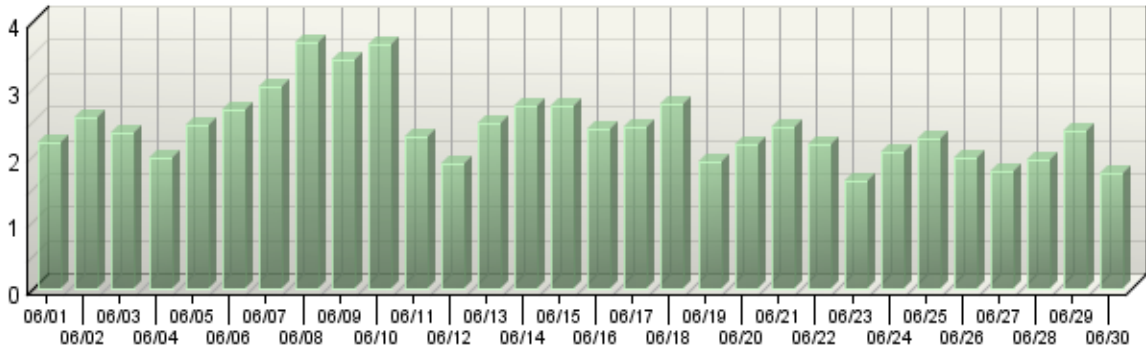
New Visitors Trend

New Visitors

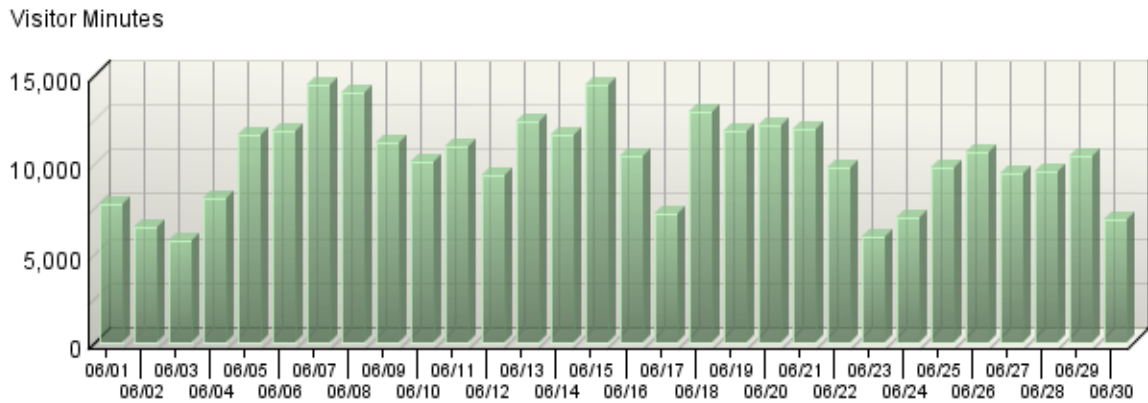


Average Length of Visit Trend

Average Visit Duration



Visitor Minutes Trend



Visitors Trend

Day	Active Visits	Visitors	New Visitors
06/01	3,530	2,632	0
06/02	2,517	1,678	0
06/03	2,453	1,684	0
06/04	4,111	3,101	0
06/05	4,801	3,299	0
06/06	4,421	2,977	0
06/07	4,761	3,267	0
06/08	3,815	2,811	0
06/09	3,286	2,092	0
06/10	2,768	1,980	0
06/11	4,827	3,574	0
06/12	4,966	3,619	0
06/13	4,978	3,450	0
06/14	4,258	3,133	0
06/15	5,279	3,577	0
06/16	4,342	2,729	0
06/17	2,971	2,054	0
06/18	4,691	3,489	0
06/19	6,233	4,033	0
06/20	5,651	3,944	0
06/21	4,956	3,427	0
06/22	4,559	3,180	0
06/23	3,655	2,324	0
06/24	3,441	2,310	0

Day	Active Visits	Visitors	New Visitors
06/25	4,382	3,383	0
06/26	5,384	3,795	0
06/27	5,429	3,647	0
06/28	4,992	3,420	0
06/29	4,466	3,126	0
06/30	3,969	2,500	0
Average	4,329	3,007	0
Total	-	-	0

items 1-30 of 30

Visitors Trend

Day	Average Visit Duration	Visitor Minutes
06/01	00:02:11	7,759.67
06/02	00:02:33	6,449
06/03	00:02:20	5,757.18
06/04	00:01:58	8,133.23
06/05	00:02:26	11,693.47
06/06	00:02:41	11,868.33
06/07	00:03:02	14,497.95
06/08	00:03:41	14,069.02
06/09	00:03:25	11,236.87
06/10	00:03:39	10,105.9
06/11	00:02:16	10,988.42
06/12	00:01:53	9,375.82
06/13	00:02:29	12,371.32
06/14	00:02:44	11,683.6
06/15	00:02:44	14,475.93
06/16	00:02:24	10,456.07
06/17	00:02:25	7,198.18
06/18	00:02:45	12,917.27
06/19	00:01:54	11,898.42
06/20	00:02:09	12,191.9
06/21	00:02:25	12,026.78
06/22	00:02:09	9,867.15
06/23	00:01:37	5,961.07
06/24	00:02:03	7,062.98
06/25	00:02:14	9,787
06/26	00:01:58	10,665.07
06/27	00:01:45	9,548.62

Day	Average Visit Duration	Visitor Minutes
06/28	00:01:55	9,570.5
06/29	00:02:21	10,519.92
06/30	00:01:44	6,920.58
Average	-	10,235.24
Total	-	307,057.2

items 1-30 of 30

Visitors Trend - Help Card



Column Definitions

Time Interval (hour, day, etc.)

A one-year report displays monthly time increments. A one-quarter report displays weekly time increments. A one-month report or a one-week report displays daily time increments. A daily report displays hourly time increments. An hour-long interval marked 12:00, for example, includes all activity between 12:00 and 12:59.

Active Visits

Number of active visits to your web site. If a visit spans multiple time intervals, it is counted in each interval. Every visit from a visitor is counted, even if the same visitor came to your web site multiple times. Also included are zero-length visits. A zero-length visit occurs when all hits for that visit are logged with the exact same time stamp.

Visitors

Number of individuals who visited your site during the report interval. For a daily report, if someone visits more than once, that person is counted only the first time he or she visits. Values of "-" indicate that the detailed data required is not available. This situation occurs when the Top Visitors report has reached its configured limit or when reports for the corresponding period are turned off. For non-daily reports, the visitor measure total is "-" since the same visitor can be counted in multiple intervals.

New Visitors

Number of visitors who had never visited your web site before.

Average Visit Duration

The average amount of time visitors spent at your site within the given time interval. The data is formatted as hh:mm:ss (hours:minutes:seconds). The average visit duration is calculated by dividing the value from the Visitor Minutes column by the value from the Active Visits column.

Visitor Minutes

Number of minutes your web site was viewed, regardless of who was viewing it.



Report Descriptions

Use this page to determine which times your web site is busiest.

Daily averages cut off visits that continue into the next day, whereas weekly averages do not. Therefore, weekly averages may appear a bit longer than daily averages.

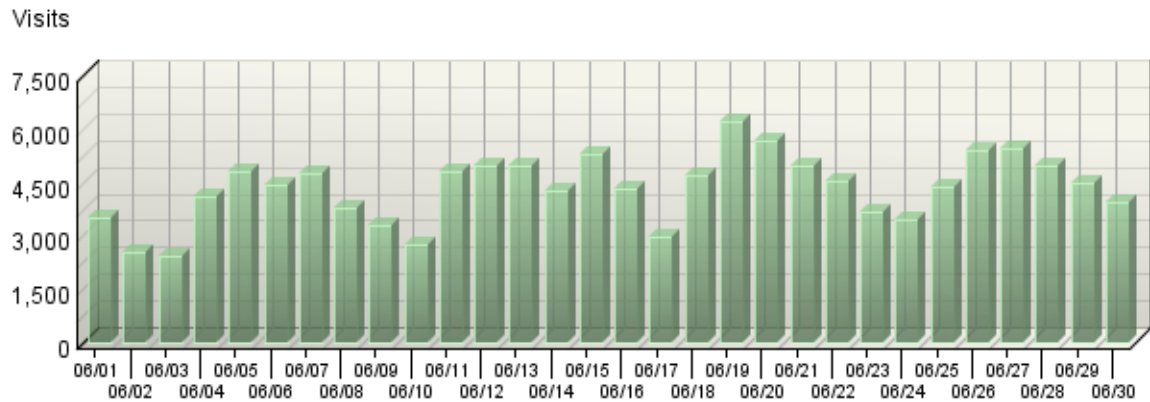
Total - The total for the column. Visits may span more than one time interval and are counted for each hour in this report. We therefore do not provide a total, which would be misleading.

Average - This row gives the average for each column.

Visits Trend

This report shows how the number of visits to your site changes over the course of the report period.

Visits Trend



Visits Trend

Day	Visits	% Visits
06/01	3,529	2.72%
06/02	2,514	1.94%
06/03	2,448	1.89%
06/04	4,108	3.17%
06/05	4,791	3.69%
06/06	4,417	3.40%
06/07	4,753	3.66%
06/08	3,799	2.93%
06/09	3,282	2.53%
06/10	2,761	2.13%
06/11	4,822	3.72%
06/12	4,957	3.82%
06/13	4,969	3.83%
06/14	4,252	3.28%
06/15	5,275	4.07%
06/16	4,334	3.34%
06/17	2,969	2.29%
06/18	4,684	3.61%
06/19	6,227	4.80%

Day	Visits	% Visits
06/20	5,645	4.35%
06/21	4,950	3.82%
06/22	4,555	3.51%
06/23	3,650	2.81%
06/24	3,436	2.65%
06/25	4,380	3.38%
06/26	5,377	4.15%
06/27	5,426	4.18%
06/28	4,983	3.84%
06/29	4,463	3.44%
06/30	3,965	3.06%
Total	129,721	100.00%

items 1-30 of 30

Visits Trend - Help Card



Column Definitions

Time Interval (hour, day, etc.)

A one-year report displays monthly time increments. A one-quarter report displays weekly time increments. A one-month report or a one-week report displays daily time increments. A daily report displays hourly time increments. An hour-long interval marked 12:00, for example, includes all activity between 12:00 and 12:59.

Visits

Number of visits to your site during the specified time interval. A visit is a series of actions that begins when a visitor views their first page from the server, and ends when the visitor leaves the site or remains idle beyond the idle-time limit. The default idle-time limit is thirty minutes. This time limit can be changed by the system administrator.

%

Percentage of visits to your site during the specified time interval compared with all visits to your site during the report period.



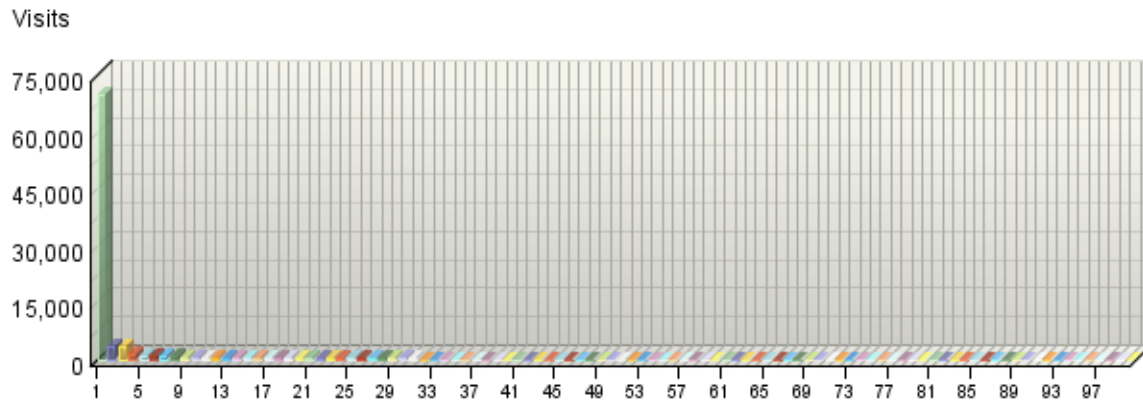
Report Descriptions

Periods of less activity can be considered good times for maintenance and content improvement.

Organizations

If you have enabled the WebTrends GeoTrends Database for this profile, this page will list the most active companies and other organizations visiting your web site.

Organizations



Organizations

	Organization Domain Name	Visits	% Visits	Hits
■ 1.	American Registry for Internet Numbers	69,764	53.78%	91,202
	Unresolved IP Address	47,509	36.62%	62,274
	yahoo.net	15,623	12.04%	17,009
	inktomisearch.com	4,343	3.35%	4,866
	rr.com	470	0.36%	1,342
	sbcglobal.net	312	0.24%	1,061
	comcast.net	231	0.18%	573
	verizon.net	177	0.14%	462
	cox.net	140	0.11%	356
	bellsouth.net	129	0.10%	451
	kosmohost.net	90	0.07%	91
	insightbb.com	83	0.06%	260
	rogers.com	70	0.05%	160
	ulm.edu	57	0.04%	221
	comcastbusiness.net	55	0.04%	352
	ltdomains.com	51	0.04%	73
	suddenlink.net	46	0.04%	172
	frontiernet.net	36	0.03%	72

	Organization Domain Name	Visits	% Visits	Hits
	qwest.net	36	0.03%	69
	amazonaws.com	18	0.01%	573
	embarqhsd.net	18	0.01%	111
■ 2.	Hotmail Corporation	3,624	2.79%	16,138
	Unresolved IP Address	2,962	2.28%	14,558
	phx.gbl	393	0.30%	1,116
	live.com	269	0.21%	464
■ 3.	U.S. Environmental Protection Agency	3,505	2.70%	26,926
	Unresolved IP Address	3,405	2.62%	26,200
	epa.gov	100	0.08%	726
■ 4.	Verizon Trademark Services LLC	1,279	0.99%	4,007
	verizon.net	437	0.34%	1,440
	Unresolved IP Address	407	0.31%	1,323
	comcast.net	180	0.14%	498
	qwest.net	86	0.07%	212
	rr.com	67	0.05%	261
	pacbell.net	32	0.02%	92
	charter.com	25	0.02%	56
	sbcglobal.net	21	0.02%	40
	embarqhsd.net	9	0.01%	29
	greasecar.com	5	0.00%	6
	detroitmi.gov	2	0.00%	3
	Reserved IP Address (private network)	1	0.00%	1
	gojo.com	1	0.00%	1
	molgen.mpg.de	1	0.00%	1
	eastlink.ca	1	0.00%	1
	pressherald.com	1	0.00%	35
	inrcog.org	1	0.00%	2
	sasknet.sk.ca	1	0.00%	1
	alltel.net	1	0.00%	5
■ 5.	EXCALIBUR Group, A Time Warner Company	1,223	0.94%	2,527
	Unresolved IP Address	889	0.69%	1,464
	rr.com	292	0.23%	888
	patmedia.net	5	0.00%	7
	llix.net	4	0.00%	14
	speakeasy.net	4	0.00%	7
	mindspring.com	4	0.00%	85
	cavtel.net	4	0.00%	6
	wavecable.com	2	0.00%	13

	Organization Domain Name	Visits	% Visits	Hits
	steephost.com	2	0.00%	2
	gotwebhost.com	2	0.00%	2
	clearwire-dns.net	2	0.00%	2
	cmdfed.com	2	0.00%	2
	ldmi.com	2	0.00%	4
	cmaaccess.com	1	0.00%	2
	nebnet.net	1	0.00%	1
	onshore.com	1	0.00%	1
	oneringnetworks.net	1	0.00%	1
	grimesgoebel.com	1	0.00%	1
	hphospice.net	1	0.00%	1
	adelphia.net	1	0.00%	2
■ 6.	Microsoft Corp	1,173	0.90%	3,193
	live.com	726	0.56%	1,955
	Unresolved IP Address	419	0.32%	1,178
	phx.gbl	27	0.02%	58
	msn.com	1	0.00%	2
■ 7.	Internet Assigned Numbers Authority	1,072	0.83%	2,358
	Unresolved IP Address	550	0.42%	1,130
	internetserviceteam.com	141	0.11%	165
	122.airtelbroadband.in	99	0.08%	270
	rap.kz	18	0.01%	20
	bti.net.ph	16	0.01%	52
	charter.com	11	0.01%	26
	sky.com	11	0.01%	21
	rogers.com	11	0.01%	12
	netvision.net.il	11	0.01%	19
	vsnl.net.in	10	0.01%	21
	pldt.net	9	0.01%	14
	abo.wanadoo.fr	9	0.01%	20
	orangehomedsl.co.uk	7	0.01%	20
	blueyonder.co.uk	7	0.01%	10
	barak-online.net	6	0.00%	7
	net.t-com.hr	6	0.00%	8
	rr.com	6	0.00%	11
	newsbies.net	6	0.00%	8
	dip0.t-ipconnect.de	5	0.00%	20
	bigpond.net.au	5	0.00%	7
■ 8.	RIPE Network Coordination Centre	936	0.72%	3,251
	Unresolved IP Address	523	0.40%	1,762

Organization	Domain Name	Visits	% Visits	Hits
	abo.wanadoo.fr	73	0.06%	326
	nextgentel.com	71	0.05%	179
	aol.com	30	0.02%	37
	retail.telecomitalia.it	13	0.01%	36
	km23108-04.keymachine.de	9	0.01%	45
	business.telecomitalia.it	7	0.01%	285
	static.qsc.de	6	0.00%	6
	km23546.keymachine.de	5	0.00%	5
	isp.belgacom.be	5	0.00%	16
	blueyonder.co.uk	5	0.00%	17
	ono.com	5	0.00%	24
	rima-tde.net	5	0.00%	7
	telia.com	5	0.00%	20
	paltel.net	5	0.00%	6
	proxad.net	4	0.00%	5
	dip0.t-ipconnect.de	4	0.00%	58
	btopenworld.com	3	0.00%	15
	parsonline.net	3	0.00%	11
	eu.int	3	0.00%	3
■ 9.	Asia Pacific Network Information Center, Pty. Ltd.	745	0.57%	1,663
	inktomisearch.com	401	0.31%	420
	Unresolved IP Address	295	0.23%	1,009
	optusnet.com.au	6	0.00%	10
	hinet.net	5	0.00%	32
	bigpond.net.au	4	0.00%	6
	tttmaxnet.com	4	0.00%	11
	belltel.ph	4	0.00%	21
	in-addr.arpa	3	0.00%	22
	youtele.com	3	0.00%	4
	hcm.fpt.vn	3	0.00%	107
	163data.com.cn	3	0.00%	3
	connect.net.au	2	0.00%	2
	eonet.ne.jp	2	0.00%	2
	xtra.co.nz	2	0.00%	4
	woosh.co.nz	1	0.00%	1
	isp-thailand.com	1	0.00%	1
	sparqnet.net	1	0.00%	2
	2.azcom.ph	1	0.00%	1
	philonline.com	1	0.00%	1

	Organization Domain Name	Visits	% Visits	Hits
	thaiairways.com	1	0.00%	2
■ 10.	America Online, Inc.	715	0.55%	931
	aol.com	474	0.37%	645
	Unresolved IP Address	241	0.19%	286
■ 11.	Asia Pacific Network Information Centre	700	0.54%	2,006
	Unresolved IP Address	462	0.36%	1,369
	telkom.net.id	25	0.02%	36
	asianet.co.th	25	0.02%	51
	bigpond.net.au	22	0.02%	31
	totbb.net	17	0.01%	80
	pldt.net	17	0.01%	35
	tm.net.my	15	0.01%	84
	hinet.net	11	0.01%	24
	ocn.ne.jp	10	0.01%	35
	sify.net	10	0.01%	16
	ij4u.or.jp	6	0.00%	12
	digitelone.com	5	0.00%	11
	tttmaxnet.com	5	0.00%	7
	163data.com.cn	4	0.00%	13
	ucom.ne.jp	4	0.00%	10
	ntu.edu.tw	4	0.00%	19
	adsl.viettel.vn	4	0.00%	15
	61.airtelbroadband.in	3	0.00%	4
	pacific.net.au	3	0.00%	3
	dion.ne.jp	3	0.00%	11
■ 12.	ioNET, Inc.	690	0.53%	4,423
	cosmixcorp.com	293	0.23%	638
	Unresolved IP Address	170	0.13%	3,058
	cuill.com	162	0.12%	337
	ttemi.com	30	0.02%	173
	bingham.com	13	0.01%	144
	cogentco.com	3	0.00%	24
	bmoh.com	2	0.00%	7
	nsta.org	2	0.00%	3
	wwfus.org	2	0.00%	2
	mslo.com	2	0.00%	24
	mc3.edu	1	0.00%	1
	air.org	1	0.00%	1
	mdunetwork.com	1	0.00%	1
	enivalive.com	1	0.00%	2

	Organization Domain Name	Visits	% Visits	Hits
	wennermedia.net	1	0.00%	1
	hess.com	1	0.00%	1
	pwpartners.com	1	0.00%	1
	draadvisors.com	1	0.00%	1
	eheinc.com	1	0.00%	1
	mintz.com	1	0.00%	1
■ 13.	Comcast Cable Communications, Inc.	630	0.49%	1,868
	comcast.net	428	0.33%	1,285
	Unresolved IP Address	202	0.16%	583
■ 14.	Ask Jeeves Inc.	629	0.48%	1,975
	Unresolved IP Address	476	0.37%	851
	ask.com	153	0.12%	1,124
■ 15.	Hollywood Interactive, Inc.	564	0.43%	1,467
	Unresolved IP Address	564	0.43%	1,467
■ 16.	UUNET Technologies, Inc.	533	0.41%	3,657
	Unresolved IP Address	410	0.32%	1,555
	ask.com	79	0.06%	1,977
	alter.net	7	0.01%	13
	static-ip.ravand.ca	6	0.00%	11
	versar.com	6	0.00%	20
	uu.net	4	0.00%	8
	cableone.net	2	0.00%	3
	smiths-group.com	2	0.00%	19
	nrdc.org	2	0.00%	2
	geosyntec.com	1	0.00%	1
	mychoice.net	1	0.00%	2
	dcsc.gov	1	0.00%	3
	deschutes.or.us	1	0.00%	1
	consumersenergy.com	1	0.00%	1
	wideopenwest.com	1	0.00%	1
	aavid.com	1	0.00%	1
	wirelessretailinc.com	1	0.00%	4
	vantageapparel.com	1	0.00%	1
	dawnbreaker.com	1	0.00%	1
	rhplaw.com	1	0.00%	2
■ 17.	Latin American and Caribbean IP address Regional Registry	529	0.41%	1,686
	Unresolved IP Address	228	0.18%	811
	prod-infinitum.com.mx	69	0.05%	221
	speedy.net.pe	22	0.02%	39

	Organization Domain Name	Visits	% Visits	Hits
	cantv.net	14	0.01%	58
	telesp.net.br	14	0.01%	17
	veloxzone.com.br	13	0.01%	59
	telecom.net.ar	12	0.01%	13
	etb.net.co	7	0.01%	22
	brasiltelecom.net.br	7	0.01%	14
	iqm.unicamp.br	7	0.01%	28
	bancoestado.cl	7	0.01%	7
	virtua.com.br	7	0.01%	7
	speedy.com.ar	6	0.00%	6
	fibertel.com.ar	6	0.00%	26
	prima.net.ar	6	0.00%	24
	cable.net.co	6	0.00%	6
	adsl.terra.cl	4	0.00%	6
	anteldata.net.uy	4	0.00%	4
	prod-empresarial.com.mx	4	0.00%	6
	feb.unesp.br	3	0.00%	3
■ 18.	Bell South Intellectual Property Corporation	387	0.30%	1,201
	bellsouth.net	221	0.17%	727
	Unresolved IP Address	135	0.10%	346
	troycable.net	5	0.00%	22
	amazonaws.com	3	0.00%	5
	shawgrp.com	3	0.00%	4
	metrocast.net	3	0.00%	57
	servershost.net	2	0.00%	15
	sliderule.net	1	0.00%	1
	rea-alp.com	1	0.00%	1
	helenachemical.com	1	0.00%	1
	zapeng.com	1	0.00%	5
	bdb.org	1	0.00%	1
	cpbr.org	1	0.00%	7
	i95.net	1	0.00%	1
	hchra.org	1	0.00%	1
	in-addr.arpa	1	0.00%	1
	cobbenenergyphone.com	1	0.00%	1
	coreds.net	1	0.00%	1
	flenviro.com	1	0.00%	1
	spinllc.com	1	0.00%	1
■ 19.	XO Communications, Inc	362	0.28%	3,050
	cuill.com	268	0.21%	2,763

	Organization Domain Name	Visits	% Visits	Hits
	Unresolved IP Address	42	0.03%	75
	xo.net	30	0.02%	47
	aerodyne.com	7	0.01%	107
	fedsources.com	3	0.00%	6
	pa.net	2	0.00%	2
	transwestern.net	2	0.00%	6
	lynchburgva.gov	1	0.00%	2
	tru.ca	1	0.00%	9
	smartlinkcorp.com	1	0.00%	1
	hostexcellence.com	1	0.00%	3
	flightsafety.org	1	0.00%	4
	concentric.net	1	0.00%	2
	freightdesk.net	1	0.00%	22
	acnenergy.com	1	0.00%	1
■ 20.	Road Runner	352	0.27%	1,096
	rr.com	241	0.19%	766
	Unresolved IP Address	111	0.09%	330
■ 21.	CSC Holdings, Inc.	347	0.27%	1,080
	optonline.net	263	0.20%	888
	Unresolved IP Address	84	0.06%	192
■ 22.	Google Inc	343	0.26%	12,409
	googlebot.com	212	0.16%	11,239
	Unresolved IP Address	131	0.10%	1,170
■ 23.	PROVIDER Local Registry	335	0.26%	1,058
	Unresolved IP Address	203	0.16%	590
	proxad.net	23	0.02%	67
	yospace.com	13	0.01%	15
	pol.co.uk	8	0.01%	10
	ttnet.net.tr	6	0.00%	11
	parsonline.net	6	0.00%	38
	as9105.com	5	0.00%	25
	bulldogdsl.com	5	0.00%	11
	seocash.biz	3	0.00%	3
	home.otenet.gr	3	0.00%	58
	pool.t-online.hu	3	0.00%	4
	blueyonder.co.uk	3	0.00%	3
	broadband4.iol.cz	3	0.00%	57
	cable.casema.nl	2	0.00%	13
	dynamic.orange.es	2	0.00%	2
	nb.home.nl	2	0.00%	2

	Organization Domain Name	Visits	% Visits	Hits
	dclient.hispeed.ch	2	0.00%	3
	adsl.forthnet.gr	2	0.00%	2
	vanco.co.uk	2	0.00%	25
	vie.surfer.at	2	0.00%	2
■ 24.	FRANCE TELECOM	321	0.25%	656
	Unresolved IP Address	150	0.12%	322
	fti.net	146	0.11%	207
	abo.wanadoo.fr	24	0.02%	126
	static-ip.oleane.fr	1	0.00%	1
■ 25.	Become Inc.	319	0.25%	2,101
	become.com	282	0.22%	1,796
	Unresolved IP Address	37	0.03%	305
■ 26.	NIB	298	0.23%	885
	Unresolved IP Address	278	0.21%	844
	bb-pune.bsnl.in	3	0.00%	3
	9/24.bsnl.in	2	0.00%	2
	16/24.bsnl.in	2	0.00%	3
	89/24.bsnl.in	2	0.00%	2
	169.bsnl.in	1	0.00%	1
	145/24.bsnl.in	1	0.00%	7
	183/24.bsnl.in	1	0.00%	1
	5/24.bsnl.in	1	0.00%	2
	231/24.bsnl.in	1	0.00%	1
	12/24.bsnl.in	1	0.00%	7
	153/24.bsnl.in	1	0.00%	1
	177/24.bsnl.in	1	0.00%	1
	173/24.bsnl.in	1	0.00%	8
	80/24.bsnl.in	1	0.00%	1
	225/24.bsnl.in	1	0.00%	1
■ 27.	CHARTER COMMUNICATIONS	290	0.22%	1,237
	charter.com	213	0.16%	668
	Unresolved IP Address	74	0.06%	563
	gd-ais.com	1	0.00%	4
	worcesterchamber.org	1	0.00%	1
	ncpath.com	1	0.00%	1
■ 28.	Comcast Cable Communications	282	0.22%	773
	comcast.net	190	0.15%	539
	Unresolved IP Address	92	0.07%	234
■ 29.	Ask Jeeves UK	274	0.21%	462
	Unresolved IP Address	274	0.21%	462

	Organization Domain Name	Visits	% Visits	Hits
■ 30.	Comcast Cable Communications Holdings, Inc.	262	0.20%	901
	comcast.net	168	0.13%	649
	Unresolved IP Address	94	0.07%	252
■ 31.	Pacific Bell Internet Services	260	0.20%	711
	Unresolved IP Address	123	0.09%	316
	pacbell.net	34	0.03%	140
	optonline.net	14	0.01%	26
	yahoo.com	13	0.01%	27
	alphared.com	9	0.01%	15
	washington.edu	6	0.00%	27
	tds.net	6	0.00%	21
	mindspring.com	6	0.00%	16
	90balles.com	6	0.00%	46
	cernel.net	5	0.00%	11
	choiceone.net	5	0.00%	10
	dslblast.com	4	0.00%	12
	sbcglobal.net	4	0.00%	9
	wcg.net	3	0.00%	3
	abac.net	2	0.00%	2
	gothamweb.net	2	0.00%	2
	clearwire-dns.net	2	0.00%	2
	lightpath.net	1	0.00%	4
	dlfclawyers.com	1	0.00%	1
	gwtc.net	1	0.00%	1
■ 32.	Comcast Cable Communications, Inc	247	0.19%	589
	comcast.net	158	0.12%	403
	Unresolved IP Address	89	0.07%	186
■ 33.	Verizon Internet Services	237	0.18%	725
	verizon.net	175	0.13%	520
	Unresolved IP Address	54	0.04%	189
	baltimorecity.gov	3	0.00%	5
	gibson-thomas.com	2	0.00%	8
	dvcenter.org	1	0.00%	1
	caldwell.edu	1	0.00%	1
	fema.gov	1	0.00%	1
■ 34.	CHINANET beijing province network	229	0.18%	307
	Unresolved IP Address	228	0.18%	306
	163data.com.cn	1	0.00%	1
■ 35.	COX COMMUNICATIONS	224	0.17%	562

	Organization Domain Name	Visits	% Visits	Hits
	cox.net	167	0.13%	387
	Unresolved IP Address	55	0.04%	172
	sbc Cox.net	2	0.00%	3
36.	Picsearch AB	221	0.17%	275
	Unresolved IP Address	152	0.12%	183
	picsearch.com	69	0.05%	92
37.	Easten Network Co.	219	0.17%	305
	Unresolved IP Address	219	0.17%	305
38.	Atlantech Online, Inc.	219	0.17%	467
	freewebz.com	114	0.09%	246
	Unresolved IP Address	83	0.06%	177
	cos.com	17	0.01%	35
	atlantech.net	5	0.00%	9
39.	University of Illinois at Urbana Champaign	217	0.17%	627
	uiuc.edu	143	0.11%	450
	Unresolved IP Address	74	0.06%	177
40.	Cox Communications Inc.	217	0.17%	2,631
	cox.net	172	0.13%	2,540
	Unresolved IP Address	42	0.03%	85
	horizontent.com	2	0.00%	5
	hobsonassoc.com	1	0.00%	1
41.	Videsh Sanchar Nigam Ltd - India.	215	0.17%	736
	vsnl.net.in	130	0.10%	377
	Unresolved IP Address	63	0.05%	212
	iitm.ac.in	7	0.01%	53
	eth.net	3	0.00%	16
	ccmb.res.in	2	0.00%	3
	barc.gov.in	2	0.00%	2
	iip.res.in	1	0.00%	31
	nal.res.in	1	0.00%	22
	jncasr.ac.in	1	0.00%	13
	ncbs.res.in	1	0.00%	1
	mdi.ac.in	1	0.00%	1
	wii.gov.in	1	0.00%	1
	ibab.ac.in	1	0.00%	1
	cdac.in	1	0.00%	3
42.	RIPE NCC	200	0.15%	746
	Unresolved IP Address	113	0.09%	376
	ttnet.net.tr	20	0.02%	79
	rima-tde.net	12	0.01%	57

	Organization Domain Name	Visits	% Visits	Hits
	as9105.com	9	0.01%	19
	clients.your-server.de	8	0.01%	12
	bezeqint.net	7	0.01%	9
	arcor-ip.net	6	0.00%	35
	proxad.net	4	0.00%	17
	dsl.speedlinq.nl	3	0.00%	5
	elisa-laajakaista.fi	2	0.00%	22
	highway.telekom.at	2	0.00%	10
	customers.vivodi.gr	2	0.00%	74
	umc.net.ua	1	0.00%	1
	stk.vectranet.pl	1	0.00%	2
	top.net.ua	1	0.00%	1
	bwf.ru	1	0.00%	1
	adsl.vol.cz	1	0.00%	14
	luxdsl.pt.lu	1	0.00%	1
	bezdrev.net	1	0.00%	6
	broadband6.iol.cz	1	0.00%	1
■ 43.	Comcast Cable Communications, IP Services	197	0.15%	645
	comcast.net	121	0.09%	385
	Unresolved IP Address	76	0.06%	260
■ 44.	Verizon Internet Services Inc.	195	0.15%	829
	verizon.net	160	0.12%	742
	Unresolved IP Address	35	0.03%	87
■ 45.	Level 3 Communications, Inc.	194	0.15%	356
	Unresolved IP Address	101	0.08%	152
	level3.net	63	0.05%	154
	ev1servers.net	13	0.01%	16
	halliburton.com	5	0.00%	5
	calacademy.org	4	0.00%	9
	devgateway.org	3	0.00%	4
	grantcentral.com	1	0.00%	11
	vermontel.net	1	0.00%	1
	warpdiveonline.com	1	0.00%	1
	yahoo.com	1	0.00%	2
	coxomaha.net	1	0.00%	1
■ 46.	Qwest Communications International Inc.	192	0.15%	452
	Unresolved IP Address	95	0.07%	169
	qwest.net	86	0.07%	269
	saturnsys.com	1	0.00%	1
	sabey.com	1	0.00%	1

	Organization Domain Name	Visits	% Visits	Hits
	o1.com	1	0.00%	3
	ptswa.com	1	0.00%	1
	engineyard.com	1	0.00%	2
	gordonenvironmental.com	1	0.00%	1
	tetonwireless.com	1	0.00%	1
	deltanu.com	1	0.00%	1
	thebankforme.com	1	0.00%	1
	serverpronto.com	1	0.00%	1
	lcrep.org	1	0.00%	1
■ 47.	University of Washington	175	0.13%	495
	washington.edu	125	0.10%	347
	Unresolved IP Address	50	0.04%	148
■ 48.	Southwestern Bell Internet Services, Inc.	168	0.13%	462
	Unresolved IP Address	73	0.06%	138
	swbell.net	24	0.02%	90
	mindspring.com	12	0.01%	29
	juch-tech.com	5	0.00%	11
	ldial.com	5	0.00%	17
	archive.org	4	0.00%	19
	rr.com	4	0.00%	4
	fuse.net	3	0.00%	5
	comporium.net	3	0.00%	3
	dreamhost.com	3	0.00%	3
	rogers.com	3	0.00%	80
	sfgov.org	2	0.00%	16
	dejazzd.com	2	0.00%	2
	esc2.net	2	0.00%	5
	lgca.org	2	0.00%	2
	sonic.net	2	0.00%	4
	epix.net	2	0.00%	7
	patmedia.net	2	0.00%	10
	gvtc.com	2	0.00%	2
	valassis.com	1	0.00%	2
■ 49.	Michigan State University	168	0.13%	567
	msu.edu	86	0.07%	283
	Unresolved IP Address	82	0.06%	284
■ 50.	Reliance Infocom Ltd.	166	0.13%	680
	Unresolved IP Address	162	0.12%	676
	bhu.ac.in	2	0.00%	2
	unilever.com	1	0.00%	1

	Organization Domain Name	Visits	% Visits	Hits
	relianceworld.in	1	0.00%	1
51.	University of Arizona	155	0.12%	672
	Unresolved IP Address	83	0.06%	317
	arizona.edu	72	0.06%	355
52.	Texas A&M University	154	0.12%	785
	tamu.edu	108	0.08%	575
	Unresolved IP Address	43	0.03%	206
	tamus.edu	3	0.00%	4
53.	University of Florida	152	0.12%	527
	ufl.edu	102	0.08%	343
	Unresolved IP Address	43	0.03%	172
	rgp-worker	7	0.01%	12
54.	Battelle Pacific Northwest Laboratory	149	0.11%	406
	pnl.gov	111	0.09%	343
	Unresolved IP Address	38	0.03%	63
55.	Pennsylvania State University	147	0.11%	572
	psu.edu	91	0.07%	380
	Unresolved IP Address	56	0.04%	192
56.	Google Inc.	146	0.11%	233
	Unresolved IP Address	146	0.11%	233
57.	Duke University	141	0.11%	328
	duke.edu	108	0.08%	251
	Unresolved IP Address	32	0.02%	76
	dorothy.dcm	1	0.00%	1
58.	National Internet Backbone	139	0.11%	382
	Unresolved IP Address	135	0.10%	378
	thirumalaichemicals.com	3	0.00%	3
	gnfc.in	1	0.00%	1
59.	University of Michigan -- ITD	138	0.11%	365
	umich.edu	93	0.07%	210
	Unresolved IP Address	45	0.03%	155
60.	NOC4Hosts Inc.	133	0.10%	135
	Unresolved IP Address	133	0.10%	135
61.	University of California, Davis	129	0.10%	350
	Unresolved IP Address	81	0.06%	234
	ucdavis.edu	48	0.04%	116
62.	Covad Communications Company	128	0.10%	370
	covad.net	87	0.07%	213
	Unresolved IP Address	34	0.03%	145
	achatespower.com	1	0.00%	1

	Organization Domain Name	Visits	% Visits	Hits
	wagner.com	1	0.00%	2
	nscs.org	1	0.00%	3
	cliftonnj.org	1	0.00%	3
	prismmedical.com	1	0.00%	1
	intarch.com	1	0.00%	1
	lbpa.com	1	0.00%	1
■ 63.	Websense	126	0.10%	128
	twtelecom.net	125	0.10%	127
	Unresolved IP Address	1	0.00%	1
■ 64.	PROVIDER	125	0.10%	262
	Unresolved IP Address	84	0.06%	172
	aloola.sy	8	0.01%	20
	ono.com	7	0.01%	11
	bredband.comhem.se	5	0.00%	6
	caravan.ru	4	0.00%	4
	squ.edu.om	2	0.00%	7
	divona.net	2	0.00%	2
	isp.belgacom.be	2	0.00%	2
	adsl.ncore.de	1	0.00%	1
	pettit.ie	1	0.00%	1
	statistics.sk	1	0.00%	1
	proplex.ru	1	0.00%	1
	africaonline.com.gh	1	0.00%	1
	business.vianw.pt	1	0.00%	1
	cafe.tg	1	0.00%	1
	dempingcenter.ru	1	0.00%	1
	237.spine.pl	1	0.00%	1
	intrasoft.be	1	0.00%	1
	barak.net.il	1	0.00%	28
■ 65.	Earthlink, Inc.	124	0.10%	349
	mindspring.com	77	0.06%	211
	Unresolved IP Address	40	0.03%	126
	earthlink.net	7	0.01%	12
■ 66.	WebVision/ATMLINK Inc.	122	0.09%	122
	Unresolved IP Address	122	0.09%	122
■ 67.	University of California, Riverside	120	0.09%	592
	Unresolved IP Address	59	0.05%	222
	ucr.edu	50	0.04%	344
	enr.local	11	0.01%	26
■ 68.	University of North Carolina	116	0.09%	334

	Organization Domain Name	Visits	% Visits	Hits
	unc.edu	82	0.06%	206
	Unresolved IP Address	34	0.03%	128
69.	EZZI.NET	114	0.09%	158
	Unresolved IP Address	112	0.09%	156
	svservers.com	1	0.00%	1
	ezzi.net	1	0.00%	1
70.	Colorado State University	112	0.09%	369
	colostate.edu	70	0.05%	265
	Unresolved IP Address	37	0.03%	92
	6hlsb71	5	0.00%	12
71.	Road Runner-Commercial	112	0.09%	618
	rr.com	66	0.05%	447
	Unresolved IP Address	34	0.03%	148
	k12.nc.us	2	0.00%	3
	mmsysinc.com	1	0.00%	1
	dha.com	1	0.00%	1
	utekcorp.com	1	0.00%	1
	k12.ny.us	1	0.00%	1
	mmihouston.com	1	0.00%	5
	rhsc.org	1	0.00%	1
	searchirc.com	1	0.00%	1
	leaderlink.com	1	0.00%	1
	devinetarbell.com	1	0.00%	5
	tdo.org	1	0.00%	3
72.	University of Wisconsin	110	0.08%	286
	Unresolved IP Address	81	0.06%	200
	wisc.edu	29	0.02%	86
73.	Uninet	110	0.08%	279
	Unresolved IP Address	94	0.07%	247
	mahidol.ac.th	12	0.01%	22
	buu.ac.th	3	0.00%	9
	kmutt.ac.th	1	0.00%	1
74.	DELEGATED BLOCK	110	0.08%	150
	Unresolved IP Address	89	0.07%	118
	exabot.com	17	0.01%	28
	exalead.com	2	0.00%	2
	ki.se	1	0.00%	1
	ifpan.edu.pl	1	0.00%	1
75.	AfriNIC - www.afrinic.net	109	0.08%	258
	Unresolved IP Address	45	0.03%	125

	Organization Domain Name	Visits	% Visits	Hits
	tedata.net	39	0.03%	98
	saix.net	10	0.01%	11
	telecomplus.net	3	0.00%	4
	catie.ac.cr	2	0.00%	8
	syrex.co.za	2	0.00%	2
	iam.net.ma	2	0.00%	4
	sentehsa.net	1	0.00%	1
	durban.gov.za	1	0.00%	1
	centennialrd.com	1	0.00%	1
	netcomng.com	1	0.00%	1
	mtn.co.za	1	0.00%	1
	vodacom.co.za	1	0.00%	1
■ 76.	AT&T Corp.	109	0.08%	253
	Unresolved IP Address	69	0.05%	136
	mchsi.com	20	0.02%	28
	att.net	2	0.00%	3
	att-inc.com	2	0.00%	26
	resourceslawgroup.com	2	0.00%	2
	sedonalibrary.org	2	0.00%	5
	mascohq.com	2	0.00%	2
	nwtec.com	1	0.00%	1
	cell1net.net	1	0.00%	12
	ninesigma.com	1	0.00%	1
	emdiefels.com	1	0.00%	1
	nfib.org	1	0.00%	1
	weldedtubes.com	1	0.00%	3
	etinternet.net	1	0.00%	2
	12-198-125-2att-inc.com	1	0.00%	1
	clearviewcatv.net	1	0.00%	3
	queenslibrary.org	1	0.00%	26
■ 77.	ThePlanet.com Internet Services, Inc.	108	0.08%	157
	Unresolved IP Address	91	0.07%	136
	theplanet.com	10	0.01%	14
	asmallorange.com	2	0.00%	2
	hostgator.com	2	0.00%	2
	chosting.com	2	0.00%	2
	hostxtremplus.com	1	0.00%	1
■ 78.	ComSource, Inc	106	0.08%	647
	Unresolved IP Address	88	0.07%	610
	cdm.com	6	0.00%	21

	Organization Domain Name	Visits	% Visits	Hits
	usfilter.com	3	0.00%	5
	netmechanic.com	2	0.00%	3
	sigecom.net	2	0.00%	2
	lmscae.com	1	0.00%	1
	amegybank.com	1	0.00%	2
	ecpartners.com	1	0.00%	1
	dvn.com	1	0.00%	1
	latticesemi.com	1	0.00%	1
■ 79.	University of Missouri at Columbia	105	0.08%	198
	Unresolved IP Address	81	0.06%	143
	missouri.edu	24	0.02%	55
■ 80.	North Carolina State University	105	0.08%	284
	ncsu.edu	81	0.06%	202
	Unresolved IP Address	22	0.02%	80
	shealabwireless	1	0.00%	1
	1202-toxwireless	1	0.00%	1
■ 81.	African Network Information Center	104	0.08%	333
	Unresolved IP Address	73	0.06%	237
	4u.com.gh	7	0.01%	35
	link.com.eg	5	0.00%	17
	aviso.ci	5	0.00%	5
	accesskenya.com	4	0.00%	4
	bol.co.tz	2	0.00%	6
	up.ac.za	2	0.00%	23
	starcomms.net	2	0.00%	2
	telkom-ipnet.co.za	1	0.00%	1
	mtn.co.za	1	0.00%	1
	sita.co.za	1	0.00%	1
	telone.co.zw	1	0.00%	1
■ 82.	Oregon State University	103	0.08%	328
	oregonstate.edu	58	0.04%	161
	Unresolved IP Address	34	0.03%	139
	orst.edu	11	0.01%	28
■ 83.	Purdue University	100	0.08%	279
	purdue.edu	74	0.06%	209
	Unresolved IP Address	26	0.02%	70
■ 84.	University of Tennessee	99	0.08%	333
	Unresolved IP Address	72	0.06%	260
	utk.edu	27	0.02%	73
■ 85.	Desert Research Institute,	96	0.07%	204

	Organization Domain Name	Visits	% Visits	Hits
	Unresolved IP Address	67	0.05%	146
	dri.edu	29	0.02%	58
86.	CoreExpress	96	0.07%	105
	Unresolved IP Address	90	0.07%	95
	calpop.com	5	0.00%	6
	truehomebiza.com	1	0.00%	4
87.	RCN	96	0.07%	301
	rcn.com	71	0.05%	229
	Unresolved IP Address	24	0.02%	68
	rpa.org	1	0.00%	4
88.	Comite Gestor da Internet no Brasil	96	0.07%	216
	Unresolved IP Address	50	0.04%	114
	veloxzone.com.br	12	0.01%	40
	virtua.com.br	12	0.01%	18
	telesp.net.br	8	0.01%	16
	brasiltelecom.net.br	4	0.00%	13
	uenf.br	2	0.00%	2
	telemar.net.br	2	0.00%	3
	unilever.com	1	0.00%	1
	ufpr.br	1	0.00%	1
	baydenet.com.br	1	0.00%	2
	gvt.net.br	1	0.00%	1
	wirelink.com.br	1	0.00%	4
	cprm.gov.br	1	0.00%	1
89.	Cornell University	93	0.07%	306
	cornell.edu	65	0.05%	250
	Unresolved IP Address	20	0.02%	48
	nsdl.org	8	0.01%	8
90.	Telekom Malaysia Berhad	92	0.07%	342
	tm.net.my	57	0.04%	187
	Unresolved IP Address	35	0.03%	155
91.	Frontier Information Technologies INC	92	0.07%	417
	alexa.com	45	0.03%	320
	Unresolved IP Address	41	0.03%	76
	frontiernet.net	2	0.00%	8
	lakemont.com	1	0.00%	1
	omnimeans.com	1	0.00%	9
	monroeplan.com	1	0.00%	2
	ispnetbilling.com	1	0.00%	1
92.	University of Iowa	91	0.07%	211

	Organization Domain Name	Visits	% Visits	Hits
	uiowa.edu	64	0.05%	151
	Unresolved IP Address	26	0.02%	59
	uiowa.net	1	0.00%	1
■ 93.	Shaw CableSystems G.P.	91	0.07%	179
	Unresolved IP Address	47	0.04%	90
	shawcable.net	43	0.03%	88
	calgaryscience.ca	1	0.00%	1
■ 94.	University of California at Berkeley	90	0.07%	305
	berkeley.edu	67	0.05%	161
	Unresolved IP Address	23	0.02%	144
■ 95.	University of South Florida	90	0.07%	248
	Unresolved IP Address	63	0.05%	172
	usf.edu	25	0.02%	74
	usgs.gov	2	0.00%	2
■ 96.	University of Georgia	86	0.07%	237
	Unresolved IP Address	43	0.03%	116
	uga.edu	43	0.03%	121
■ 97.	Research Triangle Institute	86	0.07%	205
	Unresolved IP Address	46	0.04%	111
	rti.org	40	0.03%	94
■ 98.	Harvard University	84	0.06%	228
	harvard.edu	58	0.04%	150
	Unresolved IP Address	21	0.02%	68
	caregroup.org	3	0.00%	5
	partners.org	2	0.00%	5
■ 99.	Oklahoma State University	84	0.06%	251
	Unresolved IP Address	60	0.05%	161
	okstate.edu	24	0.02%	90
■ 100.	Battelle Memorial Institute	83	0.06%	370
	Unresolved IP Address	51	0.04%	79
	battelle.com	31	0.02%	289
	dsl.net	1	0.00%	2
■ 101.	IP pools	82	0.06%	138
	btcentralplus.com	48	0.04%	68
	Unresolved IP Address	34	0.03%	70
■ 102.	Norwegian University of Science and Technology	82	0.06%	106
	idi.ntnu.no	75	0.06%	97
	Unresolved IP Address	2	0.00%	2
	nt.ntnu.no	2	0.00%	2

	Organization Domain Name	Visits	% Visits	Hits
	bygg.ntnu.no	2	0.00%	4
	iot.ntnu.no	1	0.00%	1
103.	Texas Parks & Wildlife Department	81	0.06%	87
	Unresolved IP Address	81	0.06%	87
104.	USDA Office of Operations	81	0.06%	220
	Unresolved IP Address	45	0.03%	104
	fs.fed.us	32	0.02%	110
	usda.gov	4	0.00%	6
105.	ICF Consulting Group, Inc.	81	0.06%	494
	icfconsulting.com	64	0.05%	437
	Unresolved IP Address	17	0.01%	57
106.	Layered Technologies, Inc.	80	0.06%	94
	svservers.com	44	0.03%	45
	Unresolved IP Address	26	0.02%	38
	ltdomains.com	5	0.00%	5
	maxamine.net	3	0.00%	3
	servolet.com	1	0.00%	2
	rhytha.info	1	0.00%	1
107.	Comcast Cable Communications Holdings, Inc	79	0.06%	298
	comcast.net	47	0.04%	96
	Unresolved IP Address	32	0.02%	202
108.	University of California, Irvine	78	0.06%	296
	uci.edu	53	0.04%	207
	Unresolved IP Address	25	0.02%	89
109.	Rcp.net	77	0.06%	101
	Unresolved IP Address	62	0.05%	86
	bmezine.com	15	0.01%	15
110.	University of Delaware	75	0.06%	238
	udel.edu	63	0.05%	178
	Unresolved IP Address	12	0.01%	60
111.	University of Maryland	73	0.06%	224
	umd.edu	56	0.04%	179
	Unresolved IP Address	17	0.01%	45
112.	University of New Hampshire	73	0.06%	442
	unh.edu	63	0.05%	415
	Unresolved IP Address	10	0.01%	27
113.	Rutgers University	73	0.06%	203
	rutgers.edu	48	0.04%	140
	Unresolved IP Address	25	0.02%	63

	Organization Domain Name	Visits	% Visits	Hits
■ 114.	Time Warner Telecom	72	0.06%	2,118
	twtelecom.net	34	0.03%	1,970
	Unresolved IP Address	29	0.02%	135
	guildassociates.com	2	0.00%	4
	flinn.oeg	2	0.00%	3
	digitalsmiths.com	1	0.00%	1
	kaxy.com	1	0.00%	1
	resservices.com	1	0.00%	1
	authentec.com	1	0.00%	1
	btas.com	1	0.00%	2
■ 115.	Internet Allegiance, Inc.	72	0.06%	152
	algx.net	36	0.03%	78
	Unresolved IP Address	24	0.02%	29
	lewis-burke.com	6	0.00%	33
	gsfn.com	1	0.00%	2
	in-addr.arpa	1	0.00%	2
	icta.org	1	0.00%	5
	kiffanalytical.com	1	0.00%	1
	ceterisgroup.com	1	0.00%	1
	puresyn.com	1	0.00%	1
■ 116.	Georgia Institute of Technology	72	0.06%	773
	gatech.edu	52	0.04%	413
	Unresolved IP Address	20	0.02%	360
■ 117.	Stanford University Network	72	0.06%	2,431
	stanford.edu	45	0.03%	2,108
	Unresolved IP Address	27	0.02%	323
■ 118.	University of Minnesota	71	0.05%	187
	umn.edu	45	0.03%	112
	Unresolved IP Address	26	0.02%	75
■ 119.	West Virginia University	69	0.05%	144
	Unresolved IP Address	45	0.03%	106
	wvu.edu	24	0.02%	38
■ 120.	University of Massachusetts	69	0.05%	166
	umass.edu	66	0.05%	142
	Unresolved IP Address	3	0.00%	24
■ 121.	TELEFONICA DE ESPANA	69	0.05%	120
	rima-tde.net	47	0.04%	83
	Unresolved IP Address	22	0.02%	37
■ 122.	Johns Hopkins University	69	0.05%	217
	Unresolved IP Address	36	0.03%	125

	Organization Domain Name	Visits	% Visits	Hits
	jhsph.edu	25	0.02%	79
	jhu.edu	8	0.01%	13
123.	Columbia University	68	0.05%	166
	columbia.edu	56	0.04%	148
	Unresolved IP Address	12	0.01%	18
124.	University of California, Santa Barbara	67	0.05%	203
	ucsb.edu	42	0.03%	121
	Unresolved IP Address	25	0.02%	82
125.	Ethiopian Telecommunication corporation	67	0.05%	271
	Unresolved IP Address	66	0.05%	270
	ethiopianairlines.com	1	0.00%	1
126.	Arizona State University	66	0.05%	213
	Unresolved IP Address	47	0.04%	164
	asu.edu	19	0.01%	49
127.	University of Connecticut	64	0.05%	252
	uconn.edu	51	0.04%	179
	Unresolved IP Address	13	0.01%	73
128.	Here for in-addr,arpa authentication	62	0.05%	186
	Unresolved IP Address	42	0.03%	143
	iwayafrica.com	6	0.00%	10
	ttcldata.net	4	0.00%	9
	directonpc.com	2	0.00%	2
	nitelnet.com	2	0.00%	2
	mweb.co.za	2	0.00%	2
	mwebafrica.com	1	0.00%	12
	gmv.es	1	0.00%	1
	zol.co.zw	1	0.00%	1
	lisluanda.com	1	0.00%	4
129.	D. A. Cox Enterprises, Incorporated	62	0.05%	121
	cox.net	36	0.03%	67
	Unresolved IP Address	19	0.01%	47
	narrabay.com	3	0.00%	3
	solutionip.com	2	0.00%	2
	gmavt.net	2	0.00%	2
130.	PT. Telekomunikasi Indonesia	62	0.05%	174
	Unresolved IP Address	34	0.03%	81
	telkom.net.id	28	0.02%	93
131.	Woods Hole Oceanographic Institution	61	0.05%	185
	whoi.edu	42	0.03%	151
	Unresolved IP Address	18	0.01%	33

	Organization Domain Name	Visits	% Visits	Hits
	usgs.gov	1	0.00%	1
132.	Lycos, Inc	59	0.05%	73
	Unresolved IP Address	59	0.05%	73
133.	University of Texas at Austin	59	0.05%	166
	utexas.edu	50	0.04%	155
	Unresolved IP Address	9	0.01%	11
134.	Applied Information Management Services	59	0.05%	91
	Unresolved IP Address	59	0.05%	91
135.	Auburn University	58	0.04%	176
	auburn.edu	42	0.03%	139
	Unresolved IP Address	16	0.01%	37
136.	Kansas State University	58	0.04%	147
	ksu.edu	31	0.02%	77
	Unresolved IP Address	22	0.02%	50
	k-state.edu	4	0.00%	15
	in-addr.arpa	1	0.00%	5
137.	Mediacom Communications Corp	58	0.04%	110
	mchsi.com	52	0.04%	99
	Unresolved IP Address	6	0.00%	11
138.	UNIVERSITY OF IDAHO	58	0.04%	229
	Unresolved IP Address	33	0.03%	161
	uidaho.edu	25	0.02%	68
139.	Iowa State University	57	0.04%	298
	iastate.edu	30	0.02%	105
	Unresolved IP Address	26	0.02%	192
	nssl.gov	1	0.00%	1
140.	Virginia Tech CNS	57	0.04%	120
	vt.edu	44	0.03%	99
	Unresolved IP Address	13	0.01%	21
141.	Ministry of Education Computer Center	57	0.04%	183
	Unresolved IP Address	38	0.03%	123
	sinica.edu.tw	5	0.00%	13
	nkfust.edu.tw	2	0.00%	11
	tnit.edu.tw	2	0.00%	2
	cmu.edu.tw	2	0.00%	2
	csmu.edu.tw	2	0.00%	25
	kuas.edu.tw	1	0.00%	1
	chu.edu.tw	1	0.00%	1
	mcu.edu.tw	1	0.00%	2
	ym.edu.tw	1	0.00%	1

	Organization Domain Name	Visits	% Visits	Hits
	ccu.edu.tw	1	0.00%	1
	nsrrc.org.tw	1	0.00%	1
■ 142.	Oak Ridge National Laboratory	56	0.04%	84
	ornl.gov	29	0.02%	52
	Unresolved IP Address	27	0.02%	32
■ 143.	Sprint - Advanced Network Services	56	0.04%	155
	embarqhsd.net	38	0.03%	97
	Unresolved IP Address	18	0.01%	58
■ 144.	KOREA TELECOM	56	0.04%	132
	Unresolved IP Address	55	0.04%	131
	yonsei.ac.kr	1	0.00%	1
■ 145.	Ohio State University	55	0.04%	109
	ohio-state.edu	35	0.03%	75
	Unresolved IP Address	16	0.01%	21
	osumc.edu	4	0.00%	13
■ 146.	Miami University	55	0.04%	152
	Unresolved IP Address	28	0.02%	101
	muohio.edu	27	0.02%	51
■ 147.	Wisconsin Department of Natural Resources	55	0.04%	220
	Unresolved IP Address	55	0.04%	220
■ 148.	Education and Research Network	55	0.04%	154
	Unresolved IP Address	54	0.04%	117
	jdvu.ac.in	1	0.00%	37
■ 149.	University of Maryland Center for Environmental Science	55	0.04%	231
	umces.edu	36	0.03%	171
	Unresolved IP Address	19	0.01%	60
■ 150.	America OnLine	54	0.04%	139
	aol.com	34	0.03%	72
	Unresolved IP Address	20	0.02%	67
■ 151.	University of Utah	54	0.04%	109
	utah.edu	36	0.03%	87
	Unresolved IP Address	18	0.01%	22
■ 152.	University of California at San Diego	54	0.04%	328
	ucsd.edu	28	0.02%	101
	Unresolved IP Address	26	0.02%	227
■ 153.	University of California, Los Angeles	54	0.04%	373
	Unresolved IP Address	33	0.03%	237
	ucla.edu	21	0.02%	136
■ 154.	Washington State University	54	0.04%	163

	Organization Domain Name	Visits	% Visits	Hits
	wsu.edu	42	0.03%	137
	Unresolved IP Address	12	0.01%	26
155.	University of Hawaii	54	0.04%	106
	Unresolved IP Address	26	0.02%	64
	hawaii.edu	26	0.02%	40
	bishopmuseum.org	1	0.00%	1
	honolulu.gov	1	0.00%	1
156.	U.S. Geological Survey	54	0.04%	152
	usgs.gov	36	0.03%	118
	Unresolved IP Address	18	0.01%	34
157.	Deutsche Telekom Online Service GmbH	53	0.04%	180
	t-dialin.net	26	0.02%	110
	Unresolved IP Address	18	0.01%	54
	dip0.t-ipconnect.de	9	0.01%	16
158.	University of Cincinnati	53	0.04%	201
	uc.edu	39	0.03%	99
	Unresolved IP Address	14	0.01%	102
159.	University of South Carolina	53	0.04%	167
	Unresolved IP Address	39	0.03%	131
	sc.edu	11	0.01%	30
	ch-1324	1	0.00%	3
	ch-0150	1	0.00%	1
	ch-1051	1	0.00%	2
160.	Satyam Infoway Limited	53	0.04%	134
	sify.net	33	0.03%	75
	Unresolved IP Address	19	0.01%	58
	ac.in	1	0.00%	1
161.	MTNL CAT B ISP	52	0.04%	301
	bol.net.in	23	0.02%	181
	Unresolved IP Address	16	0.01%	42
	mtnl.net.in	13	0.01%	78
162.	US Forest Service	52	0.04%	191
	fs.fed.us	44	0.03%	172
	Unresolved IP Address	8	0.01%	19
163.	HIVELOCITY VENTURES CORP	51	0.04%	51
	Unresolved IP Address	50	0.04%	50
	alkatraz.com.pl	1	0.00%	1
164.	Massachusetts Institute of Technology	51	0.04%	407
	mit.edu	38	0.03%	278
	Unresolved IP Address	10	0.01%	124

	Organization Domain Name	Visits	% Visits	Hits
	w3.org	3	0.00%	5
■ 165.	University of Maine System	51	0.04%	115
	maine.edu	39	0.03%	97
	Unresolved IP Address	11	0.01%	17
	uma.edu	1	0.00%	1
■ 166.	CITY UNIVERSITY OF NEW YORK	50	0.04%	107
	Unresolved IP Address	40	0.03%	81
	cuny.edu	9	0.01%	25
	uph2	1	0.00%	1
■ 167.	Casablanca INT	50	0.04%	50
	upl.cz	50	0.04%	50
■ 168.	Yale University	50	0.04%	120
	yale.edu	43	0.03%	102
	Unresolved IP Address	7	0.01%	18
■ 169.	North Carolina Research and Education Network	49	0.04%	173
	unc.edu	33	0.03%	106
	Unresolved IP Address	15	0.01%	66
	winstonsalem.com	1	0.00%	1
■ 170.	The University of Texas at El Paso	49	0.04%	137
	utep.edu	25	0.02%	70
	Unresolved IP Address	20	0.02%	54
	sphgibbs2	1	0.00%	1
	mshome.net	1	0.00%	8
	sel	1	0.00%	1
	educ315-104806	1	0.00%	3
■ 171.	Argonne National Laboratory	49	0.04%	190
	anl.gov	37	0.03%	155
	Unresolved IP Address	9	0.01%	14
	anl-external.org	3	0.00%	21
■ 172.	Texas Tech University	48	0.04%	118
	ttu.edu	33	0.03%	80
	Unresolved IP Address	15	0.01%	38
■ 173.	Japan Network Information Center	48	0.04%	82
	Unresolved IP Address	30	0.02%	60
	hokudai.ac.jp	4	0.00%	4
	osaka-u.ac.jp	2	0.00%	2
	hiroshima-u.ac.jp	1	0.00%	1
	kobe-u.ac.jp	1	0.00%	1
	nihon-u.ac.jp	1	0.00%	1

	Organization Domain Name	Visits	% Visits	Hits
	yamaguchi-u.ac.jp	1	0.00%	1
	mes.co.jp	1	0.00%	1
	kumamoto-u.ac.jp	1	0.00%	1
	nda.ac.jp	1	0.00%	1
	sut.ac.jp	1	0.00%	2
	ibm.com	1	0.00%	1
	tsukuba.ac.jp	1	0.00%	1
	osaka-sandai.ac.jp	1	0.00%	1
	client.chiba-u.jp	1	0.00%	4
■ 174.	imported inetnum object for STPL-3	47	0.04%	62
	singnet.com.sg	24	0.02%	29
	Unresolved IP Address	23	0.02%	33
■ 175.	Carnegie-Mellon University	47	0.04%	156
	cmu.edu	30	0.02%	129
	Unresolved IP Address	17	0.01%	27
■ 176.	Medinet d.o.o.	47	0.04%	242
	Unresolved IP Address	47	0.04%	242
■ 177.	Los Alamos National Laboratory	47	0.04%	95
	lanl.gov	34	0.03%	80
	Unresolved IP Address	13	0.01%	15
■ 178.	Vietnam Posts and Telecommunications	46	0.04%	205
	Unresolved IP Address	41	0.03%	165
	localhost	5	0.00%	40
■ 179.	SUNY at Stony Brook	46	0.04%	124
	sunysb.edu	27	0.02%	87
	Unresolved IP Address	17	0.01%	34
	stonybrook.edu	2	0.00%	3
■ 180.	Yahoo	46	0.04%	98
	Unresolved IP Address	27	0.02%	45
	yahoo.com	19	0.01%	53
■ 181.	Concentric Network Corporation	46	0.04%	217
	Unresolved IP Address	27	0.02%	186
	cnc.net	14	0.01%	24
	xo.net	2	0.00%	4
	kleimann.com	1	0.00%	1
	soundvision.com	1	0.00%	1
	nescaum.org	1	0.00%	1
■ 182.	Clemson University	46	0.04%	163
	Unresolved IP Address	26	0.02%	77
	clemson.edu	20	0.02%	86

	Organization Domain Name	Visits	% Visits	Hits
■ 183.	Global Crossing	46	0.04%	93
	Unresolved IP Address	42	0.03%	78
	altaresources.com	2	0.00%	7
	wspackaging.com	1	0.00%	6
	gblx.net	1	0.00%	2
■ 184.	Michigan Technological University	45	0.03%	144
	mtu.edu	26	0.02%	83
	Unresolved IP Address	19	0.01%	61
■ 185.	Data Return	44	0.03%	57
	Unresolved IP Address	44	0.03%	57
■ 186.	National Center for Atmospheric Research	44	0.03%	72
	Unresolved IP Address	31	0.02%	47
	ucar.edu	13	0.01%	25
■ 187.	Utah State University	44	0.03%	126
	usu.edu	40	0.03%	109
	Unresolved IP Address	4	0.00%	17
■ 188.	Marine Biological Laboratory	44	0.03%	52
	Unresolved IP Address	40	0.03%	48
	mbl.edu	4	0.00%	4
■ 189.	Teale Data Center	43	0.03%	273
	Unresolved IP Address	41	0.03%	270
	ca.gov	2	0.00%	3
■ 190.	Intergraph Corporation	43	0.03%	149
	intergraph.com	30	0.02%	114
	Unresolved IP Address	13	0.01%	35
■ 191.	Louisiana State University	43	0.03%	80
	lsu.edu	24	0.02%	51
	Unresolved IP Address	19	0.01%	29
■ 192.	National Institutes of Health	43	0.03%	111
	nih.gov	28	0.02%	82
	Unresolved IP Address	15	0.01%	29
■ 193.	Florida International University	42	0.03%	186
	fiu.edu	32	0.02%	99
	Unresolved IP Address	10	0.01%	87
■ 194.	Deutsche Telekom AG	42	0.03%	176
	Unresolved IP Address	15	0.01%	38
	t-dialin.net	14	0.01%	30
	dip0.t-ipconnect.de	13	0.01%	108
■ 195.	State of Minnesota	42	0.03%	93
	Unresolved IP Address	42	0.03%	93

	Organization Domain Name	Visits	% Visits	Hits
196.	The National Oceanic and Atmospheric Administration	42	0.03%	91
	Unresolved IP Address	41	0.03%	87
	noaa.gov	1	0.00%	4
197.	INTERLAND	42	0.03%	50
	Unresolved IP Address	42	0.03%	50
198.	National Aeronautics and Space Administration	42	0.03%	303
	Unresolved IP Address	20	0.02%	262
	nasa.gov	20	0.02%	38
	iftd.org	2	0.00%	3
199.	National Telecom Corporation	41	0.03%	101
	Unresolved IP Address	21	0.02%	47
	ntc.net.pk	20	0.02%	54
200.	Network Information Center Mexico	41	0.03%	67
	Unresolved IP Address	19	0.01%	33
	cableonline.com.mx	13	0.01%	19
	uninet-ide.com.mx	4	0.00%	9
	cablevision.net.mx	3	0.00%	4
	prod-infinitum.com.mx	1	0.00%	1
	telnor.net	1	0.00%	1
	Other	21,789	16.80%	87,438
	Total	129,721	100.00%	334,289

items 1-200 of 200

Organizations - Help Card



Column Definitions

Organization

The name of the organization, which could be a company, a government agency, a school, or any other type of organization. This name was determined by either of the following methods:

- The visitor's IP address matched an Intranet Domain configuration within the Admin Console.
- Looking up the visitor's IP address in the WebTrends GeoTrends Database.

Unknown

The organization could not be determined.

Domain Name

The text name (for example, webtrends.com) corresponding to the visitor's IP address. The domain name can be determined from any of the following methods:

- The domain was logged by the web server.
- The IP address matched an Intranet Domain configuration within the Admin Console.
- DNS resolution.

IP addresses that do not resolve to a domain by these methods are categorized as follows:

- Reserved IP Address - The IP address falls within a block of reserved addresses. For example, 192.168.x.x and 10.x.x.x addresses are reserved for private networks.
- Unresolved IP Address - Category for IP addresses that did not resolve to a domain (perhaps because DNS resolution was disabled).

The domain name shown is the second-level domain name, such as webtrends.com. For example, all visitors from sales.webtrends.com, us.sales.webtrends.com, and service.webtrends.com are combined in the statistics for webtrends.com. If the top-level domain name is a country code, then the third-level domain name is shown also (for example, anycompany.com.au).

Visits

Number of visits to your site from this organization. A visit is a series of actions that begins when a visitor views their first page from the server, and ends when the visitor leaves the site or remains idle beyond the idle-time limit. The default idle-time limit is thirty minutes. This time limit can be changed by the system administrator.

Hits

Number of hits to your site from this organization. Each file requested by a visitor registers as a hit. There can be several hits on each page. While the volume of hits reflects the amount of server traffic, it is not an accurate reflection of the number of pages viewed.



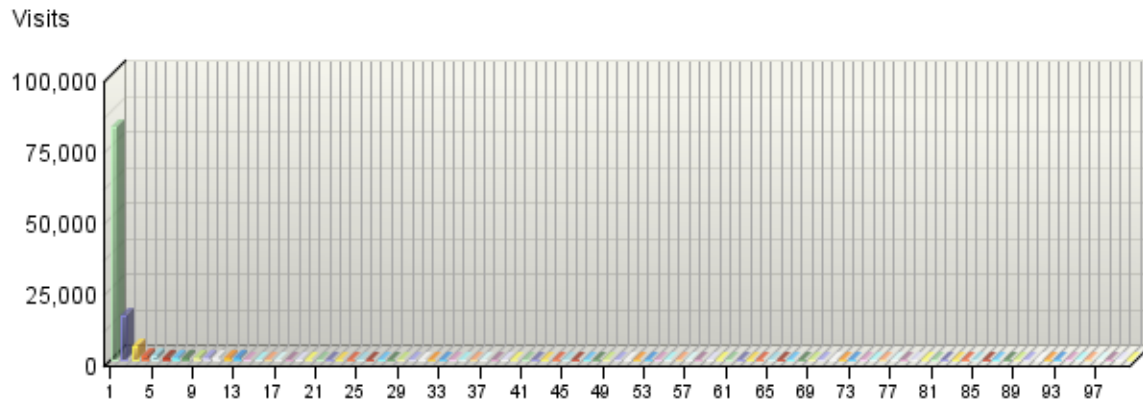
Report Descriptions

Use this information when you are interested in an organization as a whole, such as Webtrends Inc. You can identify the major domain names from each company, such as webtrends.com from WebTrends Inc.

Domain Names

This report lists the domain name that generates the most activity to your web site.

Domain Names



Domain Names

	Domain Name	Visits	% Visits	Hits
1.	Unresolved IP Address	81,870	63.11%	198,929
2.	yahoo.net	15,630	12.05%	17,018
3.	inktomisearch.com	4,744	3.66%	5,286
4.	comcast.net	1,523	1.17%	4,428
5.	rr.com	1,148	0.88%	3,724
6.	live.com	995	0.77%	2,419
7.	verizon.net	985	0.76%	3,257
8.	aol.com	538	0.41%	754
9.	cox.net	518	0.40%	3,354
10.	cuill.com	430	0.33%	3,100
11.	phx.gbl	420	0.32%	1,174
12.	bellsouth.net	354	0.27%	1,184
13.	sbcglobal.net	345	0.27%	1,124
14.	cosmixcorp.com	293	0.23%	638
15.	charter.com	282	0.22%	827
16.	become.com	282	0.22%	1,796
17.	optonline.net	280	0.22%	920
18.	qwest.net	251	0.19%	686
19.	pacbell.net	241	0.19%	716

	Domain Name	Visits	% Visits	Hits
20.	ask.com	232	0.18%	3,101
21.	googlebot.com	212	0.16%	11,239
22.	twtelecom.net	174	0.13%	2,128
23.	uiuc.edu	157	0.12%	475
24.	fti.net	146	0.11%	207
25.	vsnl.net.in	142	0.11%	400
26.	internetserviceteam.com	141	0.11%	165
27.	ameritech.net	135	0.10%	469
28.	mindspring.com	135	0.10%	418
29.	swbell.net	134	0.10%	400
30.	washington.edu	131	0.10%	374
31.	abo.wanadoo.fr	117	0.09%	620
32.	unc.edu	116	0.09%	313
33.	freewebz.com	114	0.09%	246
34.	pnl.gov	111	0.09%	343
35.	duke.edu	108	0.08%	251
36.	tamu.edu	108	0.08%	575
37.	covad.net	102	0.08%	256
38.	ufl.edu	102	0.08%	343
39.	epa.gov	100	0.08%	726
40.	122.airtelbroadband.in	99	0.08%	270
41.	umich.edu	93	0.07%	210
42.	psu.edu	91	0.07%	380
43.	kosmohost.net	90	0.07%	91
44.	msu.edu	86	0.07%	283
45.	rogers.com	86	0.07%	256
46.	insightbb.com	83	0.06%	260
47.	mchsi.com	82	0.06%	154
48.	ncsu.edu	81	0.06%	202
49.	rima-tde.net	78	0.06%	178
50.	tm.net.my	77	0.06%	276
51.	fs.fed.us	76	0.06%	282
52.	rcn.com	76	0.06%	236
53.	idi.ntnu.no	75	0.06%	97
54.	purdue.edu	74	0.06%	209
55.	nextgentel.com	74	0.06%	189
56.	btcentralplus.com	73	0.06%	135
57.	arizona.edu	72	0.06%	355
58.	colostate.edu	70	0.05%	265
59.	prod-infinity.com.mx	70	0.05%	222
60.	picsearch.com	69	0.05%	92

	Domain Name	Visits	% Visits	Hits
61.	comcastbusiness.net	68	0.05%	383
62.	berkeley.edu	67	0.05%	161
63.	suddenlink.net	66	0.05%	267
64.	umass.edu	66	0.05%	142
65.	cornell.edu	65	0.05%	250
66.	embarqhsd.net	65	0.05%	237
67.	uiowa.edu	64	0.05%	151
68.	icfconsulting.com	64	0.05%	437
69.	unh.edu	63	0.05%	415
70.	udel.edu	63	0.05%	178
71.	Level3.net	63	0.05%	154
72.	usgs.gov	63	0.05%	163
73.	algx.net	62	0.05%	124
74.	dsl.bell.ca	60	0.05%	207
75.	oregonstate.edu	58	0.04%	161
76.	harvard.edu	58	0.04%	150
77.	ulm.edu	57	0.04%	221
78.	ucdavis.edu	57	0.04%	130
79.	asianet.co.th	56	0.04%	145
80.	columbia.edu	56	0.04%	148
81.	umd.edu	56	0.04%	179
82.	ltdomains.com	56	0.04%	78
83.	stanford.edu	56	0.04%	2,140
84.	163data.com.cn	55	0.04%	187
85.	telkom.net.id	55	0.04%	140
86.	pldt.net	54	0.04%	100
87.	uci.edu	53	0.04%	207
88.	gatech.edu	52	0.04%	413
89.	uconn.edu	51	0.04%	179
90.	upl.cz	50	0.04%	50
91.	ucr.edu	50	0.04%	344
92.	utexas.edu	50	0.04%	155
93.	rutgers.edu	48	0.04%	140
94.	nih.gov	47	0.04%	202
95.	army.mil	45	0.03%	231
96.	alexa.com	45	0.03%	320
97.	shawcable.net	45	0.03%	90
98.	umn.edu	45	0.03%	112
99.	svservers.com	45	0.03%	46
100.	ttnet.net.tr	44	0.03%	111
101.	bigpond.net.au	44	0.03%	71

	Domain Name	Visits	% Visits	Hits
102.	t-dialin.net	44	0.03%	147
103.	vt.edu	44	0.03%	99
104.	tedata.net	43	0.03%	108
105.	yale.edu	43	0.03%	102
106.	sify.net	43	0.03%	91
107.	snet.net	43	0.03%	87
108.	uga.edu	43	0.03%	121
109.	ntl.com	43	0.03%	113
110.	wsu.edu	42	0.03%	137
111.	whoi.edu	42	0.03%	151
112.	auburn.edu	42	0.03%	139
113.	ucsb.edu	42	0.03%	121
114.	alltel.net	41	0.03%	92
115.	rti.org	40	0.03%	94
116.	usu.edu	40	0.03%	109
117.	telus.net	40	0.03%	94
118.	hinet.net	39	0.03%	90
119.	maine.edu	39	0.03%	97
120.	uc.edu	39	0.03%	99
121.	xo.net	38	0.03%	58
122.	blueyonder.co.uk	38	0.03%	72
123.	mit.edu	38	0.03%	278
124.	frontiernet.net	38	0.03%	80
125.	anl.gov	37	0.03%	155
126.	speakeasy.net	37	0.03%	109
127.	optusnet.com.au	37	0.03%	95
128.	umces.edu	36	0.03%	171
129.	utah.edu	36	0.03%	87
130.	ohio-state.edu	35	0.03%	75
131.	ono.com	35	0.03%	109
132.	yahoo.com	34	0.03%	83
133.	admin.ch	34	0.03%	68
134.	lanl.gov	34	0.03%	80
135.	proxad.net	33	0.03%	92
136.	ttu.edu	33	0.03%	80
137.	tds.net	33	0.03%	86
138.	vims.edu	32	0.02%	78
139.	cdc.gov	32	0.02%	86
140.	fiu.edu	32	0.02%	99
141.	nodak.edu	31	0.02%	137
142.	ksu.edu	31	0.02%	77

	Domain Name	Visits	% Visits	Hits
143.	battelle.com	31	0.02%	289
144.	dip0.t-ipconnect.de	31	0.02%	202
145.	iastate.edu	30	0.02%	105
146.	intergraph.com	30	0.02%	114
147.	myvzw.com	30	0.02%	74
148.	ttemi.com	30	0.02%	173
149.	cmu.edu	30	0.02%	129
150.	wisc.edu	29	0.02%	86
151.	ornl.gov	29	0.02%	52
152.	dri.edu	29	0.02%	58
153.	afternic.com	29	0.02%	29
154.	utmb.edu	29	0.02%	68
155.	bresnan.net	28	0.02%	49
156.	uic.edu	28	0.02%	154
157.	ucsd.edu	28	0.02%	101
158.	si.edu	28	0.02%	67
159.	fuse.net	27	0.02%	127
160.	utk.edu	27	0.02%	73
161.	muohio.edu	27	0.02%	51
162.	ocn.ne.jp	27	0.02%	136
163.	sunysb.edu	27	0.02%	87
164.	af.mil	27	0.02%	72
165.	NAVY.MIL	26	0.02%	77
166.	mtu.edu	26	0.02%	83
167.	northwestern.edu	26	0.02%	91
168.	direcpc.com	26	0.02%	45
169.	telia.com	26	0.02%	74
170.	iupui.edu	26	0.02%	45
171.	hawaii.edu	26	0.02%	40
172.	centurytel.net	26	0.02%	57
173.	jhsph.edu	25	0.02%	79
174.	progressive.com	25	0.02%	82
175.	usf.edu	25	0.02%	74
176.	usc.edu	25	0.02%	78
177.	uidaho.edu	25	0.02%	68
178.	bu.edu	25	0.02%	105
179.	veloxzone.com.br	25	0.02%	99
180.	upenn.edu	25	0.02%	48
181.	mc.videotron.ca	25	0.02%	51
182.	cableone.net	25	0.02%	57
183.	utep.edu	25	0.02%	70

	Domain Name	Visits	% Visits	Hits
184.	colorado.edu	25	0.02%	104
185.	olemiss.edu	25	0.02%	55
186.	Virginia.EDU	24	0.02%	108
187.	singnet.com.sg	24	0.02%	29
188.	unl.edu	24	0.02%	44
189.	wvu.edu	24	0.02%	38
190.	missouri.edu	24	0.02%	55
191.	saix.net	24	0.02%	26
192.	lsu.edu	24	0.02%	51
193.	wideopenwest.com	24	0.02%	43
194.	okstate.edu	24	0.02%	90
195.	speedy.net.pe	23	0.02%	40
196.	ecu.edu	23	0.02%	75
197.	uwyo.edu	23	0.02%	58
198.	bol.net.in	23	0.02%	181
199.	umontana.edu	23	0.02%	57
200.	roosevelt.edu	23	0.02%	26
Subtotal for rows: 1 - 200		120,882	93.19%	297,789
Other		8,839	6.81%	36,500
Total		129,721	100.00%	334,289

items 1-200 of 2000

Domain Names - Help Card



Column Definitions

Domain Name

The text name (for example, webtrends.com) corresponding to the visitor's IP address. The domain name can be determined from any of the following methods:

- The domain was logged by the web server.
- The IP address matched an Intranet Domain configuration within the Admin Console.
- DNS resolution.

IP addresses that do not resolve to a domain by these methods are categorized as follows:

- Reserved IP Address - The IP address falls within a block of reserved addresses. For example, 192.168.x.x and 10.x.x.x addresses are reserved for private networks.
- Unresolved IP Address - Category for IP addresses that did not resolve to a domain (perhaps because DNS resolution was disabled).

The domain name shown is the second-level domain name, such as webtrends.com. For example, all visitors from sales.webtrends.com, us.sales.webtrends.com, and service.webtrends.com are combined in the statistics for webtrends.com. If the top-level domain name is a country code, then the third-level domain name is shown also (for example, anycompany.com.au).

Visits

Number of visits to your site from this domain name. A visit is a series of actions that begins when a visitor views their first page from the server, and ends when the visitor leaves the site or remains idle beyond the idle-time limit. The default idle-time limit is thirty minutes. This time limit can be changed by the system administrator.

Hits

Number of hits to your site from this domain name. Each file requested by a visitor registers as a hit. There can be several hits on each page. While the volume of hits reflects the amount of server traffic, it is not an accurate reflection of the number of pages viewed.



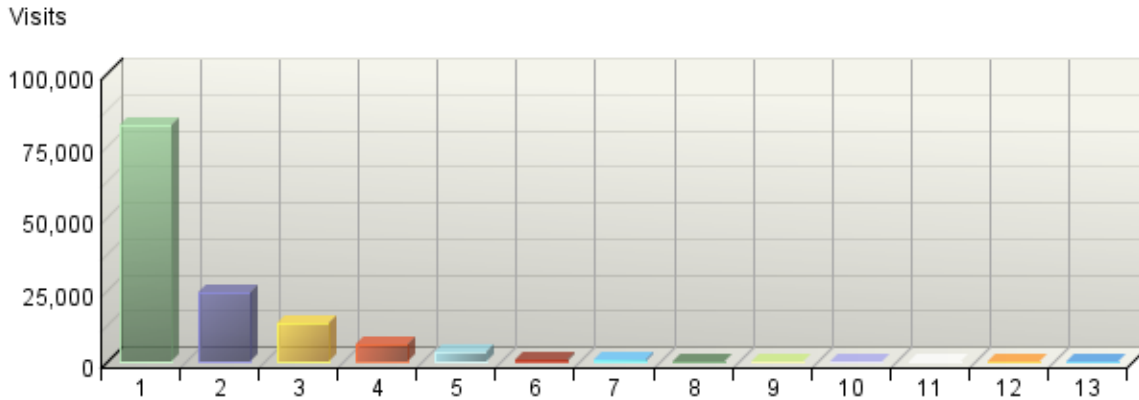
Report Descriptions

Use this information when you are interested in high-level domain names of visitors generating the most activity to your web site.

Top-Level Domain Types

This report provides a breakdown of top-level domain types.

Top-Level Domain Types



Top-Level Domain Types

Top-Level Domain Types	Visits	% Visits	Hits
Unresolved IP Address	81,871	63.11%	198,930
Network	24,143	18.61%	45,090
Commercial	13,045	10.06%	49,399
Education	5,958	4.59%	21,068
Unknown	3,354	2.59%	11,196
Government	777	0.60%	2,836
Organization	403	0.31%	1,173
Military	126	0.10%	427
ARPANET	22	0.02%	59
Informational	9	0.01%	4,046
International	6	0.00%	6
Business	6	0.00%	58
Reserved IP Address	1	0.00%	1
Total	129,721	100.00%	334,289

items 1-13 of 13

Top-Level Domain Types - Help Card



Column Definitions

Reserved IP Address

The IP address falls within a block of reserved addresses. For example, 192.168.x.x and 10.x.x.x addresses are reserved for private networks.

Unresolved IP Address

Category for IP addresses that did not resolve to a domain (perhaps because DNS resolution was disabled).

Unknown

The domain suffix did not match any of the top-level domain categories.

Top-Level Domain

The suffix of a domain name. A top-level domain can be based on the type of organization (.com, .edu, .museum, .name, etc) or it can be a country code (.uk, .de, .jp, .us, etc.). The top-level domain can be used to identify the type of web site. The following is a partial list of how this report categorizes top-level domains:

- ARPANET: .arpa
- Commercial: .com .co .com.[country code] .co.[country code] .firm.co .firm.ve .ltd.uk .info .biz
- Education: .edu .edu.[country-code] .ed.[country code] .ac.[country code] .school.[country code] .k12.[country code] .re.kr .sch.uk .edunet.tn
- International: .int .int.co .int.ve .intl.tn
- Government: .gov .gov.[country code] .gove.[country code] .go.[country code]
- Military: .mil .mil.[country code]
- Network: .net .ad.jp .ne.kr .net.[country code]
- Organization: .org .or .org.[country code] .or.[country code]
- Personal: .name

Visits

Number of visits to your site from the specified top-level domain. A visit is a series of actions that begins when a visitor views their first page from the server, and ends when the visitor leaves the site or remains idle beyond the idle-time limit. The default idle-time limit is thirty minutes. This time limit can be changed by the system administrator.

Hits

Number of hits to your site from the specified top-level domain. Each file requested by a visitor registers as a hit. There can be several hits on each page. While the volume of hits reflects the amount of server traffic, it is not an accurate reflection of the number of pages viewed.



Report Descriptions

Consider which types of organizations are interested in your site, and consider how you can interest other types of organizations.

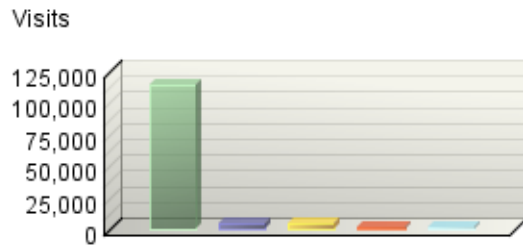
Note: This information can be displayed only if reverse DNS lookups have been performed. Even when DNS lookups are performed, some IP addresses cannot be resolved to a domain name.

Total - This represents the total visits or hits where there was sufficient information to identify the top-level domain. This number may be less than the total activity overall.

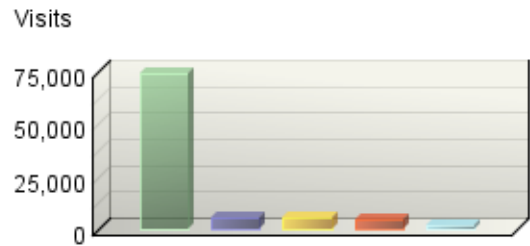
Geography Dashboard

This page contains key graphs and tables that provide an overview of this chapter. When viewing through the on-demand interface, you can click on the title of a graph or table to navigate to the corresponding page.

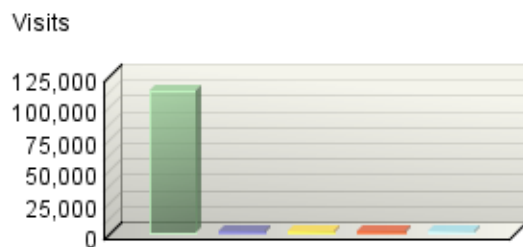
Regions



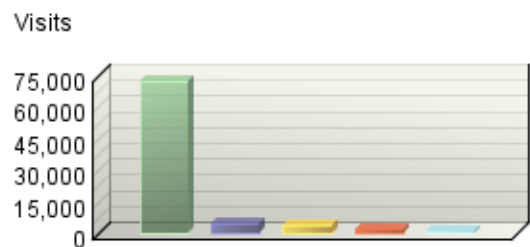
North American States and Provinces



Countries



Cities

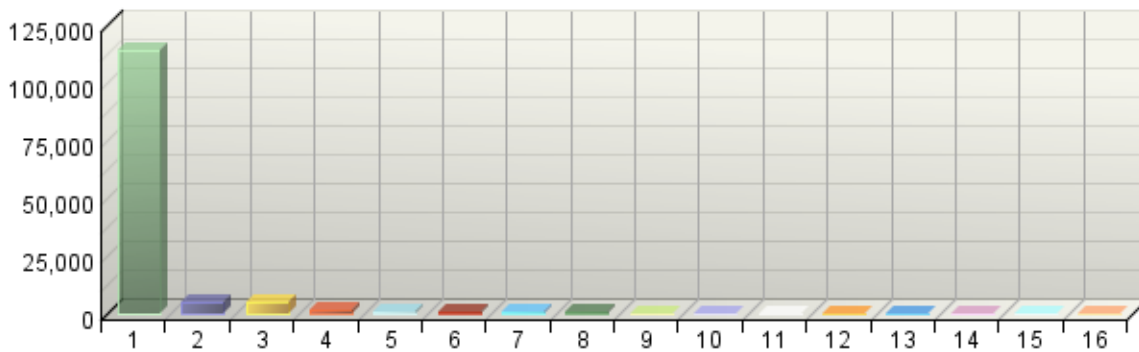


Regions

This report identifies the top geographic regions of the visitors to your site.

Regions

Visits



Regions

Regions	Visits	% Visits
1. North America	114,184	88.02%
2. Asia	4,939	3.81%
3. Western Europe	4,732	3.65%
4. Australia	1,541	1.19%
5. Middle East	882	0.68%
6. South America	794	0.61%
7. Northern Europe	775	0.60%
8. Eastern Europe	769	0.59%
9. Southern Africa	291	0.22%
10. Eastern Africa	259	0.20%
11. Northern Africa	160	0.12%
12. Caribbean Islands	158	0.12%
13. Pacific Islands	91	0.07%
14. Western Africa	85	0.07%
15. Central America	53	0.04%
16. Central Africa	8	0.01%
Total	129,721	100.00%

items 1-16 of 16

Regions - Help Card



Column Definitions

Regions

The geographic part of the world where visitors to your web site are located. "Unspecified Region" represents visitors whose geographic region could not be determined. "Unknown Region" represents visitors whose country has been determined but not identified with a specific region. If the WebTrends GeoTrends Database is turned on for this profile, the region is determined by looking up the visitor's IP address in this database. If GeoTrends is not enabled, the region will be determined from the domain name.

Visits

Number of visits from this geographic region. A visit is a series of actions that begins when a visitor views their first page from the server, and ends when the visitor leaves the site or remains idle beyond the idle-time limit. The default idle-time limit is thirty minutes. This time limit can be changed by the system administrator.

%

Percentage of total visits that were from this geographic region.



Report Descriptions

This information can help you meet the needs of your target audience as well as discover new audiences. Consider how you can make the content comprehensive and relevant to an international audience.

Values for "Unspecified Region" represent visitors whose geographic region cannot be determined. Values for "Unknown Region" represent visitors whose country can be determined but whose country is not associated with a specific region. Values for "Unknown States" or "Unknown Cities" represent hits for which the IP address does not match an entry in GeoTrends database. This is the case for countries that do not have states or simply entries for which this information was not provided in the GeoTrends database.

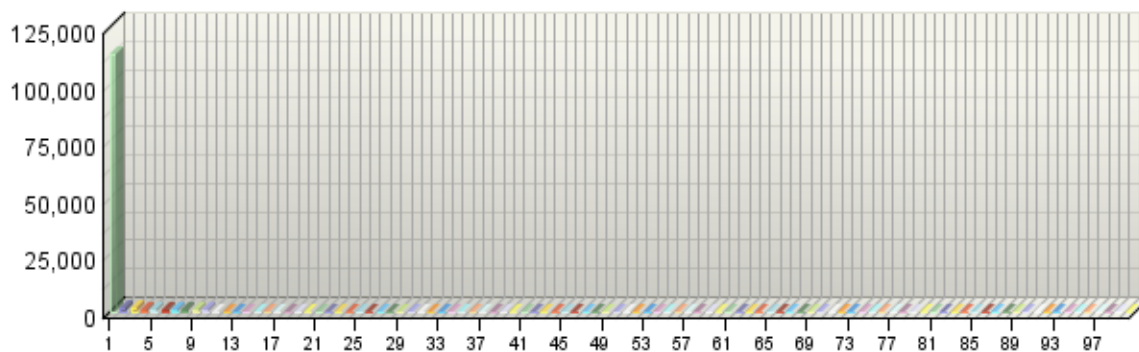
Note: Use this information carefully because it is based on Internet registration, and may not always be an accurate identifier of the visitor's actual location.

Countries

This report identifies the top countries of the visitors to your site.

Countries

Visits



Countries

	Countries	Visits	% Visits
1.	United States (US)	112,949	87.07%
2.	Australia (AU)	1,541	1.19%
3.	India (IN)	1,320	1.02%
4.	China (CN)	1,080	0.83%
5.	Canada (CA)	1,078	0.83%
6.	United Kingdom (UK)	1,026	0.79%
7.	France (FR)	721	0.56%
8.	Germany (DE)	477	0.37%
9.	Korea (South) (KR)	458	0.35%
10.	Netherlands (NL)	447	0.34%
11.	Western Europe - country unspecified (EU)	410	0.32%
12.	Sweden (SE)	405	0.31%
13.	Spain (ES)	391	0.30%
14.	Japan (JP)	377	0.29%
15.	Iran (IR)	358	0.28%
16.	Uruguay (UY)	344	0.27%
17.	Ireland (IE)	334	0.26%
18.	Italy (IT)	285	0.22%
19.	Malaysia (MY)	263	0.20%

	Countries	Visits	% Visits
20.	South Africa (ZA)	257	0.20%
21.	Thailand (TH)	246	0.19%
22.	Brazil (BR)	241	0.19%
23.	Switzerland (CH)	239	0.18%
24.	Norway (NO)	210	0.16%
25.	Singapore (SG)	207	0.16%
26.	Taiwan (TW)	205	0.16%
27.	Philippines (PH)	185	0.14%
28.	Israel (IL)	166	0.13%
29.	Mexico (MX)	157	0.12%
30.	Russian Federation (RU)	145	0.11%
31.	Indonesia (ID)	143	0.11%
32.	Belgium (BE)	132	0.10%
33.	Romania (RO)	127	0.10%
34.	Mauritius (MU)	123	0.09%
35.	Poland (PL)	122	0.09%
36.	Turkey (TR)	116	0.09%
37.	Pakistan (PK)	115	0.09%
38.	Denmark (DK)	115	0.09%
39.	Egypt (EG)	113	0.09%
40.	Greece (GR)	98	0.08%
41.	Hong Kong (HK)	96	0.07%
42.	United Arab Emirates (AE)	95	0.07%
43.	Czech Republic (CZ)	93	0.07%
44.	Puerto Rico (PR)	80	0.06%
45.	Portugal (PT)	77	0.06%
46.	Slovenia (SI)	71	0.05%
47.	New Zealand (NZ)	71	0.05%
48.	Ethiopia (ET)	67	0.05%
49.	Saudi Arabia (SA)	58	0.04%
50.	Viet Nam (VN)	56	0.04%
51.	Austria (AT)	56	0.04%
52.	Chile (CL)	48	0.04%
53.	Argentina (AR)	45	0.03%
54.	Finland (FI)	44	0.03%
55.	Colombia (CO)	42	0.03%
56.	Nigeria (NG)	36	0.03%
57.	Yugoslavia (YU)	36	0.03%
58.	Sri Lanka (LK)	36	0.03%
59.	Macau (MO)	34	0.03%
60.	Ukraine (UA)	31	0.02%

	Countries	Visits	% Visits
61.	Peru (PE)	30	0.02%
62.	Costa Rica (CR)	30	0.02%
63.	Luxembourg (LU)	28	0.02%
64.	Bulgaria (BG)	28	0.02%
65.	Hungary (HU)	26	0.02%
66.	Tanzania (TZ)	26	0.02%
67.	Kenya (KE)	24	0.02%
68.	Bangladesh (BD)	22	0.02%
69.	Slovak Republic (SK)	19	0.01%
70.	Venezuela (VE)	19	0.01%
71.	Nepal (NP)	19	0.01%
72.	Algeria (DZ)	18	0.01%
73.	Oman (OM)	17	0.01%
74.	Syria (SY)	17	0.01%
75.	Azerbaijan (AZ)	17	0.01%
76.	Bermuda (BM)	16	0.01%
77.	Myanmar (MM)	16	0.01%
78.	Senegal (SN)	15	0.01%
79.	Kuwait (KW)	15	0.01%
80.	Lithuania (LT)	14	0.01%
81.	Ecuador (EC)	14	0.01%
82.	Latvia (LV)	14	0.01%
83.	Georgia (GE)	13	0.01%
84.	Lebanon (LB)	12	0.01%
85.	Croatia (Hrvatska) (HR)	12	0.01%
86.	Morocco (MA)	12	0.01%
87.	Cote D'Ivoire (Ivory Coast) (CI)	12	0.01%
88.	Estonia (EE)	12	0.01%
89.	Jamaica (JM)	11	0.01%
90.	Dominican Republic (DO)	10	0.01%
91.	Uganda (UG)	10	0.01%
92.	Fiji (FJ)	9	0.01%
93.	Trinidad and Tobago (TT)	9	0.01%
94.	Malta (MT)	8	0.01%
95.	Namibia (NA)	8	0.01%
96.	El Salvador (SV)	8	0.01%
97.	Panama (PA)	7	0.01%
98.	Rwanda (RW)	7	0.01%
99.	Uzbekistan (UZ)	7	0.01%
100.	Virgin Islands (U.S.) (VI)	7	0.01%
101.	Bolivia (BO)	7	0.01%

	Countries	Visits	% Visits
102.	Bahrain (BH)	7	0.01%
103.	Cuba (CU)	7	0.01%
104.	Zambia (ZM)	6	0.00%
105.	Jordan (JO)	6	0.00%
106.	Mali (ML)	6	0.00%
107.	Bahamas (BS)	6	0.00%
108.	Malawi (MW)	6	0.00%
109.	Tunisia (TN)	6	0.00%
110.	Macedonia (MK)	6	0.00%
111.	Mongolia (MN)	6	0.00%
112.	Libya (LY)	6	0.00%
113.	Maldives (MV)	5	0.00%
114.	Cambodia (KH)	5	0.00%
115.	Honduras (HN)	5	0.00%
116.	Cameroon (CM)	5	0.00%
117.	Sudan (SD)	5	0.00%
118.	Zimbabwe (ZW)	5	0.00%
119.	Barbados (BB)	5	0.00%
120.	Palestinian Territories (PS)	4	0.00%
121.	Armenia (AM)	4	0.00%
122.	Yemen (YE)	4	0.00%
123.	Madagascar (MG)	4	0.00%
124.	Guam (GU)	4	0.00%
125.	Qatar (QA)	4	0.00%
126.	Belarus (BY)	4	0.00%
127.	Mozambique (MZ)	4	0.00%
128.	Ghana (GH)	4	0.00%
129.	Northern Mariana Islands (MP)	3	0.00%
130.	Laos (LA)	3	0.00%
131.	Lesotho (LS)	3	0.00%
132.	Togo (TG)	3	0.00%
133.	Brunei Darussalam (BN)	3	0.00%
134.	Paraguay (PY)	2	0.00%
135.	Cyprus (CY)	2	0.00%
136.	Moldova (MD)	2	0.00%
137.	Eritrea (ER)	2	0.00%
138.	Grenada (GD)	2	0.00%
139.	Bosnia and Herzegovina (BA)	2	0.00%
140.	Papua New Guinea (PG)	2	0.00%
141.	Monaco (MC)	2	0.00%
142.	Benin (BJ)	2	0.00%

	Countries	Visits	% Visits
143.	French Polynesia (PF)	2	0.00%
144.	Samoa (WS)	2	0.00%
145.	Somalia (SO)	2	0.00%
146.	Cayman Islands (KY)	1	0.00%
147.	Belize (BZ)	1	0.00%
148.	Seychelles (SC)	1	0.00%
149.	Iraq (IQ)	1	0.00%
150.	Congo (Democratic Republic) (CD)	1	0.00%
151.	Gabon (GA)	1	0.00%
152.	Iceland (IS)	1	0.00%
153.	St. Vincent and the Grenadines (VC)	1	0.00%
154.	Reunion (RE)	1	0.00%
155.	Anguilla (AI)	1	0.00%
156.	Aruba (AW)	1	0.00%
157.	San Marino (SM)	1	0.00%
158.	Suriname (SR)	1	0.00%
159.	Niger (NE)	1	0.00%
160.	Guatemala (GT)	1	0.00%
161.	Albania (AL)	1	0.00%
162.	Dominica (DM)	1	0.00%
163.	Nicaragua (NI)	1	0.00%
164.	St. Lucia (LC)	1	0.00%
165.	Swaziland (SZ)	1	0.00%
	Total	129,721	100.00%

items 1-165 of 165

Countries - Help Card



Column Definitions

Countries

If the WebTrends GeoTrends Database is turned on for this profile, the country is determined by looking up the visitor's IP address in this database. If GeoTrends is not enabled, the country will be determined from the domain name.

Visits

Number of visits from the specified country. A visit is a series of actions that begins when a visitor views their first page from the server, and ends when the visitor leaves the site or remains idle beyond the idle-time limit. The default idle-time limit is thirty minutes. This time limit can be changed by the system administrator.

%

Percentage of total visits from the specified country.

Unknown Country

The country associated with the visitor's domain name could not be determined.



Report Descriptions

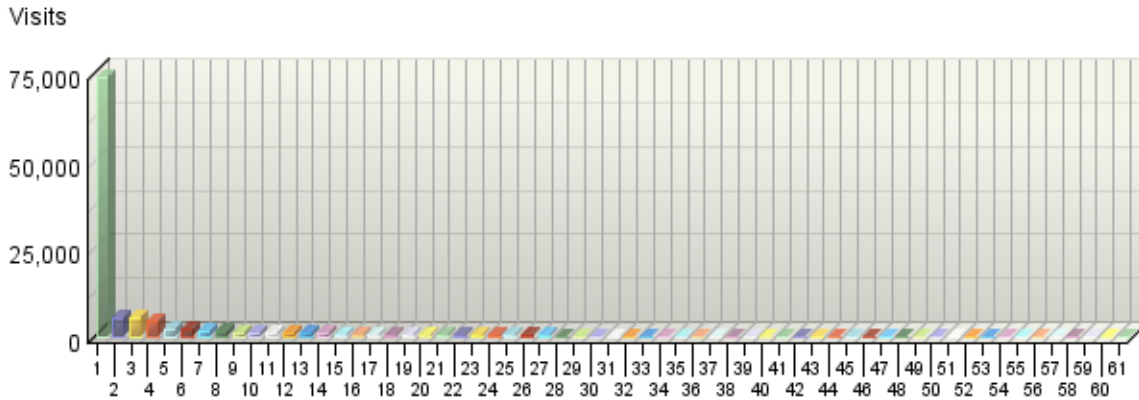
This information can help you meet the needs of your target audience as well as discover new audiences. Consider how you can make the content comprehensive and relevant to an international audience.

Note: Use this information carefully because it is based on Internet registration, and may not always be an accurate identifier of the visitor's actual location.

North American States and Provinces

If you have enabled the WebTrends GeoTrends Database for this profile, this page will list the states and provinces of North America with your most active visitors.

North American States and Provinces



North American States and Provinces

States and Provinces	Visits	% Visits
1. Virginia	73,688	64.97%
2. Washington	5,656	4.99%
3. California	5,644	4.98%
4. North Carolina	4,632	4.08%
5. D.C.	1,995	1.76%
6. New York	1,959	1.73%
7. Texas	1,850	1.63%
8. Massachusetts	1,754	1.55%
9. Florida	1,241	1.09%
10. Illinois	1,045	0.92%
11. Maryland	1,040	0.92%
12. New Jersey	969	0.85%
13. Michigan	892	0.79%
14. Colorado	829	0.73%
15. Pennsylvania	819	0.72%
16. Georgia	776	0.68%
17. Ohio	728	0.64%
18. Arizona	522	0.46%

	States and Provinces	Visits	% Visits
19.	Ontario	471	0.42%
20.	Missouri	445	0.39%
21.	Tennessee	400	0.35%
22.	Oregon	394	0.35%
23.	Wisconsin	368	0.32%
24.	Indiana	330	0.29%
25.	Connecticut	328	0.29%
26.	Alabama	322	0.28%
27.	Minnesota	301	0.27%
28.	South Carolina	270	0.24%
29.	Oklahoma	249	0.22%
30.	New Mexico	219	0.19%
31.	Iowa	218	0.19%
32.	Louisiana	216	0.19%
33.	Nevada	207	0.18%
34.	British Columbia	205	0.18%
35.	Utah	201	0.18%
36.	Quebec	171	0.15%
37.	Mississippi	160	0.14%
38.	New Hampshire	152	0.13%
39.	Idaho	152	0.13%
40.	Kansas	135	0.12%
41.	Kentucky	130	0.11%
42.	Delaware	123	0.11%
43.	Alberta	114	0.10%
44.	Rhode Island	111	0.10%
45.	Hawaii	107	0.09%
46.	Nebraska	106	0.09%
47.	West Virginia	106	0.09%
48.	Arkansas	103	0.09%
49.	Montana	103	0.09%
50.	Maine	99	0.09%
51.	Alaska	71	0.06%
52.	North Dakota	54	0.05%
53.	Nova Scotia	50	0.04%
54.	Wyoming	43	0.04%
55.	Vermont	39	0.03%
56.	South Dakota	35	0.03%
57.	Saskatchewan	22	0.02%
58.	Manitoba	21	0.02%
59.	New Brunswick	13	0.01%

	States and Provinces	Visits	% Visits
60.	Newfoundland	9	0.01%
61.	Prince Edward Island	2	0.00%
	Total	113,414	100.00%

items 1-61 of 61

North American States and Provinces - Help Card



Column Definitions

States and Provinces

If the WebTrends GeoTrends Database is turned on for this profile, the location is determined by looking up the visitor's IP address in this database.

Visits

Number of visits from this state or province. A visit is a series of actions that begins when a visitor views their first page from the server, and ends when the visitor leaves the site or remains idle beyond the idle-time limit. The default idle-time limit is thirty minutes. This time limit can be changed by the system administrator.

%

Percentage of total visits from this state or province.



Report Descriptions

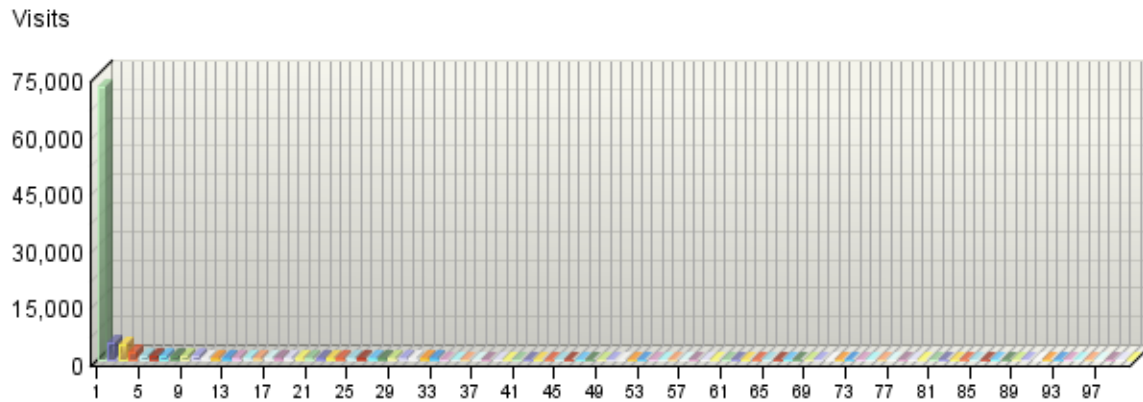
This information can help you meet the needs of your target audience as well as discover new audiences. Consider how you can make the content comprehensive and relevant to an international audience.

Note: Use this information carefully, because it is based on Internet registration and may not always be an accurate identifier of the visitor's actual location.

Cities

If you have enabled the WebTrends GeoTrends Database for this profile, this page will list the cities with your most active visitors.

Cities



Cities

	City	Visits	% Visits
1.	Chantilly, Virginia, United States	71,993	55.97%
2.	Redmond, Washington, United States	4,784	3.72%
3.	Durham, North Carolina, United States	3,822	2.97%
4.	Washington, D.C., United States	1,995	1.55%
5.	Los Angeles, California, United States	1,177	0.92%
6.	Milton, Australia	1,150	0.89%
7.	Marina Del Rey, California, United States	1,073	0.83%
8.	Boston, Massachusetts, United States	959	0.75%
9.	Beijing, China	881	0.68%
10.	New York, New York, United States	816	0.63%
11.	Atlanta, Georgia, United States	609	0.47%
12.	Chicago, Illinois, United States	552	0.43%
13.	Seattle, Washington, United States	517	0.40%
14.	Reston, Virginia, United States	514	0.40%
15.	Mumbai, India	492	0.38%
16.	London, United Kingdom	489	0.38%
17.	Dallas, Texas, United States	485	0.38%
18.	Paris, France	462	0.36%

	City	Visits	% Visits
19.	San Jose, California, United States	462	0.36%
20.	San Francisco, California, United States	447	0.35%
21.	Denver, Colorado, United States	384	0.30%
22.	Tampa, Florida, United States	369	0.29%
23.	Montevideo, Uruguay	344	0.27%
24.	San Diego, California, United States	338	0.26%
25.	Seoul, Korea (South)	331	0.26%
26.	Ashburn, Virginia, United States	328	0.25%
27.	Dublin, Ireland	311	0.24%
28.	Amsterdam, Netherlands	304	0.24%
29.	Raleigh, North Carolina, United States	300	0.23%
30.	Bhawan, India	297	0.23%
31.	Fremont, California, United States	297	0.23%
32.	Houston, Texas, United States	284	0.22%
33.	Silver Spring, Maryland, United States	279	0.22%
34.	Madrid, Spain	253	0.20%
35.	Philadelphia, Pennsylvania, United States	249	0.19%
36.	Cambridge, Massachusetts, United States	247	0.19%
37.	Boras, Sweden	242	0.19%
38.	New Delhi, India	238	0.19%
39.	Baltimore, Maryland, United States	237	0.18%
40.	Ann Arbor, Michigan, United States	231	0.18%
41.	Urbana, Illinois, United States	221	0.17%
42.	Phoenix, Arizona, United States	216	0.17%
43.	Orlando, Florida, United States	215	0.17%
44.	Mount Laurel, New Jersey, United States	208	0.16%
45.	Singapore, Singapore	207	0.16%
46.	Madison, Wisconsin, United States	206	0.16%
47.	Bangkok, Thailand	203	0.16%
48.	Minneapolis, Minnesota, United States	195	0.15%
49.	Portland, Oregon, United States	194	0.15%
50.	Tokyo, Japan	194	0.15%
51.	Tehran, Iran	191	0.15%
52.	Detroit, Michigan, United States	188	0.15%
53.	Miami, Florida, United States	187	0.15%
54.	College Station, Texas, United States	182	0.14%
55.	Tucson, Arizona, United States	177	0.14%
56.	Fort Collins, Colorado, United States	177	0.14%
57.	Kuala Lumpur, Malaysia	176	0.14%
58.	Sunnyvale, California, United States	174	0.14%
59.	East Lansing, Michigan, United States	172	0.13%

	City	Visits	% Visits
60.	Pittsburgh, Pennsylvania, United States	166	0.13%
61.	T'ai-pei, Taiwan	164	0.13%
62.	Irvine, California, United States	163	0.13%
63.	Herndon, Virginia, United States	163	0.13%
64.	Davis, California, United States	158	0.12%
65.	Saint Louis, Missouri, United States	158	0.12%
66.	Gainesville, Florida, United States	157	0.12%
67.	Austin, Texas, United States	156	0.12%
68.	Zurich, Switzerland	156	0.12%
69.	Richland, Washington, United States	152	0.12%
70.	Toronto, Canada	150	0.12%
71.	Chapel Hill, North Carolina, United States	150	0.12%
72.	Cincinnati, Ohio, United States	150	0.12%
73.	Charlotte, North Carolina, United States	148	0.12%
74.	Cleveland, Ohio, United States	136	0.11%
75.	Salt Lake City, Utah, United States	136	0.11%
76.	Milano, Italy	133	0.10%
77.	Arlington, Virginia, United States	131	0.10%
78.	Riverside, California, United States	125	0.10%
79.	Vancouver, Canada	123	0.10%
80.	University Park, Pennsylvania, United States	123	0.10%
81.	Port Louis, Mauritius	123	0.10%
82.	Hicksville, New York, United States	123	0.10%
83.	Columbus, Ohio, United States	120	0.09%
84.	Oakland, California, United States	120	0.09%
85.	Kansas City, Missouri, United States	118	0.09%
86.	Columbia, South Carolina, United States	118	0.09%
87.	Albany, New York, United States	116	0.09%
88.	Berkeley, California, United States	114	0.09%
89.	Tel Aviv, Israel	114	0.09%
90.	Knoxville, Tennessee, United States	114	0.09%
91.	Oslo, Norway	114	0.09%
92.	Rochester, New York, United States	113	0.09%
93.	Moscow, Russian Federation	113	0.09%
94.	Rockville, Maryland, United States	112	0.09%
95.	Great River, New York, United States	112	0.09%
96.	Montreal, Canada	111	0.09%
97.	Frankfurt, Germany	111	0.09%
98.	Columbia, Missouri, United States	110	0.09%
99.	Corvallis, Oregon, United States	109	0.08%
100.	Syracuse, New York, United States	109	0.08%


	City	Visits	% Visits
101.	Reno, Nevada, United States	106	0.08%
102.	Pretoria, South Africa	106	0.08%
103.	Delhi, India	105	0.08%
104.	Manila, Philippines	105	0.08%
105.	Oak Ridge, Tennessee, United States	105	0.08%
106.	Sydney, Australia	104	0.08%
107.	Indianapolis, Indiana, United States	102	0.08%
108.	West Lafayette, Indiana, United States	100	0.08%
109.	Oklahoma City, Oklahoma, United States	98	0.08%
110.	Huntsville, Alabama, United States	98	0.08%
111.	Stockholm, Sweden	97	0.08%
112.	Cairo, Egypt	97	0.08%
113.	Athens, Georgia, United States	96	0.07%
114.	Las Vegas, Nevada, United States	94	0.07%
115.	Dayton, Ohio, United States	94	0.07%
116.	Sacramento, California, United States	93	0.07%
117.	Brussels, Belgium	93	0.07%
118.	Dubai, United Arab Emirates	92	0.07%
119.	Jakarta, Indonesia	92	0.07%
120.	Sao Paulo, Brazil	92	0.07%
121.	Stillwater, Oklahoma, United States	91	0.07%
122.	Iowa City, Iowa, United States	90	0.07%
123.	Stanford, California, United States	90	0.07%
124.	Newark, New Jersey, United States	90	0.07%
125.	Ithaca, New York, United States	89	0.07%
126.	Boulder, Colorado, United States	88	0.07%
127.	Cape Town, South Africa	86	0.07%
128.	Baton Rouge, Louisiana, United States	86	0.07%
129.	Albuquerque, New Mexico, United States	85	0.07%
130.	San Antonio, Texas, United States	85	0.07%
131.	Trondheim, Norway	82	0.06%
132.	Plano, Texas, United States	81	0.06%
133.	Middletown, New Jersey, United States	80	0.06%
134.	Pleasanton, California, United States	80	0.06%
135.	Prague, Czech Republic	80	0.06%
136.	Providence, Rhode Island, United States	79	0.06%
137.	Hong Kong, Hong Kong	79	0.06%
138.	Newark, Delaware, United States	78	0.06%
139.	Brampton, Canada	78	0.06%
140.	New Orleans, Louisiana, United States	78	0.06%
141.	Bucharest, Romania	78	0.06%

	City	Visits	% Visits
142.	Ottawa, Canada	78	0.06%
143.	Durham, New Hampshire, United States	73	0.06%
144.	New Brunswick, New Jersey, United States	73	0.06%
145.	College Park, Maryland, United States	72	0.06%
146.	Calgary, Canada	71	0.06%
147.	Honolulu, Hawaii, United States	71	0.06%
148.	Princeton, New Jersey, United States	71	0.06%
149.	Copenhagen, Denmark	71	0.06%
150.	Broomfield, Colorado, United States	71	0.06%
151.	Morgantown, West Virginia, United States	71	0.06%
152.	Nashville, Tennessee, United States	71	0.06%
153.	Mountain View, California, United States	70	0.05%
154.	Mc Lean, Virginia, United States	69	0.05%
155.	El Paso, Texas, United States	69	0.05%
156.	Amherst, Massachusetts, United States	69	0.05%
157.	Santa Barbara, California, United States	69	0.05%
158.	Anaheim, California, United States	67	0.05%
159.	Adis Abeba, Ethiopia	67	0.05%
160.	Storrs Mansfield, Connecticut, United States	65	0.05%
161.	Fort Worth, Texas, United States	65	0.05%
162.	Meriden, Connecticut, United States	64	0.05%
163.	Southfield, Michigan, United States	64	0.05%
164.	San Juan, Puerto Rico	63	0.05%
165.	Birmingham, Alabama, United States	63	0.05%
166.	Hyattsville, Maryland, United States	63	0.05%
167.	Moscow, Idaho, United States	62	0.05%
168.	Milwaukee, Wisconsin, United States	62	0.05%
169.	Ames, Iowa, United States	60	0.05%
170.	Tempe, Arizona, United States	60	0.05%
171.	Kuala, Malaysia	59	0.05%
172.	Blacksburg, Virginia, United States	59	0.05%
173.	Woods Hole, Massachusetts, United States	59	0.05%
174.	Auckland, New Zealand (Aotearoa)	58	0.05%
175.	New Haven, Connecticut, United States	58	0.05%
176.	Ljubljana, Slovenia	58	0.05%
177.	Little Rock, Arkansas, United States	58	0.05%
178.	Manhattan, Kansas, United States	58	0.05%
179.	Auburn, Alabama, United States	58	0.05%
180.	Melbourne, Australia	56	0.04%
181.	Hanoi, Viet Nam	55	0.04%
182.	Oxford, Ohio, United States	55	0.04%

	City	Visits	% Visits
183.	Jacksonville, Florida, United States	55	0.04%
184.	Karachi, Pakistan	54	0.04%
185.	Rio de Janeiro, Brazil	54	0.04%
186.	Buffalo, New York, United States	54	0.04%
187.	Boise, Idaho, United States	54	0.04%
188.	Hartford, Connecticut, United States	54	0.04%
189.	Lubbock, Texas, United States	54	0.04%
190.	Monterrey, Mexico	53	0.04%
191.	Bethesda, Maryland, United States	53	0.04%
192.	Warsaw, Poland	52	0.04%
193.	Bern, Switzerland	51	0.04%
194.	Islamabad, Pakistan	51	0.04%
195.	Richmond, Virginia, United States	51	0.04%
196.	Lemont, Illinois, United States	50	0.04%
197.	Puteaux, France	50	0.04%
198.	Stony Brook, New York, United States	49	0.04%
199.	Bozeman, Montana, United States	49	0.04%
200.	Rancho Cordova, California, United States	49	0.04%
Subtotal for rows: 1 - 200		115,931	90.13%
Other		12,698	9.87%
Total		128,629	100.00%

items 1-200 of 500

Cities - Help Card

 **Column Definitions**

City

If the WebTrends GeoTrends Database is turned on for this profile, the location is determined by looking up the visitor's IP address in this database.

Visits

Number of visits from this city. A visit is a series of actions that begins when a visitor views their first page from the server, and ends when the visitor leaves the site or remains idle beyond the idle-time limit. The default idle-time limit is thirty minutes. This time limit can be changed by the system administrator.

%

Percentage of total visits from this city.



Report Descriptions

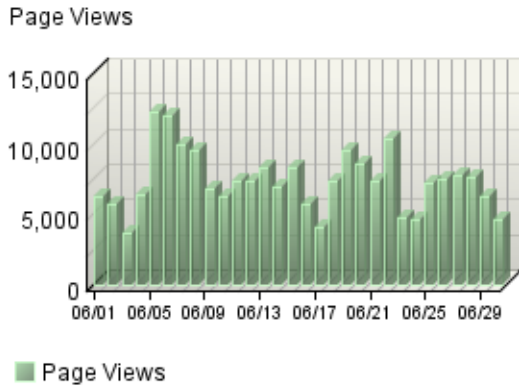
This information can help you meet the needs of your target audience as well as discover new audiences. Consider how you can make the content comprehensive and relevant to an international audience.

Note: Use this information carefully because it is based on Internet registration, and may not always be an accurate identifier of the visitor's actual location.

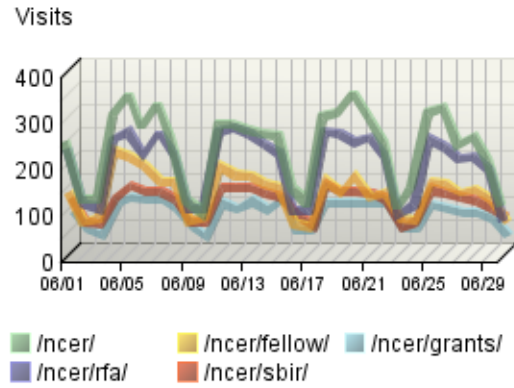
Pages Dashboard

This displays key graphs and tables that provide an overview of the Pages chapter. When viewing through the on-demand interface, you can click on the title of a graph or table to navigate to the corresponding page.

Page Views Trend



Pages Trend



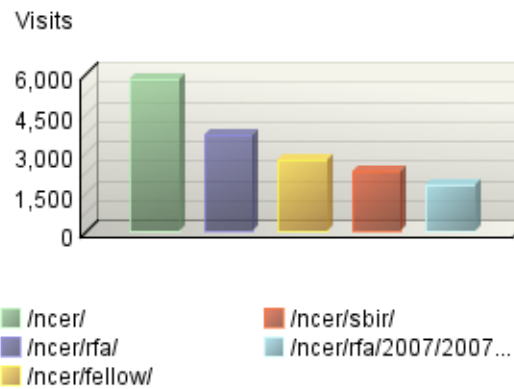
Content Groups

No data is available for this graph.

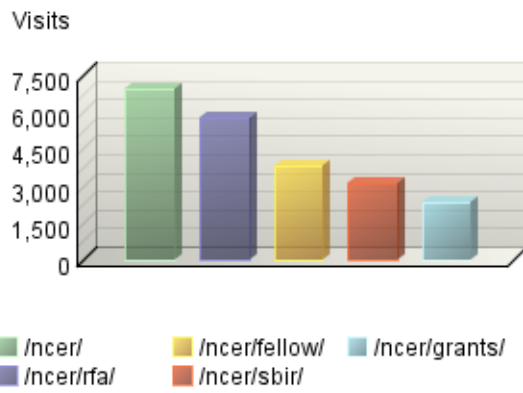
Page View Summary

Page Views	220,679
Average per Day	7,355
Average Page Views per Visit	1.7

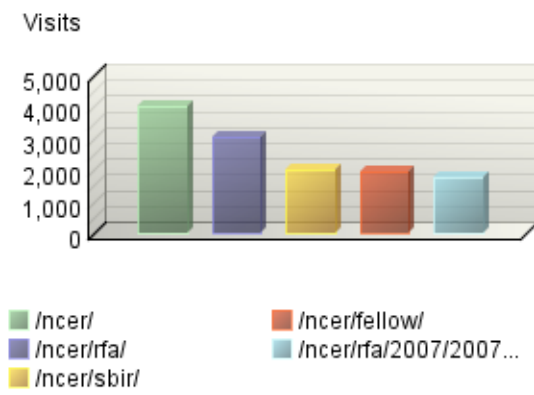
Entry Pages



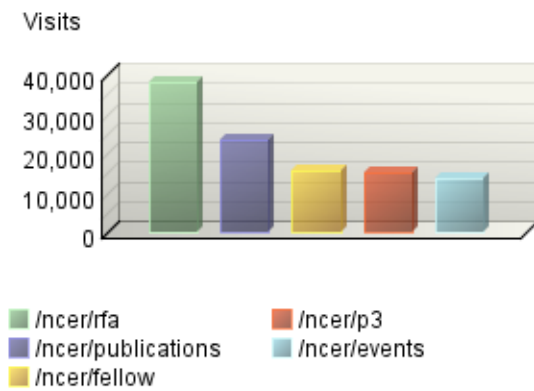
Pages



Exit Pages



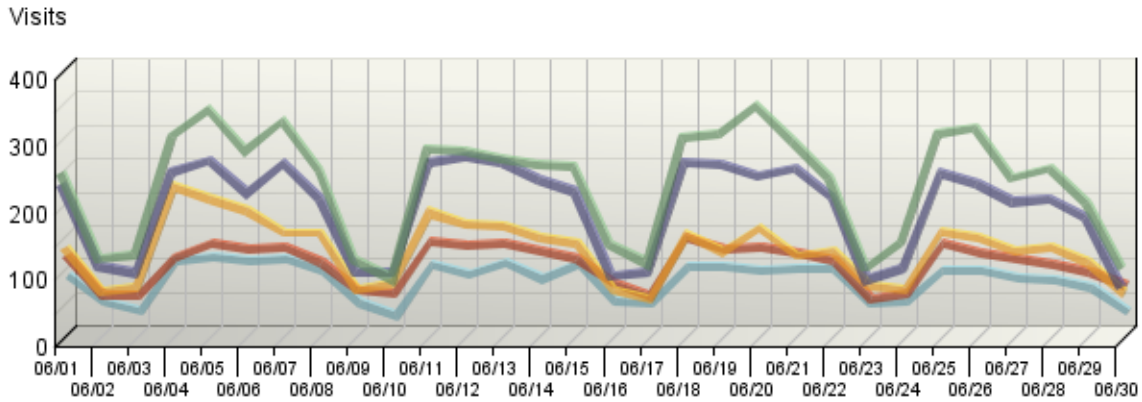
Directories



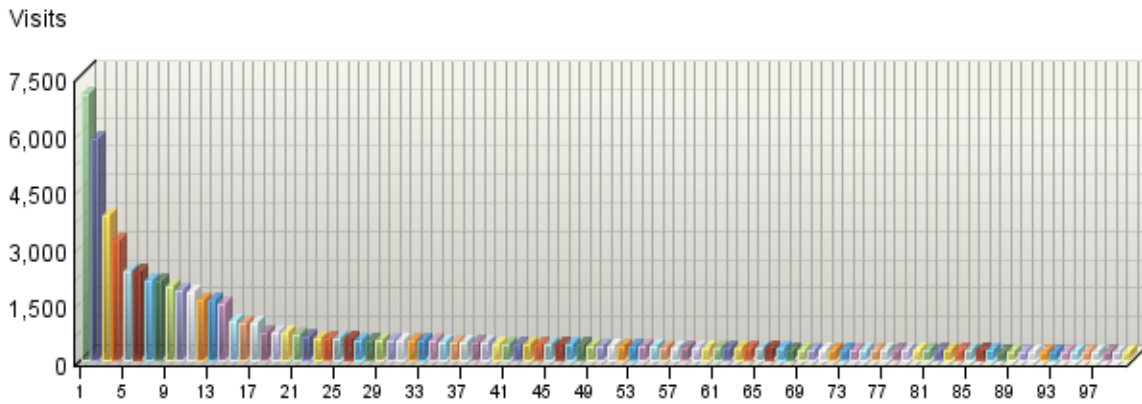
Pages

This identifies the most popular web pages on your site and shows you the number of visits for each, and displays the average length of time the page was viewed.

Pages Trend



Pages



Pages

	Pages	Visits	Views	Average Time Viewed
■ 1.	National Center for Environmental Research (NCER) ORD US EPA http://es.epa.gov/ncer/	6,970	13,479	00:01:23

	Pages	Visits	Views	Average Time Viewed
2.	Funding Opportunities NCER ORD US EPA http://es.epa.gov/ncer/rfa/	5,804	6,763	00:02:01
3.	STAR Fellowships NCER US EPA http://es.epa.gov/ncer/fellow/	3,805	4,505	00:01:40
4.	EPA: ORD: NCER: Small Business Innovation Research http://es.epa.gov/ncer/sbir/	3,119	4,430	00:01:55
5.	EPA: ORD: NCER: STAR Grants and Cooperative Agreements http://es.epa.gov/ncer/grants/	2,328	2,668	00:01:49
6.	Ecological Impacts from the Interactions of Climate Change, Land Use Change and Invasive Species: A Joint Research Solicitation Funding Opportunities NCER US EPA http://es.epa.gov/ncer/rfa/2007/2007_star_ec_oimpacts.html	2,313	2,510	00:04:06
7.	Nanotechnology Research Grants Investigating Fate, Transport, Transformation, And Exposure Of Engineered Nanomaterials: A Joint Research Solicitation Funding Opportunities NCER US EPA http://es.epa.gov/ncer/rfa/2007/2007_star_nanotech.html	2,088	2,245	00:04:39
8.	STAR Grant Forms and Instructions Funding Opportunities NCER ORD US EPA http://es.epa.gov/ncer/rfa/forms/	2,056	3,124	00:03:05
9.	P3 NCER ORD US EPA http://es.epa.gov/ncer/p3/	1,943	2,528	00:01:28
10.	Calendar Events NCER ORD US EPA http://es.epa.gov/ncer/events/	1,816	2,342	00:01:36
11.	EPA: ORD: NCER: Funding Opportunities: Fall 2007 EPA Science to Achieve Results (STAR) Fellowships for Graduate Environmental Study http://es.epa.gov/ncer/rfa/2007/2007_star_fellow.html	1,765	1,854	00:02:52
12.	Innovative Approaches to Particulate Matter Health, Composition, and Source Questions Funding Opportunities NCER US EPA http://es.epa.gov/ncer/rfa/2007/2007_star_part_matter.html	1,584	1,726	00:05:00
13.	Development of Environmental Health Outcome Indicators Funding Opportunities NCER US EPA http://es.epa.gov/ncer/rfa/2007/2007_star_health_indicators.html	1,576	1,695	00:05:16

	Pages	Visits	Views	Average Time Viewed
14.	EPA: Nanotechnology http://es.epa.gov/ncer/nano/	1,452	2,121	00:01:34
15.	EPA: ORD: NCER: Funding Opportunities: Fall 2007 EPA Greater Research Opportunities (GRO) Fellowships for Graduate Environmental Study http://es.epa.gov/ncer/rfa/2007/2007_star_gro_grad.html	1,000	1,053	00:07:21
16.	EPA: ORD: NCER: Funding Opportunities http://es.epa.gov/ncer/rfa/2007/2007_sbir_phase1.html	983	1,041	00:03:31
17.	Development and Evaluation of Innovative Approaches for the Quantitative Assessment of Pathogens and Cyanobacteria and Their Toxins in Drinking Water Funding Opportunities NCER US EPA http://es.epa.gov/ncer/rfa/2007/2007_star_drinkingwater.html	947	1,034	00:04:37
18.	EPA: ORD: NCER: Guidance & FAQs http://es.epa.gov/ncer/guidance/	722	876	00:01:36
19.	Environmental Protection Agency: National Center For Environmental Research: STAR/GRO Graduate Fellowship FAQs http://es.epa.gov/ncer/guidance/faqs/faq_gro_grad.html	710	748	00:05:50
20.	Detection and Monitoring of Engineered Nanomaterials Funding Opportunities NCER US EPA http://es.epa.gov/ncer/rfa/2007/2007_gro_nano.html	709	771	00:05:06
21.	Interpretation of Biomarkers Using Physiologically Based Pharmacokinetic Modeling Funding Opportunities NCER US EPA http://es.epa.gov/ncer/rfa/2007/2007_star_biomarkers.html	648	697	00:04:35
22.	EPA: ORD: NCER: Other Programs: EPSCoR http://es.epa.gov/ncer/other/	605	653	00:02:34
23.	Regional Environmental Monitoring and Assessment Program: Solicitation for Projects in EPA Regions 1, 5, 8, and 10 Funding Opportunities NCER US EPA http://es.epa.gov/ncer/rfa/2007/2007_nheerl_remap.html	554	574	00:02:38
24.	EPA: ORD: NCER: Funding Opportunities http://es.epa.gov/ncer/rfa/2007/2007_p3_4thannual.html	546	584	00:02:45

	Pages	Visits	Views	Average Time Viewed
25.	EPA: ORD: NCER: Funding Opportunities http://es.epa.gov/ncer/rfa/2006/2006_star_fellow.html	538	591	00:07:30
26.	EPA: National Center For Environmental Research http://es.epa.gov/ncer/science/	537	563	00:01:33
27.	About P3 P3 NCER ORD US EPA http://es.epa.gov/ncer/p3/fact_sheet.html	509	547	00:02:25
28.	EPA: ORD: NCER: Publications & Proceedings http://es.epa.gov/ncer/publications/	507	541	00:02:01
29.	Environmental Protection Agency http://es.epa.gov/ncer/fellow/recipients/star_fellow06.html	507	524	00:02:33
30.	EPA: ORD: NCER: Research Results http://es.epa.gov/ncer/results/	502	524	00:01:46
31.	EPA: ORD: NCER: Collaborative Science and Technology Network for Sustainability (CNS) http://es.epa.gov/ncer/cns/	499	645	00:01:45
32.	EPA: ORD: NCER: Funding Opportunities http://es.epa.gov/ncer/rfa/2006/2006_gro_fellow.html	495	503	00:03:34
33.	2006/2007 P3 Teams P3 NCER ORD US EPA http://es.epa.gov/ncer/p3/current/	491	573	00:01:57
34.	EPA: ORD: NCER: Guidance & FAQs: Frequently Asked Questions http://es.epa.gov/ncer/guidance/faqs.html	482	488	00:01:16
35.	EPA: ORD: NCER: About NCER http://es.epa.gov/ncer/about/	470	515	00:01:48
36.	Children's Environmental Health Research Centers US EPA http://es.epa.gov/ncer/childrenscenters/	464	607	00:01:21
37.	EPA: ORD: NCER: Funding Opportunities: Fall 2007 EPA Greater Research Opportunities (GRO) Fellowships for Undergraduate Environmental Study http://es.epa.gov/ncer/rfa/2007/2007_star_gro_undergrad.html	460	472	00:02:23
38.	EPA: Nanotechnology: Science & Technology http://es.epa.gov/ncer/nano/publications/	452	501	00:02:19
39.	EPA: Nanotechnology: Research Projects http://es.epa.gov/ncer/nano/research/	439	529	00:01:37
40.	EPA: ORD: NCER: Events: Agenda http://es.epa.gov/ncer/events/calendar/2007/jun21/agenda.html	427	522	00:07:19

	Pages	Visits	Views	Average Time Viewed
41.	EPA: ORD: NCER: Grants: Recipients List http://es.epa.gov/ncer/grants/recipients_index.html	423	445	00:03:04
42.	Environmental Protection Agency http://es.epa.gov/ncer/rfa/archive/grants/	415	474	00:01:01
43.	STAA NCER ORD US EPA http://es.epa.gov/ncer/staa/	413	486	00:02:24
44.	Computational Toxicology Centers: Development Of Predictive Environmental And Biomedical Computer-Based Simulations And Models Funding Opportunities NCER US EPA http://es.epa.gov/ncer/rfa/2007/2007_comp_tox.html	404	423	00:03:06
45.	Research Program Biodiversity & Human Health NCER US EPA http://es.epa.gov/ncer/biodiversity/	402	468	00:02:14
46.	EPA: ORD: NCER: Funding Opportunities http://es.epa.gov/ncer/rfa/2004/2004_sbir_phase1.html	390	518	00:09:44
47.	Environmental Protection Agency http://es.epa.gov/ncer/science/pm/	382	443	00:02:44
48.	National Sustainable Design Expo Co-Sponsors Information For P3 NCER ORD US EPA http://es.epa.gov/ncer/p3/info/cosponsors.html	381	393	00:03:24
49.	EPA: ORD: NCER: Small Business Innovation Research http://es.epa.gov/ncer/rfa/archive/sbir/sbir_phase1_2002.html	379	386	00:08:07
50.	National Sustainable Design Expo P3 NCER ORD US EPA http://es.epa.gov/ncer/p3/expo/	356	387	00:04:17
51.	EPA: ORD: NCER: SBIR http://es.epa.gov/ncer/rfa/current/sbir_phase1.html	353	449	00:10:34
52.	Environmental Protection Agency http://es.epa.gov/ncer/guidance/star_faq.html	346	350	00:02:52
53.	EPA: ORD: NCER: STAR Reports http://es.epa.gov/ncer/publications/starreport/	344	357	00:02:11
54.	http://es.epa.gov/ncer/nano/factsheet/	342	363	00:03:31
55.	An Interdisciplinary Approach To Examining The Links Between Social Stressors, Biodiversity And Human Health Funding Opportunities NCER US EPA http://es.epa.gov/ncer/rfa/2007/2007_biodiversity_health.html	333	337	00:03:09

	Pages	Visits	Views	Average Time Viewed
56.	EPA: ORD: NCER: Funding Opportunities http://es.epa.gov/ncer/rfa/2005/2005_star_nano.html	327	344	00:04:04
57.	EPA: NCER: Research Centers http://es.epa.gov/ncer/centers/	323	397	00:02:45
58.	EPA: ORD: NCER: Funding Opportunities http://es.epa.gov/ncer/rfa/2006/2006_grad_fellow.html	322	331	00:04:55
59.	Environmental Protection Agency http://es.epa.gov/ncer/science/economics/	322	385	00:02:38
60.	EPA: ORD: NCER: Funding Opportunities http://es.epa.gov/ncer/rfa/2006/2006_star_california.html	317	321	00:10:48
61.	EPA: Nanotechnology http://es.epa.gov/ncer/nano/solicitation/	313	327	00:01:10
62.	EPA: Nanotechnology: Basic Information http://es.epa.gov/ncer/nano/questions/	304	342	00:03:06
63.	EPA: ORD: NCER: Research Opportunities: Archive http://es.epa.gov/ncer/rfa/archive/	295	353	00:01:31
64.	Sources and Atmospheric Formation of Organic Particulate Matter Funding Opportunities NCER US EPA http://es.epa.gov/ncer/rfa/2007/2007_star_organic_pm.html	288	295	00:01:50
65.	http://es.epa.gov/ncer/p3/photo.html	287	371	00:00:52
66.	EPA: ORD: NCER: Funding Opportunities http://es.epa.gov/ncer/rfa/2006/2006_star_cns.html	286	291	00:03:17
67.	2007 P3 Award Winners P3 NCER ORD US EPA http://es.epa.gov/ncer/p3/project_websites/2007/2007awardwinners.html	285	303	00:02:17
68.	EPA: ORD: NCER: Progress-Review Workshop Proceedings http://es.epa.gov/ncer/publications/workshop/	269	316	00:02:41
69.	EPA: ORD: NCER: Events: Archive http://es.epa.gov/ncer/events/news/	268	318	00:02:40
70.	How to Apply Phase I - Project Development P3 NCER ORD US EPA http://es.epa.gov/ncer/p3/apply/	267	281	00:01:28
71.	EPA: ORD: NCER: Funding Opportunities http://es.epa.gov/ncer/rfa/2004/2005_star_grad_fellow.html	262	265	00:02:38
72.	EPA: ORD: NCER: Funding Opportunities http://es.epa.gov/ncer/rfa/2005/2005_vep.html	260	302	00:10:52

	Pages	Visits	Views	Average Time Viewed
73.	Sources, Composition, and Health Effects of Coarse Particulate Matter Funding Opportunities NCER US EPA http://es.epa.gov/ncer/rfa/2006/2006_star_coarse_pm.html	252	259	00:03:12
74.	EPA: Nanotechnology http://es.epa.gov/ncer/nano/lectures/	251	275	00:02:48
75.	EPA: ORD: NCER: Funding Opportunities http://es.epa.gov/ncer/rfa/2004/2004_climate_change.html	250	252	00:03:50
76.	EPA: ORD: NCER: Research on Drinking Water http://es.epa.gov/ncer/publications/topical/drinking.html	249	253	00:03:00
77.	Uncertainty Analyses of Models in Integrated Environmental Assessments Funding Opportunities NCER US EPA http://es.epa.gov/ncer/rfa/2006/2006_star_uncertainty.html	248	254	00:02:41
78.	P3 Award Winners and Successes P3 NCER ORD US EPA http://es.epa.gov/ncer/P3/success/	241	262	00:00:52
79.	EPA: ORD: NCER: STAR Research Capsules http://es.epa.gov/ncer/publications/topical/	241	281	00:02:22
80.	EPA: ORD: NCER: Funding Opportunities: Development of Environmental Health Outcome Indicators http://es.epa.gov/ncer/rfa/2006/2006_star_ephi.html	241	252	00:03:16
81.	EPA: ORD: NCER: Funding Opportunities http://es.epa.gov/ncer/rfa/2006/2006_sbir_phase1.html	240	245	00:04:34
82.	2006 P3 Award Winners Past P3 Projects P3 NCER ORD US EPA http://es.epa.gov/ncer/p3/project_websites/2006/2006awardwinners.html	238	249	00:02:16
83.	Past P3 Projects P3 NCER ORD US EPA http://es.epa.gov/ncer/p3/past/	236	259	00:01:35
84.	Environmental Protection Agency http://es.epa.gov/ncer/fellow/recipients/star_fellow05.html	235	244	00:01:49
85.	EPA: ORD: NCER: Funding Opportunities http://es.epa.gov/ncer/rfa/2004/2004_collab_science.html	235	253	00:02:46
86.	P3 and Other Awards Ceremony P3 NCER ORD US EPA http://es.epa.gov/ncer/p3/ceremony/	235	257	00:01:32

	Pages	Visits	Views	Average Time Viewed
87.	EPA: ORD: NCER: Funding Opportunities http://es.epa.gov/ncer/rfa/2004/2005_gro_grad_fellow.html	233	238	00:03:47
88.	EPA: Nanotechnology http://es.epa.gov/ncer/nano/newsroom/	228	238	00:01:25
89.	EPA: ORD: NCER: 2007 GRO Guidance & FAQs: Frequently Asked Questions http://es.epa.gov/ncer/guidance/faqs/faq_gro_undergrad.html	222	223	00:01:52
90.	EPA: ORD: NCER: Research Opportunities: STAR Fellowship Archives http://es.epa.gov/ncer/rfa/archive/fellow/	221	232	00:01:57
91.	EPA: ORD: NCER: Research Opportunities: Mechanistic-Based Cancer Risk Assessment Methods http://es.epa.gov/ncer/rfa/archive/grants/99/rfacancer.html	215	217	00:02:04
92.	EPA: ORD: NCER: Funding Opportunities http://es.epa.gov/ncer/rfa/2004/2004_manufactured_nano.html	214	223	00:02:30
93.	EPA: Nanotechnology http://es.epa.gov/ncer/nano/relevant_meetings/	213	225	00:01:22
94.	EPA: NCER: Science Topics: Global Change: Background http://es.epa.gov/ncer/science/globalclimate/	210	219	00:02:58
95.	EPA: ORD: NCER: Mercury Research http://es.epa.gov/ncer/publications/topical/mercury.html	210	215	00:06:12
96.	EPA: ORD: NCER: Small Business Innovation Research http://es.epa.gov/ncer/rfa/archive/sbir/	209	224	00:02:16
97.	EPA: ORD: NCER: EPA SBIR Program Success Stories http://es.epa.gov/ncer/sbir/success/	209	234	00:02:41
98.	Issues in Tribal Environmental Research and Health Promotion: Novel Approaches for Assessing and Managing Cumulative Risks and Impacts of Global Climate Change Funding Opportunities NCER US EPA http://es.epa.gov/ncer/rfa/2006/2006_star_tribal.html	209	215	00:03:16
99.	EPA: NCER: P3: People, Prosperity and the Planet Student Design Competition for Sustainability: A National Student Design Competition for Sustainability focusing on People, Prosperity, and the Planet http://es.epa.gov/ncer/p3/designs_sustain_rfp.html	207	214	00:04:34

	Pages	Visits	Views	Average Time Viewed
100.	Table of Contents http://es.epa.gov/ncer/sbir/program/	206	254	00:04:11
101.	EPA: ORD: NCER: Funding Opportunities http://es.epa.gov/ncer/rfa/2005/2005_sbir_phase1.html	204	208	00:03:31
102.	EPA: Nanotechnology: Research Projects: Toxicology http://es.epa.gov/ncer/nano/research/nano_tox.html	202	208	00:04:19
103.	EPA: ORD: NCER: TITLE http://es.epa.gov/ncer/rfa/archive/grants/01/endocrine00.html	201	203	00:03:37
104.	Information for Current Grantees P3 NCER ORD US EPA http://es.epa.gov/ncer/p3/teams/	200	215	00:02:23
105.	Forms P3 NCER ORD US EPA http://es.epa.gov/ncer/P3/forms/	200	307	00:02:49
106.	EPA: ORD: NCER: About NCER: Quick Guide http://es.epa.gov/ncer/about/quickguide.html	199	200	00:02:26
107.	EPA: Nanotechnology http://es.epa.gov/ncer/nano/links/	198	206	00:03:10
108.	Environmental Protection Agency http://es.epa.gov/ncer/fellow/recipients/gro_fellow06.html	194	200	00:01:53
109.	EPA: ORD: NCER: Funding Opportunities http://es.epa.gov/ncer/rfa/2006/2006_star_gc_aq.html	194	196	00:05:37
110.	EPA: NCER: Science Topics: Drinking Water http://es.epa.gov/ncer/science/drinkingwater/	194	215	00:02:21
111.	EPA: ORD: NCER: Guidance & FAQs: Acknowledgement of EPA Support http://es.epa.gov/ncer/guidance/star_images.html	190	198	00:03:58
112.	EPA: ORD: NCER: Research Opportunities http://es.epa.gov/ncer/rfa/current/2004_grad_fellow.html	186	188	00:02:39
113.	Newsroom P3 NCER ORD US EPA http://es.epa.gov/ncer/p3/news.html	182	193	00:02:22
114.	EPA: ORD: NCER: Research on Mining Impacts http://es.epa.gov/ncer/publications/topical/mining.html	182	188	00:04:58
115.	2007 News and Events Archive Events NCER ORD US EPA http://es.epa.gov/ncer/events/news/2007/	182	192	00:01:57

	Pages	Visits	Views	Average Time Viewed
116.	EPA: NCER: P3: People, Prosperity and the Planet Student Design Competition for Sustainability: A National Student Design Competition for Sustainability focusing on People, Prosperity, and the Planet http://es.epa.gov/ncer/p3/designs_sustain_rfp_2005.html	181	187	00:03:01
117.	EPA: ORD: NCER: Fellowships http://es.epa.gov/ncer/fellow/abstracts/	180	203	00:01:24
118.	EPA: ORD: NCER: Funding Opportunities http://es.epa.gov/ncer/rfa/2005/2005_star_biototech.html	179	184	00:03:20
119.	EPA: ORD: NCER: Events: News http://es.epa.gov/ncer/events/news/2007/04_25_07_feature.html	179	182	00:02:15
120.	Environmental Protection Agency http://es.epa.gov/ncer/fellow/recipients/star_fellow03.html	179	185	00:01:48
121.	EPA: ORD: NCER: Funding Opportunities http://es.epa.gov/ncer/rfa/2006/2006_p3.html	175	181	00:03:39
122.	2006-2007 GRO Undergraduate Fellowships STAR Fellowships NCER US EPA http://es.epa.gov/ncer/fellow/recipients/gro_undergrad_fellow06.html	174	175	00:01:20
123.	Environmental Protection Agency http://es.epa.gov/ncer/fellow/recipients/star_fellow04.html	173	175	00:01:55
124.	EPA: ORD: NCER: Funding Opportunities http://es.epa.gov/ncer/rfa/2004/2004_aqua_syss.html	173	174	00:04:12
125.	Current Partners Information for Partners P3 NCER ORD US EPA http://es.epa.gov/ncer/p3/partners/	172	202	00:05:34
126.	EPA: ORD: NCER: Funding Opportunities http://es.epa.gov/ncer/rfa/2004/2005_gro_undergrad_fellow.html	171	171	00:04:49
127.	EPA: ORD: NCER: Guidance & FAQs http://es.epa.gov/ncer/guidance/qa.html	171	173	00:05:49
128.	2000 Progress Report - MULTIPLE PESTICIDE EXPOSURE: IMMUNOTOXICITY AND OXIDATIVE STRESS http://es.epa.gov/ncer/fellow/progress/99/rabideauch00.html	170	174	00:05:56
129.	EPA: ORD: NCER: Funding Opportunities http://es.epa.gov/ncer/rfa/2005/2005_pathogens_drinking_water.html	170	178	00:05:31

	Pages	Visits	Views	Average Time Viewed
130.	EPA: ORD: NCER: Urban Sprawl Research http://es.epa.gov/ncer/publications/topical/urban.html	169	170	00:04:48
131.	Environmental Protection Agency http://es.epa.gov/ncer/publications/nano/	168	175	00:02:42
132.	EPA: ORD: NCER: Research Opportunities: Centers for Children's Environmental Health and Disease Prevention Research http://es.epa.gov/ncer/rfa/archive/grants/01/kidscenter01.html	168	193	00:09:58
133.	EPA: ORD: NCER: Funding Opportunities http://es.epa.gov/ncer/rfa/2004/2004_ecohab.html	167	169	00:02:34
134.	EPA: ORD: NCER: Research Opportunities: Current RFA http://es.epa.gov/ncer/rfa/current/2003_mai_grad.html	166	167	00:03:15
135.	U.S.EPA Workshop on Innovative Approaches for Detecting Microorganisms in Water Agenda Events NCER ORD EPA http://es.epa.gov/ncer/events/calendar/2007/jun18/agenda.html	165	170	00:02:55
136.	EPA: ORD: NCER: Events: News http://es.epa.gov/ncer/events/news/2005/04_13_05_feature.html	165	167	00:02:19
137.	Jeopardy Quizzes America with Environmental Clues Newsroom P3 NCER ORD US EPA http://es.epa.gov/ncer/p3/press/05_07_07.html	164	171	00:02:36
138.	EPA: ORD: NCER: Environmental Research Grant Announcements http://es.epa.gov/ncer/rfa/archive/grants/07/	164	171	00:01:04
139.	EPA: ORD: NCER: Environmental Research Grant Announcements http://es.epa.gov/ncer/rfa/archive/grants/06/	162	167	00:00:52
140.	EPA: ORD: NCER: Funding Opportunities http://es.epa.gov/ncer/rfa/2005/2005_ecohab.html	161	164	00:03:41
141.	Environmental Protection Agency http://es.epa.gov/ncer/rfa/current/2003_nano.html	160	172	00:04:19
142.	EPA: ORD: NCER: Pathogens in Water http://es.epa.gov/ncer/publications/topical/pathogens.html	159	159	00:04:40
143.	Information for Partners Info For P3 NCER ORD US EPA http://es.epa.gov/ncer/p3/info/partners.html	159	170	00:02:42

	Pages	Visits	Views	Average Time Viewed
144.	EPA: ORD: NCER: Funding Opportunities http://es.epa.gov/ncer/rfa/2004/2004_air_pol_l_em.html	157	160	00:02:20
145.	EPA: ORD: NCER: Centers http://es.epa.gov/ncer/centers/airpm/sab/report.html	156	163	00:06:31
146.	EPA: ORD: NCER: Funding Opportunities http://es.epa.gov/ncer/rfa/2005/2005_nonlinear_responses.html	156	162	00:05:31
147.	EPA: ORD: NCER: Events: Archive http://es.epa.gov/ncer/events/news/2006/	155	158	00:01:24
148.	Background/About TSE Technology for a Sustainable Environment Science Topics NCER EPA http://es.epa.gov/ncer/science/tse/	154	168	00:02:22
149.	EPA: ORD: NCER: Events: News http://es.epa.gov/ncer/events/news/2005/03_08_05_feature.html	154	156	00:03:09
150.	EPA: ORD: NCER: Events: News http://es.epa.gov/ncer/events/news/2006/09_29_06_p3.html	153	156	00:01:22
151.	EPA: NCER: Science Topics: Drinking Water: Research Results http://es.epa.gov/ncer/science/drinkingwater/results.html	148	150	00:01:37
152.	EPA: ORD: NCER: Fellowships: 2000 STAR Graduate Fellowships http://es.epa.gov/ncer/fellow/recipient/fellow00.html	148	149	00:01:38
153.	Environmental Protection Agency http://es.epa.gov/ncer/publications/meetings/	147	154	00:03:33
154.	2004 P3 Projects Past P3 Projects P3 NCER ORD US EPA http://es.epa.gov/ncer/p3/project_websites/2004_project_websites.html	147	153	00:03:12
155.	EPA: ORD: NCER: Events: News http://es.epa.gov/ncer/events/news/2003/01_15_03a.html	145	153	00:04:11
156.	EPA: ORD: NCER: Funding Opportunities http://es.epa.gov/ncer/rfa/2004/2004_pm_research.html	144	154	00:05:09
157.	EPA: Nanotechnology: Research Projects: Green Nanotechnology http://es.epa.gov/ncer/nano/research/nano_green.html	144	151	00:03:29
158.	EPA: ORD: NCER: Funding Opportunities http://es.epa.gov/ncer/rfa/2004/2004_source_pm.html	141	147	00:05:18

	Pages	Visits	Views	Average Time Viewed
159.	2007 P3 Competitors Photo Gallery P3 NCER ORD US EPA http://es.epa.gov/ncer/p3/event_2007/event_photos/teams/2007_competitors.html	141	161	00:01:21
160.	EPA: ORD: NCER: Funding Opportunities http://es.epa.gov/ncer/rfa/2005/2005_decision_support_sys.html	139	140	00:02:55
161.	EPA: ORD: NCER: Funding Opportunities http://es.epa.gov/ncer/rfa/2006/2006_oth_coop_training.html	139	141	00:04:20
162.	Environmental Protection Agency http://es.epa.gov/ncer/rfa/current/2003_enviro_stat.html	137	137	00:01:43
163.	EPA: ORD: NCER: Remediation Research http://es.epa.gov/ncer/publications/topical/remediation.html	136	143	00:02:17
164.	EPA: ORD: NCER: Funding Opportunities http://es.epa.gov/ncer/rfa/2004/2004_glakes_foodweb.html	136	137	00:06:38
165.	EPA: ORD: NCER: Funding Opportunities http://es.epa.gov/ncer/rfa/current/2004_arsenic.html	136	136	00:02:07
166.	EPA: ORD: NCER: NOx Research http://es.epa.gov/ncer/publications/topical/nox.html	135	135	00:07:01
167.	EPA: ORD: NCER: Events: News http://es.epa.gov/ncer/events/news/2007/06_04_07_feature.html	134	139	00:02:07
168.	EPA: ORD: NCER: Funding Opportunities http://es.epa.gov/ncer/rfa/2005/2005_hsa_impacts_research.html	133	134	00:03:45
169.	EPA: ORD: NCER: Research on Children's Health Asthma, Lead, and Indoor Air http://es.epa.gov/ncer/publications/topical/children.html	133	135	00:08:00
170.	EPA: ORD: NCER: Algal Bloom Research http://es.epa.gov/ncer/publications/topical/algal.html	133	134	00:05:36
171.	EPA: ORD: NCER: Research Opportunities: Current RFA http://es.epa.gov/ncer/rfa/current/2003arsenic.html	133	134	00:04:01
172.	EPA: ORD: NCER: Funding Opportunities http://es.epa.gov/ncer/rfa/2004/2004_biomarkers.html	131	133	00:01:50
173.	2007 Award Ceremony Photo Gallery P3 NCER ORD US EPA http://es.epa.gov/ncer/p3/event_2007/event_photos/awards/awards.html	131	152	00:01:57

	Pages	Visits	Views	Average Time Viewed
174.	Environmental SBIR Awards by Other Agencies http://es.epa.gov/ncer/sbir/agency/govtwide.html	131	138	00:04:32
175.	EPA: ORD: NCER: Funding Opportunities http://es.epa.gov/ncer/rfa/2004/2004_gro_bioaccum.html	131	134	00:04:19
176.	Page Moved http://es.epa.gov/ncer/rfa/02regstressor.html	130	131	00:03:51
177.	EPA: ORD: NCER: Fellowships: 1999 STAR Graduate Fellowships http://es.epa.gov/ncer/fellow/recipients/fellow99.html	130	134	00:01:00
178.	EPA: NCER: Research Opportunities - Post-Doctoral Research Positions http://es.epa.gov/ncer/rfa/postdoc.html	129	131	00:03:24
179.	EPA: ORD: NCER: Research on Pesticide Bio- and Phytoremediation http://es.epa.gov/ncer/publications/topical/biopest.html	129	131	00:04:27
180.	EPA: ORD: NCER: Publications: SBIR http://es.epa.gov/ncer/publications/sbir/	129	154	00:01:31
181.	EPA: ORD: NCER: Fellowships: About Undergraduate MAI http://es.epa.gov/ncer/fellow/gro/	129	133	00:01:16
182.	Environmental Protection Agency http://es.epa.gov/ncer/rfa/current/2003_comptox.html	128	128	00:02:47
183.	EPA: ORD: NCER: Funding Opportunities http://es.epa.gov/ncer/rfa/2004/2004_sbir_phase1_poll-prev.html	128	131	00:04:01
184.	Frequent Questions Children's Environmental Health Research Centers US EPA http://es.epa.gov/ncer/childrenscenters/faqs.html	127	131	00:01:26
185.	Market Mechanisms and Incentives: Case Studies and Experimental Testbeds for New Environmental Trading Programs Funding Opportunities NCER US EPA http://es.epa.gov/ncer/rfa/2006/2006_star_mmi.html	127	130	00:03:42
186.	http://es.epa.gov/ncer/rfa/2004/2004_low_dose.html	125	127	00:04:59
187.	Environmental Protection Agency http://es.epa.gov/ncer/fellow/recipients/gro_fellow04.html	125	125	00:01:35

	Pages	Visits	Views	Average Time Viewed
■ 188.	EPA: ORD: NCER: Fellowships: 2001 Graduate Fellowships http://es.epa.gov/ncer/fellow/recipients/star_fellow01.html	124	124	00:02:13
■ 189.	EPA: ORD: NCER: Research Opportunities: Environmental Futures Research in Nanoscale Science, Engineering and Technology http://es.epa.gov/ncer/rfa/archive/grants/02/02nanotech.html	124	125	00:02:14
■ 190.	EPA: ORD: NCER: Fellowships: 2001 MAI Graduate Fellowships http://es.epa.gov/ncer/fellow/recipients/mai_fellow02.html	124	124	00:01:42
■ 191.	EPA: ORD: NCER: Characterizing Risk at Metal Finishing Facilities http://es.epa.gov/ncer/publications/archive/csidoc.html	123	128	00:05:48
■ 192.	Additional Awards P3 Award Competition P3 NCER ORD US EPA http://es.epa.gov/ncer/p3/addawards.html	123	136	00:02:15
■ 193.	EPA: ORD: NCER: Funding Opportunities http://es.epa.gov/ncer/rfa/current/2004_gro_undergrad_fellow.html	123	124	00:03:19
■ 194.	2007 National Expo Photo Gallery P3 NCER ORD US EPA http://es.epa.gov/ncer/p3/event_2007/event_photos/expo/expo.html	123	137	00:01:55
■ 195.	EPA: ORD: NCER: Funding Opportunities http://es.epa.gov/ncer/rfa/current/2004_gro_grad_fellow.html	123	123	00:02:12
■ 196.	EPA: ORD: NCER: Research Opportunities: Exploratory Research to Anticipate Future Environmental Issues http://es.epa.gov/ncer/rfa/archive/grants/01/futures.html	122	124	00:02:47
■ 197.	Environmental Protection Agency:NCER: Fellowship http://es.epa.gov/ncer/fellow/recipients/gro_fellow03.html	121	121	00:01:34
■ 198.	EPA: ORD: NCER: STANDARD INSTRUCTIONS FOR SUBMITTING A STAR APPLICATION http://es.epa.gov/ncer/rfa/forms/standinstr.html	121	122	00:03:08
■ 199.	Information For P3 NCER ORD US EPA http://es.epa.gov/ncer/p3/info/	121	136	00:03:26

	Pages	Visits	Views	Average Time Viewed
200.	EPA: ORD: NCER: Funding Opportunities http://es.epa.gov/ncer/rfa/2004/2004_corporate.html	121	121	00:03:22
	Subtotal for rows: 1 - 200	-	103,227	-
	Other	-	117,452	-
	Total	-	220,679	-

items 1-200 of 2000

Pages

	Pages	Average Time to Serve (ms)
1.	National Center for Environmental Research (NCER) ORD US EPA http://es.epa.gov/ncer/	0
2.	Funding Opportunities NCER ORD US EPA http://es.epa.gov/ncer/rfa/	0
3.	STAR Fellowships NCER US EPA http://es.epa.gov/ncer/fellow/	0
4.	EPA: ORD: NCER: Small Business Innovation Research http://es.epa.gov/ncer/sbir/	0
5.	EPA: ORD: NCER: STAR Grants and Cooperative Agreements http://es.epa.gov/ncer/grants/	0
6.	Ecological Impacts from the Interactions of Climate Change, Land Use Change and Invasive Species: A Joint Research Solicitation Funding Opportunities NCER US EPA http://es.epa.gov/ncer/rfa/2007/2007_star_ecoimpacts.html	0
7.	Nanotechnology Research Grants Investigating Fate, Transport, Transformation, And Exposure Of Engineered Nanomaterials: A Joint Research Solicitation Funding Opportunities NCER US EPA http://es.epa.gov/ncer/rfa/2007/2007_star_nanotech.html	0
8.	STAR Grant Forms and Instructions Funding Opportunities NCER ORD US EPA http://es.epa.gov/ncer/rfa/forms/	0
9.	P3 NCER ORD US EPA http://es.epa.gov/ncer/p3/	0

	Pages	Average Time to Serve (ms)
10.	Calendar Events NCER ORD US EPA http://es.epa.gov/ncer/events/	0
11.	EPA: ORD: NCER: Funding Opportunities: Fall 2007 EPA Science to Achieve Results (STAR) Fellowships for Graduate Environmental Study http://es.epa.gov/ncer/rfa/2007/2007_star_fellow.html	0
12.	Innovative Approaches to Particulate Matter Health, Composition, and Source Questions Funding Opportunities NCER US EPA http://es.epa.gov/ncer/rfa/2007/2007_star_part_matter.html	0
13.	Development of Environmental Health Outcome Indicators Funding Opportunities NCER US EPA http://es.epa.gov/ncer/rfa/2007/2007_star_health_indicators.html	0
14.	EPA: Nanotechnology http://es.epa.gov/ncer/nano/	0
15.	EPA: ORD: NCER: Funding Opportunities: Fall 2007 EPA Greater Research Opportunities (GRO) Fellowships for Graduate Environmental Study http://es.epa.gov/ncer/rfa/2007/2007_star_gro_grad.html	0
16.	EPA: ORD: NCER: Funding Opportunities http://es.epa.gov/ncer/rfa/2007/2007_sbir_phase1.html	0
17.	Development and Evaluation of Innovative Approaches for the Quantitative Assessment of Pathogens and Cyanobacteria and Their Toxins in Drinking Water Funding Opportunities NCER US EPA http://es.epa.gov/ncer/rfa/2007/2007_star_drinkingwater.html	0
18.	EPA: ORD: NCER: Guidance & FAQs http://es.epa.gov/ncer/guidance/	0
19.	Environmental Protection Agency: National Center For Environmental Research: STAR/GRO Graduate Fellowship FAQs http://es.epa.gov/ncer/guidance/faqs/faq_gro_grad.html	0
20.	Detection and Monitoring of Engineered Nanomaterials Funding Opportunities NCER US EPA http://es.epa.gov/ncer/rfa/2007/2007_gro_nano.html	0

	Pages	Average Time to Serve (ms)
■ 21.	Interpretation of Biomarkers Using Physiologically Based Pharmacokinetic Modeling Funding Opportunities NCER US EPA http://es.epa.gov/ncer/rfa/2007/2007_star_biomarkers.html	0
■ 22.	EPA: ORD: NCER: Other Programs: EPSCoR http://es.epa.gov/ncer/other/	0
■ 23.	Regional Environmental Monitoring and Assessment Program: Solicitation for Projects in EPA Regions 1, 5, 8, and 10 Funding Opportunities NCER US EPA http://es.epa.gov/ncer/rfa/2007/2007_nheerl_remap.html	0
■ 24.	EPA: ORD: NCER: Funding Opportunities http://es.epa.gov/ncer/rfa/2007/2007_p3_4thannual.html	0
■ 25.	EPA: ORD: NCER: Funding Opportunities http://es.epa.gov/ncer/rfa/2006/2006_star_fellow.html	0
■ 26.	EPA: National Center For Environmental Research http://es.epa.gov/ncer/science/	0
■ 27.	About P3 P3 NCER ORD US EPA http://es.epa.gov/ncer/p3/fact_sheet.html	0
■ 28.	EPA: ORD: NCER: Publications & Proceedings http://es.epa.gov/ncer/publications/	0
■ 29.	Environmental Protection Agency http://es.epa.gov/ncer/fellow/recipients/star_fellow06.html	0
■ 30.	EPA: ORD: NCER: Research Results http://es.epa.gov/ncer/results/	0
■ 31.	EPA: ORD: NCER: Collaborative Science and Technology Network for Sustainability (CNS) http://es.epa.gov/ncer/cns/	0
■ 32.	EPA: ORD: NCER: Funding Opportunities http://es.epa.gov/ncer/rfa/2006/2006_gro_fellow.html	0
■ 33.	2006/2007 P3 Teams P3 NCER ORD US EPA http://es.epa.gov/ncer/p3/current/	0
■ 34.	EPA: ORD: NCER: Guidance & FAQs: Frequently Asked Questions http://es.epa.gov/ncer/guidance/faqs.html	0
■ 35.	EPA: ORD: NCER: About NCER http://es.epa.gov/ncer/about/	0

	Pages	Average Time to Serve (ms)
36.	Children's Environmental Health Research Centers US EPA http://es.epa.gov/ncer/childrenscenters/	0
37.	EPA: ORD: NCER: Funding Opportunities: Fall 2007 EPA Greater Research Opportunities (GRO) Fellowships for Undergraduate Environmental Study http://es.epa.gov/ncer/rfa/2007/2007_star_gro_undergrad.html	0
38.	EPA: Nanotechnology: Science & Technology http://es.epa.gov/ncer/nano/publications/	0
39.	EPA: Nanotechnology: Research Projects http://es.epa.gov/ncer/nano/research/	0
40.	EPA: ORD: NCER: Events: Agenda http://es.epa.gov/ncer/events/calendar/2007/jun21/agenda.html	0
41.	EPA: ORD: NCER: Grants: Recipients List http://es.epa.gov/ncer/grants/recipients_index.html	0
42.	Environmental Protection Agency http://es.epa.gov/ncer/rfa/archive/grants/	0
43.	STAA NCER ORD US EPA http://es.epa.gov/ncer/staa/	0
44.	Computational Toxicology Centers: Development Of Predictive Environmental And Biomedical Computer-Based Simulations And Models Funding Opportunities NCER US EPA http://es.epa.gov/ncer/rfa/2007/2007_comp_tox.html	0
45.	Research Program Biodiversity & Human Health NCER US EPA http://es.epa.gov/ncer/biodiversity/	0
46.	EPA: ORD: NCER: Funding Opportunities http://es.epa.gov/ncer/rfa/2004/2004_sbir_phase1.html	0
47.	Environmental Protection Agency http://es.epa.gov/ncer/science/pm/	0
48.	National Sustainable Design Expo Co-Sponsors Information For P3 NCER ORD US EPA http://es.epa.gov/ncer/p3/info/cosponsors.html	0
49.	EPA: ORD: NCER: Small Business Innovation Research http://es.epa.gov/ncer/rfa/archive/sbir/sbir_phase1_2002.html	0
50.	National Sustainable Design Expo P3 NCER ORD US EPA http://es.epa.gov/ncer/p3/expo/	0

	Pages	Average Time to Serve (ms)
51.	EPA: ORD: NCER: SBIR http://es.epa.gov/ncer/rfa/current/sbir_phase1.html	0
52.	Environmental Protection Agency http://es.epa.gov/ncer/guidance/star_faq.html	0
53.	EPA: ORD: NCER: STAR Reports http://es.epa.gov/ncer/publications/starreport/	0
54.	http://es.epa.gov/ncer/nano/factsheet/	0
55.	An Interdisciplinary Approach To Examining The Links Between Social Stressors, Biodiversity And Human Health Funding Opportunities NCER US EPA http://es.epa.gov/ncer/rfa/2007/2007_biodiversity_health.html	0
56.	EPA: ORD: NCER: Funding Opportunities http://es.epa.gov/ncer/rfa/2005/2005_star_nano.html	0
57.	EPA: NCER: Research Centers http://es.epa.gov/ncer/centers/	0
58.	EPA: ORD: NCER: Funding Opportunities http://es.epa.gov/ncer/rfa/2006/2006_grad_fellow.html	0
59.	Environmental Protection Agency http://es.epa.gov/ncer/science/economics/	0
60.	EPA: ORD: NCER: Funding Opportunities http://es.epa.gov/ncer/rfa/2006/2006_star_cafos.html	0
61.	EPA: Nanotechnology http://es.epa.gov/ncer/nano/solicitation/	0
62.	EPA: Nanotechnology: Basic Information http://es.epa.gov/ncer/nano/questions/	0
63.	EPA: ORD: NCER: Research Opportunities: Archive http://es.epa.gov/ncer/rfa/archive/	0
64.	Sources and Atmospheric Formation of Organic Particulate Matter Funding Opportunities NCER US EPA http://es.epa.gov/ncer/rfa/2007/2007_star_organic_pm.html	0
65.	http://es.epa.gov/ncer/p3/photo.html	0
66.	EPA: ORD: NCER: Funding Opportunities http://es.epa.gov/ncer/rfa/2006/2006_star_cns.html	0
67.	2007 P3 Award Winners P3 NCER ORD US EPA http://es.epa.gov/ncer/p3/project_websites/2007/2007awardwinners.html	0

	Pages	Average Time to Serve (ms)
68.	EPA: ORD: NCER: Progress-Review Workshop Proceedings http://es.epa.gov/ncer/publications/workshop/	0
69.	EPA: ORD: NCER: Events: Archive http://es.epa.gov/ncer/events/news/	0
70.	How to Apply Phase I - Project Development P3 NCER ORD US EPA http://es.epa.gov/ncer/p3/apply/	0
71.	EPA: ORD: NCER: Funding Opportunities http://es.epa.gov/ncer/rfa/2004/2005_star_grad_fellow.html	0
72.	EPA: ORD: NCER: Funding Opportunities http://es.epa.gov/ncer/rfa/2005/2005_vep.html	0
73.	Sources, Composition, and Health Effects of Coarse Particulate Matter Funding Opportunities NCER US EPA http://es.epa.gov/ncer/rfa/2006/2006_star_coarse_pm.html	0
74.	EPA: Nanotechnology http://es.epa.gov/ncer/nano/lectures/	0
75.	EPA: ORD: NCER: Funding Opportunities http://es.epa.gov/ncer/rfa/2004/2004_climate_change.html	0
76.	EPA: ORD: NCER: Research on Drinking Water http://es.epa.gov/ncer/publications/topical/drinking.html	0
77.	Uncertainty Analyses of Models in Integrated Environmental Assessments Funding Opportunities NCER US EPA http://es.epa.gov/ncer/rfa/2006/2006_star_uncertainty.html	0
78.	P3 Award Winners and Successes P3 NCER ORD US EPA http://es.epa.gov/ncer/P3/success/	0
79.	EPA: ORD: NCER: STAR Research Capsules http://es.epa.gov/ncer/publications/topical/	0
80.	EPA: ORD: NCER: Funding Opportunities: Development of Environmental Health Outcome Indicators http://es.epa.gov/ncer/rfa/2006/2006_star_ep_hi.html	0
81.	EPA: ORD: NCER: Funding Opportunities http://es.epa.gov/ncer/rfa/2006/2006_sbir_phase1.html	0
82.	2006 P3 Award Winners Past P3 Projects P3 NCER ORD US EPA http://es.epa.gov/ncer/p3/project_websites/2006/2006awardwinners.html	0

	Pages	Average Time to Serve (ms)
83.	Past P3 Projects P3 NCER ORD US EPA http://es.epa.gov/ncer/p3/past/	0
84.	Environmental Protection Agency http://es.epa.gov/ncer/fellow/recipients/star_fellow05.html	0
85.	EPA: ORD: NCER: Funding Opportunities http://es.epa.gov/ncer/rfa/2004/2004_collab_science.html	0
86.	P3 and Other Awards Ceremony P3 NCER ORD US EPA http://es.epa.gov/ncer/p3/ceremony/	0
87.	EPA: ORD: NCER: Funding Opportunities http://es.epa.gov/ncer/rfa/2004/2005_gro_grad_fellow.html	0
88.	EPA: Nanotechnology http://es.epa.gov/ncer/nano/newsroom/	0
89.	EPA: ORD: NCER: 2007 GRO Guidance & FAQs: Frequently Asked Questions http://es.epa.gov/ncer/guidance/faqs/faq_gro_undergrad.html	0
90.	EPA: ORD: NCER: Research Opportunities: STAR Fellowship Archives http://es.epa.gov/ncer/rfa/archive/fellow/	0
91.	EPA: ORD: NCER: Research Opportunities: Mechanistic-Based Cancer Risk Assessment Methods http://es.epa.gov/ncer/rfa/archive/grants/99/rfacancer.html	0
92.	EPA: ORD: NCER: Funding Opportunities http://es.epa.gov/ncer/rfa/2004/2004_manufactured_nano.html	0
93.	EPA: Nanotechnology http://es.epa.gov/ncer/nano/relevant_meetings/	0
94.	EPA: NCER: Science Topics: Global Change: Background http://es.epa.gov/ncer/science/globalclimate/	0
95.	EPA: ORD: NCER: Mercury Research http://es.epa.gov/ncer/publications/topical/mercury.html	0
96.	EPA: ORD: NCER: Small Business Innovation Research http://es.epa.gov/ncer/rfa/archive/sbir/	0
97.	EPA: ORD: NCER: EPA SBIR Program Success Stories http://es.epa.gov/ncer/sbir/success/	0

	Pages	Average Time to Serve (ms)
98.	Issues in Tribal Environmental Research and Health Promotion: Novel Approaches for Assessing and Managing Cumulative Risks and Impacts of Global Climate Change Funding Opportunities NCER US EPA http://es.epa.gov/ncer/rfa/2006/2006_star_tribal.html	0
99.	EPA: NCER: P3: People, Prosperity and the Planet Student Design Competition for Sustainability: A National Student Design Competition for Sustainability focusing on People, Prosperity, and the Planet http://es.epa.gov/ncer/p3/designs_sustain_rfp.html	0
100.	Table of Contents http://es.epa.gov/ncer/sbir/program/	0
101.	EPA: ORD: NCER: Funding Opportunities http://es.epa.gov/ncer/rfa/2005/2005_sbir_phase1.html	0
102.	EPA: Nanotechnology: Research Projects: Toxicology http://es.epa.gov/ncer/nano/research/nano_tox.html	0
103.	EPA: ORD: NCER: TITLE http://es.epa.gov/ncer/rfa/archive/grants/01/endocrine00.html	0
104.	Information for Current Grantees P3 NCER ORD US EPA http://es.epa.gov/ncer/p3/teams/	0
105.	Forms P3 NCER ORD US EPA http://es.epa.gov/ncer/P3/forms/	0
106.	EPA: ORD: NCER: About NCER: Quick Guide http://es.epa.gov/ncer/about/quickguide.html	0
107.	EPA: Nanotechnology http://es.epa.gov/ncer/nano/links/	0
108.	Environmental Protection Agency http://es.epa.gov/ncer/fellow/recipients/gro_fellow06.html	0
109.	EPA: ORD: NCER: Funding Opportunities http://es.epa.gov/ncer/rfa/2006/2006_star_gc_aq.html	0
110.	EPA: NCER: Science Topics: Drinking Water http://es.epa.gov/ncer/science/drinkingwater/	0
111.	EPA: ORD: NCER: Guidance & FAQs: Acknowledgement of EPA Support http://es.epa.gov/ncer/guidance/star_images.html	0

	Pages	Average Time to Serve (ms)
112.	EPA: ORD: NCER: Research Opportunitie s http://es.epa.gov/ncer/rfa/current/ 2004_grad_fellow.html	0
113.	Newsroom P3 NCER ORD US EPA http://es.epa.gov/ncer/p3/news.html	0
114.	EPA: ORD: NCER: Research on Mining Impacts http://es.epa.gov/ncer/publications/topical/ mining.html	0
115.	2007 News and Events Archive Events NCER ORD US EPA http://es.epa.gov/ncer/events/news/2007/	0
116.	EPA: NCER: P3: People, Prosperity and the Planet Student Design Competition for Sustainability: A National Student Design Competition for Sustainability focusing on People, Prosperity, and the Planet http://es.epa.gov/ncer/p3/designs_sust ain_rfp_2005.html	0
117.	EPA: ORD: NCER: Fellowships http://es.epa.gov/ncer/fellow/abstracts/	0
118.	EPA: ORD: NCER: Funding Opportunities http://es.epa.gov/ncer/rfa/2005/2005_star_bi otech.html	0
119.	EPA: ORD: NCER: Events: News http://es.epa.gov/ncer/events/news/2007/ 04_25_07_feature.html	0
120.	Environmental Protection Agency http://es.epa.gov/ncer/fellow/recipients/ star_fellow03.html	0
121.	EPA: ORD: NCER: Funding Opportunities http://es.epa.gov/ncer/rfa/2006/2006_p3.html	0
122.	2006-2007 GRO Undergraduate Fellowships STAR Fellowships NCER US EPA http://es.epa.gov/ncer/fellow/recipients/ gro_undergrad_fellow06.html	0
123.	Environmental Protection Agency http://es.epa.gov/ncer/fellow/recipients/ star_fellow04.html	0
124.	EPA: ORD: NCER: Funding Opportunities http://es.epa.gov/ncer/rfa/2004/2004_aqua_sy s.html	0
125.	Current Partners Information for Partners P3 NCER ORD US EPA http://es.epa.gov/ncer/p3/partners/	0
126.	EPA: ORD: NCER: Funding Opportunities http://es.epa.gov/ncer/rfa/2004/2005_gro_und ergrad_fellow.html	0

	Pages	Average Time to Serve (ms)
127.	EPA: ORD: NCER: Guidance & FAQs http://es.epa.gov/ncer/guidance/qa.html	0
128.	2000 Progress Report - MULTIPLE PESTICIDE EXPOSURE: IMMUNOTOXICITY AND OXIDATIVE STRESS http://es.epa.gov/ncer/fellow/progress/99/rabideauch00.html	0
129.	EPA: ORD: NCER: Funding Opportunities http://es.epa.gov/ncer/rfa/2005/2005_pathogens_drinking_water.html	0
130.	EPA: ORD: NCER: Urban Sprawl Research http://es.epa.gov/ncer/publications/topical/urban.html	0
131.	Environmental Protection Agency http://es.epa.gov/ncer/publications/nano/	0
132.	EPA: ORD: NCER: Research Opportunities: Centers for Children's Environmental Health and Disease Prevention Research http://es.epa.gov/ncer/rfa/archive/grants/01/kidscenter01.html	0
133.	EPA: ORD: NCER: Funding Opportunities http://es.epa.gov/ncer/rfa/2004/2004_ecohab.html	0
134.	EPA: ORD: NCER: Research Opportunities: Current RFA http://es.epa.gov/ncer/rfa/current/2003_mai_grad.html	0
135.	U.S.EPA Workshop on Innovative Approaches for Detecting Microorganisms in Water Agenda Events NCER ORD EPA http://es.epa.gov/ncer/events/calendar/2007/jun18/agenda.html	0
136.	EPA: ORD: NCER: Events: News http://es.epa.gov/ncer/events/news/2005/04_13_05_feature.html	0
137.	Jeopardy Quizzes America with Environmental Clues Newsroom P3 NCER ORD US EPA http://es.epa.gov/ncer/p3/press/05_07_07.html	0
138.	EPA: ORD: NCER: Environmental Research Grant Announcements http://es.epa.gov/ncer/rfa/archive/grants/07/	0
139.	EPA: ORD: NCER: Environmental Research Grant Announcements http://es.epa.gov/ncer/rfa/archive/grants/06/	0

	Pages	Average Time to Serve (ms)
140.	EPA: ORD: NCER: Funding Opportunities http://es.epa.gov/ncer/rfa/2005/2005_ecohab.html	0
141.	Environmental Protection Agency http://es.epa.gov/ncer/rfa/current/2003_nano.html	0
142.	EPA: ORD: NCER: Pathogens in Water http://es.epa.gov/ncer/publications/topical/pathogens.html	0
143.	Information for Partners Info For P3 NCER ORD US EPA http://es.epa.gov/ncer/p3/info/partners.html	0
144.	EPA: ORD: NCER: Funding Opportunities http://es.epa.gov/ncer/rfa/2004/2004_air_poll_em.html	0
145.	EPA: ORD: NCER: Centers http://es.epa.gov/ncer/centers/airpm/sab/report.html	0
146.	EPA: ORD: NCER: Funding Opportunities http://es.epa.gov/ncer/rfa/2005/2005_nonlinear_responses.html	0
147.	EPA: ORD: NCER: Events: Archive http://es.epa.gov/ncer/events/news/2006/	0
148.	Background/About TSE Technology for a Sustainable Environment Science Topics NCER EPA http://es.epa.gov/ncer/science/tse/	0
149.	EPA: ORD: NCER: Events: News http://es.epa.gov/ncer/events/news/2005/03_08_05_feature.html	0
150.	EPA: ORD: NCER: Events: News http://es.epa.gov/ncer/events/news/2006/09_29_06_p3.html	0
151.	EPA: NCER: Science Topics: Drinking Water: Research Results http://es.epa.gov/ncer/science/drinkingwater/results.html	0
152.	EPA: ORD: NCER: Fellowships: 2000 STAR Graduate Fellowships http://es.epa.gov/ncer/fellow/recipients/fellow00.html	0
153.	Environmental Protection Agency http://es.epa.gov/ncer/publications/meetings/	0
154.	2004 P3 Projects Past P3 Projects P3 NCER ORD US EPA http://es.epa.gov/ncer/p3/project_websites/2004_project_websites.html	0

	Pages	Average Time to Serve (ms)
155.	EPA: ORD: NCER: Events: News http://es.epa.gov/ncer/events/news/2003/01_15_03a.html	0
156.	EPA: ORD: NCER: Funding Opportunities http://es.epa.gov/ncer/rfa/2004/2004_pm_research.html	0
157.	EPA: Nanotechnology: Research Projects: Green Nanotechnology http://es.epa.gov/ncer/nano/research/nano_green.html	0
158.	EPA: ORD: NCER: Funding Opportunities http://es.epa.gov/ncer/rfa/2004/2004_source_pm.html	0
159.	2007 P3 Competitors Photo Gallery P3 NCER ORD US EPA http://es.epa.gov/ncer/p3/event_2007/event_photos/teams/2007_competitors.html	0
160.	EPA: ORD: NCER: Funding Opportunities http://es.epa.gov/ncer/rfa/2005/2005_decision_support_sys.html	0
161.	EPA: ORD: NCER: Funding Opportunities http://es.epa.gov/ncer/rfa/2006/2006_oth_cooling_training.html	0
162.	Environmental Protection Agency http://es.epa.gov/ncer/rfa/current/2003_enviro_stat.html	0
163.	EPA: ORD: NCER: Remediation Research http://es.epa.gov/ncer/publications/topical/remediation.html	0
164.	EPA: ORD: NCER: Funding Opportunities http://es.epa.gov/ncer/rfa/2004/2004_glakes_foodweb.html	0
165.	EPA: ORD: NCER: Funding Opportunities http://es.epa.gov/ncer/rfa/current/2004_arsenic.html	0
166.	EPA: ORD: NCER: NOx Research http://es.epa.gov/ncer/publications/topical/nox.html	0
167.	EPA: ORD: NCER: Events: News http://es.epa.gov/ncer/events/news/2007/06_04_07_feature.html	0
168.	EPA: ORD: NCER: Funding Opportunities http://es.epa.gov/ncer/rfa/2005/2005_hsa_impacts_research.html	0
169.	EPA: ORD: NCER: Research on Children's Health Asthma, Lead, and Indoor Air http://es.epa.gov/ncer/publications/topical/children.html	0

	Pages	Average Time to Serve (ms)
170.	EPA: ORD: NCER: Algal Bloom Research http://es.epa.gov/ncer/publications/topical/alg.html	0
171.	EPA: ORD: NCER: Research Opportunities: Current RFA http://es.epa.gov/ncer/rfa/current/2003arsenic.html	0
172.	EPA: ORD: NCER: Funding Opportunities http://es.epa.gov/ncer/rfa/2004/2004_biomarkers.html	0
173.	2007 Award Ceremony Photo Gallery P3 NCER ORD US EPA http://es.epa.gov/ncer/p3/event_2007/event_photos/awards/awards.html	0
174.	Environmental SBIR Awards by Other Agencies http://es.epa.gov/ncer/sbir/agency/govtwide.html	0
175.	EPA: ORD: NCER: Funding Opportunities http://es.epa.gov/ncer/rfa/2004/2004_gro_bioaccum.html	0
176.	Page Moved http://es.epa.gov/ncer/rfa/02regstressor.html	0
177.	EPA: ORD: NCER: Fellowships: 1999 STAR Graduate Fellowships http://es.epa.gov/ncer/fellow/recipients/fellow99.html	0
178.	EPA: NCER: Research Opportunities - Post-Doctoral Research Positions http://es.epa.gov/ncer/rfa/postdoc.html	0
179.	EPA: ORD: NCER: Research on Pesticide Bio- and Phytoremediation http://es.epa.gov/ncer/publications/topical/biopest.html	0
180.	EPA: ORD: NCER: Publications: SBIR http://es.epa.gov/ncer/publications/sbir/	0
181.	EPA: ORD: NCER: Fellowships: About Undergraduate MAI http://es.epa.gov/ncer/fellow/gro/	0
182.	Environmental Protection Agency http://es.epa.gov/ncer/rfa/current/2003_comptox.html	0
183.	EPA: ORD: NCER: Funding Opportunities http://es.epa.gov/ncer/rfa/2004/2004_sbir_phase1_poll-prev.html	0
184.	Frequent Questions Children's Environmental Health Research Centers US EPA http://es.epa.gov/ncer/childrenscenters/faqs.html	0

	Pages	Average Time to Serve (ms)
■ 185.	Market Mechanisms and Incentives: Case Studies and Experimental Testbeds for New Environmental Trading Programs Funding Opportunities NCER US EPA http://es.epa.gov/ncer/rfa/2006/2006_star_mmi.html	0
■ 186.	http://es.epa.gov/ncer/rfa/2004/2004_low_dose.html	0
■ 187.	Environmental Protection Agency http://es.epa.gov/ncer/fellow/recipients/gro_fellow04.html	0
■ 188.	EPA: ORD: NCER: Fellowships: 2001 Graduate Fellowships http://es.epa.gov/ncer/fellow/recipients/star_fellow01.html	0
■ 189.	EPA: ORD: NCER: Research Opportunities: Environmental Futures Research in Nanoscale Science, Engineering and Technology http://es.epa.gov/ncer/rfa/archive/grants/02/02nanotech.html	0
■ 190.	EPA: ORD: NCER: Fellowships: 2001 MAI Graduate Fellowships http://es.epa.gov/ncer/fellow/recipients/mai_fellow02.html	0
■ 191.	EPA: ORD: NCER: Characterizing Risk at Metal Finishing Facilities http://es.epa.gov/ncer/publications/archive/csidoc.html	0
■ 192.	Additional Awards P3 Award Competition P3 NCER ORD US EPA http://es.epa.gov/ncer/p3/addawards.html	0
■ 193.	EPA: ORD: NCER: Funding Opportunities http://es.epa.gov/ncer/rfa/current/2004_gro_undergrad_fellow.html	0
■ 194.	2007 National Expo Photo Gallery P3 NCER ORD US EPA http://es.epa.gov/ncer/p3/event_2007/event_photos/expo/expo.html	0
■ 195.	EPA: ORD: NCER: Funding Opportunities http://es.epa.gov/ncer/rfa/current/2004_gro_grad_fellow.html	0
■ 196.	EPA: ORD: NCER: Research Opportunities: Exploratory Research to Anticipate Future Environmental Issues http://es.epa.gov/ncer/rfa/archive/grants/01/futures.html	0

	Pages	Average Time to Serve (ms)
197.	Environmental Protection Agency:NCER: Fellowship http://es.epa.gov/ncer/fellow/recipient/gro_fellow03.html	0
198.	EPA: ORD: NCER: STANDARD INSTRUCTIONS FOR SUBMITTING A STAR APPLICATION http://es.epa.gov/ncer/rfa/forms/standinstr.html	0
199.	Information For P3 NCER ORD US EPA http://es.epa.gov/ncer/p3/info/	0
200.	EPA: ORD: NCER: Funding Opportunities http://es.epa.gov/ncer/rfa/2004/2004_corporate.html	0
	Subtotal for rows: 1 - 200	-
	Other	-
	Total	-

items 1-200 of 2000

Pages - Help Card



Column Definitions

Pages

Any displayed page. You can specify for each profile the types of files that qualify as a page. These settings can be changed by the WebTrends administrator.

Visits

Number of visits to this page. A visit is a series of actions that begins when a visitor views the first page from the server, and ends when the visitor leaves the site or remains idle beyond the idle-time limit. The default idle-time limit is thirty minutes. This time limit can be changed by the system administrator.

Views

Number of times this page was viewed by visitors.

Average Time Viewed

Average length of time the specified page was viewed. (The format is hh:mm:ss - hours:minutes:seconds.)

Average Time to Serve

Average amount of time (in milliseconds) it took to serve each document during the specified time interval. The time to serve spans from the time the server got a page request until it transmitted all the data.

Note: Zero values in this column probably indicates that your web server is not logging Time to Serve information.



Report Descriptions

Pages with good content and design are more likely to attract visitors and be revisited. Less popular pages on a site can be made more appealing by improving the content or incorporating design elements similar to that on the more important pages. Always remember that people are far more interested in content than in design, and average view times can help determine which content is most important to your visitors.

Content Groups

This report identifies the most popular groups of web site pages and how often they were visited.

Content Groups Trend

No data is available for this graph.

Content Groups

No data is available for this graph.

Content Groups

No data is available for this table.

Content Groups - Help Card



Column Definitions

Content Group

A defined group of web pages with specific things in common, such as the same types of products, services, or information.

Visits

Number of visits where the visitor viewed at least one page in the specified content group. A visit is a series of actions that begins when a visitor views their first page from the server, and ends when the visitor leaves the site or remains idle beyond the idle-time limit. The default idle-time limit is thirty minutes. This time limit can be changed by the system administrator.

Hits

Each file requested by a visitor registers as a hit. There can be several hits on each page. While the volume of hits reflects the amount of server traffic, it is not an accurate reflection of the number of pages viewed.



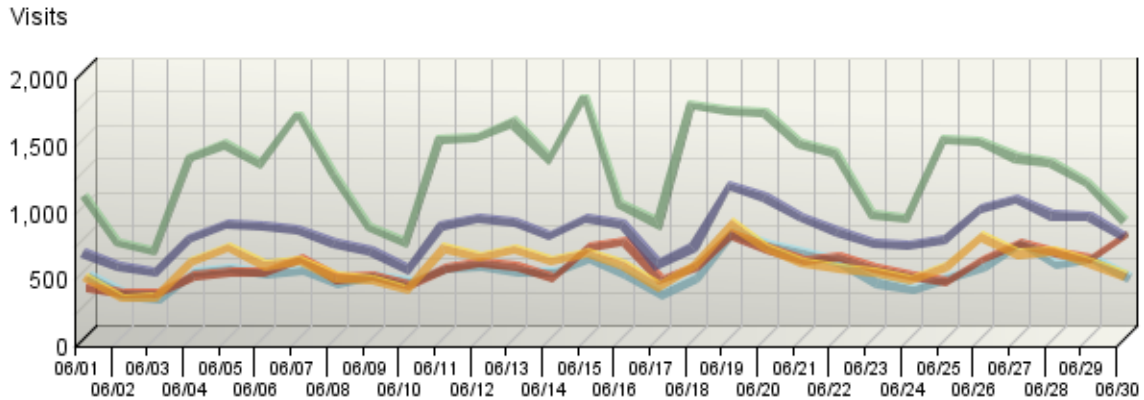
Report Descriptions

The information on this page can show you which content groups were most popular. This will reveal the reasons people visit your web site, and what is most interesting and least interesting to them.

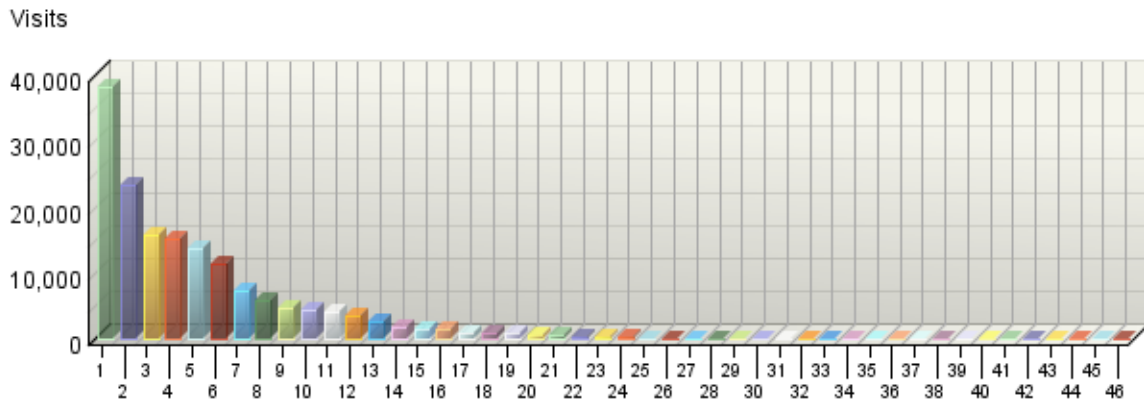
Directories

This report lists the most commonly accessed directories on your web site. This information can help determine the types of data most often requested.

Directories Trend



Directories



Directories

	Path To Directory	Visits	Hits	Kbytes Transferred
1.	http://es.epa.gov/ncer/rfa	38,108	64,252	4,255,138
2.	http://es.epa.gov/ncer/publications	23,464	68,766	30,742,233
3.	http://es.epa.gov/ncer/fellow	15,843	30,025	1,746,616
4.	http://es.epa.gov/ncer/p3	15,214	33,105	799,330

	Path To Directory	Visits	Hits	Kbytes Transferred
5.	http://es.epa.gov/ncer/events	13,750	27,886	1,236,370
6.	http://es.epa.gov/ncer/sbir	11,448	16,979	1,080,971
7.	http://es.epa.gov/ncer/	7,264	13,905	487,814
8.	http://es.epa.gov/ncer/nano	5,782	23,048	2,355,569
9.	http://es.epa.gov/ncer/childrenscenters	4,588	15,732	3,494,752
10.	http://es.epa.gov/ncer/science	4,459	11,225	1,068,450
11.	http://es.epa.gov/ncer/index_files	4,141	5,105	123,979
12.	http://es.epa.gov/ncer/grants	3,636	4,607	135,655
13.	http://es.epa.gov/ncer/guidance	2,655	3,757	113,843
14.	http://es.epa.gov/ncer/centers	1,833	3,767	110,806
15.	http://es.epa.gov/ncer/biodiversity	1,520	2,461	117,064
16.	http://es.epa.gov/ncer/staa	1,487	2,179	47,294
17.	http://es.epa.gov/ncer/results	987	1,262	25,433
18.	http://es.epa.gov/ncer/other	901	1,055	94,583
19.	http://es.epa.gov/ncer/cns	818	1,199	27,910
20.	http://es.epa.gov/ncer/about	595	715	14,692
21.	http://es.epa.gov/ncer/news	465	558	2,015
22.	http://es.epa.gov/ncer/mailing	349	765	163,998
23.	http://es.epa.gov/ncer/early	190	245	329
24.	http://es.epa.gov/ncer/images	177	238	490
25.	http://es.epa.gov/ncer/06global	85	207	25
26.	http://es.epa.gov/ncer/P3recipients	78	136	1,021
27.	http://es.epa.gov/ncer/06fellowships	73	78	1,182
28.	http://es.epa.gov/ncer/recipients	54	90	801
29.	http://es.epa.gov/ncer/briefings	45	465	64,368
30.	http://es.epa.gov/ncer/epscor	44	47	901
31.	http://es.epa.gov/ncer/pdf	42	51	276
32.	http://es.epa.gov/ncer/nano2005	38	85	531
33.	http://es.epa.gov/ncer/progress	36	59	559
34.	http://es.epa.gov/ncer/07childrenscenters	35	68	25
35.	http://es.epa.gov/ncer/2005bioinformatics	30	35	388
36.	http://es.epa.gov/ncer/05childbiomarker	20	40	311
37.	http://es.epa.gov/ncer/tse	16	32	2
38.	http://es.epa.gov/ncer/05drinkingwater	15	15	116
39.	http://es.epa.gov/ncer/final	7	15	2,954
40.	http://es.epa.gov/ncer/tsegrants	3	4	674
41.	http://es.epa.gov/ncer/06cns	3	8	5
42.	http://es.epa.gov/ncer/draftsurvey	3	3	98
43.	http://es.epa.gov/ncer/06nano	2	6	2
44.	http://es.epa.gov/ncer/cehc	2	4	2

	Path To Directory	Visits	Hits	Kbytes Transferred
■ 45.	http://es.epa.gov/ncer/05childrenscenters	2	3	3
■ 46.	http://es.epa.gov/ncer/styles	2	2	0
	Total	-	334,289	48,319,556

items 1-46 of 46

Directories - Help Card



Column Definitions

Path to Directory

The full URL path to the directory being analyzed.

Visits

Number of visits to pages within the specified directory. A visit is a series of actions that begins when a visitor views their first page from the server, and ends when the visitor leaves the site or remains idle beyond the idle-time limit. The default idle-time limit is thirty minutes. This time limit can be changed by the system administrator.

Hits

Each file requested by a visitor registers as a hit. There can be several hits on each page. While the volume of hits reflects the amount of server traffic, it is not an accurate reflection of the number of pages viewed.

Kbytes Transferred

Number of kilobytes of data transferred by the server from the specified directory to your visitors.



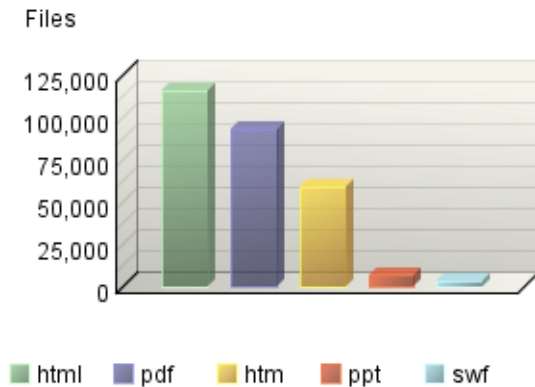
Report Descriptions

This report indicates the content visitors are most interested in. Use this information to determine which content areas to develop further, which areas to focus on less, and how you can arrange your content most effectively. If the table is sorted by kilobytes of data transferred, this page reveals what kind of data the server spends the most time transferring, and may suggest different ways to organize your data, or different ways to distribute the server load if you have more than one server.

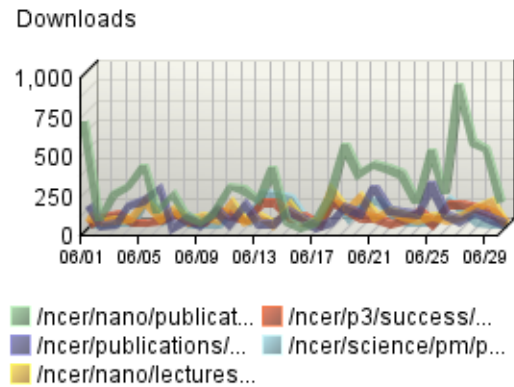
Files Dashboard

This displays key graphs and tables that provide an overview of the Files chapter. When viewing through the on-demand interface, you can click on the title of a graph or table to navigate to the corresponding page.

Accessed File Types by Files



Downloaded Files Trend



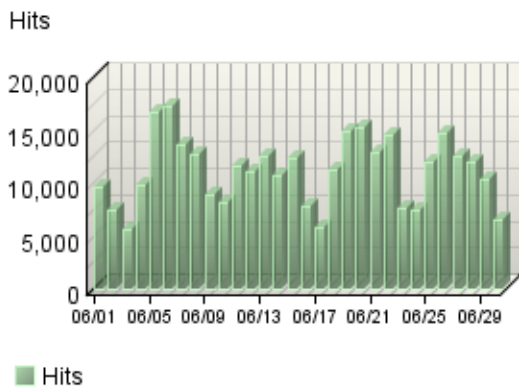
Uploaded Files

No data is available for this graph.

Hit Summary

Successful Hits for Entire Site	334,289
Average Hits per Day	11,142
Home Page Hits	5,048

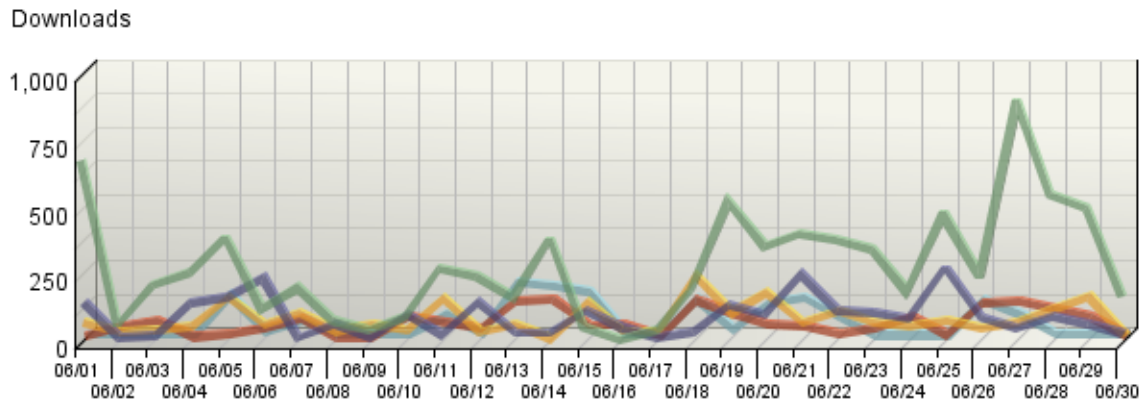
Hits Trend



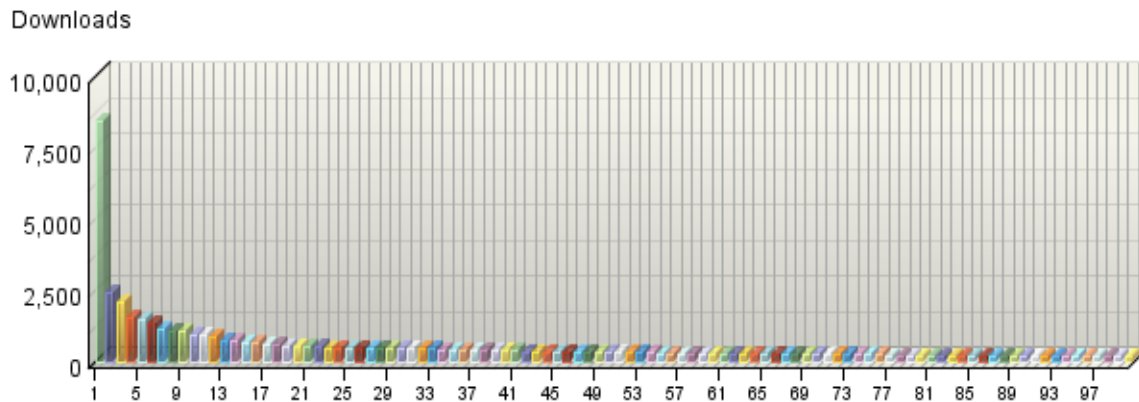
Downloaded Files

This report identifies the most popular files downloaded from your site.

Downloaded Files Trend



Downloaded Files



Downloaded Files

	Downloaded Files	Downloads	% Downloads	Visits
■ 1.	http://es.epa.gov/ncer/nano/publications/whitepaper12022005.pdf	8,458	8.43%	452
■ 2.	http://es.epa.gov/ncer/publications/workshop/pdf/10_26_05proceeding1.pdf	2,437	2.43%	177
■ 3.	http://es.epa.gov/ncer/nano/lectures/zhang0705.pdf	2,063	2.06%	191

	Downloaded Files	Downloads	% Downloads	Visits
4.	http://es.epa.gov/ncer/p3/success/michigan.pdf	1,526	1.52%	160
5.	http://es.epa.gov/ncer/science/pm/pm.pdf	1,471	1.47%	52
6.	http://es.epa.gov/ncer/publications/overview/bioavailability_complete_book.pdf	1,350	1.35%	223
7.	http://es.epa.gov/ncer/publications/workshop/nano_proceed.pdf	1,117	1.11%	223
8.	http://es.epa.gov/ncer/fellow/fellowforms.pdf	1,098	1.09%	268
9.	http://es.epa.gov/ncer/publications/nano/pdf/Rama.pdf	1,049	1.05%	65
10.	http://es.epa.gov/ncer/rfa/forms/NCER_std_form_5-STAR_Grant_applications.pdf	935	0.93%	508
11.	http://es.epa.gov/ncer/publications/workshop/pdf/10_20_05_nanosummary.pdf	920	0.92%	159
12.	http://es.epa.gov/ncer/science/tse/sos.pdf	857	0.85%	125
13.	http://es.epa.gov/ncer/publications/workshop/microorganisms_drinking_water_proceedings.pdf	760	0.76%	68
14.	http://es.epa.gov/ncer/ mailing/06082007/EPA_postdoc_experience.pdf	731	0.73%	327
15.	http://es.epa.gov/ncer/publications/workshop/pdf/endocrine_disruptors.pdf	677	0.67%	97
16.	http://es.epa.gov/ncer/publications/workshop/pdf/fnanoproc_092005.pdf	648	0.65%	109
17.	http://es.epa.gov/ncer/p3/expo/P3PublicBook041607.pdf	625	0.62%	111
18.	http://es.epa.gov/ncer/publications/research_results_needs/combustionEmissionsReport.pdf	599	0.60%	81
19.	http://es.epa.gov/ncer/publications/meetings/06_21_07/seinfeld.pdf	562	0.56%	67
20.	http://es.epa.gov/ncer/publications/search/toxicsbatch.pdf	516	0.51%	44
21.	http://es.epa.gov/ncer/science/pm/hei/DieselSpecialReport02.pdf	512	0.51%	74
22.	http://es.epa.gov/ncer/rfa/forms/approved_budget_sheet.pdf	507	0.51%	411
23.	http://es.epa.gov/ncer/publications/research_results_synthesis/mercury_rpt_final.pdf	499	0.50%	89
24.	http://es.epa.gov/ncer/publications/meetings/06_21_07/park.pdf	485	0.48%	49
25.	http://es.epa.gov/ncer/nano/lectures/shull_06_27_05_presentation.pdf	481	0.48%	29
26.	http://es.epa.gov/ncer/nano/lectures/mcneil_030706.pdf	469	0.47%	111

	Downloaded Files	Downloads	% Downloads	Visits
27.	http://es.epa.gov/ncer/publications/biomarkers/Biomarkers_report_2-5-07.pdf	463	0.46%	69
28.	http://es.epa.gov/ncer/publications/nano/pdf/BaerEPA-Workshop--SmallParticleChemistry-final.pdf	458	0.46%	37
29.	http://es.epa.gov/ncer/rfa/forms/sf424instructions.pdf	455	0.45%	381
30.	http://es.epa.gov/ncer/childrenscenters/outreach_docs/Green_Bay_Area_Fishing_Advisory_English.pdf	451	0.45%	101
31.	http://es.epa.gov/ncer/nano/lectures/merzbacher_05_02_05_presentation.pdf	448	0.45%	110
32.	http://es.epa.gov/ncer/sbir/success/pdf/stories05.pdf	446	0.44%	61
33.	http://es.epa.gov/ncer/rfa/forms/keycontacts.pdf	442	0.44%	360
34.	http://es.epa.gov/ncer/publications/meetings/06_21_07/turpin.pdf	431	0.43%	63
35.	http://es.epa.gov/ncer/nano/lectures/maynard_06_13_05_presentation.pdf	429	0.43%	113
36.	http://es.epa.gov/ncer/nano/publications/8-18-04/fnanoproc_092005.pdf	416	0.41%	74
37.	http://es.epa.gov/ncer/rfa/forms/sf424-v2.0.pdf	408	0.41%	339
38.	http://es.epa.gov/ncer/publications/regions/5/pdf/plewa7_14_2004.pdf	400	0.40%	98
39.	http://es.epa.gov/ncer/publications/workshop/pdf/EE-0484-09.pdf	393	0.39%	35
40.	http://es.epa.gov/ncer/publications/meetings/06_21_07/bond.pdf	380	0.38%	58
41.	http://es.epa.gov/ncer/rfa/forms/epaf2006.pdf	379	0.38%	310
42.	http://es.epa.gov/ncer/nano/lectures/roco_04_18_05_presentation.pdf	368	0.37%	47
43.	http://es.epa.gov/ncer/science/economics/science_econ1.pdf	356	0.35%	37
44.	http://es.epa.gov/ncer/publications/meetings/9-15-2003/pdf/GaudianaKonarka_Overview_-_September_8,_2003.pdf	355	0.35%	14
45.	http://es.epa.gov/ncer/science/endocrine/pdf/workshop06/holt.pdf	355	0.35%	17
46.	http://es.epa.gov/ncer/nano/lectures/shah92605.pdf	349	0.35%	68
47.	http://es.epa.gov/ncer/publications/workshop/pdf/humanhealthproc.pdf	345	0.34%	31
48.	http://es.epa.gov/ncer/publications/meetings/06_21_07/robinson.pdf	343	0.34%	55
49.	http://es.epa.gov/ncer/publications/meetings/06_21_07/dasgupta.pdf	336	0.33%	38

	Downloaded Files	Downloads	% Downloads	Visits
50.	http://es.epa.gov/ncer/publications/meetings/06_21_07/mazurek.pdf	334	0.33%	32
51.	http://es.epa.gov/ncer/science/tse/decade_innovation.pdf	330	0.33%	48
52.	http://es.epa.gov/ncer/publications/ncer/ncer_annualreport.pdf	326	0.32%	119
53.	http://es.epa.gov/ncer/publications/workshop/pdf/2001_drinking_water.pdf	317	0.32%	28
54.	http://es.epa.gov/ncer/publications/meetings/06_21_07/milford.pdf	306	0.30%	40
55.	http://es.epa.gov/ncer/science/endocrine/pdf/workshop06/lazorchak.pdf	298	0.30%	33
56.	http://es.epa.gov/ncer/publications/workshop/pdf/10_20_05_dreher_kevin.pdf	296	0.29%	43
57.	http://es.epa.gov/ncer/nano/publications/2002_august_nano_star_workshop.pdf	295	0.29%	63
58.	http://es.epa.gov/ncer/biodiversity/pubs/tre_vol8_306.pdf	292	0.29%	86
59.	http://es.epa.gov/ncer/rfa/forms/approved_budget_sheet.doc	289	0.29%	265
60.	http://es.epa.gov/ncer/publications/meetings/06_21_07/kleman.pdf	288	0.29%	45
61.	http://es.epa.gov/ncer/publications/meetings/06_21_07/johnston.pdf	280	0.28%	43
62.	http://es.epa.gov/ncer/publications/meetings/10_26_05/b33westerhoff.pdf	279	0.28%	44
63.	http://es.epa.gov/ncer/nano/factsheet/nano_factsheet.pdf	278	0.28%	225
64.	http://es.epa.gov/ncer/publications/meetings/8-23-2005/Buzby_300_d2.pdf	271	0.27%	35
65.	http://es.epa.gov/ncer/science/endocrine/pdf/workshop06/swan.pdf	270	0.27%	30
66.	http://es.epa.gov/ncer/publications/meetings/8-23-2005/Gressitt_0915_d3.pdf	270	0.27%	42
67.	http://es.epa.gov/ncer/publications/workshop/pdf/EE-0492-02.pdf	268	0.27%	47
68.	http://es.epa.gov/ncer/publications/meetings/8-23-2005/Rubenstein_0850_d3.pdf	264	0.26%	57
69.	http://es.epa.gov/ncer/nano/lectures/teague_042505_presentation.pdf	259	0.26%	34
70.	http://es.epa.gov/ncer/publications/meetings/8-18-04/pdf/EPA2004Goerge_Chumanov.pdf	255	0.25%	34
71.	http://es.epa.gov/ncer/publications/meetings/8-18-04/pdf/drzal_epa-star_08-17-04_(final).pdf	254	0.25%	62
72.	http://es.epa.gov/ncer/publications/workshop/pdf/2001_water_watersheds.pdf	252	0.25%	19

	Downloaded Files	Downloads	% Downloads	Visits
73.	http://es.epa.gov/ncer/publications/search/wastebatch.pdf	251	0.25%	19
74.	http://es.epa.gov/ncer/publications/workshop/pdf/EE-0484-04.pdf	240	0.24%	81
75.	http://es.epa.gov/ncer/publications/workshop/pdf/10_20_05_ruiz_nancy.pdf	239	0.24%	28
76.	http://es.epa.gov/ncer/rfa/2006/sbir_phase1.pdf	237	0.24%	47
77.	http://es.epa.gov/ncer/rfa/forms/GG_LobbyingForm-V1.1.pdf	236	0.24%	180
78.	http://es.epa.gov/ncer/publications/meetings/06_21_07/fraser.pdf	235	0.23%	47
79.	http://es.epa.gov/ncer/publications/meetings/06_21_07/yan.pdf	233	0.23%	41
80.	http://es.epa.gov/ncer/publications/meetings/06_21_07/chow.pdf	227	0.23%	41
81.	http://es.epa.gov/ncer/publications/workshop/globalaquaticeco_60806.pdf	224	0.22%	51
82.	http://es.epa.gov/ncer/sbir/rtp_sbir_meeting.pdf	223	0.22%	42
83.	http://es.epa.gov/ncer/publications/epa_center_reports/FinalOutput_EaGLENewTools2005.pdf	221	0.22%	91
84.	http://es.epa.gov/ncer/publications/meetings/8-18-04/pdf/epa-winter.pdf	218	0.22%	32
85.	http://es.epa.gov/ncer/rfa/forms/424b.pdf	218	0.22%	180
86.	http://es.epa.gov/ncer/guidance/g1starqadfinal.pdf	217	0.22%	190
87.	http://es.epa.gov/ncer/rfa/forms/electronic_filing_instr.pdf	214	0.21%	177
88.	http://es.epa.gov/ncer/publications/workshop/pdf/10_26_04_valuation_session2.pdf	212	0.21%	21
89.	http://es.epa.gov/ncer/events/calendar/2007/apr5/poster_ElliottB.pdf	210	0.21%	172
90.	http://es.epa.gov/ncer/publications/meetings/8-23-2005/Smith_325_d2.pdf	208	0.21%	111
91.	http://es.epa.gov/ncer/publications/meetings/06_21_07/bhave.pdf	205	0.20%	54
92.	http://es.epa.gov/ncer/publications/meetings/06_21_07/hopke.pdf	205	0.20%	57
93.	http://es.epa.gov/ncer/rfa/forms/sf424_i.pdf	199	0.20%	166
94.	http://es.epa.gov/ncer/sbir/2007factsheet.pdf	199	0.20%	175
95.	http://es.epa.gov/ncer/nano/relevant_meetings/NanotoxicologyMeeting2006.pdf	198	0.20%	97
96.	http://es.epa.gov/ncer/publications/workshop/pdf/EE-0492-03.pdf	197	0.20%	39

	Downloaded Files	Downloads	% Downloads	Visits
97.	http://es.epa.gov/ncer/rfa/forms/sf424i_instructions.pdf	192	0.19%	173
98.	http://es.epa.gov/ncer/science/endocrine/pdf/workshop06/ferguson.pdf	188	0.19%	54
99.	http://es.epa.gov/ncer/publications/starreport/starsix.pdf	185	0.18%	66
100.	http://es.epa.gov/ncer/science/endocrine/pdf/workshop06/francis.pdf	185	0.18%	24
101.	http://es.epa.gov/ncer/publications/workshop/bynd_com_sess2.pdf	183	0.18%	61
102.	http://es.epa.gov/ncer/sbir/success/pdf/success_stories_old.pdf	182	0.18%	23
103.	http://es.epa.gov/ncer/science/tse/annual.pdf	181	0.18%	46
104.	http://es.epa.gov/ncer/events/calendar/2007/feb20_2/jacob_presentation.pdf	179	0.18%	31
105.	http://es.epa.gov/ncer/sbir/success/pdf/hydrogen.pdf	179	0.18%	159
106.	http://es.epa.gov/ncer/publications/meetings/8-23-2005/Black_355_d1.pdf	179	0.18%	35
107.	http://es.epa.gov/ncer/publications/meetings/8-18-04/pdf/edwin_kan_2.pdf	178	0.18%	50
108.	http://es.epa.gov/ncer/publications/meetings/8-23-2005/Daughton_0915_d1.pdf	177	0.18%	20
109.	http://es.epa.gov/ncer/publications/meetings/06_21_07/ziemmann.pdf	175	0.17%	34
110.	http://es.epa.gov/ncer/sbir/report.pdf	174	0.17%	143
111.	http://es.epa.gov/ncer/science/tse/epafinal.pdf	172	0.17%	29
112.	http://es.epa.gov/ncer/publications/nano/pdf/GaudianaKonarka_Overview_-_September_8,_2003.pdf	170	0.17%	21
113.	http://es.epa.gov/ncer/publications/meetings/8-23-2005/finalssummary.pdf	170	0.17%	144
114.	http://es.epa.gov/ncer/publications/meetings/11-30-2005/Rochester_PM_Center_Kickoff.pdf	167	0.17%	31
115.	http://es.epa.gov/ncer/publications/workshop/indicatprw00.pdf	166	0.17%	63
116.	http://es.epa.gov/ncer/publications/meetings/06_21_07/jayne.pdf	163	0.16%	26
117.	http://es.epa.gov/ncer/publications/handouts/ncer_flyer.pdf	162	0.16%	87
118.	http://es.epa.gov/ncer/biodiversity/pubs/proc_vol237_2127.pdf	161	0.16%	63
119.	http://es.epa.gov/ncer/publications/meetings/06_21_07/jacob.pdf	161	0.16%	48
120.	http://es.epa.gov/ncer/publications/meetings/11-30-2005/pmcentersabstract.pdf	159	0.16%	16

	Downloaded Files	Downloads	% Downloads	Visits
121.	http://es.epa.gov/ncer/publications/overview/1996_star_waterwatershed_final.pdf	157	0.16%	56
122.	http://es.epa.gov/ncer/publications/starreport/starten.pdf	155	0.15%	150
123.	http://es.epa.gov/ncer/science/endocrine/pdf/workshop06/hauser.pdf	154	0.15%	50
124.	http://es.epa.gov/ncer/publications/nano/pdf/Hwang.pdf	152	0.15%	37
125.	http://es.epa.gov/ncer/rfa/2007/2007_sbir_phase1.doc	150	0.15%	108
126.	http://es.epa.gov/ncer/publications/workshop/pdf/10_20_05_gheorghiu_florin.pdf	150	0.15%	40
127.	http://es.epa.gov/ncer/publications/meetings/06_21_07/donahue.pdf	147	0.15%	33
128.	http://es.epa.gov/ncer/publications/meetings/8-18-04/pdf/larsen.pdf	147	0.15%	32
129.	http://es.epa.gov/ncer/rfa/2007/2007_sbir_phase1.pdf	146	0.15%	109
130.	http://es.epa.gov/ncer/publications/meetings/9-28-2004/pdf/frampton.pdf	145	0.14%	40
131.	http://es.epa.gov/ncer/sbir/success/pdf/vehicle.pdf	144	0.14%	127
132.	http://es.epa.gov/ncer/publications/workshop/pdf/11_03_05_harwell.pdf	144	0.14%	37
133.	http://es.epa.gov/ncer/events/calendar/2007/feb20_2/jacobson_presentation.pdf	141	0.14%	33
134.	http://es.epa.gov/ncer/events/calendar/2007/feb20_2/lamb_presentation.pdf	140	0.14%	39
135.	http://es.epa.gov/ncer/publications/workshop/pdf/EE-0492-04.pdf	138	0.14%	29
136.	http://es.epa.gov/ncer/science/pm/hei/Rean-part1.pdf	136	0.14%	16
137.	http://es.epa.gov/ncer/publications/meetings/06_21_07/mcdow.pdf	136	0.14%	20
138.	http://es.epa.gov/ncer/publications/workshop/biodiversity_proceeding06.pdf	135	0.13%	81
139.	http://es.epa.gov/ncer/publications/meetings/8-18-04/pdf/wan_y_shih_epa_grantee_meeting_8-18,21-2004_2.pdf	135	0.13%	28
140.	http://es.epa.gov/ncer/publications/meetings/8-18-04/pdf/william_trogler.pdf	130	0.13%	20
141.	http://es.epa.gov/ncer/publications/meetings/06_21_07/christensen.pdf	130	0.13%	23
142.	http://es.epa.gov/ncer/publications/meetings/12_5_2006/multi.pdf	130	0.13%	22
143.	http://es.epa.gov/ncer/publications/workshop/pdf/10_26_04_valuation_keynote.pdf	129	0.13%	70


	Downloaded Files	Downloads	% Downloads	Visits
144.	http://es.epa.gov/ncer/publications/meetings/06_21_07/tonnesen.pdf	128	0.13%	40
145.	http://es.epa.gov/ncer/sbir/success/pdf/novelliquid.pdf	128	0.13%	97
146.	http://es.epa.gov/ncer/publications/meetings/8-23-2005/OConnor_0825_d3.pdf	126	0.13%	29
147.	http://es.epa.gov/ncer/publications/science_forum/posters/pdf/2004_callard.pdf	125	0.12%	98
148.	http://es.epa.gov/ncer/publications/workshop/pdf/EE-0492-01.pdf	123	0.12%	35
149.	http://es.epa.gov/ncer/publications/workshop/pdf/11_03_05_lamberson.pdf	121	0.12%	24
150.	http://es.epa.gov/ncer/childrenscenters/outreach_docs/AN001110.pdf	120	0.12%	36
151.	http://es.epa.gov/ncer/publications/workshop/Global_change_proceedings_110204.pdf	120	0.12%	34
152.	http://es.epa.gov/ncer/publications/meetings/8-18-04/pdf/wilfred_chen_2.pdf	119	0.12%	23
153.	http://es.epa.gov/ncer/publications/meetings/9-27-2004/pdf/devlin.pdf	119	0.12%	14
154.	http://es.epa.gov/ncer/publications/workshop/pdf/EE-0475-04.pdf	119	0.12%	45
155.	http://es.epa.gov/ncer/publications/staff/HSRC_rem.pdf	116	0.12%	89
156.	http://es.epa.gov/ncer/publications/workshop/pdf/EE-0475-05.pdf	115	0.11%	22
157.	http://es.epa.gov/ncer/fellow/gro/epa_mai_survey_report_final.pdf	114	0.11%	106
158.	http://es.epa.gov/ncer/events/calendar/2007/feb20_2/liang_presentation.pdf	114	0.11%	22
159.	http://es.epa.gov/ncer/publications/overview/1998_star_eco_indicators.pdf	113	0.11%	37
160.	http://es.epa.gov/ncer/publications/meetings/12_5_2006/basin.pdf	113	0.11%	16
161.	http://es.epa.gov/ncer/publications/overview/1999_star_waterwatershed_final.pdf	113	0.11%	30
162.	http://es.epa.gov/ncer/publications/meetings/9-9-2003/pdf/philip_berger.pdf	112	0.11%	21
163.	http://es.epa.gov/ncer/fellow/fellow_news_letter.pdf	111	0.11%	71
164.	http://es.epa.gov/ncer/publications/workshop/pdf/10_20_05_tratnyet_paul.pdf	111	0.11%	21
165.	http://es.epa.gov/ncer/biodiversity/pubs/ann_vol27_247.pdf	109	0.11%	98
166.	http://es.epa.gov/ncer/publications/regions/5/pdf/an7_14_2004.pdf	108	0.11%	27

	Downloaded Files	Downloads	% Downloads	Visits
167.	http://es.epa.gov/ncer/publications/nano/pdf/BatteasNano-Agro.pdf	107	0.11%	19
168.	http://es.epa.gov/ncer/publications/workshop/pdf/EE-0497-01.pdf	107	0.11%	43
169.	http://es.epa.gov/ncer/events/calendar/2007/apr5/presentation_richards.pdf	107	0.11%	22
170.	http://es.epa.gov/ncer/fellow/posters/ppt/montie_2004_star.pdf	106	0.11%	90
171.	http://es.epa.gov/ncer/publications/workshop/pdf/2003star_human_health_proceedings.pdf	105	0.10%	30
172.	http://es.epa.gov/ncer/publications/workshop/pdf/2003star_mercury_fate_transport_proceedings.pdf	105	0.10%	56
173.	http://es.epa.gov/ncer/sbir/success/pdf/handheld.pdf	105	0.10%	96
174.	http://es.epa.gov/ncer/publications/meetings/11-30-2005/Samet_final_EPAMtg_12_1_05.pdf	105	0.10%	15
175.	http://es.epa.gov/ncer/childrenscenters/outreach_docs/AN001135.pdf	104	0.10%	82
176.	http://es.epa.gov/ncer/publications/handouts/conference_flyer.pdf	104	0.10%	90
177.	http://es.epa.gov/ncer/events/calendar/2007/apr5/presentation_waits.pdf	104	0.10%	27
178.	http://es.epa.gov/ncer/events/calendar/2007/feb20_2/zhang_presentation.pdf	104	0.10%	35
179.	http://es.epa.gov/ncer/publications/overview/ecohab072406a.pdf	103	0.10%	51
180.	http://es.epa.gov/ncer/publications/workshop/pdf/EE-0472-04.pdf	103	0.10%	48
181.	http://es.epa.gov/ncer/publications/nano/pdf/lamNT-Tox-EPA-NSF-Talk-Breviated.pdf	103	0.10%	57
182.	http://es.epa.gov/ncer/events/calendar/2007/feb20_2/kleeman_presentation.pdf	102	0.10%	23
183.	http://es.epa.gov/ncer/publications/nano/pdf/sailor2003_EPA_sailor.pdf	102	0.10%	33
184.	http://es.epa.gov/ncer/publications/starreport/starone.pdf	102	0.10%	100
185.	http://es.epa.gov/ncer/publications/workshop/pdf/logan.pdf	101	0.10%	19
186.	http://es.epa.gov/ncer/publications/workshop/pdf/10_26_04_valuation_session3_part2.pdf	101	0.10%	12
187.	http://es.epa.gov/ncer/publications/workshop/pdf/10_20_05_diallo_mamadou.pdf	101	0.10%	25
188.	http://es.epa.gov/ncer/childrenscenters/outreach_docs/AN001164.pdf	99	0.10%	27
189.	http://es.epa.gov/ncer/sbir/program/report.pdf	98	0.10%	35

	Downloaded Files	Downloads	% Downloads	Visits
190.	http://es.epa.gov/ncer/publications/nano/pdf/Zhang.pdf	98	0.10%	21
191.	http://es.epa.gov/ncer/sbir/success/pdf/compact_membrane_success.pdf	97	0.10%	67
192.	http://es.epa.gov/ncer/publications/meetings/9-27-2004/pdf/nel.pdf	97	0.10%	19
193.	http://es.epa.gov/ncer/centers/airpm/sab/UR_pr2.pdf	96	0.10%	45
194.	http://es.epa.gov/ncer/publications/meetings/8-23-2005/Eirkson_0915_d2.pdf	96	0.10%	24
195.	http://es.epa.gov/ncer/publications/meetings/9-27-2004/pdf/oberdorster.pdf	96	0.10%	21
196.	http://es.epa.gov/ncer/events/calendar/2007/feb20_2/sillman_presentation.pdf	95	0.09%	27
197.	http://es.epa.gov/ncer/publications/meetings/11-30-2005/PM_Centers_Meeting_120105.pdf	94	0.09%	19
198.	http://es.epa.gov/ncer/publications/meetings/06_21_07/fitz.pdf	94	0.09%	30
199.	http://es.epa.gov/ncer/publications/sbir/report.pdf	93	0.09%	27
200.	http://es.epa.gov/ncer/nano/lectures/moore_06_06_05_presentation.pdf	92	0.09%	38
Subtotal for rows: 1 - 200		65,977	65.74%	15,454
Other		34,379	34.26%	26,613
Total		100,356	100.00%	42,067

items 1-200 of 500

Downloaded Files - Help Card

 **Column Definitions**

Files
The path and filename of the file being analyzed.

Downloads
Number of times the specified file was downloaded by a visitor. If an error occurred during a transfer, the transfer is not counted. Note that downloaded PDF files may cause an inflated count.

Visits
Number of visits that accessed the specified files. A visit is a series of actions that begins when a visitor views their first page from the server, and ends when the visitor leaves the site or remains idle beyond the idle-time limit. The default idle-time limit is thirty minutes. This time limit can be changed by the system administrator.



Report Descriptions

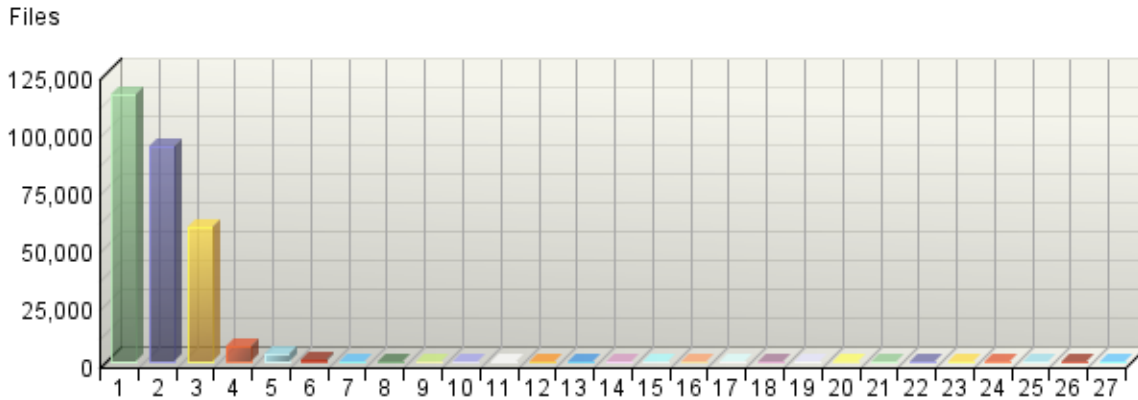
If you are using an SDC data source, then this report is not applicable.

This information shows you the most popular downloadable files on your web site. Files that don't appear on the list, or appear low on the list, may require maintenance such as decreasing the file size, improving link placement, or elimination to make room for more popular content.

Accessed File Types

This report identifies the types of files accessed on your site and the total number of kilobytes of data transferred for each file type. Cached requests and erred hits are excluded from the totals.

Accessed File Types by Files



Accessed File Types

	File Type	Files	% Files	Kbytes Transferred
1.	html	115,812	41.46%	5,562,148
2.	pdf	92,917	33.26%	19,470,935
3.	htm	58,705	21.01%	1,265,439
4.	ppt	6,323	2.26%	19,568,410
5.	swf	3,526	1.26%	130,063
6.	doc	961	0.34%	98,962
7.	scc	339	0.12%	107
8.	wmv	165	0.06%	983,622
9.	xml	157	0.06%	1,144
10.	mpg	142	0.05%	74,080
11.	wpd	78	0.03%	2,076
12.	map	69	0.02%	13
13.	flv	40	0.01%	1,144,785
14.	mov	27	0.01%	11
15.	eps	21	0.01%	8,588
16.	smi	18	0.01%	182
17.	hold	10	0.00%	426
18.	jbf	9	0.00%	342

	File Type	Files	% Files	Kbytes Transferred
19.	wp5	9	0.00%	299
20.	db	5	0.00%	800
21.	sit	5	0.00%	90
22.	avi	5	0.00%	1
23.	old	5	0.00%	15
24.	zip	2	0.00%	1,072
25.	mp3	1	0.00%	661
26.	html;	1	0.00%	140
27.	rm	1	0.00%	5,156
	Total	279,353	100.00%	48,319,556

items 1-27 of 27

Accessed File Types - Help Card



Column Definitions

File Type

Identifies types of files by their file extension. For example, a file named graphic.gif is identified as type "gif."

Files

Number of files of the specified type accessed by visitors to your site.

Kbytes Transferred

Number of kilobytes of data transferred for all files of the specified type.



Report Descriptions

This report provides general statistics for the type of data that visitors access on your site.

Uploaded Files

This report identifies the most popular files uploaded from a client to your servers using FTP PUT, HTTP PUT, or HTTP POST.

Uploaded Files

No data is available for this graph.

Uploaded Files

No data is available for this table.

Uploaded Files - Help Card



Column Definitions

Files

The path and filename of the uploaded file being analyzed. Uploaded files correspond to a POST entry in the web server log file. If the field names are provided, then you will find the uploaded files listed in the METHOD field.

Visits

Number of visits to your site where the specified file was uploaded to your servers. A visit is a series of actions that begins when a visitor views their first page from the server, and ends when the visitor leaves the site or remains idle beyond the idle-time limit. The default idle-time limit is thirty minutes. This time limit can be changed by the system administrator.

Uploads

Number of times the specified file was uploaded to your site. If an error occurred during a transfer, the transfer is not counted.



Report Descriptions

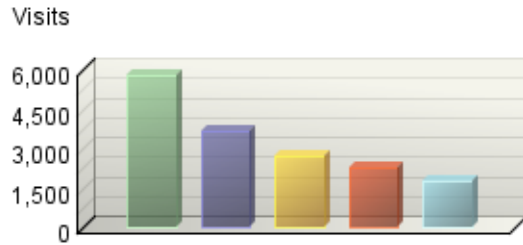
If you are using an SDC data source, then this report is not applicable.

This report presents information on files that were uploaded to your servers during the period of the report. You may want to run virus scans on uploaded files.

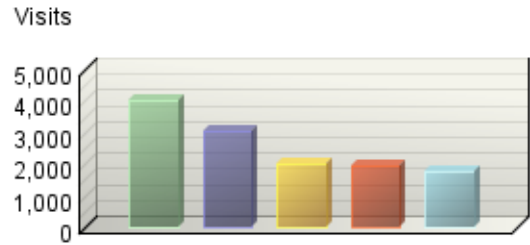
Navigation Dashboard

This dashboard summarizes important information related to online navigation.

Entry Pages



Exit Pages



Single-Page Visits

