

NCER Monthly Statistics

Monthly View: July 2007

July 1, 2007 12:00:00 AM – July 31, 2007 11:59:59 PM

This report was generated by WebTrends 7 - Enterprise, Version: 7.5, Build: 16366 .
Tuesday, August 7, 2007 8:20:52 AM
Final report conversion by WebTrends Report Exporter, Version 7.5 (build 16363)

Copyright (C) 1996-2005 WebTrends Inc. All rights reserved.

Table of Contents

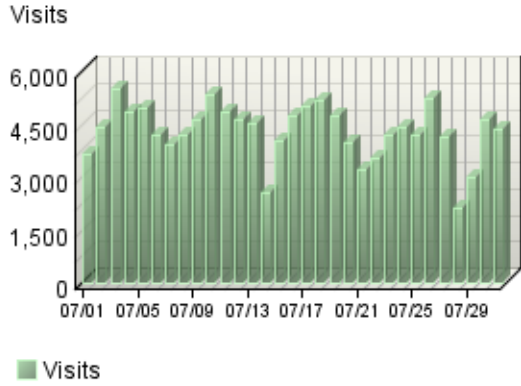
Overview Dashboard	1
Visitors Dashboard	3
Pages Dashboard	6
Navigation Dashboard	8
Technical Dashboard	9
Activity Dashboard	11
Browsers and Platforms Dashboard	13
Visitors Dashboard	15
Top Visitors	18
New vs. Return Visits	37
Visitors by Number of Visits	39
Visitors Trend	41
Visits Trend	47
Organizations	49
Domain Names	82
Top-Level Domain Types	91
Geography Dashboard	94
Regions	95
Countries	97
North American States and Provinces	103
Cities	106
Pages Dashboard	115
Pages	117
Content Groups	164
Directories	166
Files Dashboard	169
Downloaded Files	170

Accessed File Types	185
Uploaded Files	187
Navigation Dashboard	188

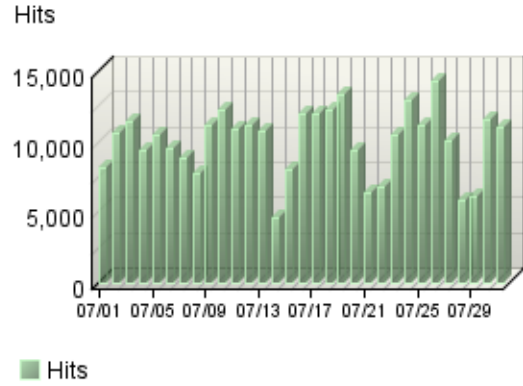
Overview Dashboard

This displays key graphs and tables that provide an overview of the entire report. When viewing through the on-demand interface, you can click on the title of a graph or table to navigate to the corresponding page.

Visits Trend



Hits Trend



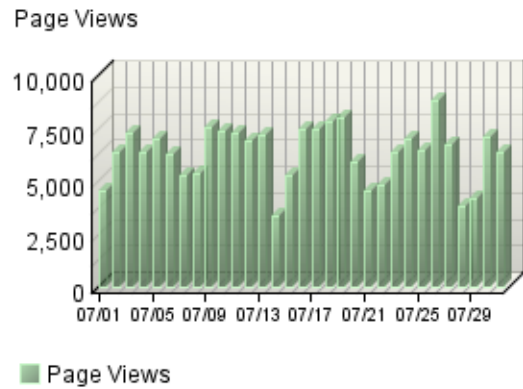
Visitor Summary

Visitors	42,340
Visitors Who Visited Once	34,617
Visitors Who Visited More Than Once	7,723
Average Visits per Visitor	3.14

Visit Summary

Visits	133,148
Average per Day	4,295
Average Visit Duration	00:12:18
Median Visit Duration	00:02:26
International Visits	13.02%
Visits of Unknown Origin	0.00%
Visits from Your Country: United States (US)	86.98%

Page Views Trend



Hit Summary

Successful Hits for Entire Site	311,510
Average Hits per Day	10,048
Home Page Hits	4,430

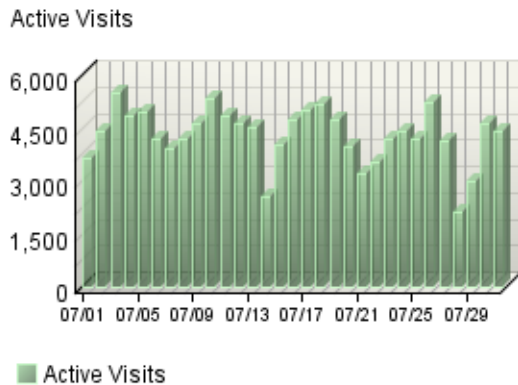
Page View Summary

Page Views	196,291
Average per Day	6,331
Average Page Views per Visit	1.47

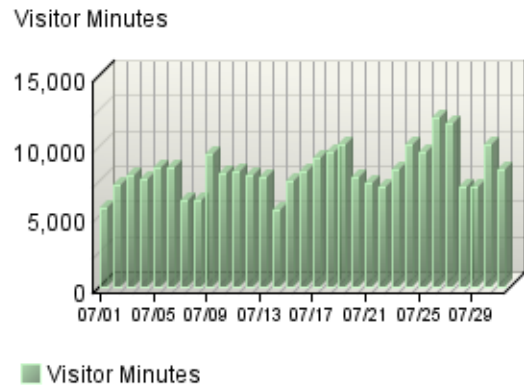
Visitors Dashboard

This displays key graphs and tables that provide an overview of the Visitors chapter. When viewing through the on-demand interface, you can click on the title of a graph or table to navigate to the corresponding page.

Active Visits Trend



Visitor Minutes Trend



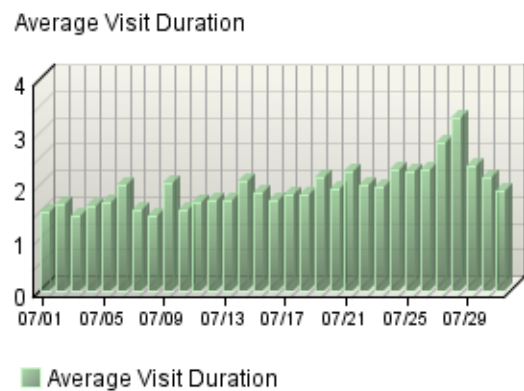
Visitor Summary

Visitors	42,340
Visitors Who Visited Once	34,617
Visitors Who Visited More Than Once	7,723
Average Visits per Visitor	3.14

Visit Summary

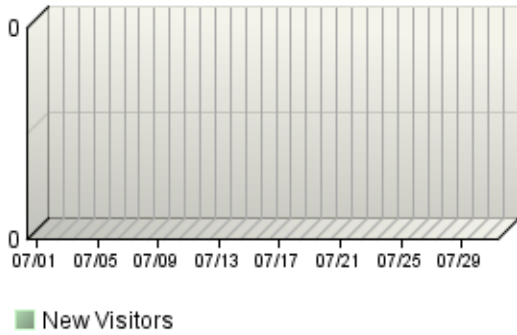
Visits	133,148
Average per Day	4,295
Average Visit Duration	00:12:18
Median Visit Duration	00:02:26
International Visits	13.02%
Visits of Unknown Origin	0.00%
Visits from Your Country: United States (US)	86.98%

Average Length of Visit Trend



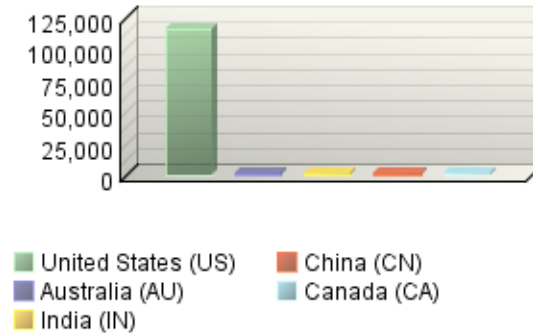
New Visitors Trend

New Visitors



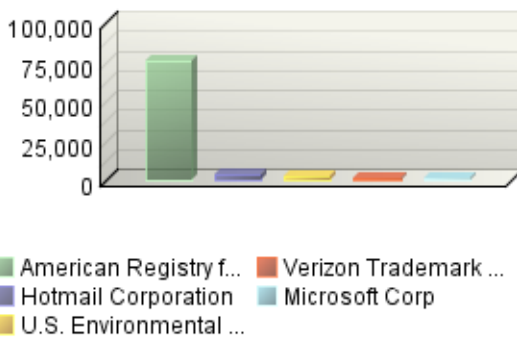
Countries

Visits



Organizations

Visits

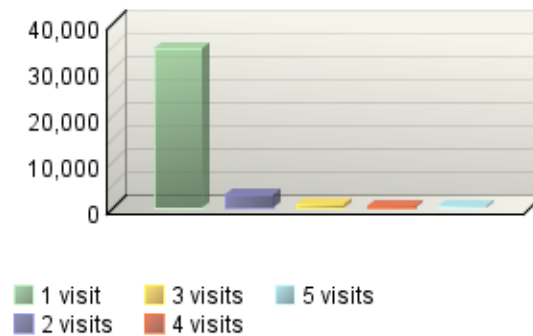


Authenticated Usernames

No data is available for this graph.

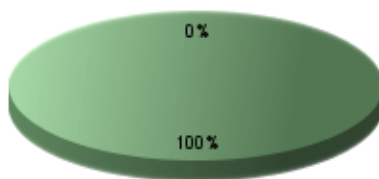
Visitors by Number of Visits

Visitors



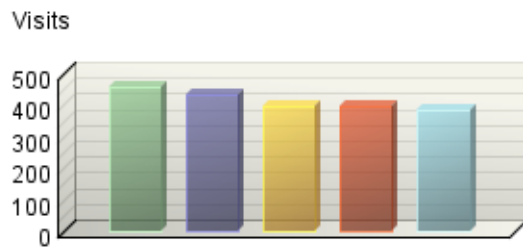
New vs. Return Visits

Visits



- Returning Visitors
- Visitors Not Accepting Cookies

Top Visitors

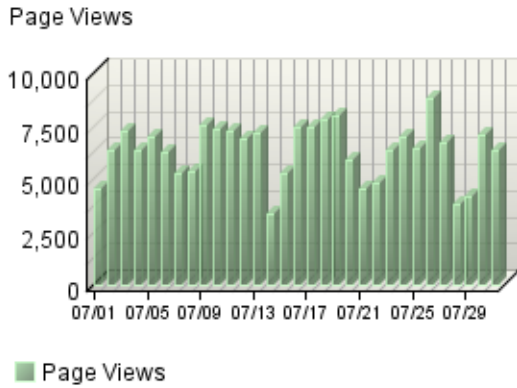


- 64.27.13.129_-
- 65.214.39.180_Mozi...
- livebot-207-46-98-1...
- 207.46.98.148_msn...
- 193.95.154.69_Mozi...

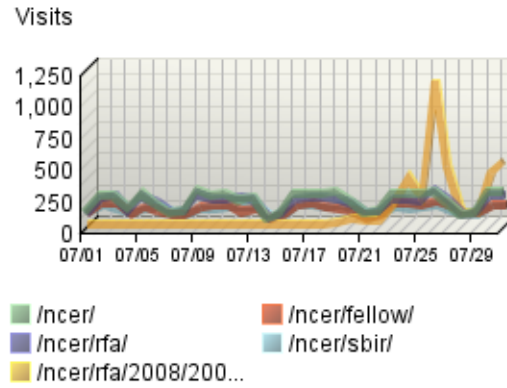
Pages Dashboard

This displays key graphs and tables that provide an overview of the Pages chapter. When viewing through the on-demand interface, you can click on the title of a graph or table to navigate to the corresponding page.

Page Views Trend



Pages Trend



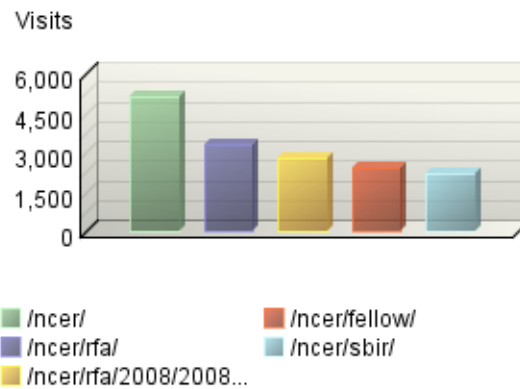
Content Groups

No data is available for this graph.

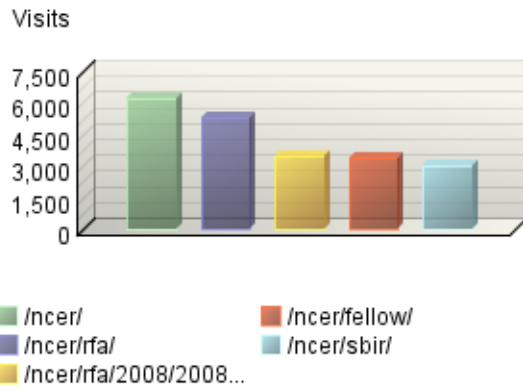
Page View Summary

Page Views	196,291
Average per Day	6,331
Average Page Views per Visit	1.47

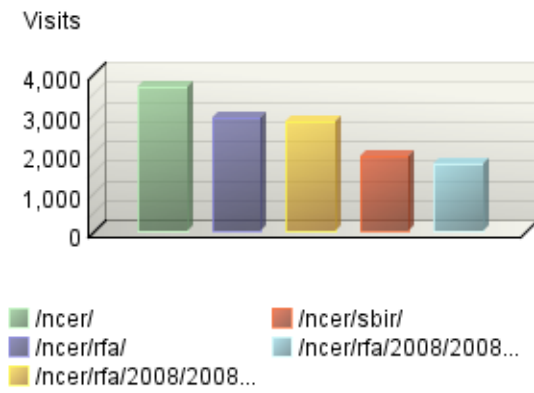
Entry Pages



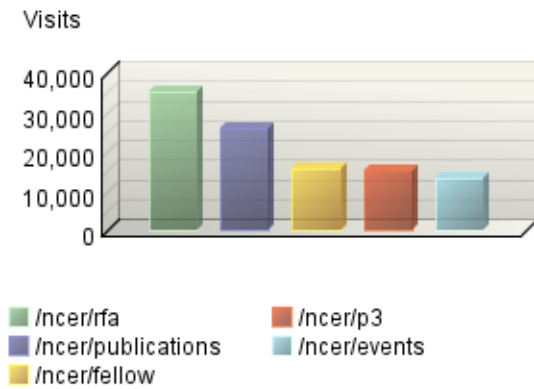
Pages



Exit Pages



Directories


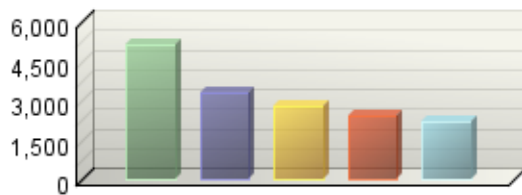


Navigation Dashboard

This dashboard summarizes important information related to online navigation.

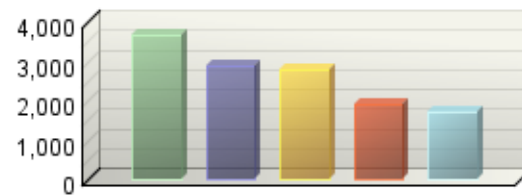
Entry Pages

Visits



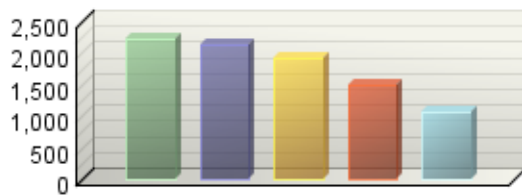
Exit Pages

Visits



Single-Page Visits

Visits

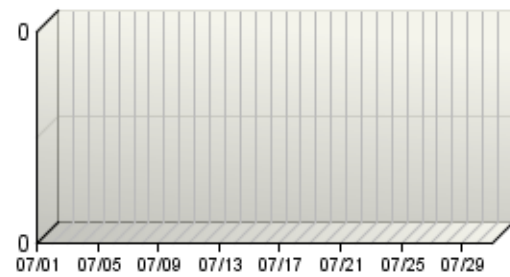


Technical Dashboard

This dashboard summarizes important information related to online technical activity.

Average Time to Serve Pages

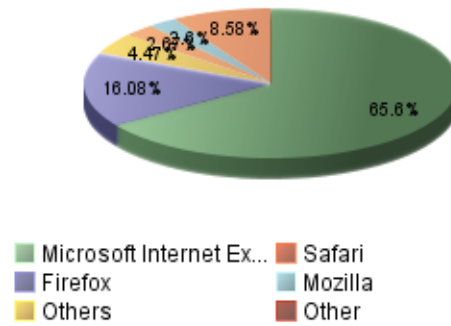
Average Time to Serve



■ Average Time to Serve

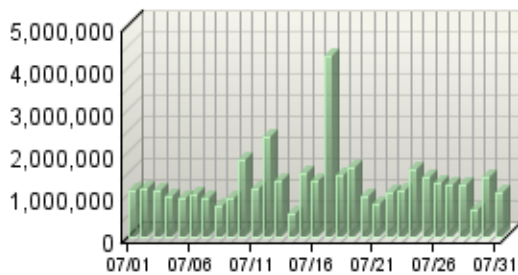
Browsers by Version

Visits



Bandwidth: Kbytes Transferred Trend

Kbytes Transferred

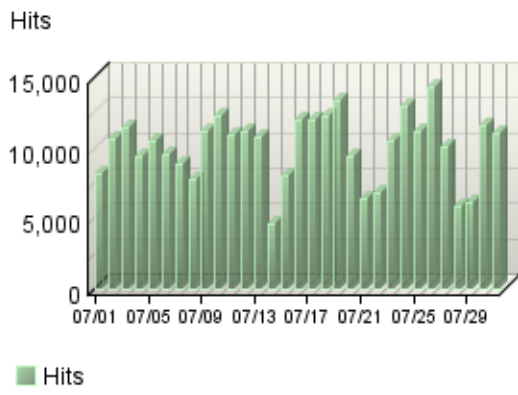


■ Kbytes Transferred

Technical Summary

Total Hits	340,933
Successful Hits	311,510
Successful Hits (as Percent)	91.37%
Failed Hits	29,423
Failed Hits (as Percent)	8.63%
Cached Hits	58,138
Cached Hits (as Percent)	17.05%

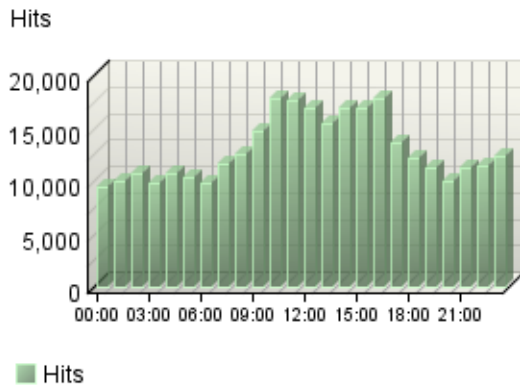
Hits Trend



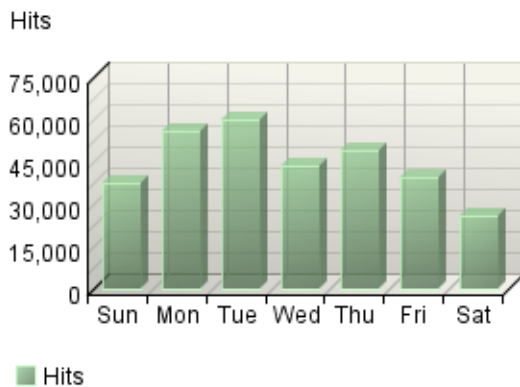
Activity Dashboard

This displays key graphs and tables that provide an overview of the Activity chapter. When viewing through the on-demand interface, you can click on the title of a graph or table to navigate to the corresponding page.

Hits by Hour of the Day



Hits by Day of the Week



Most Active Summary

Most Active Date	7/26/07
Number of Hits on Most Active Date	14,310
Most Active Day of the Week	Tuesday
Most Active Hour of the Day	16:00-16:59

Least Active Summary

Least Active Date	7/14/07
Number of Hits on Least Active Date	4,688
Least Active Day of the Week	Saturday
Least Active Hour of the Day	00:00-00:59

Activity on Weekdays Summary

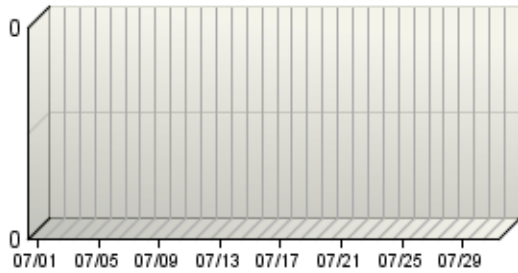
Total Hits Weekdays	248,540
Total Visits Weekdays	102,796
Average Number of Visits per day on Weekdays	4,672
Average Number of Hits per day on Weekdays	11,297

Activity on Weekends Summary

Total Hits Weekend	62,970
Total Visits Weekend	30,352
Average Number of Visits per Weekend	6,070
Average Number of Hits per Weekend	12,594

Average Time to Serve Pages

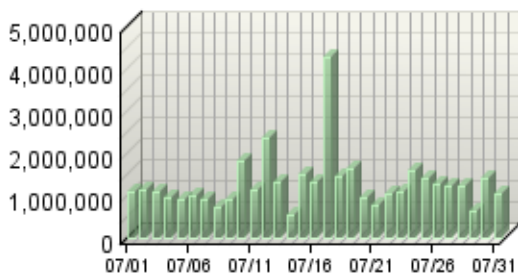
Average Time to Serve



■ Average Time to Serve

Bandwidth: Kbytes Transferred Trend

Kbytes Transferred

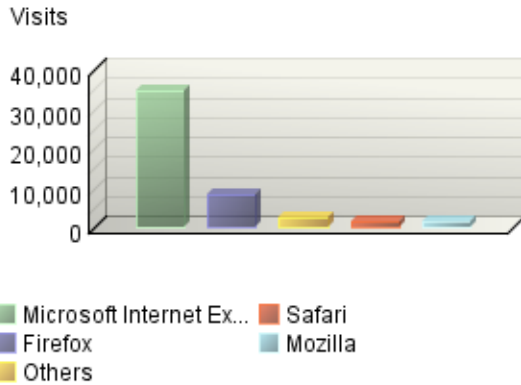


■ Kbytes Transferred

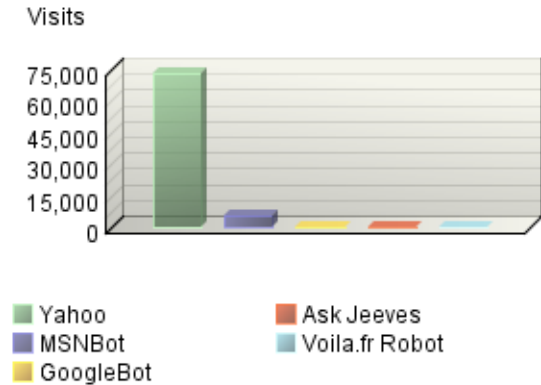
Browsers and Platforms Dashboard

This displays key graphs and tables that provide an overview of the Browsers and Platforms chapter. When viewing through the on-demand interface, you can click on the title of a graph or table to navigate to the corresponding page.

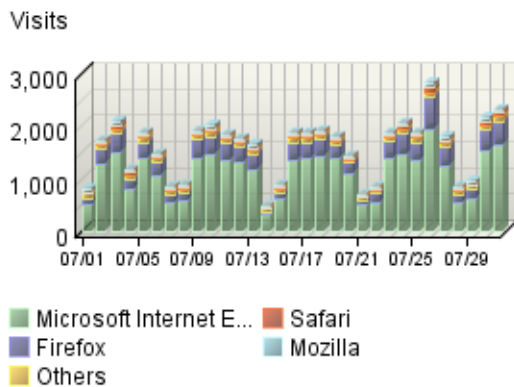
Browsers



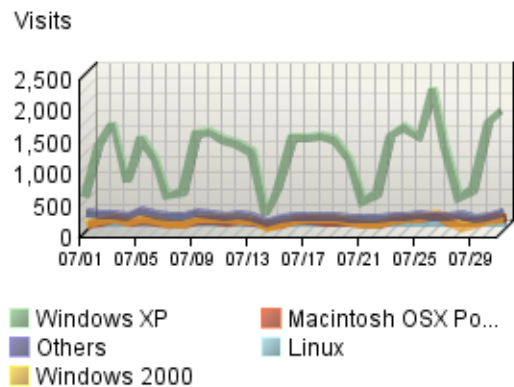
Spiders



Browsers Trend



Platforms Trend



WAP Devices

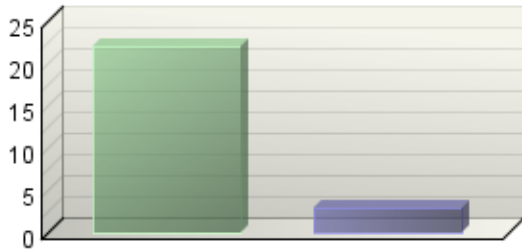
No data is available for this graph.

Palm Devices

No data is available for this graph.

WAP Browsers

Visits



■ Nokia WAP Browser ■ QC UP Browser

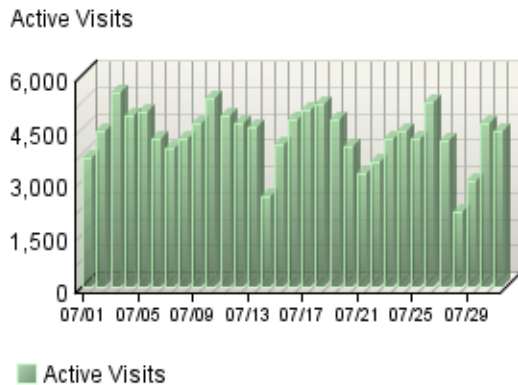
Palm Browsers

No data is available for this graph.

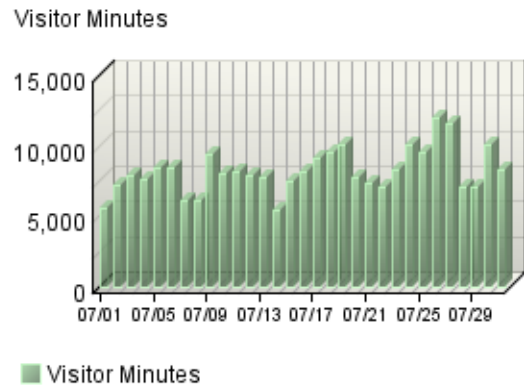
Visitors Dashboard

This displays key graphs and tables that provide an overview of the Visitors chapter. When viewing through the on-demand interface, you can click on the title of a graph or table to navigate to the corresponding page.

Active Visits Trend



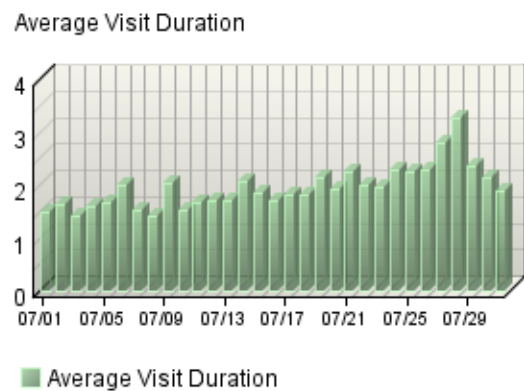
Visitor Minutes Trend



Visitor Summary

Visitors	42,340
Visitors Who Visited Once	34,617
Visitors Who Visited More Than Once	7,723
Average Visits per Visitor	3.14

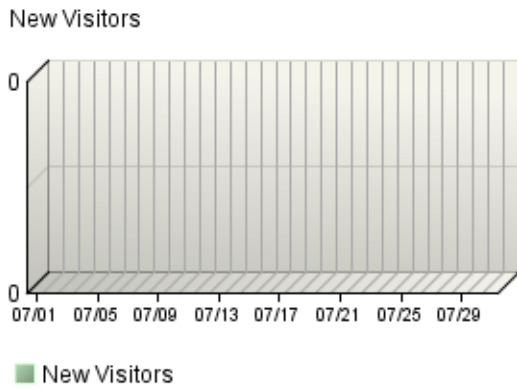
Average Length of Visit Trend



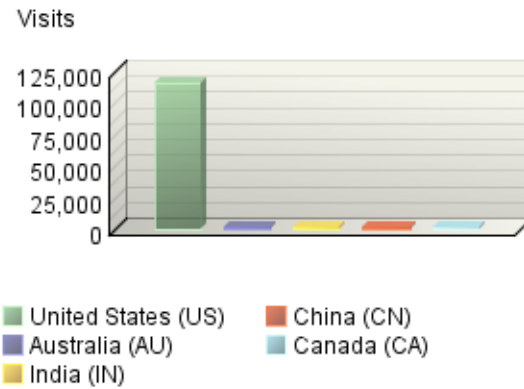
Visit Summary

Visits	133,148
Average per Day	4,295
Average Visit Duration	00:12:18
Median Visit Duration	00:02:26
International Visits	13.02%
Visits of Unknown Origin	0.00%
Visits from Your Country: United States (US)	86.98%

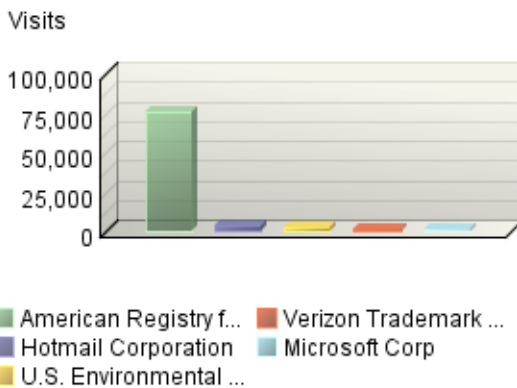
New Visitors Trend



Countries



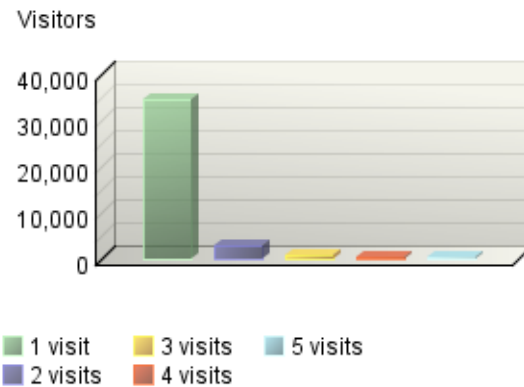
Organizations



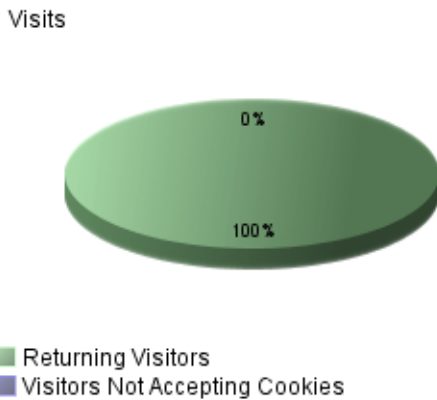
Authenticated Usernames

No data is available for this graph.

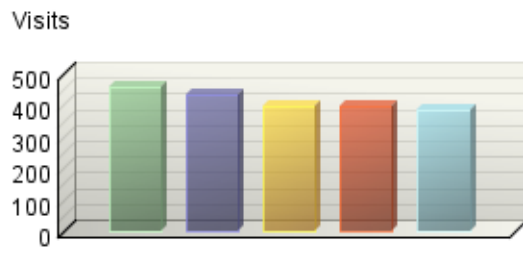
Visitors by Number of Visits



New vs. Return Visits



Top Visitors

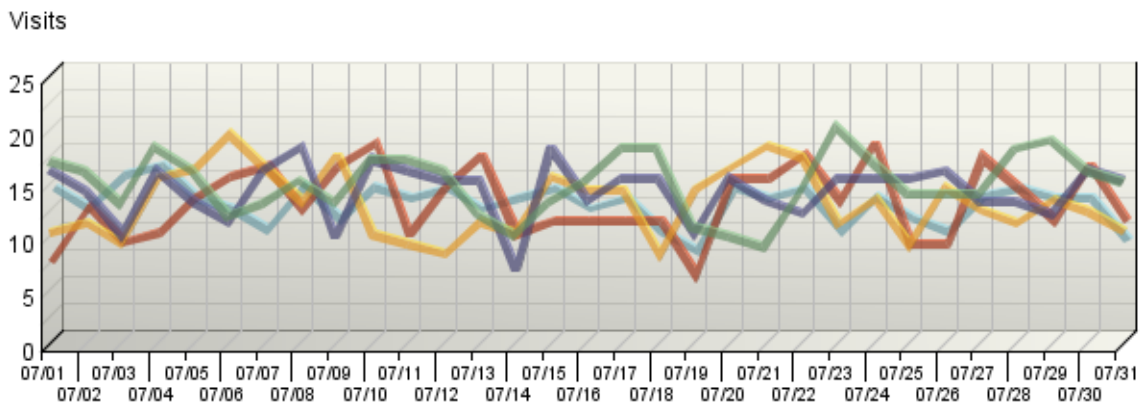


- 64.27.13.129_-
- 65.214.39.180_Mozi...
- livebot-207-46-98-1...
- 207.46.98.148_msn...
- 193.95.154.69_Mozi...

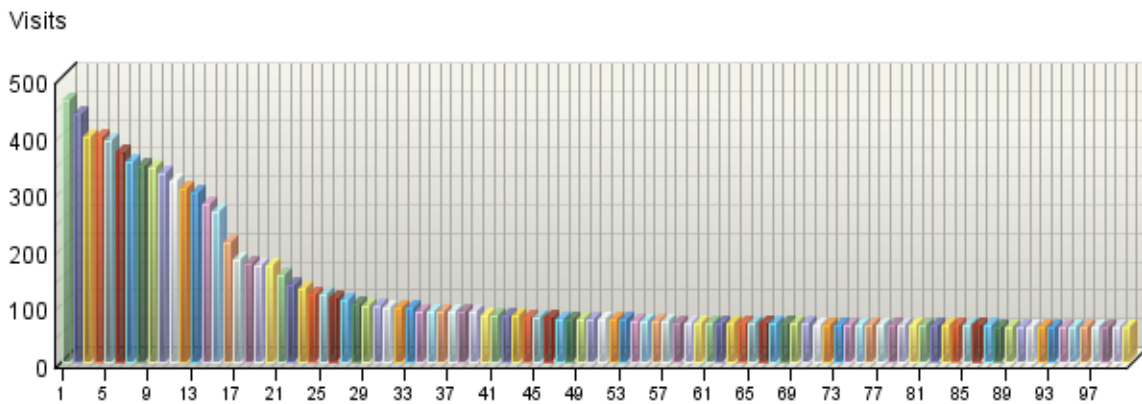
Top Visitors

This report identifies the IP address, domain name, or cookie of each visitor, and identifies the visitor's activity level on the site. If you use cookies to track visits, WebTrends can differentiate between hits from different visitors with the same IP address.

Top Visitors Trend



Top Visitors



Top Visitors

	Visitor	Visits	% Visits	Hits
■ 1.	64.27.13.129_-	460	0.35%	1,571
■ 2.	65.214.39.180_Mozilla/5.0 (X11; U; Linux i686; en-US; rv:1.9a1) Gecko/20070308 Minefield/3.0a1	435	0.33%	871

	Visitor	Visits	% Visits	Hits
3.	livebot-207-46-98-149.search.live.com_msnbot/1.0 (+http://search.msn.com/msnbot.htm)	395	0.30%	1,277
4.	207.46.98.148_msnbot/1.0 (+http://search.msn.com/msnbot.htm)	394	0.30%	1,073
5.	193.95.154.69_Mozilla/5.0 (X11; U; Linux i686; en-US; rv:1.9a1) Gecko/20070308 Minefield/3.0a1	387	0.29%	666
6.	livebot-207-46-98-147.search.live.com_msnbot/1.0 (+http://search.msn.com/msnbot.htm)	368	0.28%	1,017
7.	65.55.210.97_msnbot/1.0 (+http://search.msn.com/msnbot.htm)	353	0.27%	2,011
8.	72.9.108.178_-	346	0.26%	462
9.	65.55.210.94_msnbot/1.0 (+http://search.msn.com/msnbot.htm)	342	0.26%	2,044
10.	65.55.210.96_msnbot/1.0 (+http://search.msn.com/msnbot.htm)	331	0.25%	1,919
11.	65.55.210.95_msnbot/1.0 (+http://search.msn.com/msnbot.htm)	317	0.24%	1,912
12.	65.55.210.93_msnbot/1.0 (+http://search.msn.com/msnbot.htm)	305	0.23%	1,447
13.	65.55.210.90_msnbot/1.0 (+http://search.msn.com/msnbot.htm)	296	0.22%	1,032
14.	65.55.210.91_msnbot/1.0 (+http://search.msn.com/msnbot.htm)	276	0.21%	1,375
15.	66.232.118.177_-	264	0.20%	283
16.	crawl-66-249-70-162.googlebot.com_Mozilla/5.0 (compatible; Googlebot/2.1; +http://www.google.com/bot.html)	210	0.16%	18,634
17.	crawl-11.cuill.com_Mozilla/5.0 (Twiceler-0.9 http://www.cuill.com/twiceler/robot.html)	179	0.13%	385
18.	65.54.165.47_msnbot/1.0 (+http://search.msn.com/msnbot.htm)	172	0.13%	512
19.	65.55.210.92_msnbot/1.0 (+http://search.msn.com/msnbot.htm)	170	0.13%	973
20.	66.232.118.183_-	169	0.13%	244
21.	66.203.201.138_Mozilla/4.0 (compatible; MSIE 6.0; Windows NT 5.1)	152	0.11%	216
22.	crawler100.ask.com_Mozilla/5.0 (compatible; Ask Jeeves/Teoma; +http://about.ask.com/en/docs/about/webmasters.shtml)	135	0.10%	1,933
23.	66.231.188.164_Gigabot/2.0att	128	0.10%	205
24.	64.27.0.154_-	118	0.09%	118
25.	home-91.freewebz.com_libwww-perl/5.800	117	0.09%	259
26.	bl1sch2083018.phx.gbl_msnbot/1.0 (+http://search.msn.com/msnbot.htm)	113	0.08%	277
27.	bl1sch2083019.phx.gbl_msnbot/1.0 (+http://search.msn.com/msnbot.htm)	107	0.08%	353

	Visitor	Visits	% Visits	Hits
28.	69.93.116.186_Factbot 1.09	100	0.08%	141
29.	216.240.154.103_-	99	0.07%	99
30.	natcrawlbloc01.net.m1.fti.net_Mozilla/5.0 (Windows; U; Windows NT 5.1; fr; rv:1.8.1) VoilaBot BETA 1.2 (http://www.voila.com/)	98	0.07%	165
31.	74.6.70.27_Mozilla/5.0 (compatible; Yahoo! Slurp; http://help.yahoo.com/help/us/ysearch/slurp)	95	0.07%	108
32.	bl1sch2044210.phx.gbl_msnbot-media/1.0 (+ http://search.msn.com/msnbot.htm)	94	0.07%	439
33.	74.6.69.200_Mozilla/5.0 (compatible; Yahoo! Slurp; http://help.yahoo.com/help/us/ysearch/slurp)	93	0.07%	104
34.	81.52.143.16_Mozilla/5.0 (Windows; U; Windows NT 5.1; fr; rv:1.8.1) VoilaBot BETA 1.2 (http://www.voila.com/)	89	0.07%	110
35.	161.80.46.75_Mozilla/4.0 (compatible; MSIE 6.0; Windows NT 5.1; SV1; .NET CLR 1.1.4322; InfoPath.1; .NET CLR 2.0.50727)	89	0.07%	330
36.	bl1sch2044119.phx.gbl_msnbot-media/1.0 (+ http://search.msn.com/msnbot.htm)	89	0.07%	534
37.	65.55.215.20_msnbot/1.0 (+ http://search.msn.com/msnbot.htm)	87	0.07%	170
38.	74.6.18.123_Mozilla/5.0 (compatible; Yahoo! Slurp; http://help.yahoo.com/help/us/ysearch/slurp)	87	0.07%	100
39.	206.80.1.253_Mozilla/5.0 (X11; U; Linux i686; en-US; rv:1.9a1) Gecko/20070308 Minefield/3.0a1	87	0.07%	108
40.	74.6.18.10_Mozilla/5.0 (compatible; Yahoo! Slurp; http://help.yahoo.com/help/us/ysearch/slurp)	82	0.06%	82
41.	74.6.18.73_Mozilla/5.0 (compatible; Yahoo! Slurp; http://help.yahoo.com/help/us/ysearch/slurp)	81	0.06%	89
42.	74.6.18.22_Mozilla/5.0 (compatible; Yahoo! Slurp; http://help.yahoo.com/help/us/ysearch/slurp)	80	0.06%	88
43.	74.6.17.221_Mozilla/5.0 (compatible; Yahoo! Slurp; http://help.yahoo.com/help/us/ysearch/slurp)	80	0.06%	90
44.	lj612264.crawl.yahoo.net_Mozilla/5.0 (compatible; Yahoo! Slurp; http://help.yahoo.com/help/us/ysearch/slurp)	79	0.06%	104
45.	74.6.69.82_Mozilla/5.0 (compatible; Yahoo! Slurp; http://help.yahoo.com/help/us/ysearch/slurp)	78	0.06%	79

	Visitor	Visits	% Visits	Hits
46.	74.6.69.117_Mozilla/5.0 (compatible; Yahoo! Slurp; http://help.yahoo.com/help/us/ysearch/slurp)	77	0.06%	80
47.	rz502474.inktomisearch.com_Mozilla/5.0 (compatible; Yahoo! Slurp; http://help.yahoo.com/help/us/ysearch/slurp)	76	0.06%	86
48.	134.67.99.205_lwp-trivial/1.35	75	0.06%	90
49.	74.6.18.101_Mozilla/5.0 (compatible; Yahoo! Slurp; http://help.yahoo.com/help/us/ysearch/slurp)	74	0.06%	79
50.	74.6.17.119_Mozilla/5.0 (compatible; Yahoo! Slurp; http://help.yahoo.com/help/us/ysearch/slurp)	74	0.06%	86
51.	134.67.99.162_NLESE USEPA	74	0.06%	3,036
52.	by1sch4030220.phx.gbl_msnbot/1.0 (+http://search.msn.com/msnbot.htm)	73	0.05%	154
53.	andalusian.rtpnc.epa.gov_NLESE for intraUSEPA	73	0.05%	428
54.	74.6.17.71_Mozilla/5.0 (compatible; Yahoo! Slurp; http://help.yahoo.com/help/us/ysearch/slurp)	72	0.05%	72
55.	rz502645.inktomisearch.com_Mozilla/5.0 (compatible; Yahoo! Slurp; http://help.yahoo.com/help/us/ysearch/slurp)	71	0.05%	97
56.	72.30.177.221_Mozilla/5.0 (compatible; Yahoo! Slurp; http://help.yahoo.com/help/us/ysearch/slurp)	70	0.05%	77
57.	74.6.72.53_Mozilla/5.0 (compatible; Yahoo! Slurp; http://help.yahoo.com/help/us/ysearch/slurp)	70	0.05%	72
58.	74.6.25.40_Mozilla/5.0 (compatible; Yahoo! Slurp; http://help.yahoo.com/help/us/ysearch/slurp)	69	0.05%	77
59.	74.6.17.219_Mozilla/5.0 (compatible; Yahoo! Slurp; http://help.yahoo.com/help/us/ysearch/slurp)	69	0.05%	80
60.	lj511721.crawl.yahoo.net_Mozilla/5.0 (compatible; Yahoo! Slurp; http://help.yahoo.com/help/us/ysearch/slurp)	68	0.05%	78
61.	lj611393.crawl.yahoo.net_Mozilla/5.0 (compatible; Yahoo! Slurp; http://help.yahoo.com/help/us/ysearch/slurp)	68	0.05%	73
62.	74.6.24.135_Mozilla/5.0 (compatible; Yahoo! Slurp; http://help.yahoo.com/help/us/ysearch/slurp)	68	0.05%	80
63.	74.6.72.123_Mozilla/5.0 (compatible; Yahoo! Slurp; http://help.yahoo.com/help/us/ysearch/slurp)	67	0.05%	70

	Visitor	Visits	% Visits	Hits
64.	lj511007.crawl.yahoo.net_Mozilla/5.0 (compatible; Yahoo! Slurp; http://help.yahoo.com/help/us/ysearch/slurp)	67	0.05%	70
65.	74.6.17.70_Mozilla/5.0 (compatible; Yahoo! Slurp; http://help.yahoo.com/help/us/ysearch/slurp)	67	0.05%	77
66.	213-145-165-82.dd.nextgentel.com_Java/1.5.0_04	67	0.05%	171
67.	lj511179.crawl.yahoo.net_Mozilla/5.0 (compatible; Yahoo! Slurp; http://help.yahoo.com/help/us/ysearch/slurp)	66	0.05%	80
68.	74.6.68.204_Mozilla/5.0 (compatible; Yahoo! Slurp; http://help.yahoo.com/help/us/ysearch/slurp)	66	0.05%	68
69.	74.6.17.198_Mozilla/5.0 (compatible; Yahoo! Slurp; http://help.yahoo.com/help/us/ysearch/slurp)	66	0.05%	80
70.	134.67.99.199_lwp-trivial/1.35	66	0.05%	77
71.	161.80.46.247_Mozilla/4.0 (compatible; MSIE 6.0; Windows NT 5.1; SV1; .NET CLR 1.1.4322; .NET CLR 2.0.50727; InfoPath.1)	65	0.05%	348
72.	g2spf.jeeves.ask.info_Mozilla/5.0 (X11; U; Linux i686; en-US; rv:1.9a1) Gecko/20070308 Minefield/3.0a1	65	0.05%	79
73.	74.6.18.15_Mozilla/5.0 (compatible; Yahoo! Slurp; http://help.yahoo.com/help/us/ysearch/slurp)	65	0.05%	70
74.	74.6.74.62_Mozilla/5.0 (compatible; Yahoo! Slurp; http://help.yahoo.com/help/us/ysearch/slurp)	65	0.05%	84
75.	rz502590.inktomisearch.com_Mozilla/5.0 (compatible; Yahoo! Slurp; http://help.yahoo.com/help/us/ysearch/slurp)	65	0.05%	71
76.	74.6.17.134_Mozilla/5.0 (compatible; Yahoo! Slurp; http://help.yahoo.com/help/us/ysearch/slurp)	65	0.05%	70
77.	crawl-6.cuill.com_Mozilla/5.0 (Twiceler-0.9 http://www.cuill.com/twiceler/robot.html)	64	0.05%	76
78.	network.upl.cz_-	64	0.05%	64
79.	216.32.89.58.svservers.com_-	64	0.05%	65
80.	74.6.17.229_Mozilla/5.0 (compatible; Yahoo! Slurp; http://help.yahoo.com/help/us/ysearch/slurp)	64	0.05%	77
81.	lj511123.crawl.yahoo.net_Mozilla/5.0 (compatible; Yahoo! Slurp; http://help.yahoo.com/help/us/ysearch/slurp)	63	0.05%	65
82.	74.6.17.170_Mozilla/5.0 (compatible; Yahoo! Slurp; http://help.yahoo.com/help/us/ysearch/slurp)	63	0.05%	70

	Visitor	Visits	% Visits	Hits
83.	74.6.73.125_Mozilla/5.0 (compatible; Yahoo! Slurp; http://help.yahoo.com/help/us/ysearch/slurp)	63	0.05%	71
84.	lj612124.crawl.yahoo.net_Mozilla/5.0 (compatible; Yahoo! Slurp; http://help.yahoo.com/help/us/ysearch/slurp)	63	0.05%	69
85.	lj611273.crawl.yahoo.net_Mozilla/5.0 (compatible; Yahoo! Slurp; http://help.yahoo.com/help/us/ysearch/slurp)	63	0.05%	65
86.	74.6.65.238_Mozilla/5.0 (compatible; Yahoo! Slurp; http://help.yahoo.com/help/us/ysearch/slurp)	63	0.05%	66
87.	205.150.150.18_Mozilla/4.0 (compatible; MSIE 6.0; Windows NT 5.1)	63	0.05%	79
88.	74.6.18.13_Mozilla/5.0 (compatible; Yahoo! Slurp; http://help.yahoo.com/help/us/ysearch/slurp)	62	0.05%	69
89.	74.6.18.106_Mozilla/5.0 (compatible; Yahoo! Slurp; http://help.yahoo.com/help/us/ysearch/slurp)	62	0.05%	70
90.	74.6.17.13_Mozilla/5.0 (compatible; Yahoo! Slurp; http://help.yahoo.com/help/us/ysearch/slurp)	62	0.05%	69
91.	livebot-65-55-210-21.search.live.com_msnbot/1.0 (+http://search.msn.com/msnbot.htm)	62	0.05%	98
92.	rz502550.inktomisearch.com_Mozilla/5.0 (compatible; Yahoo! Slurp; http://help.yahoo.com/help/us/ysearch/slurp)	61	0.05%	75
93.	74.6.71.232_Mozilla/5.0 (compatible; Yahoo! Slurp; http://help.yahoo.com/help/us/ysearch/slurp)	61	0.05%	87
94.	74.6.18.122_Mozilla/5.0 (compatible; Yahoo! Slurp; http://help.yahoo.com/help/us/ysearch/slurp)	61	0.05%	69
95.	74.6.17.47_Mozilla/5.0 (compatible; Yahoo! Slurp; http://help.yahoo.com/help/us/ysearch/slurp)	61	0.05%	68
96.	74.6.17.82_Mozilla/5.0 (compatible; Yahoo! Slurp; http://help.yahoo.com/help/us/ysearch/slurp)	61	0.05%	71
97.	72.30.177.216_Mozilla/5.0 (compatible; Yahoo! Slurp; http://help.yahoo.com/help/us/ysearch/slurp)	61	0.05%	64
98.	74.6.17.234_Mozilla/5.0 (compatible; Yahoo! Slurp; http://help.yahoo.com/help/us/ysearch/slurp)	61	0.05%	68
99.	74.6.17.106_Mozilla/5.0 (compatible; Yahoo! Slurp; http://help.yahoo.com/help/us/ysearch/slurp)	61	0.05%	72

	Visitor	Visits	% Visits	Hits
100.	lj511932.crawl.yahoo.net_Mozilla/5.0 (compatible; Yahoo! Slurp; http://help.yahoo.com/help/us/ysearch/slurp)	61	0.05%	68
101.	74.6.18.29_Mozilla/5.0 (compatible; Yahoo! Slurp; http://help.yahoo.com/help/us/ysearch/slurp)	60	0.05%	69
102.	rz502475.inktomisearch.com_Mozilla/5.0 (compatible; Yahoo! Slurp; http://help.yahoo.com/help/us/ysearch/slurp)	60	0.05%	67
103.	74.6.18.30_Mozilla/5.0 (compatible; Yahoo! Slurp; http://help.yahoo.com/help/us/ysearch/slurp)	60	0.05%	69
104.	rz502599.inktomisearch.com_Mozilla/5.0 (compatible; Yahoo! Slurp; http://help.yahoo.com/help/us/ysearch/slurp)	60	0.05%	63
105.	rz502678.inktomisearch.com_Mozilla/5.0 (compatible; Yahoo! Slurp; http://help.yahoo.com/help/us/ysearch/slurp)	60	0.05%	63
106.	74.6.72.81_Mozilla/5.0 (compatible; Yahoo! Slurp; http://help.yahoo.com/help/us/ysearch/slurp)	60	0.05%	61
107.	74.6.73.53_Mozilla/5.0 (compatible; Yahoo! Slurp; http://help.yahoo.com/help/us/ysearch/slurp)	60	0.05%	62
108.	74.6.67.208_Mozilla/5.0 (compatible; Yahoo! Slurp; http://help.yahoo.com/help/us/ysearch/slurp)	60	0.05%	63
109.	74.6.23.33_Mozilla/5.0 (compatible; Yahoo! Slurp; http://help.yahoo.com/help/us/ysearch/slurp)	59	0.04%	68
110.	209.202.205.1_Lycos_Spider_(modspider)	59	0.04%	79
111.	74.6.17.149_Mozilla/5.0 (compatible; Yahoo! Slurp; http://help.yahoo.com/help/us/ysearch/slurp)	59	0.04%	75
112.	lj511643.crawl.yahoo.net_Mozilla/5.0 (compatible; Yahoo! Slurp; http://help.yahoo.com/help/us/ysearch/slurp)	59	0.04%	63
113.	74.6.26.140_Mozilla/5.0 (compatible; Yahoo! Slurp; http://help.yahoo.com/help/us/ysearch/slurp)	59	0.04%	60
114.	134.67.99.200_lwp-trivial/1.35	59	0.04%	83
115.	74.6.73.233_Mozilla/5.0 (compatible; Yahoo! Slurp; http://help.yahoo.com/help/us/ysearch/slurp)	59	0.04%	62
116.	74.6.71.44_Mozilla/5.0 (compatible; Yahoo! Slurp; http://help.yahoo.com/help/us/ysearch/slurp)	59	0.04%	62

	Visitor	Visits	% Visits	Hits
117.	74.6.18.31_Mozilla/5.0 (compatible; Yahoo! Slurp; http://help.yahoo.com/help/us/ysearch/slurp)	59	0.04%	61
118.	74.6.69.126_Mozilla/5.0 (compatible; Yahoo! Slurp; http://help.yahoo.com/help/us/ysearch/slurp)	59	0.04%	60
119.	lj511528.crawl.yahoo.net_Mozilla/5.0 (compatible; Yahoo! Slurp; http://help.yahoo.com/help/us/ysearch/slurp)	58	0.04%	66
120.	lj611792.crawl.yahoo.net_Mozilla/5.0 (compatible; Yahoo! Slurp; http://help.yahoo.com/help/us/ysearch/slurp)	58	0.04%	63
121.	74.6.28.42_Mozilla/5.0 (compatible; Yahoo! Slurp; http://help.yahoo.com/help/us/ysearch/slurp)	58	0.04%	66
122.	74.6.68.45_Mozilla/5.0 (compatible; Yahoo! Slurp; http://help.yahoo.com/help/us/ysearch/slurp)	58	0.04%	77
123.	lj512028.crawl.yahoo.net_Mozilla/5.0 (compatible; Yahoo! Slurp; http://help.yahoo.com/help/us/ysearch/slurp)	58	0.04%	66
124.	74.6.67.227_Mozilla/5.0 (compatible; Yahoo! Slurp; http://help.yahoo.com/help/us/ysearch/slurp)	58	0.04%	63
125.	74.6.17.226_Mozilla/5.0 (compatible; Yahoo! Slurp; http://help.yahoo.com/help/us/ysearch/slurp)	58	0.04%	61
126.	74.6.73.99_Mozilla/5.0 (compatible; Yahoo! Slurp; http://help.yahoo.com/help/us/ysearch/slurp)	58	0.04%	60
127.	74.6.17.237_Mozilla/5.0 (compatible; Yahoo! Slurp; http://help.yahoo.com/help/us/ysearch/slurp)	58	0.04%	71
128.	74.6.68.151_Mozilla/5.0 (compatible; Yahoo! Slurp; http://help.yahoo.com/help/us/ysearch/slurp)	58	0.04%	60
129.	74.6.74.217_Mozilla/5.0 (compatible; Yahoo! Slurp; http://help.yahoo.com/help/us/ysearch/slurp)	58	0.04%	69
130.	74.6.18.12_Mozilla/5.0 (compatible; Yahoo! Slurp; http://help.yahoo.com/help/us/ysearch/slurp)	57	0.04%	66
131.	74.6.68.126_Mozilla/5.0 (compatible; Yahoo! Slurp; http://help.yahoo.com/help/us/ysearch/slurp)	57	0.04%	62
132.	rz502561.inktomisearch.com_Mozilla/5.0 (compatible; Yahoo! Slurp; http://help.yahoo.com/help/us/ysearch/slurp)	57	0.04%	72

	Visitor	Visits	% Visits	Hits
133.	74.6.72.218_Mozilla/5.0 (compatible; Yahoo! Slurp; http://help.yahoo.com/help/us/ysearch/slurp)	57	0.04%	65
134.	74.6.70.166_Mozilla/5.0 (compatible; Yahoo! Slurp; http://help.yahoo.com/help/us/ysearch/slurp)	57	0.04%	58
135.	xcrawl107.alexandria.com_ia_archiver	57	0.04%	363
136.	74.6.70.240_Mozilla/5.0 (compatible; Yahoo! Slurp; http://help.yahoo.com/help/us/ysearch/slurp)	57	0.04%	62
137.	74.6.68.207_Mozilla/5.0 (compatible; Yahoo! Slurp; http://help.yahoo.com/help/us/ysearch/slurp)	57	0.04%	60
138.	74.6.67.172_Mozilla/5.0 (compatible; Yahoo! Slurp; http://help.yahoo.com/help/us/ysearch/slurp)	57	0.04%	60
139.	domU-12-31-37-00-02-32.usma3.compute.amazonaws.com_Spock Crawler (http://www.spock.com/crawler)		0.04%	279
140.	74.6.17.235_Mozilla/5.0 (compatible; Yahoo! Slurp; http://help.yahoo.com/help/us/ysearch/slurp)	57	0.04%	59
141.	69.56.130.138_Factbot 1.09	57	0.04%	83
142.	lj611215.crawl.yahoo.net_Mozilla/5.0 (compatible; Yahoo! Slurp; http://help.yahoo.com/help/us/ysearch/slurp)	57	0.04%	62
143.	lj611364.crawl.yahoo.net_Mozilla/5.0 (compatible; Yahoo! Slurp; http://help.yahoo.com/help/us/ysearch/slurp)	57	0.04%	77
144.	lj511852.crawl.yahoo.net_Mozilla/5.0 (compatible; Yahoo! Slurp; http://help.yahoo.com/help/us/ysearch/slurp)	57	0.04%	60
145.	74.6.28.110_Mozilla/5.0 (compatible; Yahoo! Slurp; http://help.yahoo.com/help/us/ysearch/slurp)	57	0.04%	65
146.	74.6.68.162_Mozilla/5.0 (compatible; Yahoo! Slurp; http://help.yahoo.com/help/us/ysearch/slurp)	57	0.04%	65
147.	74.6.68.168_Mozilla/5.0 (compatible; Yahoo! Slurp; http://help.yahoo.com/help/us/ysearch/slurp)	57	0.04%	59
148.	74.6.17.166_Mozilla/5.0 (compatible; Yahoo! Slurp; http://help.yahoo.com/help/us/ysearch/slurp)	57	0.04%	57
149.	lj512238.crawl.yahoo.net_Mozilla/5.0 (compatible; Yahoo! Slurp; http://help.yahoo.com/help/us/ysearch/slurp)	56	0.04%	63
150.	rz502498.inktomisearch.com_Mozilla/5.0 (compatible; Yahoo! Slurp; http://help.yahoo.com/help/us/ysearch/slurp)	56	0.04%	63

	Visitor	Visits	% Visits	Hits
151.	lj511186.crawl.yahoo.net_Mozilla/5.0 (compatible; Yahoo! Slurp; http://help.yahoo.com/help/us/ysearch/slurp)	56	0.04%	58
152.	lj512171.crawl.yahoo.net_Mozilla/5.0 (compatible; Yahoo! Slurp; http://help.yahoo.com/help/us/ysearch/slurp)	56	0.04%	59
153.	74.6.18.43_Mozilla/5.0 (compatible; Yahoo! Slurp; http://help.yahoo.com/help/us/ysearch/slurp)	56	0.04%	68
154.	rz502573.inktomisearch.com_Mozilla/5.0 (compatible; Yahoo! Slurp; http://help.yahoo.com/help/us/ysearch/slurp)	56	0.04%	64
155.	lj612368.crawl.yahoo.net_Mozilla/5.0 (compatible; Yahoo! Slurp; http://help.yahoo.com/help/us/ysearch/slurp)	55	0.04%	63
156.	rz502650.inktomisearch.com_Mozilla/5.0 (compatible; Yahoo! Slurp; http://help.yahoo.com/help/us/ysearch/slurp)	55	0.04%	63
157.	lj511933.crawl.yahoo.net_Mozilla/5.0 (compatible; Yahoo! Slurp; http://help.yahoo.com/help/us/ysearch/slurp)	55	0.04%	71
158.	lj512096.crawl.yahoo.net_Mozilla/5.0 (compatible; Yahoo! Slurp; http://help.yahoo.com/help/us/ysearch/slurp)	55	0.04%	58
159.	161.80.46.203_Mozilla/4.0 (compatible; MSIE 6.0; Windows NT 5.1; SV1; .NET CLR 1.1.4322; .NET CLR 2.0.50727; InfoPath.1)	55	0.04%	178
160.	74.6.18.76_Mozilla/5.0 (compatible; Yahoo! Slurp; http://help.yahoo.com/help/us/ysearch/slurp)	55	0.04%	59
161.	rz502536.inktomisearch.com_Mozilla/5.0 (compatible; Yahoo! Slurp; http://help.yahoo.com/help/us/ysearch/slurp)	55	0.04%	62
162.	74.6.17.10_Mozilla/5.0 (compatible; Yahoo! Slurp; http://help.yahoo.com/help/us/ysearch/slurp)	55	0.04%	59
163.	74.6.67.170_Mozilla/5.0 (compatible; Yahoo! Slurp; http://help.yahoo.com/help/us/ysearch/slurp)	55	0.04%	56
164.	lj611763.crawl.yahoo.net_Mozilla/5.0 (compatible; Yahoo! Slurp; http://help.yahoo.com/help/us/ysearch/slurp)	55	0.04%	56
165.	rz502602.inktomisearch.com_Mozilla/5.0 (compatible; Yahoo! Slurp; http://help.yahoo.com/help/us/ysearch/slurp)	54	0.04%	57
166.	74.6.18.113_Mozilla/5.0 (compatible; Yahoo! Slurp; http://help.yahoo.com/help/us/ysearch/slurp)	54	0.04%	62

	Visitor	Visits	% Visits	Hits
167.	74.6.69.140_Mozilla/5.0 (compatible; Yahoo! Slurp; http://help.yahoo.com/help/us/ysearch/slurp)	54	0.04%	56
168.	74.6.18.49_Mozilla/5.0 (compatible; Yahoo! Slurp; http://help.yahoo.com/help/us/ysearch/slurp)	54	0.04%	56
169.	74.6.72.52_Mozilla/5.0 (compatible; Yahoo! Slurp; http://help.yahoo.com/help/us/ysearch/slurp)	54	0.04%	59
170.	74.6.71.84_Mozilla/5.0 (compatible; Yahoo! Slurp; http://help.yahoo.com/help/us/ysearch/slurp)	54	0.04%	62
171.	207.188.198.83_libwww-perl/5.805	54	0.04%	183
172.	lj512215.crawl.yahoo.net_Mozilla/5.0 (compatible; Yahoo! Slurp; http://help.yahoo.com/help/us/ysearch/slurp)	54	0.04%	61
173.	74.6.73.185_Mozilla/5.0 (compatible; Yahoo! Slurp; http://help.yahoo.com/help/us/ysearch/slurp)	54	0.04%	60
174.	74.6.18.115_Mozilla/5.0 (compatible; Yahoo! Slurp; http://help.yahoo.com/help/us/ysearch/slurp)	54	0.04%	55
175.	74.6.26.204_Mozilla/5.0 (compatible; Yahoo! Slurp; http://help.yahoo.com/help/us/ysearch/slurp)	54	0.04%	56
176.	lj511239.crawl.yahoo.net_Mozilla/5.0 (compatible; Yahoo! Slurp; http://help.yahoo.com/help/us/ysearch/slurp)	54	0.04%	59
177.	204.64.0.110_-	54	0.04%	54
178.	76.164.20.99_Mozilla/4.0 (compatible; MSIE 5.5; Windows NT 5.0)	54	0.04%	255
179.	74.6.17.200_Mozilla/5.0 (compatible; Yahoo! Slurp; http://help.yahoo.com/help/us/ysearch/slurp)	54	0.04%	56
180.	74.6.72.83_Mozilla/5.0 (compatible; Yahoo! Slurp; http://help.yahoo.com/help/us/ysearch/slurp)	54	0.04%	58
181.	74.6.20.198_Mozilla/5.0 (compatible; Yahoo! Slurp; http://help.yahoo.com/help/us/ysearch/slurp)	53	0.04%	58
182.	lj611781.crawl.yahoo.net_Mozilla/5.0 (compatible; Yahoo! Slurp; http://help.yahoo.com/help/us/ysearch/slurp)	53	0.04%	57
183.	74.6.18.40_Mozilla/5.0 (compatible; Yahoo! Slurp; http://help.yahoo.com/help/us/ysearch/slurp)	53	0.04%	60
184.	161.80.46.166_Mozilla/4.0 (compatible; MSIE 6.0; Windows NT 5.1; SV1; .NET CLR 1.1.4322; .NET CLR 2.0.50727)	53	0.04%	240

	Visitor	Visits	% Visits	Hits
185.	lj612211.crawl.yahoo.net_Mozilla/5.0 (compatible; Yahoo! Slurp; http://help.yahoo.com/help/us/ysearch/slurp)	53	0.04%	58
186.	rz502629.inktomisearch.com_Mozilla/5.0 (compatible; Yahoo! Slurp; http://help.yahoo.com/help/us/ysearch/slurp)	53	0.04%	57
187.	64.124.85.77.become.com_Mozilla/5.0 (compatible; BecomeBot/3.0; +http://www.become.com/site_owners.html)	53	0.04%	269
188.	74.6.22.203_Mozilla/5.0 (compatible; Yahoo! Slurp; http://help.yahoo.com/help/us/ysearch/slurp)	53	0.04%	56
189.	74.6.65.240_Mozilla/5.0 (compatible; Yahoo! Slurp; http://help.yahoo.com/help/us/ysearch/slurp)	53	0.04%	53
190.	74.6.17.204_Mozilla/5.0 (compatible; Yahoo! Slurp; http://help.yahoo.com/help/us/ysearch/slurp)	52	0.04%	58
191.	74.6.17.163_Mozilla/5.0 (compatible; Yahoo! Slurp; http://help.yahoo.com/help/us/ysearch/slurp)	52	0.04%	60
192.	74.6.17.145_Mozilla/5.0 (compatible; Yahoo! Slurp; http://help.yahoo.com/help/us/ysearch/slurp)	52	0.04%	55
193.	74.6.24.42_Mozilla/5.0 (compatible; Yahoo! Slurp; http://help.yahoo.com/help/us/ysearch/slurp)	52	0.04%	54
194.	74.6.25.162_Mozilla/5.0 (compatible; Yahoo! Slurp; http://help.yahoo.com/help/us/ysearch/slurp)	52	0.04%	58
195.	74.6.72.85_Mozilla/5.0 (compatible; Yahoo! Slurp; http://help.yahoo.com/help/us/ysearch/slurp)	52	0.04%	56
196.	by1sch4030318.phx.gbl_msnbot/1.0 (+http://search.msn.com/msnbot.htm)	52	0.04%	118
197.	lj511729.crawl.yahoo.net_Mozilla/5.0 (compatible; Yahoo! Slurp; http://help.yahoo.com/help/us/ysearch/slurp)	52	0.04%	67
198.	rz502585.inktomisearch.com_Mozilla/5.0 (compatible; Yahoo! Slurp; http://help.yahoo.com/help/us/ysearch/slurp)	52	0.04%	59
199.	74.6.71.225_Mozilla/5.0 (compatible; Yahoo! Slurp; http://help.yahoo.com/help/us/ysearch/slurp)	52	0.04%	52
200.	lj612127.crawl.yahoo.net_Mozilla/5.0 (compatible; Yahoo! Slurp; http://help.yahoo.com/help/us/ysearch/slurp)	52	0.04%	54
201.	74.6.17.231_Mozilla/5.0 (compatible; Yahoo! Slurp; http://help.yahoo.com/help/us/ysearch/slurp)	52	0.04%	60

	Visitor	Visits	% Visits	Hits
202.	74.6.68.71_Mozilla/5.0 (compatible; Yahoo! Slurp; http://help.yahoo.com/help/us/ysearch/slurp)	52	0.04%	54
203.	rz502466.inktomisearch.com_Mozilla/5.0 (compatible; Yahoo! Slurp; http://help.yahoo.com/help/us/ysearch/slurp)	52	0.04%	66
204.	74.6.72.188_Mozilla/5.0 (compatible; Yahoo! Slurp; http://help.yahoo.com/help/us/ysearch/slurp)	52	0.04%	55
205.	74.6.18.81_Mozilla/5.0 (compatible; Yahoo! Slurp; http://help.yahoo.com/help/us/ysearch/slurp)	52	0.04%	55
206.	72.30.177.188_Mozilla/5.0 (compatible; Yahoo! Slurp; http://help.yahoo.com/help/us/ysearch/slurp)	51	0.04%	56
207.	ip-208-109-86-101.ip.secureserver.net_Sim-GTech Nutch Crawler/Nutch-0.9	51	0.04%	54
208.	rz502494.inktomisearch.com_Mozilla/5.0 (compatible; Yahoo! Slurp; http://help.yahoo.com/help/us/ysearch/slurp)	51	0.04%	52
209.	74.6.70.58_Mozilla/5.0 (compatible; Yahoo! Slurp; http://help.yahoo.com/help/us/ysearch/slurp)	51	0.04%	64
210.	lj512036.crawl.yahoo.net_Mozilla/5.0 (compatible; Yahoo! Slurp; http://help.yahoo.com/help/us/ysearch/slurp)	51	0.04%	55
211.	74.6.25.103_Mozilla/5.0 (compatible; Yahoo! Slurp; http://help.yahoo.com/help/us/ysearch/slurp)	51	0.04%	67
212.	161.80.46.104_Mozilla/4.0 (compatible; MSIE 6.0; Windows NT 5.1; SV1; .NET CLR 1.1.4322; InfoPath.1; .NET CLR 2.0.50727)	51	0.04%	176
213.	74.6.17.120_Mozilla/5.0 (compatible; Yahoo! Slurp; http://help.yahoo.com/help/us/ysearch/slurp)	51	0.04%	52
214.	74.6.74.97_Mozilla/5.0 (compatible; Yahoo! Slurp; http://help.yahoo.com/help/us/ysearch/slurp)	51	0.04%	58
215.	74.6.24.210_Mozilla/5.0 (compatible; Yahoo! Slurp; http://help.yahoo.com/help/us/ysearch/slurp)	51	0.04%	54
216.	lj512172.crawl.yahoo.net_Mozilla/5.0 (compatible; Yahoo! Slurp; http://help.yahoo.com/help/us/ysearch/slurp)	51	0.04%	51
217.	74.6.17.225_Mozilla/5.0 (compatible; Yahoo! Slurp; http://help.yahoo.com/help/us/ysearch/slurp)	51	0.04%	59
218.	lj611552.crawl.yahoo.net_Mozilla/5.0 (compatible; Yahoo! Slurp; http://help.yahoo.com/help/us/ysearch/slurp)	51	0.04%	53

	Visitor	Visits	% Visits	Hits
219.	74.6.70.78_Mozilla/5.0 (compatible; Yahoo! Slurp; http://help.yahoo.com/help/us/ysearch/slurp)	51	0.04%	55
220.	lj611155.crawl.yahoo.net_Mozilla/5.0 (compatible; Yahoo! Slurp; http://help.yahoo.com/help/us/ysearch/slurp)	51	0.04%	53
221.	74.6.23.210_Mozilla/5.0 (compatible; Yahoo! Slurp; http://help.yahoo.com/help/us/ysearch/slurp)	50	0.04%	52
222.	74.6.72.185_Mozilla/5.0 (compatible; Yahoo! Slurp; http://help.yahoo.com/help/us/ysearch/slurp)	50	0.04%	50
223.	lj511898.crawl.yahoo.net_Mozilla/5.0 (compatible; Yahoo! Slurp; http://help.yahoo.com/help/us/ysearch/slurp)	50	0.04%	54
224.	161.80.46.117_Mozilla/4.0 (compatible; MSIE 6.0; Windows NT 5.1; SV1; .NET CLR 1.1.4322; .NET CLR 2.0.50727)	50	0.04%	334
225.	lj612102.crawl.yahoo.net_Mozilla/5.0 (compatible; Yahoo! Slurp; http://help.yahoo.com/help/us/ysearch/slurp)	50	0.04%	53
226.	74.6.27.122_Mozilla/5.0 (compatible; Yahoo! Slurp; http://help.yahoo.com/help/us/ysearch/slurp)	50	0.04%	50
227.	lj511633.crawl.yahoo.net_Mozilla/5.0 (compatible; Yahoo! Slurp; http://help.yahoo.com/help/us/ysearch/slurp)	50	0.04%	50
228.	74.6.68.44_Mozilla/5.0 (compatible; Yahoo! Slurp; http://help.yahoo.com/help/us/ysearch/slurp)	50	0.04%	52
229.	74.6.74.35_Mozilla/5.0 (compatible; Yahoo! Slurp; http://help.yahoo.com/help/us/ysearch/slurp)	50	0.04%	59
230.	lj611849.crawl.yahoo.net_Mozilla/5.0 (compatible; Yahoo! Slurp; http://help.yahoo.com/help/us/ysearch/slurp)	50	0.04%	71
231.	74.6.69.18_Mozilla/5.0 (compatible; Yahoo! Slurp; http://help.yahoo.com/help/us/ysearch/slurp)	50	0.04%	54
232.	lj511191.crawl.yahoo.net_Mozilla/5.0 (compatible; Yahoo! Slurp; http://help.yahoo.com/help/us/ysearch/slurp)	50	0.04%	60
233.	rz502546.inktomisearch.com_Mozilla/5.0 (compatible; Yahoo! Slurp; http://help.yahoo.com/help/us/ysearch/slurp)	50	0.04%	52
234.	lj511368.crawl.yahoo.net_Mozilla/5.0 (compatible; Yahoo! Slurp; http://help.yahoo.com/help/us/ysearch/slurp)	50	0.04%	52

	Visitor	Visits	% Visits	Hits
235.	74.6.26.225_Mozilla/5.0 (compatible; Yahoo! Slurp; http://help.yahoo.com/help/us/ysearch/slurp)	50	0.04%	53
236.	rz502651.inktomisearch.com_Mozilla/5.0 (compatible; Yahoo! Slurp; http://help.yahoo.com/help/us/ysearch/slurp)	50	0.04%	59
237.	lj612064.crawl.yahoo.net_Mozilla/5.0 (compatible; Yahoo! Slurp; http://help.yahoo.com/help/us/ysearch/slurp)	50	0.04%	55
238.	lj511513.crawl.yahoo.net_Mozilla/5.0 (compatible; Yahoo! Slurp; http://help.yahoo.com/help/us/ysearch/slurp)	50	0.04%	56
239.	lj511515.crawl.yahoo.net_Mozilla/5.0 (compatible; Yahoo! Slurp; http://help.yahoo.com/help/us/ysearch/slurp)	50	0.04%	54
240.	crawl5.exabot.com_Mozilla/5.0 (compatible; Exabot/3.0; +http://www.exabot.com/go/robot)	50	0.04%	51
241.	lj512139.crawl.yahoo.net_Mozilla/5.0 (compatible; Yahoo! Slurp; http://help.yahoo.com/help/us/ysearch/slurp)	50	0.04%	58
242.	74.6.25.38_Mozilla/5.0 (compatible; Yahoo! Slurp; http://help.yahoo.com/help/us/ysearch/slurp)	50	0.04%	59
243.	209.10.61.194_Mozilla/5.0 (Windows; U; Windows NT 5.1; en-US; rv:1.8.0.7) aGecko/20060909 Firefox/1.5.0.7	50	0.04%	121
244.	rz502609.inktomisearch.com_Mozilla/5.0 (compatible; Yahoo! Slurp; http://help.yahoo.com/help/us/ysearch/slurp)	50	0.04%	61
245.	74.6.27.13_Mozilla/5.0 (compatible; Yahoo! Slurp; http://help.yahoo.com/help/us/ysearch/slurp)	49	0.04%	62
246.	lj611910.crawl.yahoo.net_Mozilla/5.0 (compatible; Yahoo! Slurp; http://help.yahoo.com/help/us/ysearch/slurp)	49	0.04%	51
247.	lj512079.crawl.yahoo.net_Mozilla/5.0 (compatible; Yahoo! Slurp; http://help.yahoo.com/help/us/ysearch/slurp)	49	0.04%	50
248.	lj511052.crawl.yahoo.net_Mozilla/5.0 (compatible; Yahoo! Slurp; http://help.yahoo.com/help/us/ysearch/slurp)	49	0.04%	49
249.	lj611367.crawl.yahoo.net_Mozilla/5.0 (compatible; Yahoo! Slurp; http://help.yahoo.com/help/us/ysearch/slurp)	49	0.04%	50
250.	lj612009.crawl.yahoo.net_Mozilla/5.0 (compatible; Yahoo! Slurp; http://help.yahoo.com/help/us/ysearch/slurp)	49	0.04%	51

	Visitor	Visits	% Visits	Hits
251.	74.6.71.83_Mozilla/5.0 (compatible; Yahoo! Slurp; http://help.yahoo.com/help/us/ysearch/slurp)	49	0.04%	84
252.	74.6.67.155_Mozilla/5.0 (compatible; Yahoo! Slurp; http://help.yahoo.com/help/us/ysearch/slurp)	49	0.04%	52
253.	lj511705.crawl.yahoo.net_Mozilla/5.0 (compatible; Yahoo! Slurp; http://help.yahoo.com/help/us/ysearch/slurp)	49	0.04%	58
254.	74.6.71.216_Mozilla/5.0 (compatible; Yahoo! Slurp; http://help.yahoo.com/help/us/ysearch/slurp)	49	0.04%	53
255.	74.6.25.166_Mozilla/5.0 (compatible; Yahoo! Slurp; http://help.yahoo.com/help/us/ysearch/slurp)	49	0.04%	57
256.	74.6.20.121_Mozilla/5.0 (compatible; Yahoo! Slurp; http://help.yahoo.com/help/us/ysearch/slurp)	49	0.04%	53
257.	lj612335.crawl.yahoo.net_Mozilla/5.0 (compatible; Yahoo! Slurp; http://help.yahoo.com/help/us/ysearch/slurp)	49	0.04%	51
258.	74.6.74.44_Mozilla/5.0 (compatible; Yahoo! Slurp; http://help.yahoo.com/help/us/ysearch/slurp)	49	0.04%	50
259.	74.6.27.18_Mozilla/5.0 (compatible; Yahoo! Slurp; http://help.yahoo.com/help/us/ysearch/slurp)	49	0.04%	52
260.	65.55.233.41_msnbot/1.0 (+http://search.msn.com/msnbot.htm)	49	0.04%	78
261.	rz502509.inktomisearch.com_Mozilla/5.0 (compatible; Yahoo! Slurp; http://help.yahoo.com/help/us/ysearch/slurp)	49	0.04%	56
262.	74.6.20.19_Mozilla/5.0 (compatible; Yahoo! Slurp; http://help.yahoo.com/help/us/ysearch/slurp)	49	0.04%	53
263.	lj611239.crawl.yahoo.net_Mozilla/5.0 (compatible; Yahoo! Slurp; http://help.yahoo.com/help/us/ysearch/slurp)	49	0.04%	53
264.	72.30.177.187_Mozilla/5.0 (compatible; Yahoo! Slurp; http://help.yahoo.com/help/us/ysearch/slurp)	48	0.04%	49
265.	74.6.17.137_Mozilla/5.0 (compatible; Yahoo! Slurp; http://help.yahoo.com/help/us/ysearch/slurp)	48	0.04%	50
266.	74.6.73.221_Mozilla/5.0 (compatible; Yahoo! Slurp; http://help.yahoo.com/help/us/ysearch/slurp)	48	0.04%	51
267.	74.6.17.115_Mozilla/5.0 (compatible; Yahoo! Slurp; http://help.yahoo.com/help/us/ysearch/slurp)	48	0.04%	60

	Visitor	Visits	% Visits	Hits
268.	74.6.17.208_Mozilla/5.0 (compatible; Yahoo! Slurp; http://help.yahoo.com/help/us/ysearch/slurp)	48	0.04%	56
269.	74.6.75.40_Mozilla/5.0 (compatible; Yahoo! Slurp; http://help.yahoo.com/help/us/ysearch/slurp)	48	0.04%	49
270.	crawl2.cosmixcorp.com_voyager/1.0	48	0.04%	68
271.	64.124.85.71.become.com_Mozilla/5.0 (compatible; BecomeBot/3.0; +http://www.become.com/site_owners.html)	48	0.04%	378
272.	72.30.177.185_Mozilla/5.0 (compatible; Yahoo! Slurp; http://help.yahoo.com/help/us/ysearch/slurp)	48	0.04%	53
273.	74.6.72.170_Mozilla/5.0 (compatible; Yahoo! Slurp; http://help.yahoo.com/help/us/ysearch/slurp)	48	0.04%	48
274.	lj511395.crawl.yahoo.net_Mozilla/5.0 (compatible; Yahoo! Slurp; http://help.yahoo.com/help/us/ysearch/slurp)	48	0.04%	50
275.	rz502646.inktomisearch.com_Mozilla/5.0 (compatible; Yahoo! Slurp; http://help.yahoo.com/help/us/ysearch/slurp)	48	0.04%	58
276.	74.6.22.25_Mozilla/5.0 (compatible; Yahoo! Slurp; http://help.yahoo.com/help/us/ysearch/slurp)	48	0.04%	51
277.	74.6.23.107_Mozilla/5.0 (compatible; Yahoo! Slurp; http://help.yahoo.com/help/us/ysearch/slurp)	48	0.04%	53
278.	74.6.17.78_Mozilla/5.0 (compatible; Yahoo! Slurp; http://help.yahoo.com/help/us/ysearch/slurp)	48	0.04%	48
279.	74.6.17.121_Mozilla/5.0 (compatible; Yahoo! Slurp; http://help.yahoo.com/help/us/ysearch/slurp)	48	0.04%	55
280.	74.6.68.125_Mozilla/5.0 (compatible; Yahoo! Slurp; http://help.yahoo.com/help/us/ysearch/slurp)	48	0.04%	53
281.	72.30.177.249_Mozilla/5.0 (compatible; Yahoo! Slurp; http://help.yahoo.com/help/us/ysearch/slurp)	48	0.04%	49
282.	lj511584.crawl.yahoo.net_Mozilla/5.0 (compatible; Yahoo! Slurp; http://help.yahoo.com/help/us/ysearch/slurp)	47	0.04%	53
283.	74.6.17.12_Mozilla/5.0 (compatible; Yahoo! Slurp; http://help.yahoo.com/help/us/ysearch/slurp)	47	0.04%	50
284.	74.6.29.12_Mozilla/5.0 (compatible; Yahoo! Slurp; http://help.yahoo.com/help/us/ysearch/slurp)	47	0.04%	53

	Visitor	Visits	% Visits	Hits
285.	74.6.22.37_Mozilla/5.0 (compatible; Yahoo! Slurp; http://help.yahoo.com/help/us/ysearch/slurp)	47	0.04%	49
286.	lj611183.crawl.yahoo.net_Mozilla/5.0 (compatible; Yahoo! Slurp; http://help.yahoo.com/help/us/ysearch/slurp)	47	0.04%	51
287.	64.69.46.156_-	47	0.04%	47
288.	74.6.18.117_Mozilla/5.0 (compatible; Yahoo! Slurp; http://help.yahoo.com/help/us/ysearch/slurp)	47	0.04%	50
289.	74.6.18.16_Mozilla/5.0 (compatible; Yahoo! Slurp; http://help.yahoo.com/help/us/ysearch/slurp)	47	0.04%	55
290.	74.6.70.59_Mozilla/5.0 (compatible; Yahoo! Slurp; http://help.yahoo.com/help/us/ysearch/slurp)	47	0.04%	47
291.	lj511611.crawl.yahoo.net_Mozilla/5.0 (compatible; Yahoo! Slurp; http://help.yahoo.com/help/us/ysearch/slurp)	47	0.04%	48
292.	74.6.68.17_Mozilla/5.0 (compatible; Yahoo! Slurp; http://help.yahoo.com/help/us/ysearch/slurp)	47	0.04%	62
293.	lj511805.crawl.yahoo.net_Mozilla/5.0 (compatible; Yahoo! Slurp; http://help.yahoo.com/help/us/ysearch/slurp)	47	0.04%	51
294.	74.6.65.222_Mozilla/5.0 (compatible; Yahoo! Slurp; http://help.yahoo.com/help/us/ysearch/slurp)	47	0.04%	49
295.	74.6.17.74_Mozilla/5.0 (compatible; Yahoo! Slurp; http://help.yahoo.com/help/us/ysearch/slurp)	47	0.04%	50
296.	74.6.73.171_Mozilla/5.0 (compatible; Yahoo! Slurp; http://help.yahoo.com/help/us/ysearch/slurp)	47	0.04%	48
297.	74.6.26.100_Mozilla/5.0 (compatible; Yahoo! Slurp; http://help.yahoo.com/help/us/ysearch/slurp)	47	0.04%	48
298.	lm502038.crawl.yahoo.net_Mozilla/5.0 (compatible; Yahoo! Slurp; http://help.yahoo.com/help/us/ysearch/slurp)	46	0.03%	47
299.	74.6.73.247_Mozilla/5.0 (compatible; Yahoo! Slurp; http://help.yahoo.com/help/us/ysearch/slurp)	46	0.03%	46
300.	74.6.71.74_Mozilla/5.0 (compatible; Yahoo! Slurp; http://help.yahoo.com/help/us/ysearch/slurp)	46	0.03%	49
Subtotal for rows: 1 - 300		22,763	17.11%	67,692
Other		110,305	82.89%	243,478

Visitor	Visits	% Visits	Hits
Total	133,068	100.00%	311,170

items 1-300 of 5000

Top Visitors - Help Card



Column Definitions

Visitor

The IP address, domain name, or cookie of the visitor.

Visits

Number of times the specified visitor visited your site. A visit is a series of actions that begins when a visitor views their first page from the server, and ends when the visitor leaves the site or remains idle beyond the idle-time limit. The default idle-time limit is thirty minutes. This time limit can be changed by the system administrator.

Hits

Number of hits attributed to the specified visitor. Each file requested by a visitor registers as a hit. There can be several hits on each page. While the volume of hits reflects the amount of server traffic, it is not an accurate reflection of the number of pages viewed.



Report Descriptions

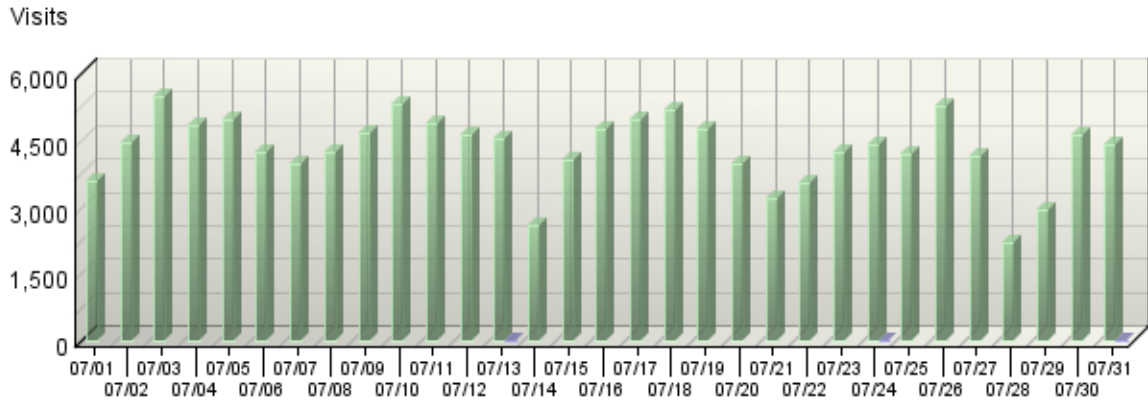
Consider the visitors who use the site most, and tailor your site to their interests and needs. If your site is an intranet, notice which employees use the site most, and find out what they like about it. You might also get feedback from those who use it the least and find out what they are looking for.

Note: If a visitor has a dynamic IP address, or if a group of visitors are behind a proxy server or firewall, this data might be misleading. In the case of a dynamic IP address, multiple IP addresses could be shown for a single visitor, and in the case of a firewall or proxy server, one IP address could be used by more than one visitor.

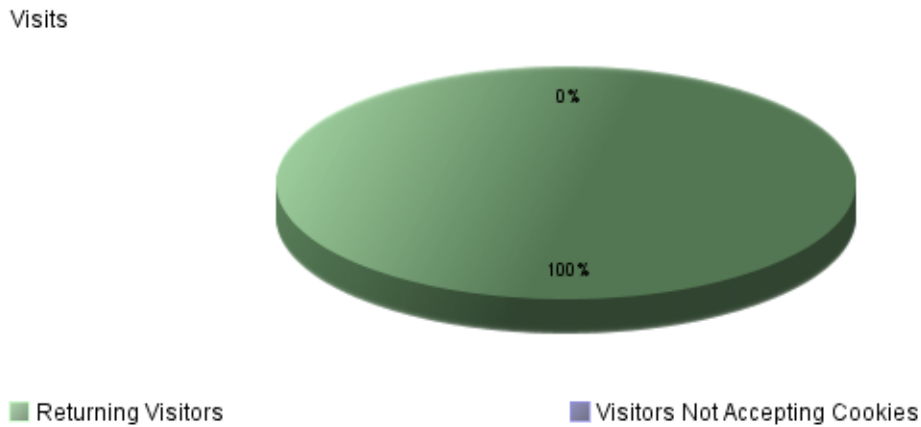
New vs. Return Visits

This report compares the number of visits by new and returning visitors to your site.

New vs. Return Visits Trend



New vs. Return Visits



New vs. Return Visits

Visitor Type	Visits	% Visits
Returning Visitors	133,065	100.00%
Visitors Not Accepting Cookies	3	0.00%
Total	133,068	100.00%

items 1-2 of 2

New vs. Return Visits - Help Card



Column Definitions

New Visitors

Visitors whose visit starts without any cookie information but acquires a cookie (or multiple cookies) during the visit. For single-page visits there is no way (without the use of SmartSource Data Collection) to distinguish a new visitor from a visitor that does not accept cookies. As a result these visits are categorized as Visitors Not Accepting Cookies.

Returning Visitors

Visitors who already had a cookie from your site when they visited.

Visitors Not Accepting Cookies

Visitors not accepting cookies from your site. There is no way to determine if these visitors are new or returning. Note that Express Analysis does not report on this information.

Visits

Number of visits by visitors who fit into the specified visitor category. A visit is a series of actions that begins when a visitor views their first page from the server, and ends when the visitor leaves the site or remains idle beyond the idle-time limit. The default idle-time limit is thirty minutes. This time limit can be changed by the system administrator.

%

Percentage of visitors who fit into the specified visitor category.



Report Descriptions

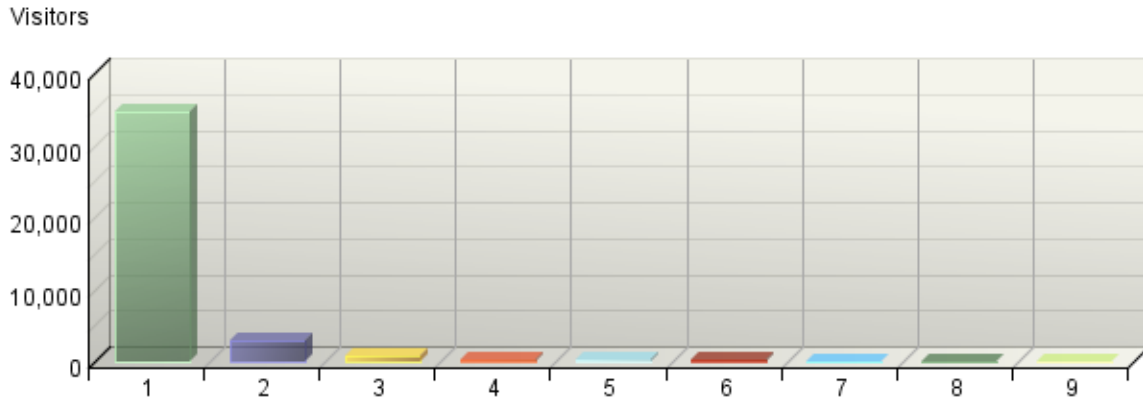
By tracking the ratio between new and return visits over a period of time, you can determine if your site is attracting enough returning visitors.

Note: This report uses only cookies to determine whether a visitor is new or returning. This information cannot therefore be correlated to visitor counts obtained using IP tracking. For example, when a visitor goes to a site that has session-based cookies but no permanent cookies, they will receive a cookie on their second hit and be labeled a new visitor. If they close their browser, wait an hour, and go back to the same site, they will have no cookies on their first hit (since the cookie they got previously was session-based) and will once again be issued a cookie on their second hit. If the site's logs are analyzed using the IP tracking method, the result is 1 unique visitor (determined using IP tracking), but 2 visits and 2 new or first-time visitors (determined using cookies).

Visitors by Number of Visits

This report shows the distribution of visitors based on how many times each visitor visited your site.

Visitors by Number of Visits



Visitors by Number of Visits

Number of Visits	Visitors	% Visitors
1 visit	34,617	81.76%
2 visits	2,930	6.92%
3 visits	779	1.84%
4 visits	394	0.93%
5 visits	268	0.63%
6 visits	173	0.41%
7 visits	127	0.30%
8 visits	104	0.25%
9 visits	92	0.22%
Other	2,856	6.75%
Total	42,340	100.00%

items 1-9 of 9

Visitors by Number of Visits - Help Card



Column Definitions

Number of Visits

The number of visits by each visitor during the period of the report.

Visitors

Number of individuals who came to your site the amount of times specified in the Number of Visits column.

%

Percentage of visitors who came to your site the amount of times specified in the Number of Visits column.



Report Descriptions

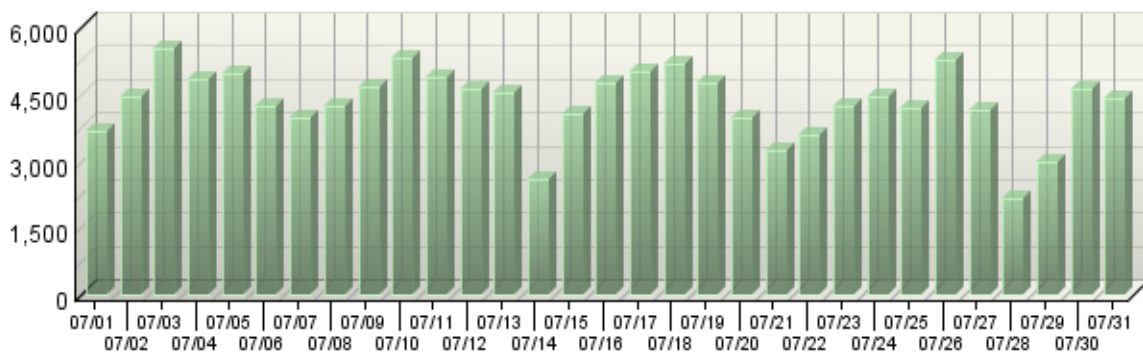
This information can indicate whether or not your site compels visitors to return. Updating web site content is one way to draw return visitors.

Visitors Trend

This report shows how many times visitors visited your web site and how long they stayed. The information is divided into time slices based on the duration of the log file. Some visits may span more than one time interval, and will be counted in each interval where they appear. The sum of visits for all intervals may therefore exceed the total visits shown in the Overview Dashboard page.

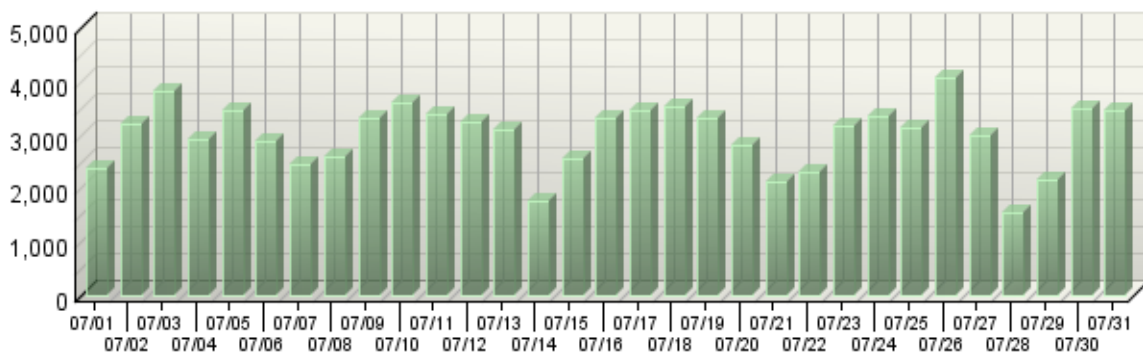
Active Visits Trend

Active Visits



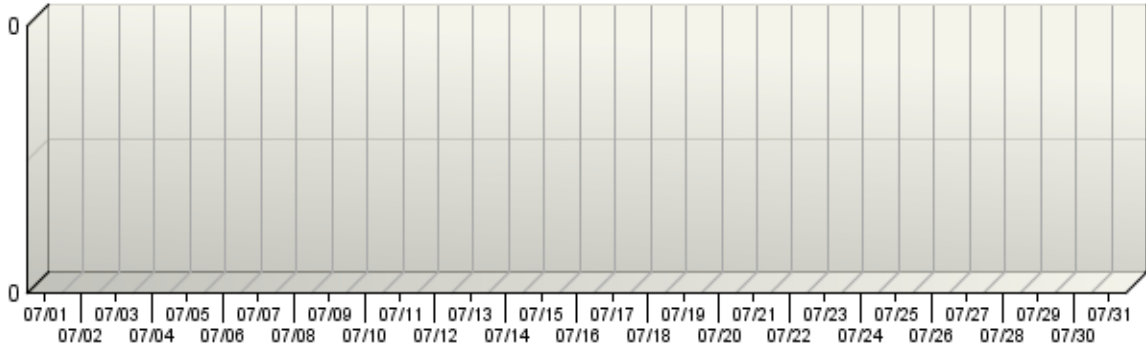
Visitors Trend

Visitors



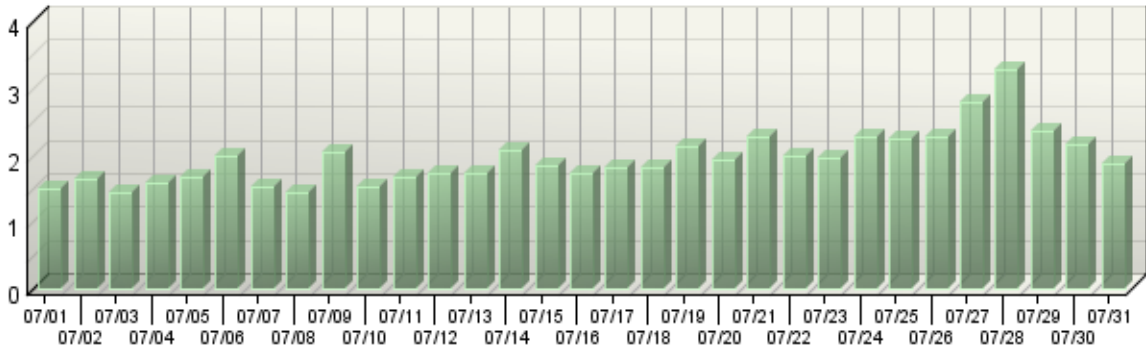
New Visitors Trend

New Visitors

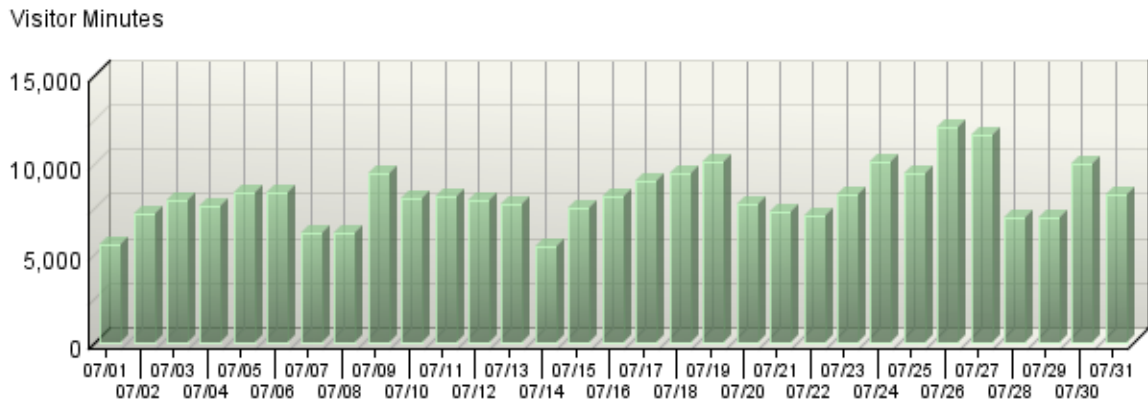


Average Length of Visit Trend

Average Visit Duration



Visitor Minutes Trend



Visitors Trend

Day	Active Visits	Visitors	New Visitors
07/01	3,667	2,363	0
07/02	4,432	3,192	0
07/03	5,520	3,825	0
07/04	4,835	2,926	0
07/05	4,965	3,462	0
07/06	4,227	2,891	0
07/07	3,950	2,430	0
07/08	4,225	2,601	0
07/09	4,643	3,314	0
07/10	5,324	3,588	0
07/11	4,870	3,371	0
07/12	4,620	3,241	0
07/13	4,536	3,108	0
07/14	2,586	1,747	0
07/15	4,058	2,563	0
07/16	4,734	3,309	0
07/17	5,009	3,467	0
07/18	5,192	3,514	0
07/19	4,731	3,324	0
07/20	3,972	2,821	0
07/21	3,219	2,120	0
07/22	3,564	2,319	0
07/23	4,210	3,160	0
07/24	4,430	3,335	0

Day	Active Visits	Visitors	New Visitors
07/25	4,204	3,115	0
07/26	5,258	4,053	0
07/27	4,165	2,993	0
07/28	2,139	1,545	0
07/29	2,982	2,154	0
07/30	4,638	3,476	0
07/31	4,398	3,448	0
Average	4,300	2,992	0
Total	-	-	0

items 1-31 of 31

Visitors Trend

Day	Average Visit Duration	Visitor Minutes
07/01	00:01:30	5,544.85
07/02	00:01:38	7,254.37
07/03	00:01:26	7,962.03
07/04	00:01:35	7,696.03
07/05	00:01:41	8,435.95
07/06	00:01:59	8,437.17
07/07	00:01:32	6,116.07
07/08	00:01:26	6,103.38
07/09	00:02:02	9,457.8
07/10	00:01:31	8,086.83
07/11	00:01:40	8,182.58
07/12	00:01:43	7,953.62
07/13	00:01:43	7,803.47
07/14	00:02:05	5,418.02
07/15	00:01:51	7,538.97
07/16	00:01:43	8,170.4
07/17	00:01:49	9,110.57
07/18	00:01:49	9,500.17
07/19	00:02:08	10,099.7
07/20	00:01:56	7,726.25
07/21	00:02:16	7,339.33
07/22	00:01:59	7,087.75
07/23	00:01:58	8,313.3
07/24	00:02:17	10,138.7
07/25	00:02:15	9,522.55
07/26	00:02:17	12,053.73

Day	Average Visit Duration	Visitor Minutes
07/27	00:02:47	11,602.05
07/28	00:03:17	7,058.52
07/29	00:02:21	7,048.98
07/30	00:02:09	10,029.67
07/31	00:01:53	8,335.43
Average	-	8,229.94
Total	-	255,128.23

items 1-31 of 31

Visitors Trend - Help Card



Column Definitions

Time Interval (hour, day, etc.)

A one-year report displays monthly time increments. A one-quarter report displays weekly time increments. A one-month report or a one-week report displays daily time increments. A daily report displays hourly time increments. An hour-long interval marked 12:00, for example, includes all activity between 12:00 and 12:59.

Active Visits

Number of active visits to your web site. If a visit spans multiple time intervals, it is counted in each interval. Every visit from a visitor is counted, even if the same visitor came to your web site multiple times. Also included are zero-length visits. A zero-length visit occurs when all hits for that visit are logged with the exact same time stamp.

Visitors

Number of individuals who visited your site during the report interval. For a daily report, if someone visits more than once, that person is counted only the first time he or she visits. Values of "-" indicate that the detailed data required is not available. This situation occurs when the Top Visitors report has reached its configured limit or when reports for the corresponding period are turned off. For non-daily reports, the visitor measure total is "-" since the same visitor can be counted in multiple intervals.

New Visitors

Number of visitors who had never visited your web site before.

Average Visit Duration

The average amount of time visitors spent at your site within the given time interval. The data is formatted as hh:mm:ss (hours:minutes:seconds). The average visit duration is calculated by dividing the value from the Visitor Minutes column by the value from the Active Visits column.

Visitor Minutes

Number of minutes your web site was viewed, regardless of who was viewing it.



Report Descriptions

Use this page to determine which times your web site is busiest.

Daily averages cut off visits that continue into the next day, whereas weekly averages do not. Therefore, weekly averages may appear a bit longer than daily averages.

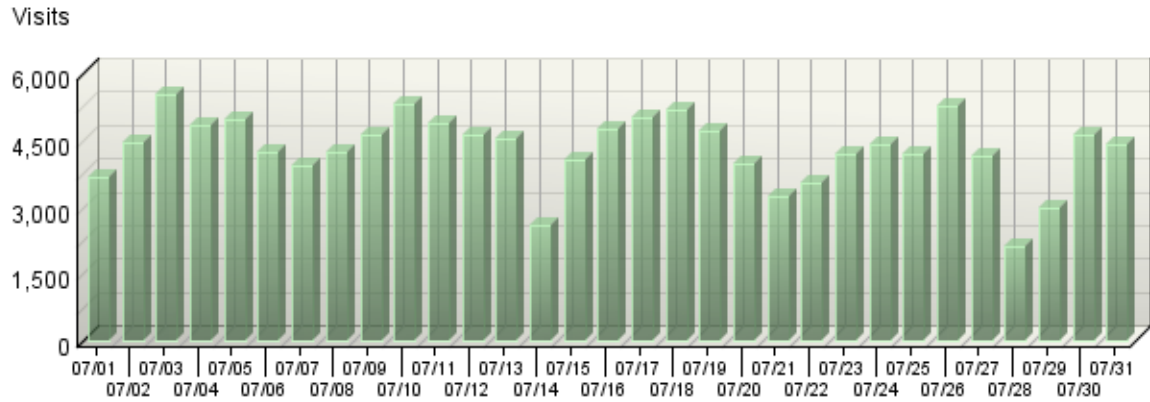
Total - The total for the column. Visits may span more than one time interval and are counted for each hour in this report. We therefore do not provide a total, which would be misleading.

Average - This row gives the average for each column.

Visits Trend

This report shows how the number of visits to your site changes over the course of the report period.

Visits Trend



Visits Trend

Day	Visits	% Visits
07/01	3,667	2.75%
07/02	4,430	3.33%
07/03	5,519	4.15%
07/04	4,828	3.63%
07/05	4,959	3.72%
07/06	4,222	3.17%
07/07	3,946	2.96%
07/08	4,222	3.17%
07/09	4,640	3.48%
07/10	5,320	4.00%
07/11	4,867	3.66%
07/12	4,617	3.47%
07/13	4,531	3.40%
07/14	2,582	1.94%
07/15	4,052	3.04%
07/16	4,733	3.55%
07/17	5,002	3.76%
07/18	5,188	3.90%
07/19	4,722	3.55%

Day	Visits	% Visits
07/20	3,969	2.98%
07/21	3,216	2.42%
07/22	3,556	2.67%
07/23	4,204	3.16%
07/24	4,422	3.32%
07/25	4,197	3.15%
07/26	5,251	3.94%
07/27	4,156	3.12%
07/28	2,134	1.60%
07/29	2,977	2.24%
07/30	4,629	3.48%
07/31	4,390	3.30%
Total	133,148	100.00%

items 1-31 of 31

Visits Trend - Help Card



Column Definitions

Time Interval (hour, day, etc.)

A one-year report displays monthly time increments. A one-quarter report displays weekly time increments. A one-month report or a one-week report displays daily time increments. A daily report displays hourly time increments. An hour-long interval marked 12:00, for example, includes all activity between 12:00 and 12:59.

Visits

Number of visits to your site during the specified time interval. A visit is a series of actions that begins when a visitor views their first page from the server, and ends when the visitor leaves the site or remains idle beyond the idle-time limit. The default idle-time limit is thirty minutes. This time limit can be changed by the system administrator.

%

Percentage of visits to your site during the specified time interval compared with all visits to your site during the report period.



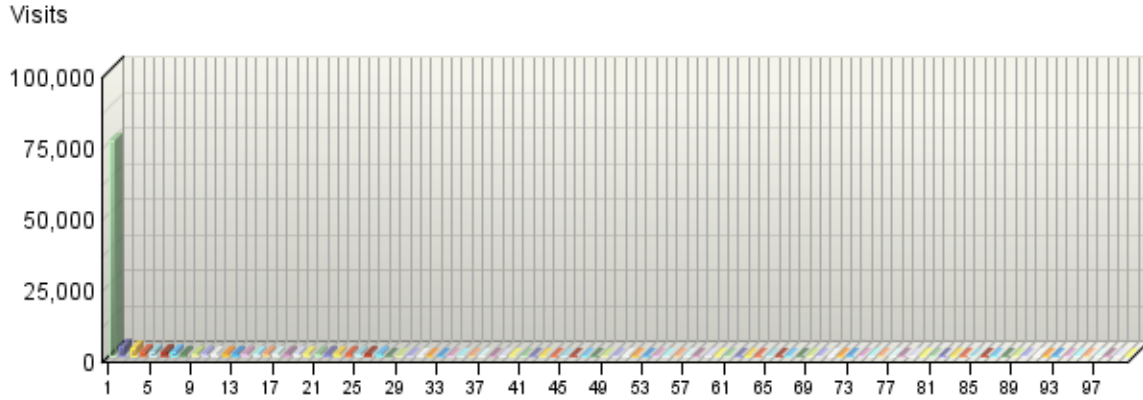
Report Descriptions

Periods of less activity can be considered good times for maintenance and content improvement.

Organizations

If you have enabled the WebTrends GeoTrends Database for this profile, this page will list the most active companies and other organizations visiting your web site.

Organizations



Organizations

	Organization Domain Name	Visits	% Visits	Hits
■ 1.	American Registry for Internet Numbers	75,985	57.07%	94,114
	Unresolved IP Address	40,788	30.63%	48,788
	yahoo.net	28,589	21.47%	31,369
	inktomisearch.com	4,098	3.08%	4,592
	rr.com	533	0.40%	1,404
	sbcglobal.net	326	0.24%	744
	comcast.net	275	0.21%	941
	bellsouth.net	164	0.12%	433
	verizon.net	164	0.12%	436
	cox.net	128	0.10%	338
	insightbb.com	91	0.07%	561
	amazonaws.com	71	0.05%	935
	rogers.com	64	0.05%	153
	comcastbusiness.net	59	0.04%	430
	suddenlink.net	54	0.04%	88
	frontiernet.net	53	0.04%	146
	embarqhsd.net	45	0.03%	110
	qwest.net	37	0.03%	141

	Organization Domain Name	Visits	% Visits	Hits
	swbell.net	29	0.02%	36
	uiuc.edu	27	0.02%	41
	ltdomains.com	24	0.02%	38
■ 2.	Hotmail Corporation	3,503	2.63%	15,769
	Unresolved IP Address	2,756	2.07%	13,562
	phx.gbl	541	0.41%	1,879
	live.com	206	0.15%	328
■ 3.	U.S. Environmental Protection Agency	2,676	2.01%	15,119
	Unresolved IP Address	2,588	1.94%	14,673
	epa.gov	88	0.07%	446
■ 4.	Verizon Trademark Services LLC	1,335	1.00%	3,706
	verizon.net	527	0.40%	1,449
	Unresolved IP Address	269	0.20%	804
	comcast.net	246	0.18%	632
	qwest.net	94	0.07%	367
	rr.com	79	0.06%	203
	pacbell.net	26	0.02%	44
	sbcglobal.net	22	0.02%	41
	charter.com	21	0.02%	71
	embarqhsd.net	20	0.02%	50
	eastlink.ca	3	0.00%	5
	greasecar.com	3	0.00%	5
	msscweb.com	3	0.00%	3
	alltel.net	2	0.00%	2
	detroitmi.gov	2	0.00%	2
	med.uni-erlangen.de	2	0.00%	6
	telepacific.net	2	0.00%	2
	iowatelecom.net	2	0.00%	2
	phhlaw.com	2	0.00%	7
	k12.nj.us	1	0.00%	1
	mattek.com	1	0.00%	1
■ 5.	Microsoft Corp	1,269	0.95%	3,589
	live.com	795	0.60%	2,361
	Unresolved IP Address	419	0.31%	1,107
	phx.gbl	52	0.04%	118
	msn.com	2	0.00%	2
	microsoft.com	1	0.00%	1
■ 6.	Asia Pacific Network Information Center, Pty. Ltd.	1,139	0.86%	1,712
	inktomisearch.com	706	0.53%	749

Organization	Domain Name	Visits	% Visits	Hits
	Unresolved IP Address	350	0.26%	732
	optusnet.com.au	17	0.01%	25
	hinet.net	10	0.01%	48
	edu.pk	7	0.01%	12
	bigpond.net.au	7	0.01%	7
	connect.net.au	5	0.00%	9
	tulipconnect.com	4	0.00%	6
	youtele.com	4	0.00%	4
	point.ne.jp	3	0.00%	65
	nmrl.res.in	2	0.00%	2
	xtra.co.nz	2	0.00%	2
	pie.net.pk	2	0.00%	16
	pacenet-india.com	2	0.00%	2
	jazi.net	1	0.00%	1
	railnet.gov.in	1	0.00%	3
	yahoo.com	1	0.00%	1
	sparqnet.net	1	0.00%	1
	intnet.mu	1	0.00%	1
	intsurf.ne.jp	1	0.00%	1
■ 7.	EXCALIBUR Group, A Time Warner Company	1,110	0.83%	2,059
	Unresolved IP Address	718	0.54%	1,050
	rr.com	304	0.23%	886
	clearwire-dns.net	25	0.02%	32
	mindspring.com	6	0.00%	6
	sunflower.com	4	0.00%	6
	tvconnect.net	4	0.00%	12
	patmedia.net	4	0.00%	4
	wideopenwest.com	4	0.00%	9
	cavtel.net	3	0.00%	4
	midco.net	3	0.00%	4
	knology.net	3	0.00%	3
	huntel.net	2	0.00%	2
	treca.org	2	0.00%	6
	wavecable.com	2	0.00%	2
	teamparadigm.com	2	0.00%	5
	anvilcom.com	2	0.00%	3
	llix.net	2	0.00%	2
	sacoriver.net	1	0.00%	1
	thailandimports.com	1	0.00%	1

	Organization Domain Name	Visits	% Visits	Hits
	bluebridgenetworks.net	1	0.00%	1
■ 8.	Internet Assigned Numbers Authority	949	0.71%	3,626
	Unresolved IP Address	429	0.32%	1,699
	122.airtelbroadband.in	127	0.10%	476
	vsnl.net.in	30	0.02%	237
	entireweb.com	25	0.02%	62
	comcast.net	18	0.01%	137
	bti.net.ph	18	0.01%	34
	charter.com	17	0.01%	45
	abo.wanadoo.fr	16	0.01%	25
	rr.com	15	0.01%	32
	pldt.net	14	0.01%	62
	internetserviceteam.com	12	0.01%	44
	alltel.net	11	0.01%	14
	netvision.net.il	11	0.01%	30
	sky.com	10	0.01%	49
	verizon.net	10	0.01%	16
	ucom.ne.jp	10	0.01%	18
	ocn.ne.jp	8	0.01%	76
	rogers.com	8	0.01%	24
	youtele.com	7	0.01%	10
	net.t-com.hr	7	0.01%	13
■ 9.	RIPE Network Coordination Centre	834	0.63%	4,830
	Unresolved IP Address	364	0.27%	2,940
	nextgentel.com	67	0.05%	171
	abo.wanadoo.fr	31	0.02%	224
	adsl-surfen.hetnet.nl	22	0.02%	346
	aol.com	21	0.02%	30
	retail.telecomitalia.it	13	0.01%	21
	km23546.keymachine.de	12	0.01%	12
	rima-tde.net	12	0.01%	37
	isp.belgacom.be	10	0.01%	53
	blueyonder.co.uk	9	0.01%	17
	opb.interbusiness.it	7	0.01%	15
	ttnet.net.tr	6	0.00%	7
	t-dialin.net	6	0.00%	10
	eu.int	6	0.00%	6
	uce.ac.uk	5	0.00%	6
	ctc-bg.net	5	0.00%	29
	btopenworld.com	5	0.00%	7

	Organization Domain Name	Visits	% Visits	Hits
	dclient.hispeed.ch	5	0.00%	23
	fastres.net	5	0.00%	9
	012.net.il	4	0.00%	7
■ 10.	Asia Pacific Network Information Centre	814	0.61%	2,479
	Unresolved IP Address	463	0.35%	1,434
	telkom.net.id	39	0.03%	197
	pldt.net	37	0.03%	75
	bigpond.net.au	30	0.02%	59
	tm.net.my	26	0.02%	43
	totbb.net	19	0.01%	31
	sify.net	18	0.01%	60
	hinet.net	17	0.01%	34
	asianet.co.th	17	0.01%	117
	ocn.ne.jp	16	0.01%	62
	dion.ne.jp	10	0.01%	26
	163data.com.cn	9	0.01%	83
	adsl.viettel.vn	6	0.00%	17
	ny.adsl	5	0.00%	19
	nctu.edu.tw	5	0.00%	27
	global-gateway.net.nz	5	0.00%	5
	digitelone.com	5	0.00%	10
	xtra.co.nz	5	0.00%	6
	ctinets.com	4	0.00%	4
	eth.net	4	0.00%	23
■ 11.	America Online, Inc.	767	0.58%	1,041
	aol.com	666	0.50%	913
	Unresolved IP Address	101	0.08%	128
■ 12.	Ask Jeeves Inc.	700	0.53%	2,147
	Unresolved IP Address	528	0.40%	991
	ask.com	107	0.08%	1,077
	ask.info	65	0.05%	79
■ 13.	Hollywood Interactive, Inc.	613	0.46%	1,753
	Unresolved IP Address	613	0.46%	1,753
■ 14.	Comcast Cable Communications, Inc.	561	0.42%	1,428
	comcast.net	397	0.30%	1,027
	Unresolved IP Address	164	0.12%	401
■ 15.	Latin American and Caribbean IP address Regional Registry	452	0.34%	1,271
	Unresolved IP Address	136	0.10%	370
	prod-infinitum.com.mx	65	0.05%	174

	Organization Domain Name	Visits	% Visits	Hits
	veloxzone.com.br	24	0.02%	44
	cantv.net	23	0.02%	33
	speedy.net.pe	20	0.02%	36
	telecom.net.ar	14	0.01%	31
	telesp.net.br	13	0.01%	23
	virtua.com.br	12	0.01%	96
	prima.net.ar	10	0.01%	45
	brasiltelecom.net.br	9	0.01%	65
	etb.net.co	8	0.01%	13
	fibertel.com.ar	7	0.01%	8
	vtr.net	6	0.00%	11
	speedy.com.ar	5	0.00%	10
	gvt.net.br	5	0.00%	11
	mrse.com.ar	3	0.00%	3
	vivax.com.br	3	0.00%	14
	cable.net.co	3	0.00%	4
	anteldata.net.uy	3	0.00%	12
	racsa.co.cr	3	0.00%	14
■ 16.	PROVIDER Local Registry	448	0.34%	1,634
	Unresolved IP Address	287	0.22%	1,002
	proxad.net	20	0.02%	45
	yospace.com	11	0.01%	12
	pool.t-online.hu	11	0.01%	25
	as9105.com	11	0.01%	27
	vanco.co.uk	8	0.01%	45
	home.otenet.gr	6	0.00%	12
	parsonline.net	5	0.00%	5
	ttnet.net.tr	5	0.00%	31
	pol.co.uk	4	0.00%	6
	telewest.net	4	0.00%	89
	b.astral.ro	4	0.00%	5
	access.telenet.be	4	0.00%	40
	skylogicnet.com	3	0.00%	25
	worldcom.ch	3	0.00%	6
	juntadeandalucia.es	2	0.00%	53
	rain.fr	2	0.00%	4
	adsl.forthnet.gr	2	0.00%	8
	rdsnet.ro	2	0.00%	2
	fastres.net	2	0.00%	16
■ 17.	CSC Holdings, Inc.	404	0.30%	906

	Organization Domain Name	Visits	% Visits	Hits
	optonline.net	360	0.27%	781
	Unresolved IP Address	44	0.03%	125
■ 18.	Bell South Intellectual Property Corporation	398	0.30%	937
	bellsouth.net	244	0.18%	549
	Unresolved IP Address	124	0.09%	286
	knology.net	2	0.00%	14
	bushbros.com	2	0.00%	6
	amazonaws.com	2	0.00%	4
	royal-american.com	2	0.00%	3
	wrallp.com	2	0.00%	2
	bendership.com	1	0.00%	1
	logixcom.net	1	0.00%	1
	aspadmin.net	1	0.00%	1
	alphastaff.com	1	0.00%	1
	greenlifegrocery.com	1	0.00%	1
	ghsnet.org	1	0.00%	1
	integrity.com	1	0.00%	1
	acsalaska.net	1	0.00%	3
	debsbs.com	1	0.00%	35
	elkcreek.net	1	0.00%	15
	zooatlanta.org	1	0.00%	1
	entrepreneurialctr.com	1	0.00%	1
	metrocast.net	1	0.00%	4
■ 19.	NIB	396	0.30%	1,430
	Unresolved IP Address	373	0.28%	1,321
	225/24.bsnl.in	3	0.00%	4
	89/24.bsnl.in	3	0.00%	85
	33/24.bsnl.in	2	0.00%	2
	bb-pune.bsnl.in	2	0.00%	3
	26/24.bsnl.in	2	0.00%	2
	87/24.bsnl.in	1	0.00%	1
	139/24.bsnl.in	1	0.00%	1
	9/24.bsnl.in	1	0.00%	1
	165.bsnl.in	1	0.00%	1
	69/24.bsnl.in	1	0.00%	1
	147/24.bsnl.in	1	0.00%	2
	35/24.bsnl.in	1	0.00%	1
	62/24.bsnl.in	1	0.00%	1
	206/24.bsnl.in	1	0.00%	1
	20/24.bsnl.in	1	0.00%	2

	Organization Domain Name	Visits	% Visits	Hits
	29/24.bsnl.in	1	0.00%	1
■ 20.	UUNET Technologies, Inc.	394	0.30%	3,165
	Unresolved IP Address	207	0.16%	984
	ask.com	136	0.10%	1,940
	alter.net	7	0.01%	16
	intelink.gov	6	0.00%	63
	uu.net	5	0.00%	7
	cableone.net	4	0.00%	10
	rr.com	3	0.00%	8
	environcorp.com	2	0.00%	23
	noaa.gov	2	0.00%	4
	usta.com	1	0.00%	1
	cadre5.com	1	0.00%	2
	ase.org	1	0.00%	1
	geosyntec.com	1	0.00%	1
	amcor-services.com	1	0.00%	2
	chcs.org	1	0.00%	1
	t-vdm.com	1	0.00%	1
	elpaso.net	1	0.00%	1
	acordia.com	1	0.00%	80
	ev1servers.net	1	0.00%	1
	ama-assn.org	1	0.00%	1
■ 21.	ioNET, Inc.	393	0.30%	1,526
	cuill.com	179	0.13%	385
	Unresolved IP Address	129	0.10%	974
	cosmixcorp.com	50	0.04%	70
	ttemi.com	17	0.01%	29
	cogentco.com	3	0.00%	3
	air.org	2	0.00%	2
	eheinc.com	2	0.00%	2
	ngowatch.org	1	0.00%	1
	fcedallas.org	1	0.00%	2
	bostonchamber.com	1	0.00%	7
	tampachamber.com	1	0.00%	30
	fwwatch.org	1	0.00%	1
	forestresources.org	1	0.00%	1
	orc-dc.com	1	0.00%	10
	champ-tech.com	1	0.00%	1
	acumentrics.com	1	0.00%	2
	transitcenter.com	1	0.00%	3

	Organization Domain Name	Visits	% Visits	Hits
	alexssa.net	1	0.00%	3
■ 22.	Ask Jeeves UK	387	0.29%	666
	Unresolved IP Address	387	0.29%	666
■ 23.	CHINANET beijing province network	370	0.28%	564
	Unresolved IP Address	368	0.28%	562
	bjtelecom.net	2	0.00%	2
■ 24.	Road Runner	352	0.26%	839
	rr.com	291	0.22%	697
	Unresolved IP Address	59	0.04%	138
	ferrarochoi.com	2	0.00%	4
■ 25.	EZZI.NET	349	0.26%	465
	Unresolved IP Address	347	0.26%	463
	svservers.com	1	0.00%	1
	ezzi.net	1	0.00%	1
■ 26.	CHARTER COMMUNICATIONS	345	0.26%	2,215
	charter.com	292	0.22%	2,098
	Unresolved IP Address	49	0.04%	112
	worcesterchamber.org	2	0.00%	2
	vhhospital.org	1	0.00%	1
	the-macc.org	1	0.00%	2
■ 27.	Easten Network Co.	340	0.26%	425
	Unresolved IP Address	340	0.26%	425
■ 28.	Google Inc	318	0.24%	18,899
	googlebot.com	252	0.19%	18,813
	Unresolved IP Address	66	0.05%	86
■ 29.	Qwest Communications International Inc.	316	0.24%	616
	qwest.net	206	0.15%	388
	Unresolved IP Address	100	0.08%	191
	htc.net	2	0.00%	2
	stoel.com	1	0.00%	3
	alliedadvpub.com	1	0.00%	1
	jgg.com	1	0.00%	1
	burlingtotelecom.net	1	0.00%	14
	epsilonassociates.com	1	0.00%	1
	nexus-gerard.org	1	0.00%	1
	uskh.com	1	0.00%	10
	tidelandsoil.com	1	0.00%	4
■ 30.	Become Inc.	312	0.23%	1,783
	become.com	270	0.20%	1,569
	Unresolved IP Address	42	0.03%	214

	Organization Domain Name	Visits	% Visits	Hits
■ 31.	Pacific Bell Internet Services	290	0.22%	824
	Unresolved IP Address	99	0.07%	383
	pacbell.net	52	0.04%	121
	micfo.com	24	0.02%	24
	alphared.com	19	0.01%	21
	optonline.net	16	0.01%	29
	yahoo.com	11	0.01%	37
	tds.net	9	0.01%	12
	gwtc.net	5	0.00%	12
	mindspring.com	5	0.00%	8
	nctv.com	5	0.00%	82
	choiceone.net	4	0.00%	12
	washington.edu	4	0.00%	4
	sbcglobal.net	4	0.00%	6
	rr.com	3	0.00%	14
	hargray.net	3	0.00%	4
	k12.ca.us	2	0.00%	9
	axsne.net	2	0.00%	3
	newbridgehosting.com	1	0.00%	1
	mcg.net	1	0.00%	1
	clearwire-dns.net	1	0.00%	1
■ 32.	Comcast Cable Communications Holdings, Inc.	265	0.20%	605
	comcast.net	194	0.15%	376
	Unresolved IP Address	71	0.05%	229
■ 33.	Comcast Cable Communications	254	0.19%	646
	comcast.net	179	0.13%	401
	Unresolved IP Address	75	0.06%	245
■ 34.	Videsh Sanchar Nigam Ltd - India.	249	0.19%	1,107
	vsnl.net.in	158	0.12%	780
	Unresolved IP Address	65	0.05%	244
	eth.net	8	0.01%	16
	iitm.ac.in	8	0.01%	13
	barc.gov.in	4	0.00%	43
	nal.res.in	2	0.00%	3
	cdac.in	1	0.00%	4
	ncbs.res.in	1	0.00%	2
	wii.gov.in	1	0.00%	1
	jncasr.ac.in	1	0.00%	1
■ 35.	Comcast Cable Communications, IP Services	243	0.18%	939

	Organization Domain Name	Visits	% Visits	Hits
	comcast.net	178	0.13%	720
	Unresolved IP Address	65	0.05%	219
■ 36.	Cox Communications Inc.	242	0.18%	463
	cox.net	206	0.15%	386
	Unresolved IP Address	35	0.03%	73
	pride-energy.com	1	0.00%	4
■ 37.	COX COMMUNICATIONS	238	0.18%	593
	cox.net	203	0.15%	461
	Unresolved IP Address	32	0.02%	129
	bldgcontrols.com	1	0.00%	1
	sbc Cox.net	1	0.00%	1
	entellus.com	1	0.00%	1
■ 38.	Southwestern Bell Internet Services, Inc.	236	0.18%	1,683
	Unresolved IP Address	59	0.04%	199
	seureserver.net	57	0.04%	69
	archive.org	40	0.03%	1,246
	swbell.net	25	0.02%	41
	mindspring.com	12	0.01%	32
	dreamhost.com	5	0.00%	6
	fuse.net	4	0.00%	4
	gvtc.com	3	0.00%	5
	midco.net	3	0.00%	5
	northwind-inc.com	3	0.00%	25
	juch-tech.com	2	0.00%	11
	rr.com	2	0.00%	4
	gwwoinc.com	2	0.00%	4
	cleanwaterservices.org	2	0.00%	4
	sfei.org	2	0.00%	4
	comporium.net	2	0.00%	2
	ssmhc.com	1	0.00%	1
	rogers.com	1	0.00%	1
	pasty.net	1	0.00%	1
	perspectivescs.org	1	0.00%	1
■ 39.	Comcast Cable Communications, Inc	233	0.17%	636
	comcast.net	172	0.13%	495
	Unresolved IP Address	61	0.05%	141
■ 40.	Atlantech Online, Inc.	225	0.17%	560
	freewebz.com	126	0.09%	269
	Unresolved IP Address	74	0.06%	237
	cos.com	25	0.02%	54

	Organization Domain Name	Visits	% Visits	Hits
■ 41.	FRANCE TELECOM	215	0.16%	414
	fti.net	98	0.07%	165
	Unresolved IP Address	96	0.07%	149
	abo.wanadoo.fr	19	0.01%	94
	static-ip.oleane.fr	2	0.00%	6
■ 42.	Verizon Internet Services	205	0.15%	581
	verizon.net	158	0.12%	428
	Unresolved IP Address	41	0.03%	102
	baltimorecity.gov	4	0.00%	12
	pass1.com	1	0.00%	38
	fayettevillefreelibrary.org	1	0.00%	1
■ 43.	Reliance Infocom Ltd.	198	0.15%	787
	Unresolved IP Address	186	0.14%	775
	bhu.ac.in	4	0.00%	4
	relianceworld.in	4	0.00%	4
	co.in	1	0.00%	1
	ci.org	1	0.00%	1
	unilever.com	1	0.00%	1
	uclix.net	1	0.00%	1
■ 44.	Verizon Internet Services Inc.	180	0.14%	603
	verizon.net	157	0.12%	536
	Unresolved IP Address	22	0.02%	64
	arubanetworks.com	1	0.00%	3
■ 45.	ThePlanet.com Internet Services, Inc.	175	0.13%	248
	Unresolved IP Address	158	0.12%	225
	theplanet.com	6	0.00%	6
	hostgator.com	4	0.00%	4
	darkcatalyst.com	2	0.00%	4
	clickhosting.co.uk	2	0.00%	5
	chosting.com	2	0.00%	2
	websitewelcome.com	1	0.00%	2
■ 46.	National Internet Backbone	172	0.13%	621
	Unresolved IP Address	163	0.12%	606
	nitk.ac.in	3	0.00%	7
	thirumalaichemicals.com	3	0.00%	3
	cdfd.org.in	1	0.00%	3
	cat.gov.in	1	0.00%	1
	rgcb.res.in	1	0.00%	1
■ 47.	RIPE NCC	161	0.12%	419
	Unresolved IP Address	54	0.04%	161

	Organization Domain Name	Visits	% Visits	Hits
	rima-tde.net	18	0.01%	33
	clients.your-server.de	18	0.01%	25
	ttnet.net.tr	16	0.01%	44
	arcor-ip.net	14	0.01%	25
	business.telecomitalia.it	9	0.01%	53
	live-servers.net	8	0.01%	8
	as9105.com	5	0.00%	19
	elisa-laajakaista.fi	3	0.00%	27
	proxad.net	2	0.00%	6
	broadband7.iol.cz	2	0.00%	2
	zen.co.uk	2	0.00%	2
	bezeqint.net	2	0.00%	2
	broadband6.iol.cz	1	0.00%	2
	dedibox.fr	1	0.00%	1
	cegetel.net	1	0.00%	2
	e7even.com	1	0.00%	3
	dsl.libello.mc	1	0.00%	1
	noe.estpak.ee	1	0.00%	1
	talia.net	1	0.00%	1
■ 48.	Telekom Malaysia Berhad	155	0.12%	471
	tm.net.my	80	0.06%	242
	Unresolved IP Address	72	0.05%	224
	com.my	2	0.00%	3
	edu.my	1	0.00%	2
■ 49.	Google Inc.	155	0.12%	274
	Unresolved IP Address	155	0.12%	274
■ 50.	XO Communications, Inc	154	0.12%	418
	cuill.com	64	0.05%	76
	xo.net	49	0.04%	180
	Unresolved IP Address	14	0.01%	69
	aerodyne.com	6	0.00%	25
	freightdesk.net	4	0.00%	26
	fedsources.com	3	0.00%	9
	evenlink.com	2	0.00%	2
	acnenergy.com	2	0.00%	4
	envasns.org	1	0.00%	2
	actionnet.net	1	0.00%	1
	esc12.net	1	0.00%	2
	gomoorhead.com	1	0.00%	6
	pa.net	1	0.00%	1

	Organization Domain Name	Visits	% Visits	Hits
	cablemo.net	1	0.00%	2
	cee1.org	1	0.00%	1
	laramiepetroleum.com	1	0.00%	5
	am6.net	1	0.00%	6
	transwestern.net	1	0.00%	1
■ 51.	TIDC	152	0.11%	216
	Unresolved IP Address	152	0.11%	216
■ 52.	Level 3 Communications, Inc.	147	0.11%	283
	level3.net	60	0.05%	154
	razorservers.com	30	0.02%	33
	Unresolved IP Address	24	0.02%	40
	ev1servers.net	16	0.01%	32
	level3.com	2	0.00%	5
	dsci-net.com	2	0.00%	4
	google.com	2	0.00%	2
	voipum.com	2	0.00%	3
	coxomaha.net	1	0.00%	2
	bookweb.org	1	0.00%	1
	hcsc.net	1	0.00%	1
	usablenet.com	1	0.00%	1
	4servers.com	1	0.00%	1
	elkgrove.org	1	0.00%	1
	atmc.net	1	0.00%	1
	vsat-systems.net	1	0.00%	1
	halliburton.com	1	0.00%	1
■ 53.	Colorado State University	139	0.10%	285
	colostate.edu	74	0.06%	144
	Unresolved IP Address	64	0.05%	140
	boogs	1	0.00%	1
■ 54.	Texas A&M University	135	0.10%	481
	tamu.edu	106	0.08%	347
	Unresolved IP Address	25	0.02%	114
	tamus.edu	4	0.00%	20
■ 55.	University of California, Riverside	132	0.10%	286
	ucr.edu	92	0.07%	192
	Unresolved IP Address	39	0.03%	90
	enr.local	1	0.00%	4
■ 56.	African Network Information Center	127	0.10%	414
	Unresolved IP Address	87	0.07%	296
	4u.com.gh	9	0.01%	10

	Organization Domain Name	Visits	% Visits	Hits
	link.com.eg	5	0.00%	30
	starcomms.net	5	0.00%	8
	aviso.ci	3	0.00%	12
	dst.gov.za	2	0.00%	3
	up.ac.za	2	0.00%	31
	accesskenya.com	2	0.00%	3
	bol.co.tz	2	0.00%	2
	creolink.com	1	0.00%	1
	saps.org.za	1	0.00%	1
	aphrc.org	1	0.00%	1
	telkom-ipnet.co.za	1	0.00%	4
	usiu.ac.ke	1	0.00%	1
	myt.mu	1	0.00%	1
	statssa.gov.za	1	0.00%	1
	mtn.co.za	1	0.00%	5
	intelvision.net	1	0.00%	1
	vgccl.net	1	0.00%	3
■ 57.	Yahoo	121	0.09%	259
	Unresolved IP Address	81	0.06%	162
	yahoo.com	34	0.03%	91
	inktomisearch.com	6	0.00%	6
■ 58.	Covad Communications Company	121	0.09%	285
	covad.net	97	0.07%	206
	Unresolved IP Address	20	0.02%	55
	pesystems.com	1	0.00%	4
	intarch.com	1	0.00%	18
	rkprop.com	1	0.00%	1
	tissueengineering.com	1	0.00%	1
■ 59.	University of Washington	121	0.09%	275
	washington.edu	94	0.07%	201
	Unresolved IP Address	27	0.02%	74
■ 60.	University of Florida	120	0.09%	212
	ufl.edu	90	0.07%	174
	Unresolved IP Address	23	0.02%	30
	rgp-worker	7	0.01%	8
■ 61.	University of North Carolina	118	0.09%	261
	unc.edu	91	0.07%	203
	Unresolved IP Address	27	0.02%	58
■ 62.	Michigan State University	115	0.09%	255
	msu.edu	76	0.06%	185

	Organization Domain Name	Visits	% Visits	Hits
	Unresolved IP Address	39	0.03%	70
■ 63.	Layered Technologies, Inc.	113	0.08%	125
	svservers.com	64	0.05%	65
	maxamine.net	46	0.03%	57
	ltdomains.com	1	0.00%	1
	selectservers.net	1	0.00%	1
	servolet.com	1	0.00%	1
■ 64.	Earthlink, Inc.	112	0.08%	256
	mindspring.com	83	0.06%	198
	Unresolved IP Address	15	0.01%	33
	earthlink.net	14	0.01%	25
■ 65.	Frontier Information Technologies INC	112	0.08%	472
	alexa.com	59	0.04%	365
	Unresolved IP Address	37	0.03%	78
	frontiernet.net	14	0.01%	24
	centennialpr.net	1	0.00%	4
	airtoxics.com	1	0.00%	1
■ 66.	AT&T Corp.	110	0.08%	375
	Unresolved IP Address	65	0.05%	232
	mchsi.com	32	0.02%	114
	labcorp.com	3	0.00%	3
	state.ny.us	2	0.00%	2
	state.in.us	2	0.00%	2
	ritternet.com	1	0.00%	1
	clearviewcatv.net	1	0.00%	2
	spectrolab.com	1	0.00%	1
	wrightbrownclose.com	1	0.00%	2
	burnsmc.com	1	0.00%	13
	princeizant.com	1	0.00%	3
■ 67.	PROVIDER	108	0.08%	372
	Unresolved IP Address	79	0.06%	199
	ono.com	7	0.01%	68
	bredband.comhem.se	6	0.00%	6
	caravan.ru	3	0.00%	3
	ip.zebra.lt	2	0.00%	2
	wwfepo.org	1	0.00%	64
	isp.belgacom.be	1	0.00%	1
	as13.cyberia.jo	1	0.00%	1
	business.vianw.pt	1	0.00%	1
	squ.edu.om	1	0.00%	3

	Organization Domain Name	Visits	% Visits	Hits
	kemri-nuitm.or.ke	1	0.00%	1
	fujitsu-siemens.com	1	0.00%	5
	edata.net.pl	1	0.00%	1
	ippras.ru	1	0.00%	1
	ugtel.ru	1	0.00%	4
	bas.bg	1	0.00%	12
■ 68.	North Carolina State University	108	0.08%	360
	ncsu.edu	83	0.06%	212
	Unresolved IP Address	20	0.02%	40
	rti.org	3	0.00%	86
	shealabwireless	1	0.00%	16
	leblanclaptop	1	0.00%	6
■ 69.	Websense	107	0.08%	107
	twtelecom.net	91	0.07%	91
	Unresolved IP Address	16	0.01%	16
■ 70.	AfriNIC - www.afrinic.net	107	0.08%	312
	tedata.net	33	0.02%	194
	saix.net	27	0.02%	43
	Unresolved IP Address	23	0.02%	30
	vodacom.co.za	7	0.01%	7
	netcomng.com	4	0.00%	6
	ct.co.cr	3	0.00%	9
	iam.net.ma	3	0.00%	8
	telecomplus.net	1	0.00%	1
	ey.co.za	1	0.00%	1
	centennialrd.com	1	0.00%	1
	mtn.co.za	1	0.00%	4
	accesskenya.com	1	0.00%	3
	catie.ac.cr	1	0.00%	4
	racsa.co.cr	1	0.00%	1
■ 71.	Pennsylvania State University	106	0.08%	512
	psu.edu	63	0.05%	368
	Unresolved IP Address	43	0.03%	144
■ 72.	WebVision/ATMLINK Inc.	100	0.08%	100
	Unresolved IP Address	100	0.08%	100
■ 73.	RCN	99	0.07%	480
	rcn.com	83	0.06%	378
	Unresolved IP Address	15	0.01%	101
	rpa.org	1	0.00%	1
■ 74.	Road Runner-Commercial	95	0.07%	240

	Organization Domain Name	Visits	% Visits	Hits
	rr.com	56	0.04%	169
	Unresolved IP Address	22	0.02%	41
	perkinscomm.com	2	0.00%	3
	environmentalenergytech.com	2	0.00%	2
	une.edu	2	0.00%	2
	citrus.fl.us	1	0.00%	1
	atlantisamerica.com	1	0.00%	1
	perimetersec.com	1	0.00%	1
	wswebooces.org	1	0.00%	5
	brooklynphilharmonic.org	1	0.00%	1
	carastro.com	1	0.00%	1
	techsolve.org	1	0.00%	1
	com.com	1	0.00%	1
	union.nc.us	1	0.00%	1
	pascocountyfl.net	1	0.00%	3
	ncmls.org	1	0.00%	7
■ 75.	Texas Parks & Wildlife Department	93	0.07%	96
	Unresolved IP Address	93	0.07%	96
■ 76.	University of Illinois at Urbana Champaign	90	0.07%	469
	uiuc.edu	81	0.06%	439
	Unresolved IP Address	9	0.01%	30
■ 77.	Satyam Infoway Limited	89	0.07%	205
	sify.net	73	0.05%	168
	Unresolved IP Address	13	0.01%	34
	ac.in	1	0.00%	1
	glenmarkindia.com	1	0.00%	1
	sgpgi.ac.in	1	0.00%	1
■ 78.	Comcast Cable Communications Holdings, Inc	87	0.07%	239
	comcast.net	65	0.05%	191
	Unresolved IP Address	22	0.02%	48
■ 79.	University of California, Davis	85	0.06%	223
	Unresolved IP Address	58	0.04%	174
	ucdavis.edu	27	0.02%	49
■ 80.	University of Wisconsin	85	0.06%	230
	Unresolved IP Address	50	0.04%	103
	wisc.edu	35	0.03%	127
■ 81.	Time Warner Telecom	84	0.06%	1,649
	twtelecom.net	48	0.04%	1,583
	Unresolved IP Address	18	0.01%	32

	Organization Domain Name	Visits	% Visits	Hits
	btas.com	2	0.00%	2
	cyprex.net	1	0.00%	1
	vtc.net	1	0.00%	1
	feesmith.com	1	0.00%	1
	auscorp.com	1	0.00%	2
	rhoworld.com	1	0.00%	1
	rwa.com	1	0.00%	1
	enproindustries.com	1	0.00%	4
	gaston.nc.us	1	0.00%	1
	ocnjcc.org	1	0.00%	1
	guilford.nc.us	1	0.00%	1
	advatechpacific.com	1	0.00%	13
	kern.ca.us	1	0.00%	1
	mlbam.com	1	0.00%	1
	securecomputing.com	1	0.00%	1
	cprnetwork.org	1	0.00%	1
	aaaqa.com	1	0.00%	1
■ 82.	Rutgers University	82	0.06%	202
	rutgers.edu	63	0.05%	149
	Unresolved IP Address	19	0.01%	53
■ 83.	Comite Gestor da Internet no Brasil	81	0.06%	259
	virtua.com.br	24	0.02%	87
	brasiltelecom.net.br	13	0.01%	20
	Unresolved IP Address	11	0.01%	87
	telesp.net.br	10	0.01%	27
	veloxzone.com.br	7	0.01%	12
	gvt.net.br	4	0.00%	4
	huap.uff.br	1	0.00%	5
	telemar.net.br	1	0.00%	1
	cnpdia.embrapa.br	1	0.00%	1
	intelignet.com.br	1	0.00%	1
	aloo.com.br	1	0.00%	6
	dr.ufu.br	1	0.00%	1
	baydenet.com.br	1	0.00%	1
	igeo.uff.br	1	0.00%	1
	rapix.com.br	1	0.00%	2
	uenf.br	1	0.00%	1
	neowave.com.br	1	0.00%	1
	bioagro.ufv.br	1	0.00%	1
■ 84.	Purdue University	81	0.06%	216

	Organization Domain Name	Visits	% Visits	Hits
	purdue.edu	72	0.05%	195
	Unresolved IP Address	9	0.01%	21
85.	University of Tennessee	80	0.06%	196
	Unresolved IP Address	52	0.04%	147
	utk.edu	28	0.02%	49
86.	Desert Research Institute,	80	0.06%	166
	dri.edu	65	0.05%	110
	Unresolved IP Address	15	0.01%	56
87.	Cornell University	80	0.06%	212
	cornell.edu	65	0.05%	189
	Unresolved IP Address	10	0.01%	18
	nsdl.org	5	0.00%	5
88.	Shaw Cablesystems G.P.	80	0.06%	208
	shawcable.net	55	0.04%	170
	Unresolved IP Address	24	0.02%	37
	areva.ca	1	0.00%	1
89.	Uninet	80	0.06%	230
	Unresolved IP Address	68	0.05%	196
	mahidol.ac.th	8	0.01%	30
	buu.ac.th	4	0.00%	4
90.	MTNL CAT B ISP	79	0.06%	258
	mtnl.net.in	40	0.03%	164
	bol.net.in	22	0.02%	44
	Unresolved IP Address	17	0.01%	50
91.	Columbia University	78	0.06%	162
	columbia.edu	66	0.05%	139
	Unresolved IP Address	12	0.01%	23
92.	University of Iowa	77	0.06%	101
	uiowa.edu	63	0.05%	83
	Unresolved IP Address	14	0.01%	18
93.	Duke University	76	0.06%	218
	duke.edu	64	0.05%	166
	Unresolved IP Address	12	0.01%	52
94.	Georgia Institute of Technology	76	0.06%	250
	gatech.edu	57	0.04%	200
	Unresolved IP Address	19	0.01%	50
95.	Teale Data Center	74	0.06%	259
	Unresolved IP Address	51	0.04%	217
	ca.gov	23	0.02%	42
96.	Research Triangle Institute	74	0.06%	199

	Organization Domain Name	Visits	% Visits	Hits
	rti.org	56	0.04%	147
	Unresolved IP Address	18	0.01%	52
97.	Yale University	74	0.06%	221
	yale.edu	60	0.05%	173
	Unresolved IP Address	14	0.01%	48
98.	Johns Hopkins University	73	0.05%	200
	jhsp.h.edu	35	0.03%	101
	jhu.edu	20	0.02%	40
	Unresolved IP Address	18	0.01%	59
99.	University of South Florida	72	0.05%	150
	usf.edu	37	0.03%	90
	Unresolved IP Address	30	0.02%	53
	usgs.gov	3	0.00%	4
	sstevenson2	2	0.00%	3
100.	Harvard University	70	0.05%	198
	harvard.edu	50	0.04%	137
	Unresolved IP Address	14	0.01%	39
	forest.local	3	0.00%	18
	caregroup.org	3	0.00%	4
101.	University of Arizona	70	0.05%	217
	Unresolved IP Address	38	0.03%	89
	arizona.edu	32	0.02%	128
102.	D. A. Cox Enterprises, Incorporated	70	0.05%	186
	cox.net	29	0.02%	105
	yahoo.com	18	0.01%	29
	Unresolved IP Address	7	0.01%	15
	gmavt.net	6	0.00%	17
	narrabay.com	3	0.00%	4
	thundermisthealth.org	1	0.00%	1
	greenbuildingservices.com	1	0.00%	1
	i-o.com	1	0.00%	1
	linuxkidd.com	1	0.00%	1
	cpmedical.com	1	0.00%	10
	wavesat.com	1	0.00%	1
	wildsalmoncenter.org	1	0.00%	1
103.	Ohio State University	67	0.05%	172
	ohio-state.edu	43	0.03%	112
	Unresolved IP Address	19	0.01%	41
	osumc.edu	5	0.00%	19
104.	Battelle Pacific Northwest Laboratory	67	0.05%	163

	Organization Domain Name	Visits	% Visits	Hits
	pnl.gov	61	0.05%	150
	Unresolved IP Address	6	0.00%	13
■ 105.	Internet service provider	66	0.05%	170
	asianet.co.th	31	0.02%	70
	Unresolved IP Address	29	0.02%	86
	24dvsbroadband.com	1	0.00%	4
	nesdb.go.th	1	0.00%	6
	rivernet.com.au	1	0.00%	1
	ae.net.sa	1	0.00%	1
	galbd.net	1	0.00%	1
	tri-isys.com	1	0.00%	1
■ 106.	Oregon State University	66	0.05%	204
	oregonstate.edu	53	0.04%	165
	orst.edu	7	0.01%	28
	Unresolved IP Address	6	0.00%	11
■ 107.	State of Minnesota	65	0.05%	149
	Unresolved IP Address	63	0.05%	147
	saint-paul.mn.us	1	0.00%	1
	dakota.mn.us	1	0.00%	1
■ 108.	University of California, Irvine	64	0.05%	164
	uci.edu	51	0.04%	129
	Unresolved IP Address	13	0.01%	35
■ 109.	Casablanca INT	64	0.05%	64
	upl.cz	64	0.05%	64
■ 110.	Clemson University	64	0.05%	229
	clemson.edu	45	0.03%	178
	Unresolved IP Address	19	0.01%	51
■ 111.	University of Minnesota	64	0.05%	124
	umn.edu	53	0.04%	94
	Unresolved IP Address	11	0.01%	30
■ 112.	imported inetnum object for STPL-3	64	0.05%	70
	singnet.com.sg	54	0.04%	60
	Unresolved IP Address	10	0.01%	10
■ 113.	University of Maryland	63	0.05%	134
	umd.edu	44	0.03%	99
	Unresolved IP Address	19	0.01%	35
■ 114.	USDA Office of Operations	63	0.05%	124
	Unresolved IP Address	53	0.04%	92
	fs.fed.us	8	0.01%	30
	usda.gov	2	0.00%	2

	Organization Domain Name	Visits	% Visits	Hits
■ 115.	Internet Allegiance, Inc.	62	0.05%	246
	algx.net	38	0.03%	194
	Unresolved IP Address	6	0.00%	9
	lewis-burke.com	3	0.00%	8
	eenews.net	3	0.00%	3
	nppc.org	2	0.00%	7
	eclipsethinfilms.com	2	0.00%	12
	cityofranchocordova.org	1	0.00%	2
	arcofthecapitalarea.org	1	0.00%	1
	grta.org	1	0.00%	1
	rosenthal-greene.com	1	0.00%	5
	wildlife.org	1	0.00%	1
	wusatv9.com	1	0.00%	1
	piperrudnick.com	1	0.00%	1
dejarnette.com	1	0.00%	1	
■ 116.	Iowa State University	61	0.05%	189
	iastate.edu	40	0.03%	148
	Unresolved IP Address	18	0.01%	33
	nssl.gov	2	0.00%	2
	bpsc.iastate-research-park	1	0.00%	6
■ 117.	Meridian Telekoms Inc.	61	0.05%	107
	Unresolved IP Address	56	0.04%	102
	smartbro.net	4	0.00%	4
	e2door.com	1	0.00%	1
■ 118.	Lycos, Inc	60	0.05%	80
	Unresolved IP Address	60	0.05%	80
■ 119.	HIVELOCITY VENTURES CORP	60	0.05%	66
	Unresolved IP Address	52	0.04%	56
	aprilgroup.ru	8	0.01%	10
■ 120.	Sprint - Advanced Network Services	60	0.05%	177
	embarqhsd.net	46	0.03%	120
	Unresolved IP Address	13	0.01%	53
	embarqservices.net	1	0.00%	4
■ 121.	University of California at Berkeley	59	0.04%	156
	Berkeley.EDU	55	0.04%	146
	Unresolved IP Address	4	0.00%	10
■ 122.	University of Michigan -- ITD	58	0.04%	216
	umich.edu	46	0.03%	178
	Unresolved IP Address	12	0.01%	38
■ 123.	University of Missouri at Columbia	58	0.04%	121

	Organization Domain Name	Visits	% Visits	Hits
	missouri.edu	52	0.04%	113
	Unresolved IP Address	6	0.00%	8
■ 124.	Japan Network Information Center	58	0.04%	174
	Unresolved IP Address	35	0.03%	123
	gifu-u.ac.jp	4	0.00%	7
	hokudai.ac.jp	4	0.00%	8
	kajima.co.jp	2	0.00%	2
	osaka-u.ac.jp	1	0.00%	1
	nagoya-u.ac.jp	1	0.00%	1
	bsjkk.co.jp	1	0.00%	2
	catv02.itscom.jp	1	0.00%	1
	tsukuba.ac.jp	1	0.00%	1
	denken.or.jp	1	0.00%	1
	tus.ac.jp	1	0.00%	2
	kyushu-u.ac.jp	1	0.00%	18
	index.or.jp	1	0.00%	1
	seikei.ac.jp	1	0.00%	1
	u-tokyo.ac.jp	1	0.00%	1
	mesh.ad.jp	1	0.00%	1
	nitech.ac.jp	1	0.00%	3
■ 125.	INTERLAND	57	0.04%	71
	Unresolved IP Address	36	0.03%	44
	outboundrequest.com	21	0.02%	27
■ 126.	Global Crossing	57	0.04%	900
	Unresolved IP Address	40	0.03%	661
	ucsusa.org	9	0.01%	214
	pattonboggs.com	3	0.00%	10
	gblx.net	2	0.00%	9
	trpa.org	1	0.00%	1
	dac-group.com	1	0.00%	2
	cscos.com	1	0.00%	3
■ 127.	TELEFONICA DE ESPANA	57	0.04%	259
	rima-tde.net	44	0.03%	205
	Unresolved IP Address	13	0.01%	54
■ 128.	The National Oceanic and Atmospheric Administration	57	0.04%	100
	Unresolved IP Address	52	0.04%	94
	noaa.gov	5	0.00%	6
■ 129.	University of New Hampshire	57	0.04%	241
	unh.edu	49	0.04%	221

	Organization Domain Name	Visits	% Visits	Hits
	Unresolved IP Address	8	0.01%	20
■ 130.	Hughes Network Systems	57	0.04%	121
	direcpc.com	47	0.04%	93
	Unresolved IP Address	10	0.01%	28
■ 131.	Virginia Tech CNS	57	0.04%	164
	vt.edu	41	0.03%	111
	Unresolved IP Address	16	0.01%	53
■ 132.	West Virginia University	56	0.04%	119
	Unresolved IP Address	53	0.04%	116
	wvu.edu	3	0.00%	3
■ 133.	IP pools	56	0.04%	140
	btcentralplus.com	50	0.04%	132
	Unresolved IP Address	6	0.00%	8
■ 134.	Carnegie-Mellon University	55	0.04%	142
	cmu.edu	37	0.03%	113
	Unresolved IP Address	18	0.01%	29
■ 135.	National Aeronautics and Space Administration	54	0.04%	197
	nasa.gov	28	0.02%	150
	Unresolved IP Address	22	0.02%	42
	bigelow.org	4	0.00%	5
■ 136.	DELEGATED BLOCK	53	0.04%	54
	exabot.com	53	0.04%	54
■ 137.	Oklahoma State University	53	0.04%	163
	Unresolved IP Address	28	0.02%	110
	okstate.edu	25	0.02%	53
■ 138.	PT. Telekomunikasi Indonesia	53	0.04%	566
	Unresolved IP Address	35	0.03%	370
	telkom.net.id	18	0.01%	196
■ 139.	ICF Consulting Group, Inc.	52	0.04%	322
	icfconsulting.com	38	0.03%	251
	Unresolved IP Address	14	0.01%	71
■ 140.	University of Georgia	52	0.04%	163
	uga.edu	27	0.02%	107
	Unresolved IP Address	25	0.02%	56
■ 141.	Sympatico HSE	51	0.04%	209
	dsl.bell.ca	41	0.03%	173
	Unresolved IP Address	7	0.01%	30
	sdsl.bell.ca	3	0.00%	6
■ 142.	University of Massachusetts	51	0.04%	150

	Organization Domain Name	Visits	% Visits	Hits
	umass.edu	43	0.03%	139
	Unresolved IP Address	8	0.01%	11
143.	CoreExpress	50	0.04%	52
	Unresolved IP Address	47	0.04%	47
	calpop.com	3	0.00%	5
144.	Globix	50	0.04%	121
	Unresolved IP Address	50	0.04%	121
145.	Ethiopian Telecommunication corporation	50	0.04%	113
	Unresolved IP Address	50	0.04%	113
146.	Arizona State University	50	0.04%	126
	asu.edu	35	0.03%	98
	Unresolved IP Address	15	0.01%	28
147.	The United States Centers For Disease Control	50	0.04%	248
	cdc.gov	34	0.03%	205
	Unresolved IP Address	16	0.01%	43
148.	Software Technology Park	50	0.04%	206
	Unresolved IP Address	43	0.03%	165
	itrc.res.in	5	0.00%	39
	tsm.ac.in	1	0.00%	1
	nbfgr.res.in	1	0.00%	1
149.	Century Telephone Ent., Inc.	49	0.04%	157
	centurytel.net	39	0.03%	137
	Unresolved IP Address	10	0.01%	20
150.	University of Delaware	49	0.04%	111
	udel.edu	45	0.03%	105
	Unresolved IP Address	4	0.00%	6
151.	IPG	49	0.04%	98
	pldt.net	26	0.02%	63
	Unresolved IP Address	22	0.02%	34
	mtdcp.com	1	0.00%	1
152.	North Carolina Research and Education Network	49	0.04%	109
	unc.edu	30	0.02%	69
	Unresolved IP Address	16	0.01%	37
	ncren.net	2	0.00%	2
	niss.org	1	0.00%	1
153.	China United Telecommunications Corporation	48	0.04%	197
	Unresolved IP Address	48	0.04%	197
154.	Vietnam Posts and Telecommunications	47	0.04%	272
	Unresolved IP Address	37	0.03%	179

	Organization Domain Name	Visits	% Visits	Hits
	localhost	9	0.01%	92
	vnn.vn	1	0.00%	1
155.	Louisiana State University	46	0.03%	143
	lsu.edu	24	0.02%	58
	Unresolved IP Address	22	0.02%	85
156.	KOREA TELECOM	46	0.03%	220
	Unresolved IP Address	43	0.03%	162
	yonsei.ac.kr	3	0.00%	58
157.	University of Rochester	46	0.03%	171
	rochester.edu	33	0.02%	138
	Unresolved IP Address	12	0.01%	32
	nychhc.org	1	0.00%	1
158.	University of California, Santa Barbara	46	0.03%	930
	ucsb.edu	33	0.02%	912
	Unresolved IP Address	13	0.01%	18
159.	Companhia de Telecomunicacoes de Macau	46	0.03%	48
	Unresolved IP Address	44	0.03%	46
	ctm.net	2	0.00%	2
160.	Mediacom Communications Corp	45	0.03%	87
	mchsi.com	43	0.03%	85
	Unresolved IP Address	2	0.00%	2
161.	Education and Research Network	45	0.03%	91
	Unresolved IP Address	43	0.03%	89
	ac.in	1	0.00%	1
	unigoa.ac.in	1	0.00%	1
162.	SUNY College of Environmental Science and Forestry	45	0.03%	125
	esf.edu	35	0.03%	85
	Unresolved IP Address	10	0.01%	40
163.	Argonne National Laboratory	45	0.03%	234
	anl.gov	41	0.03%	175
	Unresolved IP Address	3	0.00%	58
	anl-external.org	1	0.00%	1
164.	University of Illinois at Chicago	45	0.03%	208
	uic.edu	39	0.03%	195
	Unresolved IP Address	6	0.00%	13
165.	University of Wisconsin - Milwaukee	44	0.03%	354
	uwm.edu	40	0.03%	345
	Unresolved IP Address	4	0.00%	9
166.	Sprint PCS	44	0.03%	130

	Organization Domain Name	Visits	% Visits	Hits
	spscdns.net	34	0.03%	86
	Unresolved IP Address	10	0.01%	44
■ 167.	University of Cincinnati	44	0.03%	172
	uc.edu	36	0.03%	160
	Unresolved IP Address	8	0.01%	12
■ 168.	Data Return	44	0.03%	60
	Unresolved IP Address	44	0.03%	60
■ 169.	CITY UNIVERSITY OF NEW YORK	44	0.03%	78
	Unresolved IP Address	27	0.02%	44
	cuny.edu	14	0.01%	29
	e1215lp	2	0.00%	4
	manzo90	1	0.00%	1
■ 170.	National Center for Atmospheric Research	43	0.03%	63
	Unresolved IP Address	33	0.02%	33
	ucar.edu	10	0.01%	30
■ 171.	VERIZON	43	0.03%	131
	verizon.net	33	0.02%	87
	Unresolved IP Address	8	0.01%	24
	nyc.ny.us	1	0.00%	19
	qwest.net	1	0.00%	1
■ 172.	MIMOS BHD	43	0.03%	209
	upm.edu.my	24	0.02%	141
	Unresolved IP Address	15	0.01%	57
	mardi.my	2	0.00%	6
	edu.my	1	0.00%	1
	uthm.edu.my	1	0.00%	4
■ 173.	Deutsche Telekom AG	43	0.03%	166
	t-dialin.net	17	0.01%	85
	dip0.t-ipconnect.de	14	0.01%	32
	Unresolved IP Address	10	0.01%	47
	isp.t-ipnet.de	2	0.00%	2
■ 174.	America OnLine	43	0.03%	134
	aol.com	39	0.03%	117
	Unresolved IP Address	4	0.00%	17
■ 175.	Woods Hole Oceanographic Institution	43	0.03%	90
	whoi.edu	33	0.02%	70
	Unresolved IP Address	6	0.00%	8
	mbl.edu	3	0.00%	9
	whoi.net	1	0.00%	3
■ 176.	Concentric Network Corporation	43	0.03%	336

	Organization Domain Name	Visits	% Visits	Hits
	cnc.net	20	0.02%	108
	Unresolved IP Address	18	0.01%	217
	xo.net	3	0.00%	6
	nescaum.org	2	0.00%	5
177.	SUNY at Stony Brook	43	0.03%	116
	sunysb.edu	40	0.03%	113
	stonybrook.edu	2	0.00%	2
	Unresolved IP Address	1	0.00%	1
178.	Stanford University Network	42	0.03%	353
	stanford.edu	37	0.03%	331
	Unresolved IP Address	5	0.00%	22
179.	University of California, Los Angeles	42	0.03%	87
	ucla.edu	27	0.02%	51
	Unresolved IP Address	15	0.01%	36
180.	University of Hawaii	42	0.03%	116
	hawaii.edu	29	0.02%	76
	Unresolved IP Address	11	0.01%	34
	state.hi.us	1	0.00%	5
	bishopmuseum.org	1	0.00%	1
181.	U.S. Geological Survey	42	0.03%	107
	usgs.gov	30	0.02%	72
	Unresolved IP Address	12	0.01%	35
182.	GCI	42	0.03%	136
	gci.net	28	0.02%	120
	Unresolved IP Address	11	0.01%	13
	arcus.org	2	0.00%	2
	asrc.com	1	0.00%	1
183.	University of Southern California	40	0.03%	122
	usc.edu	33	0.02%	106
	Unresolved IP Address	5	0.00%	9
	isi.edu	2	0.00%	7
184.	Auburn University	40	0.03%	93
	auburn.edu	30	0.02%	61
	Unresolved IP Address	10	0.01%	32
185.	University of Colorado	40	0.03%	130
	colorado.edu	28	0.02%	100
	Unresolved IP Address	12	0.01%	30
186.	New York University	39	0.03%	88
	nyu.edu	20	0.02%	38
	Unresolved IP Address	18	0.01%	49

	Organization Domain Name	Visits	% Visits	Hits
	msnyuhealth.org	1	0.00%	1
■ 187.	Battelle Memorial Institute	39	0.03%	122
	Unresolved IP Address	26	0.02%	71
	battelle.com	13	0.01%	51
■ 188.	CNCGROUP Beijing province network	38	0.03%	85
	Unresolved IP Address	38	0.03%	85
■ 189.	Baylor College of Medicine	38	0.03%	123
	tmc.edu	25	0.02%	100
	Unresolved IP Address	13	0.01%	23
■ 190.	Texas Tech University	38	0.03%	132
	ttu.edu	35	0.03%	126
	Unresolved IP Address	3	0.00%	6
■ 191.	ComSource, Inc	38	0.03%	109
	Unresolved IP Address	20	0.02%	66
	cdm.com	6	0.00%	8
	netmechanic.com	4	0.00%	7
	usfilter.com	2	0.00%	15
	host130.118.88.63	1	0.00%	1
	picarro.com	1	0.00%	3
	englobal.com	1	0.00%	2
	jrad.us	1	0.00%	1
	ninthhouse.com	1	0.00%	5
	lairdtech.com	1	0.00%	1
■ 192.	NTT Resonant Incorporated	38	0.03%	1,336
	goo.ne.jp	38	0.03%	1,336
■ 193.	National Institutes of Health	38	0.03%	70
	nih.gov	29	0.02%	50
	Unresolved IP Address	9	0.01%	20
■ 194.	University of South Carolina	37	0.03%	70
	Unresolved IP Address	28	0.02%	56
	sc.edu	9	0.01%	14
■ 195.	Utah State University	37	0.03%	104
	usu.edu	36	0.03%	103
	Unresolved IP Address	1	0.00%	1
■ 196.	Massachusetts Institute of Technology	37	0.03%	89
	mit.edu	19	0.01%	69
	Unresolved IP Address	13	0.01%	14
	w3.org	5	0.00%	6
■ 197.	CHINANET Guangdong province network	37	0.03%	165
	163data.com.cn	30	0.02%	150

	Organization Domain Name	Visits	% Visits	Hits
	Unresolved IP Address	7	0.01%	15
■ 198.	State of Washington/Department of Ecology	37	0.03%	491
	Unresolved IP Address	37	0.03%	491
■ 199.	Cellco Partnership DBA Verizon Wireless	36	0.03%	115
	myvzw.com	31	0.02%	108
	Unresolved IP Address	5	0.00%	7
■ 200.	Wanadoo Portails	36	0.03%	46
	fti.net	36	0.03%	46
	Other	20,767	15.60%	75,488
	Total	133,148	100.00%	311,510

items 1-200 of 200

Organizations - Help Card



Column Definitions

Organization

The name of the organization, which could be a company, a government agency, a school, or any other type of organization. This name was determined by either of the following methods:

- The visitor's IP address matched an Intranet Domain configuration within the Admin Console.
- Looking up the visitor's IP address in the WebTrends GeoTrends Database.

Unknown

The organization could not be determined.

Domain Name

The text name (for example, webtrends.com) corresponding to the visitor's IP address. The domain name can be determined from any of the following methods:

- The domain was logged by the web server.
- The IP address matched an Intranet Domain configuration within the Admin Console.
- DNS resolution.

IP addresses that do not resolve to a domain by these methods are categorized as follows:

- Reserved IP Address - The IP address falls within a block of reserved addresses. For example, 192.168.x.x and 10.x.x.x addresses are reserved for private networks.
- Unresolved IP Address - Category for IP addresses that did not resolve to a domain (perhaps because DNS resolution was disabled).

The domain name shown is the second-level domain name, such as webtrends.com. For example, all visitors from sales.webtrends.com, us.sales.webtrends.com, and service.webtrends.com are combined in the statistics for webtrends.com. If the top-level domain name is a country code, then the third-level domain name is shown also (for example, anycompany.com.au).

Visits

Number of visits to your site from this organization. A visit is a series of actions that begins when a visitor views their first page from the server, and ends when the visitor leaves the site or remains idle beyond the idle-time limit. The default idle-time limit is thirty minutes. This time limit can be changed by the system administrator.

Hits

Number of hits to your site from this organization. Each file requested by a visitor registers as a hit. There can be several hits on each page. While the volume of hits reflects the amount of server traffic, it is not an accurate reflection of the number of pages viewed.



Report Descriptions

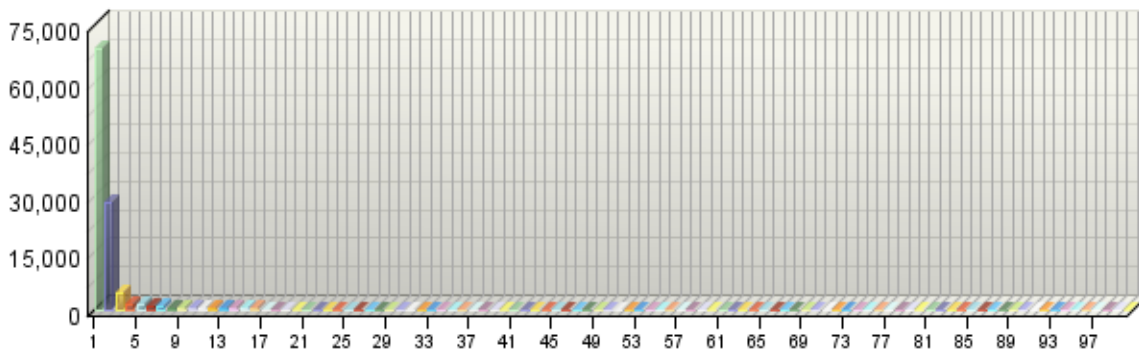
Use this information when you are interested in an organization as a whole, such as Webtrends Inc. You can identify the major domain names from each company, such as webtrends.com from WebTrends Inc.

Domain Names

This report lists the domain name that generates the most activity to your web site.

Domain Names

Visits



Domain Names

	Domain Name	Visits	% Visits	Hits
1.	Unresolved IP Address	68,699	51.60%	151,646
2.	yahoo.net	28,595	21.48%	31,380
3.	inktomisearch.com	4,810	3.61%	5,347
4.	comcast.net	1,724	1.29%	4,920
5.	rr.com	1,286	0.97%	3,417
6.	verizon.net	1,052	0.79%	2,955
7.	live.com	1,001	0.75%	2,689
8.	aol.com	726	0.55%	1,060
9.	phx.gbl	593	0.45%	1,997
10.	cox.net	568	0.43%	1,293
11.	bellsouth.net	409	0.31%	985
12.	qwest.net	384	0.29%	964
13.	optonline.net	378	0.28%	812
14.	charter.com	364	0.27%	2,310
15.	sbcglobal.net	363	0.27%	821
16.	become.com	270	0.20%	1,569
17.	pacbell.net	252	0.19%	676
18.	googlebot.com	252	0.19%	18,813
19.	ask.com	243	0.18%	3,017

	Domain Name	Visits	% Visits	Hits
20.	cuill.com	243	0.18%	461
21.	vsnl.net.in	191	0.14%	1,056
22.	ameritech.net	171	0.13%	474
23.	twtelecom.net	156	0.12%	1,700
24.	swbell.net	151	0.11%	422
25.	mindspring.com	144	0.11%	323
26.	fti.net	134	0.10%	211
27.	122.airtelbroadband.in	127	0.10%	476
28.	freewebz.com	126	0.09%	269
29.	unc.edu	122	0.09%	273
30.	covad.net	120	0.09%	272
31.	tm.net.my	115	0.09%	331
32.	embarqhsd.net	112	0.08%	281
33.	uiuc.edu	108	0.08%	480
34.	tamu.edu	106	0.08%	347
35.	washington.edu	98	0.07%	205
36.	dsl.bell.ca	97	0.07%	261
37.	pldt.net	93	0.07%	237
38.	ucr.edu	92	0.07%	192
39.	sify.net	92	0.07%	229
40.	insightbb.com	91	0.07%	561
41.	rcn.com	91	0.07%	406
42.	army.mil	91	0.07%	386
43.	ufl.edu	90	0.07%	174
44.	usgs.gov	89	0.07%	192
45.	epa.gov	88	0.07%	446
46.	rima-tde.net	87	0.07%	301
47.	163data.com.cn	83	0.06%	454
48.	ncsu.edu	83	0.06%	212
49.	rogers.com	81	0.06%	213
50.	mchsi.com	81	0.06%	208
51.	msu.edu	77	0.06%	186
52.	colostate.edu	74	0.06%	144
53.	comcastbusiness.net	73	0.05%	459
54.	amazonaws.com	73	0.05%	939
55.	purdue.edu	72	0.05%	195
56.	abo.wanadoo.fr	72	0.05%	359
57.	btcentralplus.com	71	0.05%	214
58.	suddenlink.net	67	0.05%	108
59.	nextgentel.com	67	0.05%	171
60.	frontiernet.net	67	0.05%	170

	Domain Name	Visits	% Visits	Hits
61.	columbia.edu	66	0.05%	139
62.	ask.info	65	0.05%	79
63.	svservers.com	65	0.05%	66
64.	prod-infinitem.com.mx	65	0.05%	174
65.	dri.edu	65	0.05%	110
66.	xo.net	65	0.05%	237
67.	hinet.net	65	0.05%	208
68.	cornell.edu	65	0.05%	189
69.	yahoo.com	64	0.05%	158
70.	duke.edu	64	0.05%	166
71.	upl.cz	64	0.05%	64
72.	uiowa.edu	63	0.05%	83
73.	rutgers.edu	63	0.05%	149
74.	psu.edu	63	0.05%	368
75.	algx.net	62	0.05%	221
76.	nih.gov	62	0.05%	127
77.	level3.net	61	0.05%	155
78.	pnl.gov	61	0.05%	150
79.	yale.edu	60	0.05%	173
80.	missouri.edu	60	0.05%	139
81.	noaa.gov	60	0.05%	118
82.	alexa.com	59	0.04%	365
83.	rti.org	59	0.04%	233
84.	shawcable.net	58	0.04%	176
85.	secureserver.net	58	0.04%	70
86.	asianet.co.th	58	0.04%	198
87.	telkom.net.id	58	0.04%	394
88.	gatech.edu	57	0.04%	200
89.	telus.net	56	0.04%	246
90.	singnet.com.sg	56	0.04%	62
91.	oregonstate.edu	56	0.04%	178
92.	Berkeley.EDU	55	0.04%	146
93.	myvzw.com	54	0.04%	153
94.	centurytel.net	54	0.04%	208
95.	umn.edu	53	0.04%	94
96.	ntl.com	53	0.04%	133
97.	exabot.com	53	0.04%	54
98.	uci.edu	51	0.04%	129
99.	saix.net	51	0.04%	82
100.	cosmixcorp.com	50	0.04%	70
101.	harvard.edu	50	0.04%	137

	Domain Name	Visits	% Visits	Hits
102.	alltel.net	49	0.04%	86
103.	unh.edu	49	0.04%	221
104.	bigpond.net.au	48	0.04%	78
105.	direcpc.com	47	0.04%	93
106.	clearwire-dns.net	46	0.03%	73
107.	umich.edu	46	0.03%	178
108.	maxamine.net	46	0.03%	57
109.	clemsun.edu	45	0.03%	178
110.	archive.org	45	0.03%	1,253
111.	udel.edu	45	0.03%	105
112.	t-dialin.net	45	0.03%	135
113.	mtnl.net.in	44	0.03%	174
114.	umd.edu	44	0.03%	99
115.	ohio-state.edu	43	0.03%	112
116.	ttnet.net.tr	43	0.03%	112
117.	umass.edu	43	0.03%	139
118.	af.mil	43	0.03%	85
119.	navy.mil	41	0.03%	87
120.	vt.edu	41	0.03%	111
121.	stanford.edu	41	0.03%	338
122.	anl.gov	41	0.03%	175
123.	sunysb.edu	40	0.03%	113
124.	optusnet.com.au	40	0.03%	78
125.	iastate.edu	40	0.03%	148
126.	uwm.edu	40	0.03%	345
127.	rice.edu	40	0.03%	123
128.	snet.net	39	0.03%	150
129.	uic.edu	39	0.03%	195
130.	goo.ne.jp	38	0.03%	1,336
131.	icfconsulting.com	38	0.03%	251
132.	cmu.edu	37	0.03%	113
133.	usf.edu	37	0.03%	90
134.	cableone.net	37	0.03%	101
135.	ucdavis.edu	37	0.03%	86
136.	usu.edu	36	0.03%	103
137.	uc.edu	36	0.03%	160
138.	aspadmin.net	36	0.03%	76
139.	virtua.com.br	36	0.03%	183
140.	tedata.net	35	0.03%	207
141.	jhsph.edu	35	0.03%	101
142.	ca.gov	35	0.03%	64

	Domain Name	Visits	% Visits	Hits
143.	wisc.edu	35	0.03%	127
144.	ocn.ne.jp	35	0.03%	191
145.	ttu.edu	35	0.03%	126
146.	barak-online.net	35	0.03%	41
147.	asu.edu	35	0.03%	98
148.	esf.edu	35	0.03%	85
149.	usc.edu	34	0.03%	107
150.	cdc.gov	34	0.03%	205
151.	proxad.net	34	0.03%	128
152.	spscdns.net	34	0.03%	86
153.	who.edu	33	0.02%	70
154.	wideopenwest.com	33	0.02%	60
155.	ucsb.edu	33	0.02%	912
156.	rochester.edu	33	0.02%	138
157.	speakeasy.net	33	0.02%	47
158.	montana.edu	33	0.02%	76
159.	arizona.edu	32	0.02%	128
160.	fs.fed.us	32	0.02%	84
161.	cgocable.net	32	0.02%	190
162.	ono.com	31	0.02%	149
163.	veloxzone.com.br	31	0.02%	56
164.	blueyonder.co.uk	31	0.02%	58
165.	mc.videotron.ca	31	0.02%	507
166.	house.gov	30	0.02%	78
167.	razorservers.com	30	0.02%	33
168.	upenn.edu	30	0.02%	137
169.	auburn.edu	30	0.02%	61
170.	nsf.gov	30	0.02%	80
171.	cantv.net	29	0.02%	40
172.	retail.telecomitalia.it	29	0.02%	43
173.	hawaii.edu	29	0.02%	76
174.	bresnan.net	29	0.02%	83
175.	colorado.edu	28	0.02%	100
176.	utk.edu	28	0.02%	49
177.	gci.net	28	0.02%	120
178.	dip0.t-ipconnect.de	28	0.02%	49
179.	uga.edu	28	0.02%	108
180.	nasa.gov	28	0.02%	150
181.	arcor-ip.net	28	0.02%	65
182.	emory.edu	28	0.02%	104
183.	isp.belgacom.be	28	0.02%	78

	Domain Name	Visits	% Visits	Hits
184.	fuse.net	27	0.02%	44
185.	utah.edu	27	0.02%	82
186.	afternic.com	27	0.02%	27
187.	btopenworld.com	27	0.02%	47
188.	tds.net	27	0.02%	48
189.	indiana.edu	27	0.02%	95
190.	pitt.edu	27	0.02%	96
191.	ucla.edu	27	0.02%	51
192.	intergraph.com	27	0.02%	100
193.	tufts.edu	27	0.02%	193
194.	admin.ch	27	0.02%	27
195.	ntc.net.pk	26	0.02%	105
196.	nodak.edu	26	0.02%	73
197.	ucsd.edu	26	0.02%	180
198.	maine.edu	26	0.02%	114
199.	wsu.edu	26	0.02%	74
200.	ornl.gov	26	0.02%	81
201.	utexas.edu	26	0.02%	47
202.	atlantech.net	26	0.02%	59
203.	fastsearch.net	25	0.02%	1,269
204.	bulldogdsl.com	25	0.02%	66
205.	state.nj.us	25	0.02%	68
206.	okstate.edu	25	0.02%	53
207.	uconn.edu	25	0.02%	66
208.	tmc.edu	25	0.02%	100
209.	ltdomains.com	25	0.02%	39
210.	entireweb.com	25	0.02%	62
211.	cos.com	25	0.02%	54
212.	micfo.com	24	0.02%	24
213.	odu.edu	24	0.02%	48
214.	adsl-surfen.hetnet.nl	24	0.02%	349
215.	uh.edu	24	0.02%	104
216.	ucsc.edu	24	0.02%	99
217.	iupui.edu	24	0.02%	53
218.	lsu.edu	24	0.02%	58
219.	umontana.edu	24	0.02%	49
220.	upm.edu.my	24	0.02%	141
221.	ciit.org	24	0.02%	70
222.	uri.edu	23	0.02%	64
223.	link.com.eg	23	0.02%	116
224.	theplanet.com	23	0.02%	241

	Domain Name	Visits	% Visits	Hits
225.	usda.gov	23	0.02%	37
226.	maxonline.com.sg	23	0.02%	68
227.	telesp.net.br	23	0.02%	50
228.	uaf.edu	23	0.02%	128
229.	fiu.edu	23	0.02%	91
230.	livedns.org.uk	22	0.02%	36
231.	vims.edu	22	0.02%	49
232.	brasiltelecom.net.br	22	0.02%	85
233.	bol.net.in	22	0.02%	44
234.	nmsu.edu	22	0.02%	61
235.	cavtel.net	22	0.02%	52
236.	state.or.us	22	0.02%	104
237.	ev1servers.net	22	0.02%	38
238.	pie.net.pk	22	0.02%	65
239.	uidaho.edu	22	0.02%	115
240.	business.telecomitalia.it	22	0.02%	101
241.	ip.fastwebnet.it	22	0.02%	86
242.	osti.gov	21	0.02%	26
243.	tamus.edu	21	0.02%	37
244.	outboundrequest.com	21	0.02%	27
245.	as9105.com	21	0.02%	55
246.	mtu.edu	21	0.02%	64
247.	jhu.edu	20	0.02%	40
248.	va.gov	20	0.02%	24
249.	musc.edu	20	0.02%	33
250.	speedy.net.pe	20	0.02%	36
251.	nyu.edu	20	0.02%	38
252.	cnc.net	20	0.02%	108
253.	state.ct.us	20	0.02%	83
254.	caltech.edu	20	0.02%	79
255.	unknown.uunet.be	20	0.02%	29
256.	bu.edu	20	0.02%	57
257.	prtc.net	19	0.01%	28
258.	msstate.edu	19	0.01%	93
259.	bti.net.ph	19	0.01%	35
260.	drexel.edu	19	0.01%	82
261.	unl.edu	19	0.01%	59
262.	wildblue.net	19	0.01%	28
263.	netvision.net.il	19	0.01%	39
264.	bezeqint.net	19	0.01%	88
265.	alphared.com	19	0.01%	21

	Domain Name	Visits	% Visits	Hits
266.	totbb.net	19	0.01%	31
267.	mit.edu	19	0.01%	69
268.	umces.edu	18	0.01%	42
269.	eth.net	18	0.01%	53
270.	syr.edu	18	0.01%	121
271.	xtra.co.nz	18	0.01%	23
272.	aliant.net	18	0.01%	24
273.	dupont.com	18	0.01%	87
274.	unt.edu	18	0.01%	48
275.	clients.your-server.de	18	0.01%	25
276.	internetserviceteam.com	18	0.01%	50
277.	about.com	18	0.01%	19
278.	uoregon.edu	18	0.01%	28
279.	doe.gov	18	0.01%	77
280.	telecom.net.ar	17	0.01%	41
281.	dsl.net	17	0.01%	49
282.	savvis.net	17	0.01%	30
283.	bagan.net.mm	17	0.01%	32
284.	uitm.edu.my	17	0.01%	41
285.	nyc.gov	17	0.01%	171
286.	hc-sc.gc.ca	17	0.01%	29
287.	adsl.tpnet.pl	17	0.01%	61
288.	mycingular.net	17	0.01%	60
289.	bbtec.net	17	0.01%	19
290.	earthlink.net	17	0.01%	31
291.	ttemi.com	17	0.01%	29
292.	att.net	17	0.01%	21
293.	sandia.gov	17	0.01%	57
294.	knology.net	17	0.01%	35
295.	ucom.ne.jp	16	0.01%	26
296.	bmezine.com	16	0.01%	16
297.	chula.ac.th	16	0.01%	33
298.	state.tx.us	16	0.01%	37
299.	hawaiiantel.net	16	0.01%	30
300.	megapath.net	16	0.01%	21
Subtotal for rows: 1 - 300		124,129	93.23%	280,026
Other		9,019	6.77%	31,484
Total		133,148	100.00%	311,510

items 1-300 of 2000

Domain Names - Help Card



Column Definitions

Domain Name

The text name (for example, webtrends.com) corresponding to the visitor's IP address. The domain name can be determined from any of the following methods:

- The domain was logged by the web server.
- The IP address matched an Intranet Domain configuration within the Admin Console.
- DNS resolution.

IP addresses that do not resolve to a domain by these methods are categorized as follows:

- Reserved IP Address - The IP address falls within a block of reserved addresses. For example, 192.168.x.x and 10.x.x.x addresses are reserved for private networks.
- Unresolved IP Address - Category for IP addresses that did not resolve to a domain (perhaps because DNS resolution was disabled).

The domain name shown is the second-level domain name, such as webtrends.com. For example, all visitors from sales.webtrends.com, us.sales.webtrends.com, and service.webtrends.com are combined in the statistics for webtrends.com. If the top-level domain name is a country code, then the third-level domain name is shown also (for example, anycompany.com.au).

Visits

Number of visits to your site from this domain name. A visit is a series of actions that begins when a visitor views their first page from the server, and ends when the visitor leaves the site or remains idle beyond the idle-time limit. The default idle-time limit is thirty minutes. This time limit can be changed by the system administrator.

Hits

Number of hits to your site from this domain name. Each file requested by a visitor registers as a hit. There can be several hits on each page. While the volume of hits reflects the amount of server traffic, it is not an accurate reflection of the number of pages viewed.



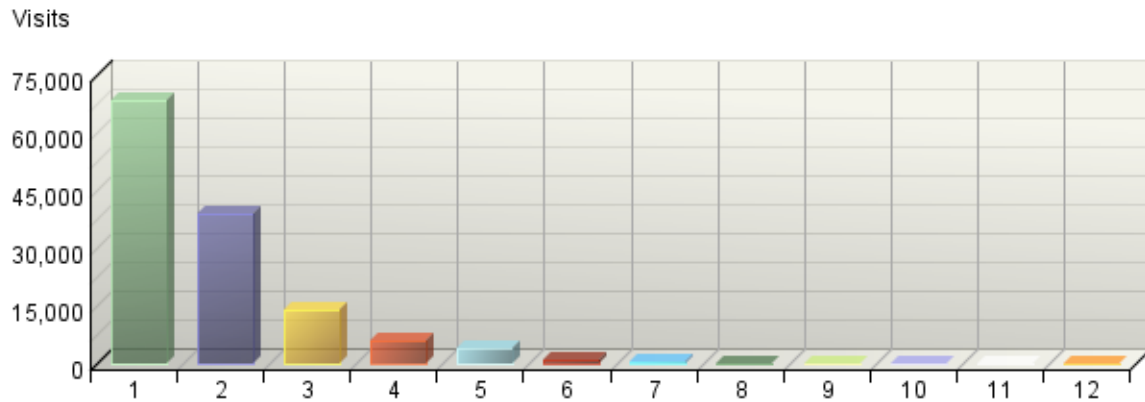
Report Descriptions

Use this information when you are interested in high-level domain names of visitors generating the most activity to your web site.

Top-Level Domain Types

This report provides a breakdown of top-level domain types.

Top-Level Domain Types



Top-Level Domain Types

Top-Level Domain Types	Visits	% Visits	Hits
Unresolved IP Address	68,699	51.60%	151,646
Network	38,796	29.14%	61,460
Commercial	13,817	10.38%	55,042
Education	5,837	4.38%	18,971
Unknown	4,059	3.05%	16,828
Government	1,001	0.75%	3,438
Organization	617	0.46%	3,253
Military	218	0.16%	701
Informational	78	0.06%	94
ARPANET	13	0.01%	55
International	11	0.01%	13
Business	2	0.00%	9
Total	133,148	100.00%	311,510

items 1-12 of 12

Top-Level Domain Types - Help Card



Column Definitions

Reserved IP Address

The IP address falls within a block of reserved addresses. For example, 192.168.x.x and 10.x.x.x addresses are reserved for private networks.

Unresolved IP Address

Category for IP addresses that did not resolve to a domain (perhaps because DNS resolution was disabled).

Unknown

The domain suffix did not match any of the top-level domain categories.

Top-Level Domain

The suffix of a domain name. A top-level domain can be based on the type of organization (.com, .edu, .museum, .name, etc) or it can be a country code (.uk, .de, .jp, .us, etc.). The top-level domain can be used to identify the type of web site. The following is a partial list of how this report categorizes top-level domains:

- ARPANET: .arpa
- Commercial: .com .co .com.[country code] .co.[country code] .firm.co .firm.ve .ltd.uk .info .biz
- Education: .edu .edu.[country-code] .ed.[country code] .ac.[country code] .school.[country code] .k12.[country code] .re.kr .sch.uk .edunet.tn
- International: .int .int.co .int.ve .intl.tn
- Government: .gov .gov.[country code] .gove.[country code] .go.[country code]
- Military: .mil .mil.[country code]
- Network: .net .ad.jp .ne.kr .net.[country code]
- Organization: .org .or .org.[country code] .or.[country code]
- Personal: .name

Visits

Number of visits to your site from the specified top-level domain. A visit is a series of actions that begins when a visitor views their first page from the server, and ends when the visitor leaves the site or remains idle beyond the idle-time limit. The default idle-time limit is thirty minutes. This time limit can be changed by the system administrator.

Hits

Number of hits to your site from the specified top-level domain. Each file requested by a visitor registers as a hit. There can be several hits on each page. While the volume of hits reflects the amount of server traffic, it is not an accurate reflection of the number of pages viewed.



Report Descriptions

Consider which types of organizations are interested in your site, and consider how you can interest other types of organizations.

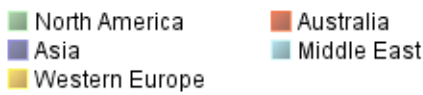
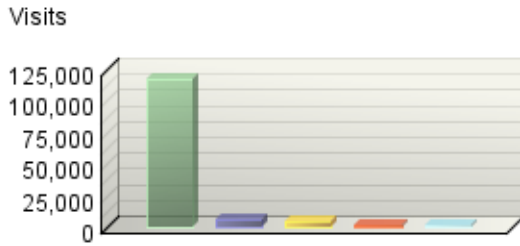
Note: This information can be displayed only if reverse DNS lookups have been performed. Even when DNS lookups are performed, some IP addresses cannot be resolved to a domain name.

Total - This represents the total visits or hits where there was sufficient information to identify the top-level domain. This number may be less than the total activity overall.

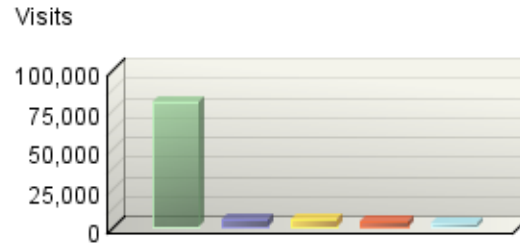
Geography Dashboard

This page contains key graphs and tables that provide an overview of this chapter. When viewing through the on-demand interface, you can click on the title of a graph or table to navigate to the corresponding page.

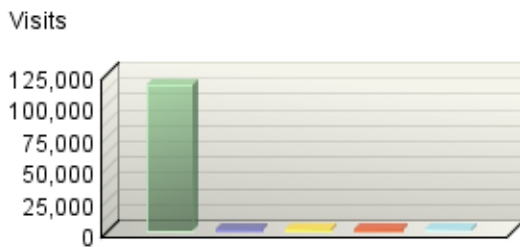
Regions



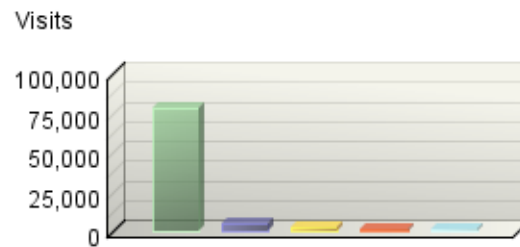
North American States and Provinces



Countries



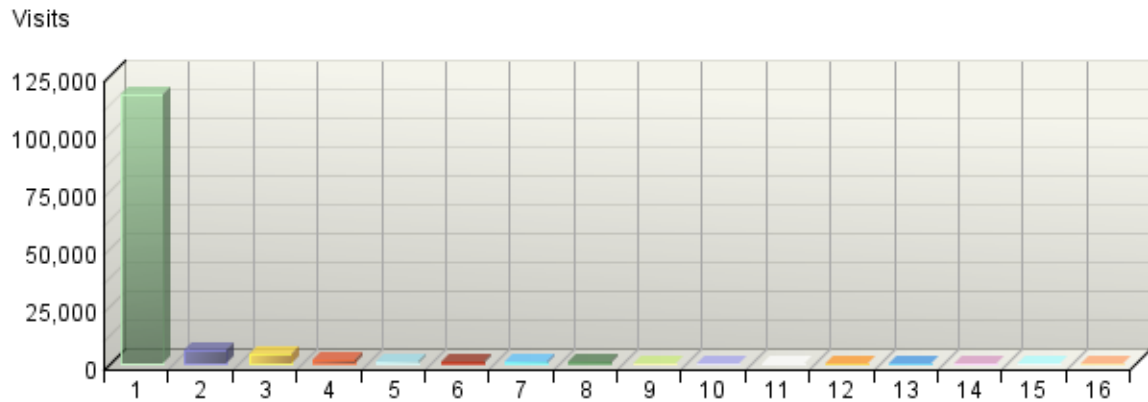
Cities



Regions

This report identifies the top geographic regions of the visitors to your site.

Regions



Regions

Regions	Visits	% Visits
1. North America	117,076	87.93%
2. Asia	5,691	4.27%
3. Western Europe	4,569	3.43%
4. Australia	2,032	1.53%
5. Middle East	898	0.67%
6. South America	685	0.51%
7. Eastern Europe	639	0.48%
8. Northern Europe	502	0.38%
9. Southern Africa	291	0.22%
10. Eastern Africa	205	0.15%
11. Northern Africa	192	0.14%
12. Caribbean Islands	130	0.10%
13. Pacific Islands	99	0.07%
14. Western Africa	88	0.07%
15. Central America	47	0.04%
16. Central Africa	4	0.00%
Total	133,148	100.00%

items 1-16 of 16

Regions - Help Card



Column Definitions

Regions

The geographic part of the world where visitors to your web site are located. "Unspecified Region" represents visitors whose geographic region could not be determined. "Unknown Region" represents visitors whose country has been determined but not identified with a specific region. If the WebTrends GeoTrends Database is turned on for this profile, the region is determined by looking up the visitor's IP address in this database. If GeoTrends is not enabled, the region will be determined from the domain name.

Visits

Number of visits from this geographic region. A visit is a series of actions that begins when a visitor views their first page from the server, and ends when the visitor leaves the site or remains idle beyond the idle-time limit. The default idle-time limit is thirty minutes. This time limit can be changed by the system administrator.

%

Percentage of total visits that were from this geographic region.



Report Descriptions

This information can help you meet the needs of your target audience as well as discover new audiences. Consider how you can make the content comprehensive and relevant to an international audience.

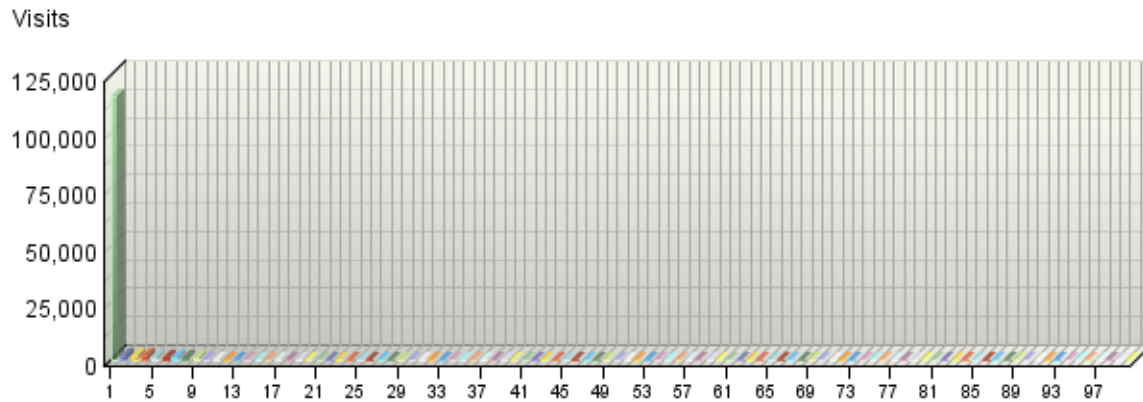
Values for "Unspecified Region" represent visitors whose geographic region cannot be determined. Values for "Unknown Region" represent visitors whose country can be determined but whose country is not associated with a specific region. Values for "Unknown States" or "Unknown Cities" represent hits for which the IP address does not match an entry in GeoTrends database. This is the case for countries that do not have states or simply entries for which this information was not provided in the GeoTrends database.

Note: Use this information carefully because it is based on Internet registration, and may not always be an accurate identifier of the visitor's actual location.

Countries

This report identifies the top countries of the visitors to your site.

Countries



Countries

	Countries	Visits	% Visits
1.	United States (US)	115,807	86.98%
2.	Australia (AU)	2,032	1.53%
3.	India (IN)	1,632	1.23%
4.	China (CN)	1,388	1.04%
5.	Canada (CA)	1,180	0.89%
6.	United Kingdom (UK)	949	0.71%
7.	Germany (DE)	703	0.53%
8.	France (FR)	550	0.41%
9.	Ireland (IE)	436	0.33%
10.	Japan (JP)	401	0.30%
11.	Netherlands (NL)	379	0.28%
12.	Korea (South) (KR)	374	0.28%
13.	Malaysia (MY)	371	0.28%
14.	Iran (IR)	368	0.28%
15.	Western Europe - country unspecified (EU)	348	0.26%
16.	Uruguay (UY)	308	0.23%
17.	Italy (IT)	307	0.23%
18.	Spain (ES)	304	0.23%
19.	South Africa (ZA)	275	0.21%

	Countries	Visits	% Visits
20.	Philippines (PH)	266	0.20%
21.	Thailand (TH)	252	0.19%
22.	Sweden (SE)	251	0.19%
23.	Singapore (SG)	216	0.16%
24.	Brazil (BR)	183	0.14%
25.	Israel (IL)	181	0.14%
26.	Taiwan (TW)	173	0.13%
27.	Switzerland (CH)	173	0.13%
28.	Belgium (BE)	148	0.11%
29.	Egypt (EG)	147	0.11%
30.	Indonesia (ID)	132	0.10%
31.	Turkey (TR)	124	0.09%
32.	Poland (PL)	122	0.09%
33.	Norway (NO)	120	0.09%
34.	Pakistan (PK)	119	0.09%
35.	Portugal (PT)	114	0.09%
36.	Czech Republic (CZ)	101	0.08%
37.	Russian Federation (RU)	99	0.07%
38.	Mauritius (MU)	95	0.07%
39.	Hong Kong (HK)	92	0.07%
40.	Denmark (DK)	92	0.07%
41.	Mexico (MX)	89	0.07%
42.	Romania (RO)	85	0.06%
43.	New Zealand (NZ)	81	0.06%
44.	United Arab Emirates (AE)	77	0.06%
45.	Greece (GR)	75	0.06%
46.	Puerto Rico (PR)	72	0.05%
47.	Viet Nam (VN)	68	0.05%
48.	Austria (AT)	66	0.05%
49.	Chile (CL)	59	0.04%
50.	Hungary (HU)	55	0.04%
51.	Argentina (AR)	50	0.04%
52.	Ethiopia (ET)	50	0.04%
53.	Macau (MO)	47	0.04%
54.	Nigeria (NG)	45	0.03%
55.	Saudi Arabia (SA)	39	0.03%
56.	Finland (FI)	37	0.03%
57.	Bangladesh (BD)	35	0.03%
58.	Costa Rica (CR)	35	0.03%
59.	Kenya (KE)	33	0.02%
60.	Bulgaria (BG)	30	0.02%


	Countries	Visits	% Visits
61.	Sri Lanka (LK)	29	0.02%
62.	Colombia (CO)	27	0.02%
63.	Myanmar (MM)	27	0.02%
64.	Yugoslavia (YU)	24	0.02%
65.	Nepal (NP)	24	0.02%
66.	Peru (PE)	23	0.02%
67.	Kuwait (KW)	21	0.02%
68.	Ukraine (UA)	20	0.02%
69.	Slovenia (SI)	20	0.02%
70.	Jordan (JO)	19	0.01%
71.	Oman (OM)	18	0.01%
72.	Venezuela (VE)	16	0.01%
73.	Latvia (LV)	16	0.01%
74.	Uganda (UG)	16	0.01%
75.	Algeria (DZ)	15	0.01%
76.	Trinidad and Tobago (TT)	14	0.01%
77.	Lithuania (LT)	14	0.01%
78.	Morocco (MA)	14	0.01%
79.	Luxembourg (LU)	14	0.01%
80.	Croatia (Hrvatska) (HR)	14	0.01%
81.	Slovak Republic (SK)	13	0.01%
82.	Lebanon (LB)	13	0.01%
83.	Senegal (SN)	10	0.01%
84.	Cote D'Ivoire (Ivory Coast) (CI)	9	0.01%
85.	Estonia (EE)	9	0.01%
86.	Fiji (FJ)	8	0.01%
87.	Cameroon (CM)	8	0.01%
88.	Ghana (GH)	8	0.01%
89.	Guam (GU)	8	0.01%
90.	Tanzania (TZ)	8	0.01%
91.	Bolivia (BO)	8	0.01%
92.	Cyprus (CY)	7	0.01%
93.	Barbados (BB)	7	0.01%
94.	Qatar (QA)	7	0.01%
95.	Dominican Republic (DO)	7	0.01%
96.	Ecuador (EC)	7	0.01%
97.	Libya (LY)	7	0.01%
98.	Macedonia (MK)	7	0.01%
99.	Bhutan (BT)	6	0.00%
100.	Bahrain (BH)	6	0.00%
101.	Tunisia (TN)	6	0.00%

	Countries	Visits	% Visits
102.	Georgia (GE)	6	0.00%
103.	Zimbabwe (ZW)	5	0.00%
104.	Cuba (CU)	5	0.00%
105.	Laos (LA)	5	0.00%
106.	Yemen (YE)	5	0.00%
107.	Jamaica (JM)	5	0.00%
108.	Brunei Darussalam (BN)	5	0.00%
109.	Virgin Islands (U.S.) (VI)	5	0.00%
110.	Palestinian Territories (PS)	5	0.00%
111.	Mongolia (MN)	4	0.00%
112.	Syria (SY)	4	0.00%
113.	Iraq (IQ)	4	0.00%
114.	Rwanda (RW)	4	0.00%
115.	Nicaragua (NI)	4	0.00%
116.	Cambodia (KH)	4	0.00%
117.	Zambia (ZM)	3	0.00%
118.	Mali (ML)	3	0.00%
119.	Sudan (SD)	3	0.00%
120.	Armenia (AM)	3	0.00%
121.	Belarus (BY)	3	0.00%
122.	St. Lucia (LC)	3	0.00%
123.	Suriname (SR)	3	0.00%
124.	Afghanistan (AF)	3	0.00%
125.	Botswana (BW)	3	0.00%
126.	Maldives (MV)	3	0.00%
127.	Honduras (HN)	3	0.00%
128.	Azerbaijan (AZ)	3	0.00%
129.	Bermuda (BM)	3	0.00%
130.	Guatemala (GT)	3	0.00%
131.	Eritrea (ER)	2	0.00%
132.	Cayman Islands (KY)	2	0.00%
133.	New Caledonia (NC)	2	0.00%
134.	Malta (MT)	2	0.00%
135.	Mozambique (MZ)	2	0.00%
136.	Kazakhstan (KZ)	2	0.00%
137.	Dominica (DM)	2	0.00%
138.	Bahamas (BS)	2	0.00%
139.	Moldova (MD)	2	0.00%
140.	Papua New Guinea (PG)	2	0.00%
141.	Iceland (IS)	2	0.00%
142.	Bosnia and Herzegovina (BA)	2	0.00%

	Countries	Visits	% Visits
143.	El Salvador (SV)	1	0.00%
144.	Namibia (NA)	1	0.00%
145.	Netherlands Antilles (AN)	1	0.00%
146.	Togo (TG)	1	0.00%
147.	Gibraltar (GI)	1	0.00%
148.	Benin (BJ)	1	0.00%
149.	Malawi (MW)	1	0.00%
150.	Uzbekistan (UZ)	1	0.00%
151.	St. Kitts and Nevis (KN)	1	0.00%
152.	Panama (PA)	1	0.00%
153.	Niger (NE)	1	0.00%
154.	Gabon (GA)	1	0.00%
155.	Tajikistan (TJ)	1	0.00%
156.	Swaziland (SZ)	1	0.00%
157.	Aruba (AW)	1	0.00%
158.	St. Vincent and the Grenadines (VC)	1	0.00%
159.	Sierra Leone (SL)	1	0.00%
160.	Madagascar (MG)	1	0.00%
	Total	133,148	100.00%

items 1-160 of 160

Countries - Help Card

 **Column Definitions**

Countries

If the WebTrends GeoTrends Database is turned on for this profile, the country is determined by looking up the visitor's IP address in this database. If GeoTrends is not enabled, the country will be determined from the domain name.

Visits

Number of visits from the specified country. A visit is a series of actions that begins when a visitor views their first page from the server, and ends when the visitor leaves the site or remains idle beyond the idle-time limit. The default idle-time limit is thirty minutes. This time limit can be changed by the system administrator.

%

Percentage of total visits from the specified country.

Unknown Country

The country associated with the visitor's domain name could not be determined.



Report Descriptions

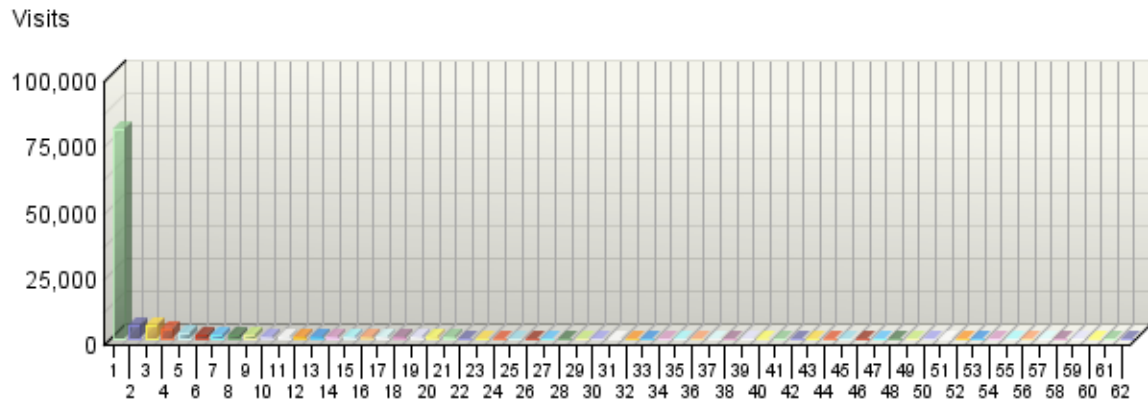
This information can help you meet the needs of your target audience as well as discover new audiences. Consider how you can make the content comprehensive and relevant to an international audience.

Note: Use this information carefully because it is based on Internet registration, and may not always be an accurate identifier of the visitor's actual location.

North American States and Provinces

If you have enabled the WebTrends GeoTrends Database for this profile, this page will list the states and provinces of North America with your most active visitors.

North American States and Provinces



North American States and Provinces

	States and Provinces	Visits	% Visits
1.	Virginia	79,770	68.57%
2.	Washington	5,448	4.68%
3.	California	5,383	4.63%
4.	North Carolina	3,669	3.15%
5.	New York	2,081	1.79%
6.	Texas	1,788	1.54%
7.	Massachusetts	1,674	1.44%
8.	D.C.	1,377	1.18%
9.	Maryland	1,102	0.95%
10.	Florida	1,054	0.91%
11.	Illinois	939	0.81%
12.	Colorado	920	0.79%
13.	New Jersey	913	0.78%
14.	Pennsylvania	795	0.68%
15.	Georgia	745	0.64%
16.	Michigan	680	0.58%
17.	Ontario	620	0.53%
18.	Ohio	598	0.51%

	States and Provinces	Visits	% Visits
19.	Arizona	466	0.40%
20.	Missouri	397	0.34%
21.	Wisconsin	368	0.32%
22.	Oregon	348	0.30%
23.	Tennessee	343	0.29%
24.	Minnesota	336	0.29%
25.	Connecticut	315	0.27%
26.	South Carolina	302	0.26%
27.	Indiana	286	0.25%
28.	Alabama	242	0.21%
29.	Louisiana	233	0.20%
30.	Oklahoma	211	0.18%
31.	Iowa	207	0.18%
32.	Nevada	185	0.16%
33.	British Columbia	177	0.15%
34.	Utah	175	0.15%
35.	Quebec	166	0.14%
36.	Mississippi	151	0.13%
37.	New Mexico	151	0.13%
38.	New Hampshire	147	0.13%
39.	Rhode Island	145	0.12%
40.	Alberta	112	0.10%
41.	Kentucky	108	0.09%
42.	Alaska	102	0.09%
43.	Kansas	100	0.09%
44.	Montana	99	0.09%
45.	Hawaii	93	0.08%
46.	Arkansas	92	0.08%
47.	Idaho	87	0.07%
48.	Nebraska	85	0.07%
49.	Delaware	80	0.07%
50.	Maine	77	0.07%
51.	Vermont	73	0.06%
52.	West Virginia	70	0.06%
53.	North Dakota	55	0.05%
54.	Wyoming	48	0.04%
55.	South Dakota	39	0.03%
56.	Nova Scotia	36	0.03%
57.	Manitoba	19	0.02%
58.	New Brunswick	18	0.02%
59.	Saskatchewan	15	0.01%

	States and Provinces	Visits	% Visits
60.	Newfoundland	14	0.01%
61.	Prince Edward Island	2	0.00%
62.	Yukon	1	0.00%
	Total	116,332	100.00%

items 1-62 of 62

North American States and Provinces - Help Card



Column Definitions

States and Provinces

If the WebTrends GeoTrends Database is turned on for this profile, the location is determined by looking up the visitor's IP address in this database.

Visits

Number of visits from this state or province. A visit is a series of actions that begins when a visitor views their first page from the server, and ends when the visitor leaves the site or remains idle beyond the idle-time limit. The default idle-time limit is thirty minutes. This time limit can be changed by the system administrator.

%

Percentage of total visits from this state or province.



Report Descriptions

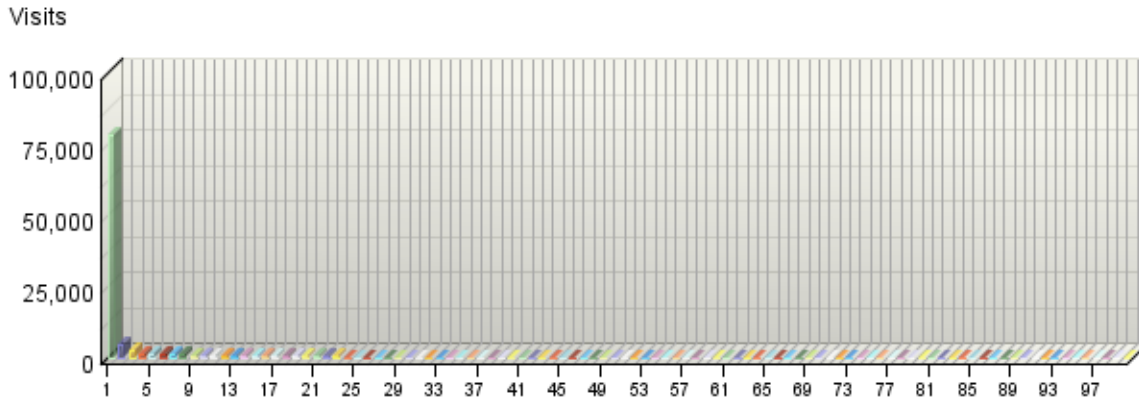
This information can help you meet the needs of your target audience as well as discover new audiences. Consider how you can make the content comprehensive and relevant to an international audience.

Note: Use this information carefully, because it is based on Internet registration and may not always be an accurate identifier of the visitor's actual location.

Cities

If you have enabled the WebTrends GeoTrends Database for this profile, this page will list the cities with your most active visitors.

Cities



Cities

	City	Visits	% Visits
1.	Chantilly, Virginia, United States	78,327	59.29%
2.	Redmond, Washington, United States	4,757	3.60%
3.	Durham, North Carolina, United States	2,929	2.22%
4.	Milton, Australia	1,654	1.25%
5.	Washington, D.C., United States	1,377	1.04%
6.	Beijing, China	1,208	0.91%
7.	Los Angeles, California, United States	1,090	0.83%
8.	Boston, Massachusetts, United States	1,038	0.79%
9.	Marina Del Rey, California, United States	952	0.72%
10.	New York, New York, United States	725	0.55%
11.	Chicago, Illinois, United States	609	0.46%
12.	Mumbai, India	606	0.46%
13.	Atlanta, Georgia, United States	585	0.44%
14.	Dallas, Texas, United States	575	0.44%
15.	San Jose, California, United States	546	0.41%
16.	Denver, Colorado, United States	504	0.38%
17.	Reston, Virginia, United States	494	0.37%
18.	London, United Kingdom	494	0.37%

	City	Visits	% Visits
19.	Dublin, Ireland	422	0.32%
20.	Seattle, Washington, United States	418	0.32%
21.	Bhawan, India	393	0.30%
22.	San Francisco, California, United States	389	0.29%
23.	Great River, New York, United States	348	0.26%
24.	Toronto, Canada	326	0.25%
25.	Paris, France	325	0.25%
26.	San Diego, California, United States	316	0.24%
27.	Silver Spring, Maryland, United States	313	0.24%
28.	Montevideo, Uruguay	308	0.23%
29.	Houston, Texas, United States	306	0.23%
30.	Kuala Lumpur, Malaysia	296	0.22%
31.	New Delhi, India	294	0.22%
32.	Baltimore, Maryland, United States	293	0.22%
33.	Mountain View, California, United States	288	0.22%
34.	Raleigh, North Carolina, United States	272	0.21%
35.	Tampa, Florida, United States	271	0.21%
36.	Amsterdam, Netherlands	266	0.20%
37.	Seoul, Korea (South)	260	0.20%
38.	Phoenix, Arizona, United States	258	0.20%
39.	Philadelphia, Pennsylvania, United States	251	0.19%
40.	Minneapolis, Minnesota, United States	225	0.17%
41.	Tehran, Iran	222	0.17%
42.	Singapore, Singapore	215	0.16%
43.	Madrid, Spain	206	0.16%
44.	Orlando, Florida, United States	205	0.16%
45.	Bangkok, Thailand	202	0.15%
46.	Tokyo, Japan	200	0.15%
47.	Mount Laurel, New Jersey, United States	200	0.15%
48.	Cambridge, Massachusetts, United States	197	0.15%
49.	Detroit, Michigan, United States	192	0.15%
50.	Pittsburgh, Pennsylvania, United States	190	0.14%
51.	Portland, Oregon, United States	189	0.14%
52.	Saint Louis, Missouri, United States	183	0.14%
53.	Sunnyvale, California, United States	180	0.14%
54.	Stockholm, Sweden	172	0.13%
55.	Fort Collins, Colorado, United States	172	0.13%
56.	Herndon, Virginia, United States	169	0.13%
57.	Charlotte, North Carolina, United States	168	0.13%
58.	Oakland, California, United States	162	0.12%
59.	College Station, Texas, United States	159	0.12%

	City	Visits	% Visits
60.	Miami, Florida, United States	158	0.12%
61.	Irvine, California, United States	155	0.12%
62.	Arlington, Virginia, United States	149	0.11%
63.	Austin, Texas, United States	148	0.11%
64.	Chapel Hill, North Carolina, United States	147	0.11%
65.	Milwaukee, Wisconsin, United States	143	0.11%
66.	T'ai-pei, Taiwan	141	0.11%
67.	Cleveland, Ohio, United States	137	0.10%
68.	Riverside, California, United States	132	0.10%
69.	Columbus, Ohio, United States	131	0.10%
70.	Milano, Italy	131	0.10%
71.	Columbia, South Carolina, United States	130	0.10%
72.	Gainesville, Florida, United States	130	0.10%
73.	Ashburn, Virginia, United States	130	0.10%
74.	Pretoria, South Africa	130	0.10%
75.	Delhi, India	126	0.10%
76.	Tel Aviv, Israel	125	0.09%
77.	Manila, Philippines	125	0.09%
78.	Madison, Wisconsin, United States	123	0.09%
79.	Cincinnati, Ohio, United States	122	0.09%
80.	Ann Arbor, Michigan, United States	121	0.09%
81.	East Lansing, Michigan, United States	118	0.09%
82.	Cairo, Egypt	118	0.09%
83.	Hicksville, New York, United States	116	0.09%
84.	Vancouver, Canada	116	0.09%
85.	Salt Lake City, Utah, United States	116	0.09%
86.	Rochester, New York, United States	114	0.09%
87.	Sydney, Australia	113	0.09%
88.	Davis, California, United States	112	0.08%
89.	Frankfurt, Germany	112	0.08%
90.	Syracuse, New York, United States	106	0.08%
91.	Boulder, Colorado, United States	105	0.08%
92.	Kansas City, Missouri, United States	105	0.08%
93.	Rockville, Maryland, United States	105	0.08%
94.	Newark, New Jersey, United States	102	0.08%
95.	Indianapolis, Indiana, United States	102	0.08%
96.	Fort Worth, Texas, United States	102	0.08%
97.	Albany, New York, United States	102	0.08%
98.	Knoxville, Tennessee, United States	101	0.08%
99.	Tucson, Arizona, United States	100	0.08%
100.	Montreal, Canada	100	0.08%

	City	Visits	% Visits
101.	Providence, Rhode Island, United States	99	0.07%
102.	Zurich, Switzerland	97	0.07%
103.	Oslo, Norway	96	0.07%
104.	Port Louis, Mauritius	95	0.07%
105.	Brussels, Belgium	94	0.07%
106.	Las Vegas, Nevada, United States	93	0.07%
107.	Fremont, California, United States	92	0.07%
108.	Urbana, Illinois, United States	91	0.07%
109.	Rancho Cordova, California, United States	91	0.07%
110.	Makati, Philippines	86	0.07%
111.	New Haven, Connecticut, United States	86	0.07%
112.	Ithaca, New York, United States	85	0.06%
113.	Baton Rouge, Louisiana, United States	84	0.06%
114.	New Orleans, Louisiana, United States	84	0.06%
115.	Prague, Czech Republic	83	0.06%
116.	Middletown, New Jersey, United States	82	0.06%
117.	Oklahoma City, Oklahoma, United States	82	0.06%
118.	New Brunswick, New Jersey, United States	82	0.06%
119.	University Park, Pennsylvania, United States	81	0.06%
120.	Reno, Nevada, United States	81	0.06%
121.	Berkeley, California, United States	79	0.06%
122.	Iowa City, Iowa, United States	79	0.06%
123.	Cape Town, South Africa	77	0.06%
124.	West Lafayette, Indiana, United States	77	0.06%
125.	Nashville, Tennessee, United States	77	0.06%
126.	Jakarta, Indonesia	75	0.06%
127.	Dubai, United Arab Emirates	75	0.06%
128.	Lisbon, Portugal	75	0.06%
129.	Sacramento, California, United States	75	0.06%
130.	Corvallis, Oregon, United States	72	0.05%
131.	Ottawa, Canada	71	0.05%
132.	Columbia, Missouri, United States	71	0.05%
133.	Plano, Texas, United States	71	0.05%
134.	Huntsville, Alabama, United States	70	0.05%
135.	Richland, Washington, United States	70	0.05%
136.	Athens, Georgia, United States	70	0.05%
137.	Moscow, Russian Federation	69	0.05%
138.	Auckland, New Zealand (Aotearoa)	69	0.05%
139.	Dayton, Ohio, United States	68	0.05%
140.	Hong Kong, Hong Kong	68	0.05%
141.	Oak Ridge, Tennessee, United States	67	0.05%

	City	Visits	% Visits
142.	Berlin, Germany	66	0.05%
143.	Olympia, Washington, United States	66	0.05%
144.	Jackson, Mississippi, United States	65	0.05%
145.	Ames, Iowa, United States	65	0.05%
146.	San Antonio, Texas, United States	65	0.05%
147.	Hanoi, Viet Nam	64	0.05%
148.	Karachi, Pakistan	63	0.05%
149.	Sao Paulo, Brazil	63	0.05%
150.	Fort Lauderdale, Florida, United States	61	0.05%
151.	Anaheim, California, United States	59	0.04%
152.	Copenhagen, Denmark	59	0.04%
153.	Edmonton, Canada	59	0.04%
154.	Blacksburg, Virginia, United States	59	0.04%
155.	Albuquerque, New Mexico, United States	59	0.04%
156.	Birmingham, Alabama, United States	58	0.04%
157.	Pleasanton, California, United States	58	0.04%
158.	Mc Lean, Virginia, United States	58	0.04%
159.	Warsaw, Poland	58	0.04%
160.	Durham, New Hampshire, United States	57	0.04%
161.	Clemson, South Carolina, United States	57	0.04%
162.	Stillwater, Oklahoma, United States	56	0.04%
163.	Melbourne, Australia	55	0.04%
164.	Bucharest, Romania	55	0.04%
165.	Manchester, New Hampshire, United States	55	0.04%
166.	San Juan, Puerto Rico	55	0.04%
167.	Burlington, Vermont, United States	54	0.04%
168.	Hyattsville, Maryland, United States	53	0.04%
169.	Newark, Delaware, United States	53	0.04%
170.	Honolulu, Hawaii, United States	52	0.04%
171.	Lexington, Kentucky, United States	52	0.04%
172.	Hartford, Connecticut, United States	51	0.04%
173.	Amherst, Massachusetts, United States	51	0.04%
174.	College Park, Maryland, United States	51	0.04%
175.	Adis Abeba, Ethiopia	50	0.04%
176.	Calgary, Canada	50	0.04%
177.	Meriden, Connecticut, United States	50	0.04%
178.	Bangalore, India	50	0.04%
179.	Omaha, Nebraska, United States	50	0.04%
180.	Buffalo, New York, United States	49	0.04%
181.	Little Rock, Arkansas, United States	49	0.04%
182.	Budapest, Hungary	49	0.04%

	City	Visits	% Visits
183.	Santiago, Chile	49	0.04%
184.	Hampton, Virginia, United States	49	0.04%
185.	Anchorage, Alaska, United States	49	0.04%
186.	Bethesda, Maryland, United States	48	0.04%
187.	Stanford, California, United States	47	0.04%
188.	Stony Brook, New York, United States	47	0.04%
189.	Eugene, Oregon, United States	47	0.04%
190.	Macau, Macau	47	0.04%
191.	Rio de Janeiro, Brazil	47	0.04%
192.	Lubbock, Texas, United States	46	0.03%
193.	Santa Barbara, California, United States	46	0.03%
194.	Lemont, Illinois, United States	45	0.03%
195.	Norfolk, Virginia, United States	45	0.03%
196.	Jacksonville, Florida, United States	44	0.03%
197.	Las Cruces, New Mexico, United States	44	0.03%
198.	Bozeman, Montana, United States	44	0.03%
199.	Boras, Sweden	43	0.03%
200.	Puteaux, France	43	0.03%
201.	Vienna, Austria	43	0.03%
202.	Dusseldorf, Germany	42	0.03%
203.	Charleston, South Carolina, United States	42	0.03%
204.	Boise, Idaho, United States	42	0.03%
205.	Barcelona, Spain	42	0.03%
206.	Islamabad, Pakistan	42	0.03%
207.	Rome, Italy	42	0.03%
208.	Bern, Switzerland	42	0.03%
209.	Santa Cruz, California, United States	41	0.03%
210.	Southfield, Michigan, United States	41	0.03%
211.	Athens, Greece	41	0.03%
212.	Tempe, Arizona, United States	41	0.03%
213.	Richmond, Virginia, United States	40	0.03%
214.	Nice, France	40	0.03%
215.	Tulsa, Oklahoma, United States	40	0.03%
216.	Istanbul, Turkey	39	0.03%
217.	Lagos, Nigeria	39	0.03%
218.	Broomfield, Colorado, United States	39	0.03%
219.	Woods Hole, Massachusetts, United States	38	0.03%
220.	Princeton, New Jersey, United States	38	0.03%
221.	Kanda, Japan	38	0.03%
222.	Auburn, Alabama, United States	38	0.03%
223.	Morgantown, West Virginia, United States	37	0.03%

	City	Visits	% Visits
224.	Livingston, New Jersey, United States	37	0.03%
225.	El Paso, Texas, United States	37	0.03%
226.	Logan, Utah, United States	37	0.03%
227.	Fairfax, Virginia, United States	36	0.03%
228.	Buenos Aires, Argentina	36	0.03%
229.	Santa Clara, California, United States	36	0.03%
230.	Saint Paul, Minnesota, United States	36	0.03%
231.	Wichita, Kansas, United States	35	0.03%
232.	Fayetteville, Arkansas, United States	35	0.03%
233.	Osaka, Japan	35	0.03%
234.	Dresden, Germany	35	0.03%
235.	Ankara, Turkey	35	0.03%
236.	Bloomington, Indiana, United States	35	0.03%
237.	Dhaka, Bangladesh	34	0.03%
238.	Memphis, Tennessee, United States	34	0.03%
239.	Bandung, Indonesia	33	0.02%
240.	Brampton, Canada	33	0.02%
241.	Canberra, Australia	33	0.02%
242.	Lanham, Maryland, United States	32	0.02%
243.	Manhattan, Kansas, United States	32	0.02%
244.	Haifa, Israel	32	0.02%
245.	Burlington, Canada	31	0.02%
246.	Mililani, Hawaii, United States	31	0.02%
247.	Medford, Massachusetts, United States	31	0.02%
248.	Johannesburg, South Africa	31	0.02%
249.	Wilmington, North Carolina, United States	31	0.02%
250.	Munich, Germany	31	0.02%
251.	Brisbane, Australia	31	0.02%
252.	Missoula, Montana, United States	31	0.02%
253.	San Jose, Costa Rica	30	0.02%
254.	Denton, Texas, United States	30	0.02%
255.	Fairbanks, Alaska, United States	30	0.02%
256.	Monroe, Louisiana, United States	29	0.02%
257.	Birmingham, United Kingdom	29	0.02%
258.	West Point, New York, United States	29	0.02%
259.	Pennsauken, New Jersey, United States	29	0.02%
260.	Starkville, Mississippi, United States	29	0.02%
261.	Parow, South Africa	29	0.02%
262.	Nairobi, Kenya	29	0.02%
263.	Storrs Mansfield, Connecticut, United States	29	0.02%
264.	Tallahassee, Florida, United States	29	0.02%

	City	Visits	% Visits
265.	Spokane, Washington, United States	29	0.02%
266.	Orono, Maine, United States	29	0.02%
267.	Binghamton, New York, United States	28	0.02%
268.	Colombo, Sri Lanka	28	0.02%
269.	Riyadh, Saudi Arabia	28	0.02%
270.	Englewood, Colorado, United States	28	0.02%
271.	Stuttgart, Germany	28	0.02%
272.	Charlottesville, Virginia, United States	28	0.02%
273.	Richardson, Texas, United States	28	0.02%
274.	Esfahan, Iran	28	0.02%
275.	Brooklyn, New York, United States	28	0.02%
276.	Pullman, Washington, United States	28	0.02%
277.	Boca Raton, Florida, United States	28	0.02%
278.	Lincoln, Nebraska, United States	27	0.02%
279.	Greensboro, North Carolina, United States	27	0.02%
280.	Burbank, California, United States	27	0.02%
281.	Harrisburg, Pennsylvania, United States	27	0.02%
282.	Kingston, Rhode Island, United States	27	0.02%
283.	Moscow, Idaho, United States	27	0.02%
284.	Gloucester Point, Virginia, United States	27	0.02%
285.	Chennai, India	27	0.02%
286.	Fargo, North Dakota, United States	27	0.02%
287.	Gaithersburg, Maryland, United States	27	0.02%
288.	Alexandria, Virginia, United States	27	0.02%
289.	Kelowna, Canada	26	0.02%
290.	Perth, Australia	26	0.02%
291.	Piscataway, New Jersey, United States	26	0.02%
292.	Manchester, United Kingdom	26	0.02%
293.	Halifax, Canada	26	0.02%
294.	Shang-hai, China	26	0.02%
295.	Petaluma, California, United States	26	0.02%
296.	Littleton, Colorado, United States	26	0.02%
297.	Scarborough, Canada	25	0.02%
298.	Sofia, Bulgaria	25	0.02%
299.	Wellesley Hills, Massachusetts, United States	25	0.02%
300.	Pasadena, California, United States	25	0.02%
Subtotal for rows: 1 - 300		123,543	93.52%
Other		8,558	6.48%
Total		132,101	100.00%

items 1-300 of 500

Cities - Help Card



Column Definitions

City

If the WebTrends GeoTrends Database is turned on for this profile, the location is determined by looking up the visitor's IP address in this database.

Visits

Number of visits from this city. A visit is a series of actions that begins when a visitor views their first page from the server, and ends when the visitor leaves the site or remains idle beyond the idle-time limit. The default idle-time limit is thirty minutes. This time limit can be changed by the system administrator.

%

Percentage of total visits from this city.



Report Descriptions

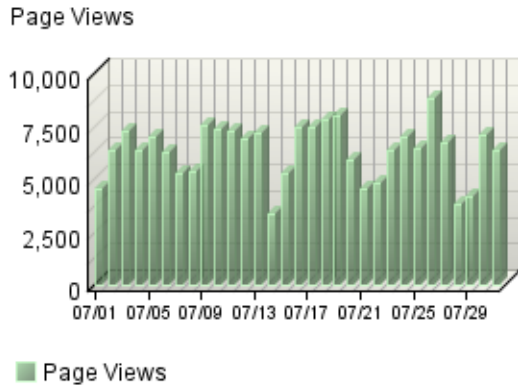
This information can help you meet the needs of your target audience as well as discover new audiences. Consider how you can make the content comprehensive and relevant to an international audience.

Note: Use this information carefully because it is based on Internet registration, and may not always be an accurate identifier of the visitor's actual location.

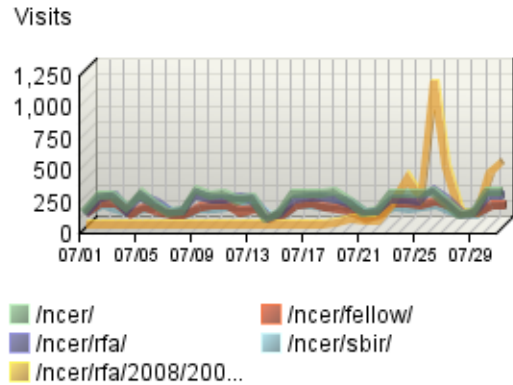
Pages Dashboard

This displays key graphs and tables that provide an overview of the Pages chapter. When viewing through the on-demand interface, you can click on the title of a graph or table to navigate to the corresponding page.

Page Views Trend



Pages Trend



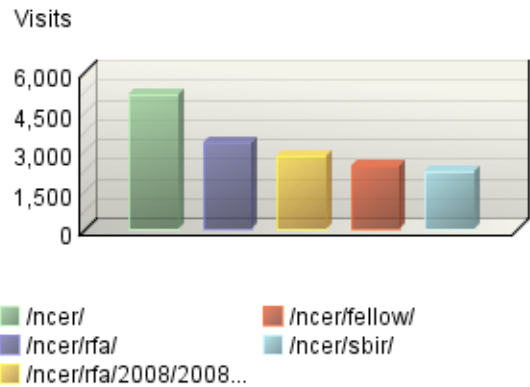
Content Groups

No data is available for this graph.

Page View Summary


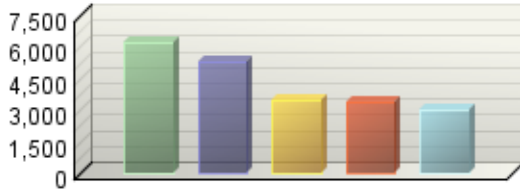
Page Views	196,291
Average per Day	6,331
Average Page Views per Visit	1.47

Entry Pages



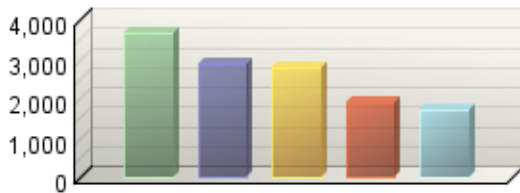
Pages

Visits



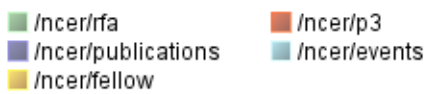
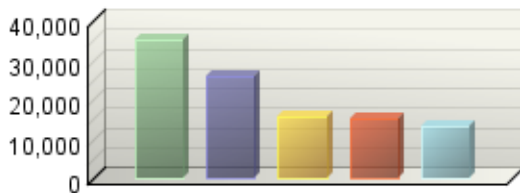
Exit Pages

Visits



Directories

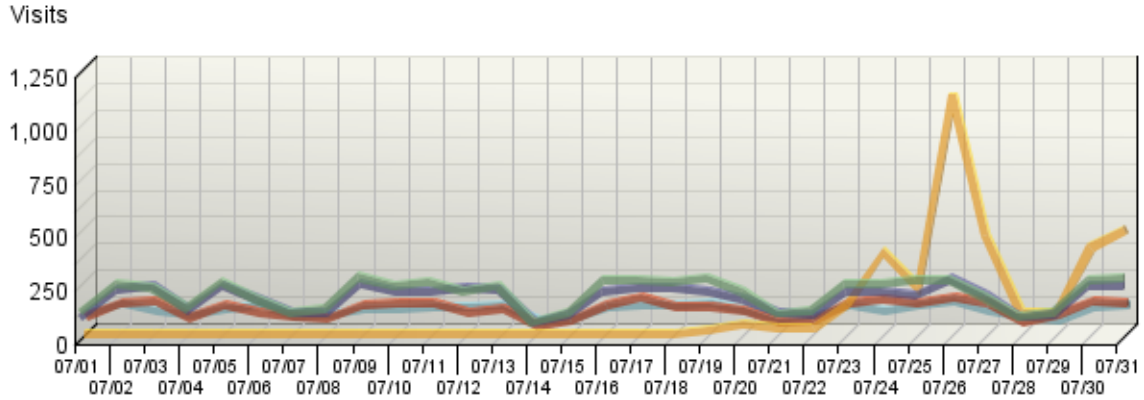
Visits



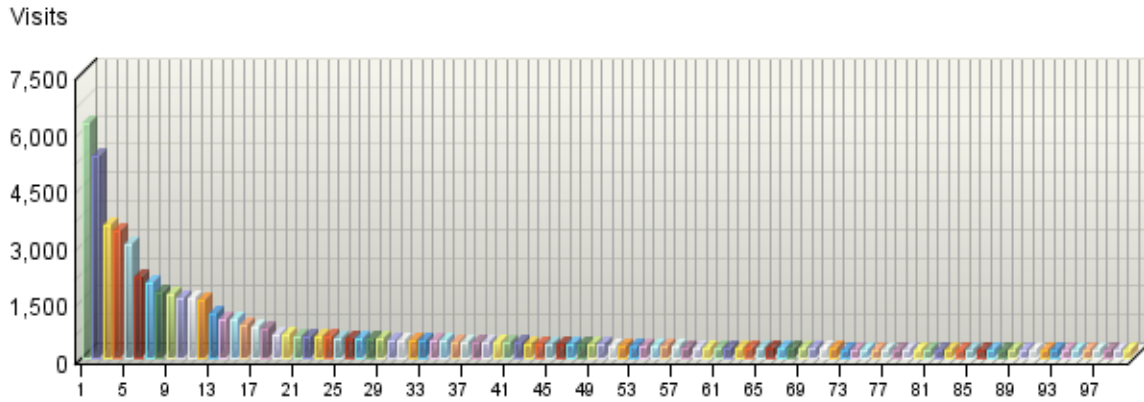
Pages

This identifies the most popular web pages on your site and shows you the number of visits for each, and displays the average length of time the page was viewed.

Pages Trend



Pages



Pages

	Pages	Visits	Views	Average Time Viewed
■ 1.	National Center for Environmental Research (NCER) ORD US EPA http://es.epa.gov/ncer/	6,190	9,279	00:01:59

	Pages	Visits	Views	Average Time Viewed
2.	Funding Opportunities NCER ORD US EPA http://es.epa.gov/ncer/rfa/	5,324	6,177	00:01:52
3.	FALL 2008 EPA Science to Achieve Results (STAR) Fellowships for Graduate Environmental Study Funding Opportunities NCER US EPA http://es.epa.gov/ncer/rfa/2008/2008_star_fellow.html	3,507	3,839	00:03:54
4.	STAR Fellowships NCER US EPA http://es.epa.gov/ncer/fellow/	3,359	4,126	00:01:23
5.	EPA: ORD: NCER: Small Business Innovation Research http://es.epa.gov/ncer/sbir/	2,995	4,322	00:01:50
6.	EPA: ORD: NCER: STAR Grants and Cooperative Agreements http://es.epa.gov/ncer/grants/	2,115	2,392	00:01:48
7.	Ecology and Oceanography of Harmful Algal Blooms Funding Opportunities NCER US EPA http://es.epa.gov/ncer/rfa/2008/2008_star_ecohab.html	1,968	2,103	00:05:08
8.	Nanotechnology Research Grants Investigating Fate, Transport, Transformation, And Exposure Of Engineered Nanomaterials: A Joint Research Solicitation Funding Opportunities NCER US EPA http://es.epa.gov/ncer/rfa/2007/2007_star_nanotech.html	1,740	1,902	00:04:21
9.	Calendar Events NCER ORD US EPA http://es.epa.gov/ncer/events/	1,671	2,137	00:01:59
10.	P3 NCER ORD US EPA http://es.epa.gov/ncer/p3/	1,596	2,135	00:01:33
11.	EPA: Nanotechnology http://es.epa.gov/ncer/nano/	1,567	2,206	00:01:36
12.	STAR Grant Forms and Instructions Funding Opportunities NCER ORD US EPA http://es.epa.gov/ncer/rfa/forms/	1,507	2,037	00:02:47
13.	EPA: ORD: NCER: Funding Opportunities: Fall 2007 EPA Science to Achieve Results (STAR) Fellowships for Graduate Environmental Study http://es.epa.gov/ncer/rfa/2007/2007_star_fellow.html	1,190	1,234	00:03:06
14.	Development of Environmental Health Outcome Indicators Funding Opportunities NCER US EPA http://es.epa.gov/ncer/rfa/2007/2007_star_health_indicators.html	1,008	1,062	00:03:58

	Pages	Visits	Views	Average Time Viewed
15.	EPA: ORD: NCER: Funding Opportunities: Fall 2007 EPA Greater Research Opportunities (GRO) Fellowships for Graduate Environmental Study http://es.epa.gov/ncer/rfa/2007/2007_star_gro_grad.html	1,006	1,076	00:06:33
16.	Environmental Protection Agency: National Center For Environmental Research: STAR/GRO Graduate Fellowship FAQs http://es.epa.gov/ncer/guidance/faqs/faq_gro_grad.html	844	926	00:06:28
17.	Innovative Approaches to Particulate Matter Health, Composition, and Source Questions Funding Opportunities NCER US EPA http://es.epa.gov/ncer/rfa/2007/2007_star_part_matter.html	788	851	00:04:11
18.	EPA: ORD: NCER: Funding Opportunities http://es.epa.gov/ncer/rfa/2007/2007_sbir_phase1.html	783	809	00:03:51
19.	Detection and Monitoring of Engineered Nanomaterials Funding Opportunities NCER US EPA http://es.epa.gov/ncer/rfa/2007/2007_gro_nano.html	615	646	00:03:40
20.	EPA: ORD: NCER: Guidance & FAQs http://es.epa.gov/ncer/guidance/	591	718	00:01:53
21.	EPA: ORD: NCER: Other Programs: EPSCoR http://es.epa.gov/ncer/other/	581	649	00:02:28
22.	EPA: ORD: NCER: Guidance & FAQs: Frequently Asked Questions http://es.epa.gov/ncer/guidance/faqs.html	552	577	00:00:45
23.	Ecological Impacts from the Interactions of Climate Change, Land Use Change and Invasive Species: A Joint Research Solicitation Funding Opportunities NCER US EPA http://es.epa.gov/ncer/rfa/2007/2007_star_ecoimpacts.html	538	559	00:03:21
24.	Development and Evaluation of Innovative Approaches for the Quantitative Assessment of Pathogens and Cyanobacteria and Their Toxins in Drinking Water Funding Opportunities NCER US EPA http://es.epa.gov/ncer/rfa/2007/2007_star_drinkingwater.html	537	591	00:03:21

	Pages	Visits	Views	Average Time Viewed
25.	EPA: ORD: NCER: Collaborative Science and Technology Network for Sustainability (CNS) http://es.epa.gov/ncer/cns/	518	669	00:01:24
26.	EPA: ORD: NCER: Funding Opportunities http://es.epa.gov/ncer/rfa/2006/2006_star_fellow.html	498	551	00:09:46
27.	EPA: ORD: NCER: Research Results http://es.epa.gov/ncer/results/	487	527	00:01:49
28.	EPA: ORD: NCER: About NCER http://es.epa.gov/ncer/about/	485	553	00:01:51
29.	EPA: ORD: NCER: Funding Opportunities http://es.epa.gov/ncer/rfa/2007/2007_p3_4thannual.html	483	521	00:03:50
30.	EPA: ORD: NCER: Publications & Proceedings http://es.epa.gov/ncer/publications/	481	550	00:02:10
31.	EPA: ORD: NCER: Funding Opportunities http://es.epa.gov/ncer/rfa/2006/2006_gro_fellow.html	466	471	00:05:05
32.	EPA: National Center For Environmental Research http://es.epa.gov/ncer/science/	463	515	00:01:44
33.	EPA: Nanotechnology: Research Projects http://es.epa.gov/ncer/nano/research/	458	535	00:01:55
34.	EPA: ORD: NCER: Funding Opportunities: Fall 2007 EPA Greater Research Opportunities (GRO) Fellowships for Undergraduate Environmental Study http://es.epa.gov/ncer/rfa/2007/2007_star_gro_undergrad.html	434	447	00:03:29
35.	Research Program Biodiversity & Human Health NCER US EPA http://es.epa.gov/ncer/biodiversity/	433	538	00:01:54
36.	EPA: ORD: NCER: Grants: Recipients List http://es.epa.gov/ncer/grants/recipients_index.html	427	454	00:03:24
37.	EPA: Nanotechnology: Science & Technology http://es.epa.gov/ncer/nano/publications/	426	459	00:03:17
38.	Interpretation of Biomarkers Using Physiologically Based Pharmacokinetic Modeling Funding Opportunities NCER US EPA http://es.epa.gov/ncer/rfa/2007/2007_star_biomarkers.html	413	435	00:02:42
39.	STAA NCER ORD US EPA http://es.epa.gov/ncer/staa/	394	475	00:01:55

	Pages	Visits	Views	Average Time Viewed
40.	Environmental Protection Agency http://es.epa.gov/ncer/fellow/recipients/star_fellow06.html	392	406	00:02:16
41.	Environmental Protection Agency http://es.epa.gov/ncer/rfa/archive/grants/	391	447	00:01:02
42.	About P3 P3 NCER ORD US EPA http://es.epa.gov/ncer/p3/fact_sheet.html	390	409	00:02:25
43.	EPA: Nanotechnology: Basic Information http://es.epa.gov/ncer/nano/questions/	380	418	00:04:46
44.	http://es.epa.gov/ncer/nano/factsheet/	377	401	00:02:06
45.	Environmental Protection Agency http://es.epa.gov/ncer/science/pm/	375	446	00:02:49
46.	EPA: ORD: NCER: SBIR http://es.epa.gov/ncer/rfa/current/sbir_phase1.html	374	446	00:11:27
47.	Regional Environmental Monitoring and Assessment Program: Solicitation for Projects in EPA Regions 1, 5, 8, and 10 Funding Opportunities NCER US EPA http://es.epa.gov/ncer/rfa/2007/2007_nheerl_remap.html	362	373	00:02:12
48.	Children's Environmental Health Research Centers US EPA http://es.epa.gov/ncer/childrenscenters/	358	450	00:01:38
49.	2006/2007 P3 Teams P3 NCER ORD US EPA http://es.epa.gov/ncer/p3/current/	357	402	00:01:28
50.	EPA: ORD: NCER: Funding Opportunities http://es.epa.gov/ncer/rfa/2004/2004_sbir_phase1.html	331	388	00:11:21
51.	EPA: NCER: Research Centers http://es.epa.gov/ncer/centers/	319	365	00:03:08
52.	Environmental Protection Agency http://es.epa.gov/ncer/guidance/star_faq.html	317	321	00:02:13
53.	National Sustainable Design Expo P3 NCER ORD US EPA http://es.epa.gov/ncer/p3/expo/	310	339	00:03:27
54.	EPA: ORD: NCER: Funding Opportunities http://es.epa.gov/ncer/rfa/2005/2005_yep.html	304	358	00:14:00
55.	EPA: Nanotechnology http://es.epa.gov/ncer/nano/solicitation/	298	316	00:00:54
56.	Environmental Protection Agency http://es.epa.gov/ncer/science/economics/	289	328	00:01:26
57.	EPA: ORD: NCER: Funding Opportunities http://es.epa.gov/ncer/rfa/2006/2006_star_cafos.html	280	288	00:08:24
58.	EPA: ORD: NCER: STAR Reports http://es.epa.gov/ncer/publications/starreport/	270	297	00:02:28

	Pages	Visits	Views	Average Time Viewed
59.	EPA: ORD: NCER: Events: Archive http://es.epa.gov/ncer/events/news/	270	334	00:02:24
60.	EPA: ORD: NCER: Funding Opportunities http://es.epa.gov/ncer/rfa/2006/2006_gro_undergrad_fellow.html	269	276	00:03:19
61.	EPA: Nanotechnology http://es.epa.gov/ncer/nano/newsroom/	263	279	00:02:10
62.	EPA: ORD: NCER: 2007 GRO Guidance & FAQs: Frequently Asked Questions http://es.epa.gov/ncer/guidance/faqs/faq_gro_undergrad.html	263	269	00:02:26
63.	EPA: ORD: NCER: Research Opportunities: Archive http://es.epa.gov/ncer/rfa/archive/	258	310	00:01:00
64.	National Sustainable Design Expo Co-Sponsors Information For P3 NCER ORD US EPA http://es.epa.gov/ncer/p3/info/cosponsors.html	258	263	00:01:32
65.	EPA: ORD: NCER: Funding Opportunities http://es.epa.gov/ncer/rfa/2005/2005_star_nano.html	255	267	00:02:59
66.	EPA: ORD: NCER: STAR Research Capsules http://es.epa.gov/ncer/publications/topical/	245	307	00:01:32
67.	EPA: ORD: NCER: EPA SBIR Program Success Stories http://es.epa.gov/ncer/sbir/success/	243	277	00:02:39
68.	Sources and Atmospheric Formation of Organic Particulate Matter Funding Opportunities NCER US EPA http://es.epa.gov/ncer/rfa/2007/2007_star_organic_pm.html	243	246	00:02:18
69.	EPA: ORD: NCER: Progress-Review Workshop Proceedings http://es.epa.gov/ncer/publications/workshop/	242	274	00:02:02
70.	EPA: ORD: NCER: Research Opportunities: Centers for Children's Environmental Health and Disease Prevention Research http://es.epa.gov/ncer/rfa/archive/grants/01/kidscenter01.html	234	288	00:13:33
71.	EPA: ORD: NCER: Research on Drinking Water http://es.epa.gov/ncer/publications/topical/drinking.html	232	238	00:03:20
72.	How to Apply Phase I - Project Development P3 NCER ORD US EPA http://es.epa.gov/ncer/p3/apply/	229	251	00:01:43

	Pages	Visits	Views	Average Time Viewed
73.	EPA: ORD: NCER: Small Business Innovation Research http://es.epa.gov/ncer/rfa/archive/sbir/sbir_phase1_2002.html	228	231	00:06:01
74.	EPA: Nanotechnology http://es.epa.gov/ncer/nano/lectures/	227	255	00:02:57
75.	EPA: NCER: Science Topics: Drinking Water http://es.epa.gov/ncer/science/drinkingwater/	221	240	00:02:28
76.	An Interdisciplinary Approach To Examining The Links Between Social Stressors, Biodiversity And Human Health Funding Opportunities NCER US EPA http://es.epa.gov/ncer/rfa/2007/2007_biodiversity_health.html	221	223	00:02:51
77.	EPA: ORD: NCER: Funding Opportunities http://es.epa.gov/ncer/rfa/2004/2004_collab_science.html	220	242	00:02:44
78.	EPA: NCER: Science Topics: Global Change: Background http://es.epa.gov/ncer/science/globalclimate/	219	239	00:03:26
79.	EPA: Nanotechnology http://es.epa.gov/ncer/nano/relevant_meetings/	219	226	00:01:47
80.	EPA: ORD: NCER: Small Business Innovation Research http://es.epa.gov/ncer/rfa/archive/sbir/	219	232	00:01:59
81.	EPA: ORD: NCER: Funding Opportunities http://es.epa.gov/ncer/rfa/2004/2005_star_grad_fellow.html	217	229	00:03:42
82.	Environmental Protection Agency http://es.epa.gov/ncer/fellow/recipients/star_fellow05.html	211	218	00:01:37
83.	EPA: ORD: NCER: Funding Opportunities http://es.epa.gov/ncer/rfa/2004/2004_climate_change.html	209	214	00:04:27
84.	EPA: ORD: NCER: Funding Opportunities http://es.epa.gov/ncer/rfa/2006/2006_sbir_phase1.html	208	210	00:03:32
85.	EPA: NCER: P3: People, Prosperity and the Planet Student Design Competition for Sustainability: A National Student Design Competition for Sustainability focusing on People, Prosperity, and the Planet http://es.epa.gov/ncer/p3/designs_sustain_rfp.html	204	211	00:05:02
86.	EPA: ORD: NCER: Funding Opportunities http://es.epa.gov/ncer/rfa/2005/2005_sbir_phase1.html	203	209	00:02:26
87.	Table of Contents http://es.epa.gov/ncer/sbir/program/	202	248	00:02:31

	Pages	Visits	Views	Average Time Viewed
88.	2007 P3 Award Winners P3 NCER ORD US EPA http://es.epa.gov/ncer/p3/project_websites/2007/2007awardwinners.html	201	221	00:03:39
89.	EPA: ORD: NCER: Research Opportunities: STAR Fellowship Archives http://es.epa.gov/ncer/rfa/archive/fellow/	201	212	00:02:25
90.	Environmental Protection Agency http://es.epa.gov/ncer/fellow/recipient/gro_fellow06.html	200	211	00:01:55
91.	EPA: ORD: NCER: Funding Opportunities http://es.epa.gov/ncer/rfa/2004/2005_gro_grand_fellow.html	199	205	00:02:39
92.	Uncertainty Analyses of Models in Integrated Environmental Assessments Funding Opportunities NCER US EPA http://es.epa.gov/ncer/rfa/2006/2006_star_uncertainty.html	197	200	00:01:45
93.	Issues in Tribal Environmental Research and Health Promotion: Novel Approaches for Assessing and Managing Cumulative Risks and Impacts of Global Climate Change Funding Opportunities NCER US EPA http://es.epa.gov/ncer/rfa/2006/2006_star_tribal.html	196	196	00:02:14
94.	EPA: ORD: NCER: Mercury Research http://es.epa.gov/ncer/publications/topical/mercury.html	196	203	00:05:40
95.	EPA: Nanotechnology: Research Projects: Toxicology http://es.epa.gov/ncer/nano/research/nano_tox.html	195	202	00:01:13
96.	EPA: ORD: NCER: Funding Opportunities http://es.epa.gov/ncer/rfa/2006/2006_star_cns.html	194	197	00:02:29
97.	Environmental Protection Agency http://es.epa.gov/ncer/publications/nano/	190	197	00:01:42
98.	Past P3 Projects P3 NCER ORD US EPA http://es.epa.gov/ncer/p3/past/	187	199	00:01:29
99.	Computational Toxicology Centers: Development Of Predictive Environmental And Biomedical Computer-Based Simulations And Models Funding Opportunities NCER US EPA http://es.epa.gov/ncer/rfa/2007/2007_comp_tox.html	187	193	00:02:30
100.	EPA: Nanotechnology http://es.epa.gov/ncer/nano/links/	187	203	00:03:07

	Pages	Visits	Views	Average Time Viewed
101.	Environmental Protection Agency http://es.epa.gov/ncer/fellow/recipients/star_fellow04.html	184	185	00:02:17
102.	EPA: ORD: NCER: About NCER: Quick Guide http://es.epa.gov/ncer/about/quickguide.html	184	191	00:02:28
103.	Sources, Composition, and Health Effects of Coarse Particulate Matter Funding Opportunities NCER US EPA http://es.epa.gov/ncer/rfa/2006/2006_star_coarse_pm.html	181	186	00:04:07
104.	Background/About TSE Technology for a Sustainable Environment Science Topics NCER EPA http://es.epa.gov/ncer/science/tse/	181	208	00:02:39
105.	2006 P3 Award Winners Past P3 Projects P3 NCER ORD US EPA http://es.epa.gov/ncer/p3/project_websites/2006/2006awardwinners.html	181	186	00:03:35
106.	Forms P3 NCER ORD US EPA http://es.epa.gov/ncer/P3/forms/	181	267	00:02:29
107.	P3 and Other Awards Ceremony P3 NCER ORD US EPA http://es.epa.gov/ncer/p3/ceremony/	175	183	00:01:42
108.	EPA: ORD: NCER: Funding Opportunities http://es.epa.gov/ncer/rfa/2004/2004_aqua_sy_s.html	173	177	00:03:54
109.	EPA: ORD: NCER: Funding Opportunities http://es.epa.gov/ncer/rfa/2004/2004_manufactured_nano.html	172	177	00:03:59
110.	EPA: ORD: NCER: Research Opportunities http://es.epa.gov/ncer/rfa/current/2004_grad_fellow.html	171	172	00:03:28
111.	EPA: ORD: NCER: Funding Opportunities: Development of Environmental Health Outcome Indicators http://es.epa.gov/ncer/rfa/2006/2006_star_ep_hi.html	169	172	00:04:45
112.	Environmental Protection Agency http://es.epa.gov/ncer/fellow/recipients/star_fellow03.html	169	176	00:01:55
113.	EPA: ORD: NCER: Guidance & FAQs http://es.epa.gov/ncer/guidance/qa.html	168	177	00:06:05
114.	EPA: ORD: NCER: Funding Opportunities http://es.epa.gov/ncer/rfa/2005/2005_star_biotech.html	168	172	00:01:25

	Pages	Visits	Views	Average Time Viewed
115.	P3 Award Winners and Successes P3 NCER ORD US EPA http://es.epa.gov/ncer/p3/success/	167	176	00:01:16
116.	EPA: ORD: NCER: Guidance & FAQs: Acknowledgement of EPA Support http://es.epa.gov/ncer/guidance/star_images.html	166	174	00:02:59
117.	EPA: NCER: P3: People, Prosperity and the Planet Student Design Competition for Sustainability: A National Student Design Competition for Sustainability focusing on People, Prosperity, and the Planet http://es.epa.gov/ncer/p3/designs_sustain_rfp_2005.html	164	166	00:04:24
118.	EPA: ORD: NCER: Events: News http://es.epa.gov/ncer/events/news/2005/04_13_05_feature.html	163	172	00:02:00
119.	http://es.epa.gov/ncer/p3/photo.html	163	198	00:01:07
120.	2007 News and Events Archive Events NCER ORD US EPA http://es.epa.gov/ncer/events/news/2007/	160	163	00:01:50
121.	EPA: ORD: NCER: Research Opportunities: EPA/NSF Partnership for Environmental Research http://es.epa.gov/ncer/rfa/archive/grants/99/decision.html	160	161	00:01:42
122.	EPA: ORD: NCER: Funding Opportunities http://es.epa.gov/ncer/rfa/2005/2005_ecohab.html	159	160	00:02:53
123.	EPA: ORD: NCER: Funding Opportunities http://es.epa.gov/ncer/rfa/2006/2006_p3.html	158	163	00:02:37
124.	EPA: ORD: NCER: Research on Mining Impacts http://es.epa.gov/ncer/publications/topical/mining.html	157	163	00:04:53
125.	EPA: ORD: NCER: Environmental Research Grant Announcements http://es.epa.gov/ncer/rfa/archive/grants/07/	156	159	00:01:07
126.	EPA: ORD: NCER: Events: News http://es.epa.gov/ncer/events/news/2005/03_08_05_feature.html	152	154	00:02:36
127.	Information for Current Grantees P3 NCER ORD US EPA http://es.epa.gov/ncer/p3/teams/	152	162	00:01:21
128.	EPA: ORD: NCER: Funding Opportunities http://es.epa.gov/ncer/rfa/2005/2005_nonlinear_responses.html	151	156	00:06:32
129.	Current Partners Information for Partners P3 NCER ORD US EPA http://es.epa.gov/ncer/p3/partners/	151	181	00:03:01

	Pages	Visits	Views	Average Time Viewed
130.	EPA: Nanotechnology: Research Projects: Remediation http://es.epa.gov/ncer/nano/research/nano_remediation.html	151	156	00:03:46
131.	EPA: ORD: NCER: Research Opportunities: Current RFA http://es.epa.gov/ncer/rfa/current/2003_mai_grad.html	150	154	00:04:10
132.	EPA: Nanotechnology: Research Projects: Green Nanotechnology http://es.epa.gov/ncer/nano/research/nano_green.html	149	152	00:02:26
133.	Logistics Public Health Applications of Human Biomonitoring Events NCER ORD EPA http://es.epa.gov/ncer/events/calendar/2007/sep24/logistics.html	149	160	00:03:03
134.	EPA: ORD: NCER: Funding Opportunities http://es.epa.gov/ncer/rfa/2004/2004_ecohab.html	146	146	00:01:30
135.	Controlling Pests: Roaches, Mice, Rats Children's Environmental Health Research Centers US EPA http://es.epa.gov/ncer/childrenscenters/controllingpest.html	144	145	00:08:16
136.	EPA: ORD: NCER: Urban Sprawl Research http://es.epa.gov/ncer/publications/topical/urban.html	143	146	00:03:17
137.	EPA: ORD: NCER: Funding Opportunities http://es.epa.gov/ncer/rfa/current/2004_gro_grad_fellow.html	141	142	00:02:49
138.	2006-2007 GRO Undergraduate Fellowships STAR Fellowships NCER US EPA http://es.epa.gov/ncer/fellow/recipients/gro_undergrad_fellow06.html	140	143	00:01:40
139.	EPA: ORD: NCER: Funding Opportunities http://es.epa.gov/ncer/rfa/2006/2006_star_gc_aq.html	139	141	00:04:09
140.	EPA: ORD: NCER: Fellowships http://es.epa.gov/ncer/fellow/abstracts/	139	154	00:01:22
141.	EPA: ORD: NCER: Funding Opportunities http://es.epa.gov/ncer/rfa/2004/2005_gro_undegrad_fellow.html	138	138	00:05:38
142.	EPA: ORD: NCER: Research Opportunities: Environmental Statistics http://es.epa.gov/ncer/rfa/archive/grants/99/nsf99stat.html	138	140	00:03:47

	Pages	Visits	Views	Average Time Viewed
143.	EPA: ORD: NCER: Research Opportunities: Technology for a Sustainable Environment http://es.epa.gov/ncer/rfa/archive/grants/99/tse99.html	138	138	00:02:59
144.	EPA: ORD: NCER: NOx Research http://es.epa.gov/ncer/publications/topical/nox.html	138	145	00:06:06
145.	EPA: ORD: NCER: Pathogens in Water http://es.epa.gov/ncer/publications/topical/pathogens.html	137	150	00:02:28
146.	EPA: ORD: NCER: Funding Opportunities http://es.epa.gov/ncer/rfa/2004/2004_air_poll_em.html	137	138	00:02:40
147.	Environmental Protection Agency http://es.epa.gov/ncer/rfa/current/2003_nano.html	137	143	00:05:18
148.	Endocrine Disruptors Research Science Topics NCER ORD US EPA http://es.epa.gov/ncer/science/endocrine/	136	172	00:01:35
149.	EPA: ORD: NCER: Fellowships: 2000 STAR Graduate Fellowships http://es.epa.gov/ncer/fellow/recipients/fellow00.html	136	140	00:00:56
150.	EPA: ORD: NCER: Funding Opportunities http://es.epa.gov/ncer/rfa/2004/2004_source_pm.html	135	137	00:05:39
151.	Newsroom P3 NCER ORD US EPA http://es.epa.gov/ncer/p3/news.html	134	148	00:01:37
152.	2005 Project Descriptions and Photos P3 NCER ORD US EPA http://es.epa.gov/ncer/p3/project_websites/2005/2005_phase_1_project_websites.html	133	140	00:02:33
153.	EPA: ORD: NCER: Environmental Research Grant Announcements http://es.epa.gov/ncer/rfa/archive/grants/06/	133	137	00:01:14
154.	EPA: ORD: NCER: Funding Opportunities http://es.epa.gov/ncer/rfa/2005/2005_decision_support_sys.html	133	138	00:03:01
155.	EPA: ORD: NCER: Funding Opportunities http://es.epa.gov/ncer/rfa/2004/2004_valuation.html	132	140	00:04:14
156.	EPA: ORD: NCER: Events: Archive http://es.epa.gov/ncer/events/news/2006/	132	133	00:01:35
157.	EPA: ORD: NCER: Funding Opportunities http://es.epa.gov/ncer/rfa/2004/2004_glakes_foodweb.html	130	132	00:06:17

	Pages	Visits	Views	Average Time Viewed
158.	EPA: ORD: NCER: Events: News http://es.epa.gov/ncer/events/news/2006/09_29_06_p3.html	130	130	00:03:32
159.	EPA: ORD: NCER: Remediation Research http://es.epa.gov/ncer/publications/topical/remediation.html	128	136	00:02:50
160.	EPA: ORD: NCER: Funding Opportunities http://es.epa.gov/ncer/rfa/2005/2005_hsa_impacts_research.html	128	128	00:04:50
161.	Environmental Protection Agency http://es.epa.gov/ncer/rfa/current/2003_enviro_stat.html	126	127	00:02:49
162.	EPA: ORD: NCER: Ecological Assessment and Indicators Research http://es.epa.gov/ncer/publications/topical/ecoass.html	126	132	00:03:12
163.	EPA: ORD: NCER: Recent Research Conducted in Region 5 http://es.epa.gov/ncer/publications/topical/region5sbir.html	125	132	00:00:37
164.	Environmental SBIR Awards by Other Agencies http://es.epa.gov/ncer/sbir/agency/govtwide.html	125	140	00:01:31
165.	EPA: ORD: NCER: Funding Opportunities http://es.epa.gov/ncer/rfa/current/2004_gro_undergrad_fellow.html	125	125	00:04:18
166.	EPA: ORD: NCER: Fellowships: About Undergraduate MAI http://es.epa.gov/ncer/fellow/gro/	124	130	00:00:55
167.	Environmental Protection Agency http://es.epa.gov/ncer/rfa/current/2003_comptox.html	124	125	00:03:25
168.	Drinking Water Treatment http://es.epa.gov/ncer/sbir/sbir97/drinking.html	123	123	00:11:38
169.	EPA: ORD: NCER: Research Opportunities: Mechanistic-Based Cancer Risk Assessment Methods http://es.epa.gov/ncer/rfa/archive/grants/99/rfacancer.html	123	123	00:03:21
170.	EPA: ORD: NCER: Funding Opportunities http://es.epa.gov/ncer/rfa/2004/2004_pm_research.html	123	145	00:04:51
171.	EPA: ORD: NCER: Fellowships: 1999 STAR Graduate Fellowships http://es.epa.gov/ncer/fellow/recipients/fellow99.html	123	130	00:01:28

	Pages	Visits	Views	Average Time Viewed
172.	EPA: ORD: NCER: Funding Opportunities http://es.epa.gov/ncer/rfa/2006/2006_star_methodological.html	122	124	00:03:31
173.	EPA: ORD: NCER: Events: Participants: Workshop on Pharmaceuticals in the Environment http://es.epa.gov/ncer/publications/meetings/8-23-2005/participants.html	121	122	00:07:47
174.	EPA: ORD: NCER: TITLE http://es.epa.gov/ncer/rfa/archive/grants/01/endocrine00.html	121	121	00:04:23
175.	EPA: ORD: NCER: Events: News http://es.epa.gov/ncer/events/news/2003/01_15_03a.html	119	126	00:01:54
176.	EPA: ORD: NCER: Research on Water Treatment for Pesticide Removal and the Impacts of Agriculture on Water Quality http://es.epa.gov/ncer/publications/topical/pesticide.html	119	124	00:02:15
177.	Information For P3 NCER ORD US EPA http://es.epa.gov/ncer/p3/info/	119	125	00:01:43
178.	Agenda U.S.EPA STAR Awards: Fate and Effects of Hormones in Waste From Concentrated Animal Feeding Operations (CAFOs) Events NCER ORD EPA http://es.epa.gov/ncer/events/calendar/2007/aug20/agenda.html	119	124	00:04:09
179.	Information for Partners Info For P3 NCER ORD US EPA http://es.epa.gov/ncer/p3/info/partners.html	119	121	00:01:32
180.	EPA: ORD: NCER: Publications: SBIR http://es.epa.gov/ncer/publications/sbir/	119	147	00:01:05
181.	EPA: ORD: NCER: Events: News http://es.epa.gov/ncer/events/news/2007/04_25_07_feature.html	118	121	00:01:47
182.	EPA: ORD: NCER: Fellowships: 2001 Graduate Fellowships http://es.epa.gov/ncer/fellow/recipients/star_fellow01.html	118	118	00:01:54
183.	EPA: ORD: NCER: Funding Opportunities http://es.epa.gov/ncer/rfa/2005/2005_ebd_rfa.html	118	122	00:04:46
184.	Environmental Protection Agency http://es.epa.gov/ncer/publications/meetings/	118	121	00:02:16
185.	EPA: ORD: NCER: Characterizing Risk at Metal Finishing Facilities http://es.epa.gov/ncer/publications/archive/csidoc.html	117	120	00:06:42

	Pages	Visits	Views	Average Time Viewed
■ 186.	EPA: ORD: NCER: Pesticides and Human Health Research http://es.epa.gov/ncer/publications/topical/pesthr.html	117	124	00:04:14
■ 187.	EPA: ORD: NCER: Fellowships: 2001 MAI Graduate Fellowships http://es.epa.gov/ncer/fellow/recipients/mai_fellow02.html	116	124	00:01:42
■ 188.	Autism and Neurodevelopmental Disorders Children's Environmental Health Research Centers US EPA http://es.epa.gov/ncer/childrenscenters/autism.html	116	128	00:04:30
■ 189.	EPA: ORD: NCER: Events: News http://es.epa.gov/ncer/events/news/2003/nas_special.html	116	120	00:02:15
■ 190.	EPA: ORD: NCER: Fellowships: 2001 MAI Graduate Fellowships http://es.epa.gov/ncer/fellow/recipients/mai_fellow01.html	116	117	00:01:25
■ 191.	EPA: ORD: NCER: Research on Pesticide Bio- and Phytoremediation http://es.epa.gov/ncer/publications/topical/biopest.html	116	124	00:03:23
■ 192.	EPA: ORD: NCER: Funding Opportunities http://es.epa.gov/ncer/rfa/2004/2004_biomarkers.html	116	116	00:03:45
■ 193.	Logistics Interagency Workshop on the Environmental Implications of Nanotechnology Events NCER ORD EPA http://es.epa.gov/ncer/events/calendar/2007/sep05/logistics.html	115	122	00:01:55
■ 194.	EPA: ORD: NCER: Research Opportunities: Exploratory Research to Anticipate Future Environmental Issues http://es.epa.gov/ncer/rfa/archive/grants/01/futures.html	115	123	00:02:13
■ 195.	EPA: ORD: NCER: Research Opportunities: Current RFA http://es.epa.gov/ncer/rfa/current/2003_mai_under.html	115	123	00:06:53
■ 196.	EPA: ORD: NCER: Funding Opportunities http://es.epa.gov/ncer/rfa/2004/2004_nano.html	114	119	00:03:39
■ 197.	EPA: ORD: NCER: Centers http://es.epa.gov/ncer/centers/eagles/	114	176	00:03:17

	Pages	Visits	Views	Average Time Viewed
198.	Logistics U.S.EPA STAR Awards: Fate and Effects of Hormones in Waste From Concentrated Animal Feeding Operations (CAFOs) Events NCER ORD EPA http://es.epa.gov/ncer/events/calendar/2007/aug20/logistics.html	114	119	00:03:31
199.	EPA: ORD: NCER: Events: News http://es.epa.gov/ncer/events/news/2007/06_04_07_feature.html	114	120	00:01:34
200.	EPA: ORD: NCER: Funding Opportunities http://es.epa.gov/ncer/rfa/2004/2004_corporate.html	114	116	00:02:13
201.	EPA: ORD: NCER: Funding Opportunities http://es.epa.gov/ncer/rfa/2004/2004_sustainability_engineering_curricula.html	113	116	00:03:05
202.	http://es.epa.gov/ncer/rfa/2004/2004_low_dose.html	113	119	00:06:22
203.	EPA: NCER: Science Topics: Drinking Water: Research Results http://es.epa.gov/ncer/science/drinkingwater/results.html	113	114	00:04:38
204.	EPA: ORD: NCER: Research Opportunities: Current RFA http://es.epa.gov/ncer/rfa/current/2003arsenic.html	112	112	00:03:53
205.	EPA: ORD: NCER: Algal Bloom Research http://es.epa.gov/ncer/publications/topical/algal.html	112	119	00:02:54
206.	EPA: ORD: NCER: Environmental Science and Engineering Fellows Program http://es.epa.gov/ncer/publications/archive/aaas97.html	112	113	00:06:44
207.	EPA: ORD: NCER: Funding Opportunities http://es.epa.gov/ncer/rfa/2005/2005_pathogens_drinking_water.html	112	113	00:03:46
208.	EPA: NCER: Research Opportunities - Post-Doctoral Research Positions http://es.epa.gov/ncer/rfa/postdoc.html	112	113	00:01:38
209.	Additional Awards P3 Award Competition P3 NCER ORD US EPA http://es.epa.gov/ncer/p3/addawards.html	111	118	00:03:22
210.	EPA: ORD: NCER: Funding Opportunities http://es.epa.gov/ncer/rfa/current/2004_arsenic.html	111	111	00:02:40
211.	Environmental Protection Agency http://es.epa.gov/ncer/fellow/recipients/gro_fellow04.html	109	112	00:00:41

	Pages	Visits	Views	Average Time Viewed
212.	Multimedia Children's Environmental Health Research Centers US EPA http://es.epa.gov/ncer/childrenscenters/multimedia.html	109	120	00:02:52
213.	2006 Level III Scientific And Technological Achievement Awards (STAA) STAA Environmental Protection Agency http://es.epa.gov/ncer/staa/annual/2007/level3.html	109	113	00:03:38
214.	Related Links Biodiversity & Human Health NCER US EPA http://es.epa.gov/ncer/biodiversity/links.html	109	111	00:02:12
215.	EPA: ORD: NCER: Events: News http://es.epa.gov/ncer/events/news/2007/06_04_07_people.html	109	113	00:02:19
216.	Southern Center on Environmentally-Driven http://es.epa.gov/ncer/childrenscenters/duke.html	109	119	00:02:56
217.	Jeopardy Quizzes America with Environmental Clues Newsroom P3 NCER ORD US EPA http://es.epa.gov/ncer/p3/press/05_07_07.html	108	120	00:01:32
218.	EPA: ORD: NCER: Funding Opportunities http://es.epa.gov/ncer/rfa/2006/2006_gro_sollicitation.html	108	109	00:05:54
219.	EPA: ORD: NCER: Events: News http://es.epa.gov/ncer/events/news/2007/05_15_07_feature.html	108	115	00:02:24
220.	EPA: ORD: NCER: Centers http://es.epa.gov/ncer/centers/airpm/sab/report.html	108	116	00:02:51
221.	EPA: ORD: NCER: Fellowships: 1998 STAR Graduate Fellowships http://es.epa.gov/ncer/fellow/recipients/fellow98.html	108	113	00:01:43
222.	EPA: ORD: NCER: Research Opportunities: Environmental Futures Research in Nanoscale Science, Engineering and Technology http://es.epa.gov/ncer/rfa/archive/grants/02/02nanotech.html	108	115	00:03:22
223.	2004 P3 Projects Past P3 Projects P3 NCER ORD US EPA http://es.epa.gov/ncer/p3/project_websites/2004_project_websites.html	107	110	00:04:46
224.	Environmental Protection Agency http://es.epa.gov/ncer/fellow/recipients/gro_fellow05.html	107	113	00:02:57

	Pages	Visits	Views	Average Time Viewed
225.	EPA: ORD: NCER: Publications Archive http://es.epa.gov/ncer/publications/archive/	106	111	00:03:17
226.	EPA: ORD: NCER: Funding Opportunities http://es.epa.gov/ncer/rfa/2004/2004_sbir_phase1_pac-swest.html	105	111	00:05:21
227.	EPA: ORD: NCER: Fellowships: 1996 Graduate Fellowships http://es.epa.gov/ncer/fellow/recipient/96felltbl.html	105	109	00:01:54
228.	Environmental Protection Agency http://es.epa.gov/ncer/rfa/current/sbir_phase1_western.html	104	109	00:07:44
229.	EPA: ORD: NCER: Research Opportunities: Assessing the Consequences of Interactions between Human Activities and a Changing Climate http://es.epa.gov/ncer/rfa/archive/grants/00/00humanrfa.html	104	109	00:04:15
230.	Columbia University Center for Children's Environmental Health, New York City Children's Environmental Health Research Centers US EPA http://es.epa.gov/ncer/childrenscenters/columbia.html	103	119	00:02:25
231.	Environmental SBIR Awards by Other Agencies - 1996 http://es.epa.gov/ncer/sbir/agency/govtwide96.html	103	105	00:03:44
232.	Bringing Clean Drinking Water to India People in the News NCER ORD EPA http://es.epa.gov/ncer/events/news/2007/05_04_07_people.html	103	111	00:02:44
233.	Become An Exhibitor Information For P3 NCER ORD US EPA http://es.epa.gov/ncer/p3/become_exhibitor.html	103	105	00:02:09
234.	EPA: ORD: NCER: Funding Opportunities http://es.epa.gov/ncer/rfa/2004/2004_fire_climate.html	102	102	00:04:23
235.	EPA: ORD: NCER: Other Programs: Archive http://es.epa.gov/ncer/other/archive/	102	108	00:02:36
236.	Agenda User Interface Committee Meeting on Earth Observations Events NCER ORD EPA http://es.epa.gov/ncer/events/calendar/2007/aug1/agenda.html	102	106	00:02:13

	Pages	Visits	Views	Average Time Viewed
237.	EPA: Nanotechnology: Research Projects: Fate and Transport http://es.epa.gov/ncer/nano/research/nano_fate_and_transport.html	102	108	00:04:06
238.	EPA: ORD: NCER: Dioxin Research http://es.epa.gov/ncer/publications/topical/dioxin.html	102	111	00:02:06
239.	Community Partnerships Children's Environmental Health Research Centers US EPA http://es.epa.gov/ncer/childrenscenters/communities.html	101	112	00:01:33
240.	EPA: ORD: NCER: STAR Fellowships: Posters http://es.epa.gov/ncer/fellow/posters/2004_star_grad_fellow_conf_posters.html	101	106	00:01:55
241.	EPA: ORD: NCER: Funding Opportunities http://es.epa.gov/ncer/rfa/2004/2004_microbial_risk.html	101	104	00:06:23
242.	EPA: ORD: NCER: Funding Opportunities http://es.epa.gov/ncer/rfa/2004/2004_gro_bioaccum.html	100	106	00:03:53
243.	Page Moved http://es.epa.gov/ncer/rfa/02regstressor.html	100	101	00:03:14
244.	Environmental Protection Agency http://es.epa.gov/ncer/rfa/archive/grants/03/current/2003_nano.html	100	104	00:04:51
245.	Phase II - P3 Award Winners P3 NCER ORD US EPA http://es.epa.gov/ncer/p3/award_winners.html	99	101	00:06:45
246.	Market Mechanisms and Incentives: Case Studies and Experimental Testbeds for New Environmental Trading Programs Funding Opportunities NCER US EPA http://es.epa.gov/ncer/rfa/2006/2006_star_mmi.html	99	102	00:04:58
247.	EPA: ORD: NCER: Fellowships: 1995 Graduate Fellowships http://es.epa.gov/ncer/fellow/recipients/felltbl.html	99	101	00:01:52
248.	EPA: ORD: NCER: Fellowships: 1997 Graduate Fellowships http://es.epa.gov/ncer/fellow/recipients/97felltbl.html	99	105	00:01:09
249.	EPA: ORD: NCER: STAR Program Handouts: STAR Program Handouts http://es.epa.gov/ncer/publications/handouts/	99	105	00:02:11

	Pages	Visits	Views	Average Time Viewed
250.	EPA: ORD: NCER: Small Business Innovation Research: Guide to Technology Commercialization Assistance for EPA SBIR Program Awardees http://es.epa.gov/ncer/sbir/commercial.html	99	100	00:03:52
251.	EPA: ORD: NCER: Funding Opportunities http://es.epa.gov/ncer/rfa/2004/2004_sbir_phase1_haz-waste.html	99	105	00:06:25
252.	EPA: ORD: NCER: Research on Contaminated Sediments http://es.epa.gov/ncer/publications/topical/sediments.html	98	107	00:02:55
253.	Environmental Protection Agency:NCER: Fellowship http://es.epa.gov/ncer/fellow/recipients/gro_fellow03.html	98	104	00:00:55
254.	EPA: ORD: NCER: Funding Opportunities http://es.epa.gov/ncer/rfa/2004/2004_sbir_phase1_poll-prev.html	98	103	00:05:43
255.	EPA: ORD: NCER: Research Opportunities: Developing Regional-Scale Stressor-Response Models for Use in Environmental & Decision-making http://es.epa.gov/ncer/rfa/archive/grants/02/02regstressor.html	97	97	00:06:10
256.	EPA: ORD: NCER: Publications & Proceedings http://es.epa.gov/ncer/publications/science_forum/	97	105	00:02:22
257.	EPA: ORD: NCER: Research Opportunities: 2000 Minority Academic Institutions Undergraduate Student Fellowships http://es.epa.gov/ncer/rfa/archive/fellow/undgrad.html	96	103	00:01:24
258.	EPA: ORD: NCER: SBIR: Lists of Awards http://es.epa.gov/ncer/sbir/awards/	96	115	00:02:34
259.	EPA: ORD: NCER: Research Opportunities: Lifestyle and Cultural Practices of Tribal Populations and Risks from Toxic Substances in the Environment http://es.epa.gov/ncer/rfa/archive/grants/02/02trib_risk.html	96	96	00:04:48
260.	EPA: ORD: NCER: Research Opportunities: Partners: ACC http://es.epa.gov/ncer/rfa/partners/acc/	95	135	00:03:09
261.	Grant Recipients P3 NCER ORD US EPA http://es.epa.gov/ncer/p3/grantrecip.html	95	97	00:01:54

	Pages	Visits	Views	Average Time Viewed
262.	Agenda Interagency Workshop on the Environmental Implications of Nanotechnology Events NCER ORD EPA http://es.epa.gov/ncer/events/calendar/2007/sep05/agenda.html	95	101	00:04:33
263.	EPA: ORD: NCER: Funding Opportunities http://es.epa.gov/ncer/rfa/2004/2004early_indicators.html	95	95	00:06:12
264.	Bibliometrics Publications & Proceedings NCER ORD US EPA http://es.epa.gov/ncer/publications/bibliometrics/	94	97	00:02:53
265.	EPA: ORD: NCER: STAR Fellowships: Posters http://es.epa.gov/ncer/fellow/posters/	94	97	00:02:57
266.	Research Solicitation Biodiversity & Human Health NCER US EPA http://es.epa.gov/ncer/biodiversity/solicitation.html	94	96	00:02:50
267.	Environmental Protection Agency http://es.epa.gov/ncer/fellow/recipients/gro_undergrad_fellow05.html	93	95	00:02:23
268.	Environmental Protection Agency http://es.epa.gov/ncer/fellow/recipients/gro_fellow_04_under.html	93	94	00:01:04
269.	P3 Newsroom Archive 2006 Newsroom P3 NCER ORD US EPA http://es.epa.gov/ncer/P3/press/	93	112	00:03:55
270.	EPA: ORD: NCER: Publications: Terms and Conditions http://es.epa.gov/ncer/publications/terms/tscs99.html	92	92	00:03:44
271.	EPA: ORD: NCER: Small Business Innovation Research http://es.epa.gov/ncer/sbir/workshops.html	92	93	00:03:16
272.	EPA: ORD: NCER: Grant Results Overviews http://es.epa.gov/ncer/publications/overview/	91	95	00:02:35
273.	EPA: ORD: NCER: Small Business Innovation Research http://es.epa.gov/ncer/sbir/presentations.html	91	93	00:03:57
274.	Environmental Protection Agency http://es.epa.gov/ncer/fellow/recipients/mai_fellow_03_under.htm	91	92	00:02:23
275.	EPA: Nanotechnology: Research Projects: Sensors http://es.epa.gov/ncer/nano/research/nano_sensors.html	91	97	00:01:52

	Pages	Visits	Views	Average Time Viewed
276.	Environmental Protection Agency http://es.epa.gov/ncer/science/economics/economics.html	91	92	00:03:28
277.	Frequent Questions Children's Environmental Health Research Centers US EPA http://es.epa.gov/ncer/childrenscenters/faqs.html	91	94	00:02:44
278.	EPA: ORD: NCER: Funding Opportunities http://es.epa.gov/ncer/rfa/2005/2005_exp_meas_tools.html	90	91	00:02:27
279.	EPA: ORD: NCER: Research Opportunities: Assessing the Consequences of Global Change for Air Quality: Sensitivity of U.S. air quality to climate change and future global impacts http://es.epa.gov/ncer/rfa/archive/grants/02/02globalimpact.html	90	91	00:04:51
280.	EPA: ORD: NCER: Funding Opportunities http://es.epa.gov/ncer/rfa/2005/2005_cont_meas_methods_pm.html	90	90	00:03:39
281.	Environmental Protection Agency http://es.epa.gov/ncer/fellow/recipients/mai_fellow_98_under.htm	90	92	00:00:39
282.	STAR Grantee Wins 2007 Stockholm Water Prize People in the News NCER ORD EPA http://es.epa.gov/ncer/events/news/2007/03_27_07_people.html	90	93	00:01:29
283.	EPA: ORD: NCER: Events: News http://es.epa.gov/ncer/events/news/2004/10_22_04a.html	89	111	00:02:40
284.	Basic Information Children's Environmental Health Research Centers US EPA http://es.epa.gov/ncer/childrenscenters/basic_info.html	89	97	00:01:25
285.	EPA: ORD: NCER: Research Opportunities: Biomarkers for the Assessment of Exposure and Toxicity in Children http://es.epa.gov/ncer/rfa/archive/grants/00/kids2000.html	89	89	00:06:09
286.	University of California at Berkeley Center for Children's Environmental Health Research Children's Environmental Health Research Centers US EPA http://es.epa.gov/ncer/childrenscenters/berkeley.html	89	98	00:03:26
287.	Environmental Protection Agency http://es.epa.gov/ncer/fellow/recipients/mai_fellow_97_under.htm	89	90	00:00:42

	Pages	Visits	Views	Average Time Viewed
■ 288.	STAR Grantee Joins NOAA Leadership People in the News NCER ORD EPA http://es.epa.gov/ncer/events/news/2007/06_04_07_people_fine.html	89	94	00:02:18
■ 289.	EPA: ORD: NCER: Funding Opportunities http://es.epa.gov/ncer/rfa/2004/2004_comp_to_x.html	88	89	00:04:38
■ 290.	EPA: ORD: NCER: Events: Archive http://es.epa.gov/ncer/events/news/2004/	88	108	00:03:34
■ 291.	EPA: ORD: NCER: Research on Children's Health Asthma, Lead, and Indoor Air http://es.epa.gov/ncer/publications/topical/children.html	88	88	00:01:45
■ 292.	EPA: ORD: NCER: Fellowships http://es.epa.gov/ncer/fellow/progress/	88	93	00:01:13
■ 293.	Environmental Protection Agency http://es.epa.gov/ncer/fellow/recipients/mai_fellow_99_under.htm	88	88	00:00:41
■ 294.	Interdisciplinary Forum and Workshop Biodiversity & Human Health NCER US EPA http://es.epa.gov/ncer/biodiversity/workshop.html	88	91	00:02:48
■ 295.	Grantee Gets New Sustainability Award People in the News NCER ORD EPA http://es.epa.gov/ncer/events/news/2007/06_04_07_people_lynd.html	87	92	00:01:28
■ 296.	EPA: ORD: NCER: Environmental Research Grant Announcements http://es.epa.gov/ncer/rfa/archive/grants/05/	87	90	00:01:53
■ 297.	University of Medicine and Dentistry of New Jersey Center for Childhood Neurotoxicology and Assessment Children's Environmental Health Research Centers US EPA http://es.epa.gov/ncer/childrenscenters/newjersey.html	87	97	00:02:10
■ 298.	EPA: ORD: NCER: Small Business Innovation Research: 2001 EPA Small Business Innovation Research Phase I http://es.epa.gov/ncer/sbir/2001sbir.html	86	89	00:04:49
■ 299.	Environmental Protection Agency http://es.epa.gov/ncer/fellow/recipients/mai_fellow_02_under.htm	86	90	00:00:54

	Pages	Visits	Views	Average Time Viewed
300.	Bioengineering for Pollution Prevention Through Development of Biobased Materials and Energy News NCER ORD EPA http://es.epa.gov/ncer/events/news/2007/07_18_07_feature.html	86	91	00:03:43
Subtotal for rows: 1 - 300		-	102,176	-
Other		-	94,115	-
Total		-	196,291	-

items 1-300 of 2000

Pages

	Pages	Average Time to Serve (ms)
1.	National Center for Environmental Research (NCER) ORD US EPA http://es.epa.gov/ncer/	0
2.	Funding Opportunities NCER ORD US EPA http://es.epa.gov/ncer/rfa/	0
3.	FALL 2008 EPA Science to Achieve Results (STAR) Fellowships for Graduate Environmental Study Funding Opportunities NCER US EPA http://es.epa.gov/ncer/rfa/2008/2008_star_fellow.html	0
4.	STAR Fellowships NCER US EPA http://es.epa.gov/ncer/fellow/	0
5.	EPA: ORD: NCER: Small Business Innovation Research http://es.epa.gov/ncer/sbir/	0
6.	EPA: ORD: NCER: STAR Grants and Cooperative Agreements http://es.epa.gov/ncer/grants/	0
7.	Ecology and Oceanography of Harmful Algal Blooms Funding Opportunities NCER US EPA http://es.epa.gov/ncer/rfa/2008/2008_star_ecohab.html	0
8.	Nanotechnology Research Grants Investigating Fate, Transport, Transformation, And Exposure Of Engineered Nanomaterials: A Joint Research Solicitation Funding Opportunities NCER US EPA http://es.epa.gov/ncer/rfa/2007/2007_star_nanotech.html	0

	Pages	Average Time to Serve (ms)
9.	Calendar Events NCER ORD US EPA http://es.epa.gov/ncer/events/	0
10.	P3 NCER ORD US EPA http://es.epa.gov/ncer/p3/	0
11.	EPA: Nanotechnology http://es.epa.gov/ncer/nano/	0
12.	STAR Grant Forms and Instructions Funding Opportunities NCER ORD US EPA http://es.epa.gov/ncer/rfa/forms/	0
13.	EPA: ORD: NCER: Funding Opportunities: Fall 2007 EPA Science to Achieve Results (STAR) Fellowships for Graduate Environmental Study http://es.epa.gov/ncer/rfa/2007/2007_star_fellow.html	0
14.	Development of Environmental Health Outcome Indicators Funding Opportunities NCER US EPA http://es.epa.gov/ncer/rfa/2007/2007_star_health_indicators.html	0
15.	EPA: ORD: NCER: Funding Opportunities: Fall 2007 EPA Greater Research Opportunities (GRO) Fellowships for Graduate Environmental Study http://es.epa.gov/ncer/rfa/2007/2007_star_gro_grad.html	0
16.	Environmental Protection Agency: National Center For Environmental Research: STAR/GRO Graduate Fellowship FAQs http://es.epa.gov/ncer/guidance/faqs/faq_gro_grad.html	0
17.	Innovative Approaches to Particulate Matter Health, Composition, and Source Questions Funding Opportunities NCER US EPA http://es.epa.gov/ncer/rfa/2007/2007_star_particulate_matter.html	0
18.	EPA: ORD: NCER: Funding Opportunities http://es.epa.gov/ncer/rfa/2007/2007_sbir_phase1.html	0
19.	Detection and Monitoring of Engineered Nanomaterials Funding Opportunities NCER US EPA http://es.epa.gov/ncer/rfa/2007/2007_gro_nano.html	0
20.	EPA: ORD: NCER: Guidance & FAQs http://es.epa.gov/ncer/guidance/	0

	Pages	Average Time to Serve (ms)
21.	EPA: ORD: NCER: Other Programs: EPSCoR http://es.epa.gov/ncer/other/	0
22.	EPA: ORD: NCER: Guidance & FAQs: Frequently Asked Questions http://es.epa.gov/ncer/guidance/faqs.html	0
23.	Ecological Impacts from the Interactions of Climate Change, Land Use Change and Invasive Species: A Joint Research Solicitation Funding Opportunities NCER US EPA http://es.epa.gov/ncer/rfa/2007/2007_star_ec_oimpacts.html	0
24.	Development and Evaluation of Innovative Approaches for the Quantitative Assessment of Pathogens and Cyanobacteria and Their Toxins in Drinking Water Funding Opportunities NCER US EPA http://es.epa.gov/ncer/rfa/2007/2007_star_drinkingwater.html	0
25.	EPA: ORD: NCER: Collaborative Science and Technology Network for Sustainability (CNS) http://es.epa.gov/ncer/cns/	0
26.	EPA: ORD: NCER: Funding Opportunities http://es.epa.gov/ncer/rfa/2006/2006_star_fellow.html	0
27.	EPA: ORD: NCER: Research Results http://es.epa.gov/ncer/results/	0
28.	EPA: ORD: NCER: About NCER http://es.epa.gov/ncer/about/	0
29.	EPA: ORD: NCER: Funding Opportunities http://es.epa.gov/ncer/rfa/2007/2007_p3_4thannual.html	0
30.	EPA: ORD: NCER: Publications & Proceedings http://es.epa.gov/ncer/publications/	0
31.	EPA: ORD: NCER: Funding Opportunities http://es.epa.gov/ncer/rfa/2006/2006_gro_fellow.html	0
32.	EPA: National Center For Environmental Research http://es.epa.gov/ncer/science/	0
33.	EPA: Nanotechnology: Research Projects http://es.epa.gov/ncer/nano/research/	0

	Pages	Average Time to Serve (ms)
34.	EPA: ORD: NCER: Funding Opportunities: Fall 2007 EPA Greater Research Opportunities (GRO) Fellowships for Undergraduate Environmental Study http://es.epa.gov/ncer/rfa/2007/2007_star_gro_undergrad.html	0
35.	Research Program Biodiversity & Human Health NCER US EPA http://es.epa.gov/ncer/biodiversity/	0
36.	EPA: ORD: NCER: Grants: Recipients List http://es.epa.gov/ncer/grants/recipients_index.html	0
37.	EPA: Nanotechnology: Science & Technology http://es.epa.gov/ncer/nano/publications/	0
38.	Interpretation of Biomarkers Using Physiologically Based Pharmacokinetic Modeling Funding Opportunities NCER US EPA http://es.epa.gov/ncer/rfa/2007/2007_star_biomarkers.html	0
39.	STAA NCER ORD US EPA http://es.epa.gov/ncer/staa/	0
40.	Environmental Protection Agency http://es.epa.gov/ncer/fellow/recipients/star_fellow06.html	0
41.	Environmental Protection Agency http://es.epa.gov/ncer/rfa/archive/grants/	0
42.	About P3 P3 NCER ORD US EPA http://es.epa.gov/ncer/p3/fact_sheet.html	0
43.	EPA: Nanotechnology: Basic Information http://es.epa.gov/ncer/nano/questions/	0
44.	http://es.epa.gov/ncer/nano/factsheet/	0
45.	Environmental Protection Agency http://es.epa.gov/ncer/science/pm/	0
46.	EPA: ORD: NCER: SBIR http://es.epa.gov/ncer/rfa/current/sbir_phase1.html	0
47.	Regional Environmental Monitoring and Assessment Program: Solicitation for Projects in EPA Regions 1, 5, 8, and 10 Funding Opportunities NCER US EPA http://es.epa.gov/ncer/rfa/2007/2007_nheerl_remap.html	0
48.	Children's Environmental Health Research Centers US EPA http://es.epa.gov/ncer/childrenscenters/	0

	Pages	Average Time to Serve (ms)
49.	2006/2007 P3 Teams P3 NCER ORD US EPA http://es.epa.gov/ncer/p3/current/	0
50.	EPA: ORD: NCER: Funding Opportunities http://es.epa.gov/ncer/rfa/2004/2004_sbir_phase1.html	0
51.	EPA: NCER: Research Centers http://es.epa.gov/ncer/centers/	0
52.	Environmental Protection Agency http://es.epa.gov/ncer/guidance/star_faq.html	0
53.	National Sustainable Design Expo P3 NCER ORD US EPA http://es.epa.gov/ncer/p3/expo/	0
54.	EPA: ORD: NCER: Funding Opportunities http://es.epa.gov/ncer/rfa/2005/2005_vep.html	0
55.	EPA: Nanotechnology http://es.epa.gov/ncer/nano/solicitation/	0
56.	Environmental Protection Agency http://es.epa.gov/ncer/science/economics/	0
57.	EPA: ORD: NCER: Funding Opportunities http://es.epa.gov/ncer/rfa/2006/2006_star_cafos.html	0
58.	EPA: ORD: NCER: STAR Reports http://es.epa.gov/ncer/publications/starreport/	0
59.	EPA: ORD: NCER: Events: Archive http://es.epa.gov/ncer/events/news/	0
60.	EPA: ORD: NCER: Funding Opportunities http://es.epa.gov/ncer/rfa/2006/2006_gro_undergrad_fellow.html	0
61.	EPA: Nanotechnology http://es.epa.gov/ncer/nano/newsroom/	0
62.	EPA: ORD: NCER: 2007 GRO Guidance & FAQs: Frequently Asked Questions http://es.epa.gov/ncer/guidance/faqs/faq_gro_undergrad.html	0
63.	EPA: ORD: NCER: Research Opportunities: Archive http://es.epa.gov/ncer/rfa/archive/	0
64.	National Sustainable Design Expo Co-Sponsors Information For P3 NCER ORD US EPA http://es.epa.gov/ncer/p3/info/cosponsors.html	0
65.	EPA: ORD: NCER: Funding Opportunities http://es.epa.gov/ncer/rfa/2005/2005_star_nano.html	0
66.	EPA: ORD: NCER: STAR Research Capsules http://es.epa.gov/ncer/publications/topical/	0

	Pages	Average Time to Serve (ms)
67.	EPA: ORD: NCER: EPA SBIR Program Success Stories http://es.epa.gov/ncer/sbir/success/	0
68.	Sources and Atmospheric Formation of Organic Particulate Matter Funding Opportunities NCER US EPA http://es.epa.gov/ncer/rfa/2007/2007_star_or_ganic_pm.html	0
69.	EPA: ORD: NCER: Progress-Review Workshop Proceedings http://es.epa.gov/ncer/publications/workshop/	0
70.	EPA: ORD: NCER: Research Opportunities: Centers for Children's Environmental Health and Disease Prevention Research http://es.epa.gov/ncer/rfa/archive/grants/01/kidscenter01.html	0
71.	EPA: ORD: NCER: Research on Drinking Water http://es.epa.gov/ncer/publications/topical/drinking.html	0
72.	How to Apply Phase I - Project Development P3 NCER ORD US EPA http://es.epa.gov/ncer/p3/apply/	0
73.	EPA: ORD: NCER: Small Business Innovation Research http://es.epa.gov/ncer/rfa/archive/sbir/sbir_phase1_2002.html	0
74.	EPA: Nanotechnology http://es.epa.gov/ncer/nano/lectures/	0
75.	EPA: NCER: Science Topics: Drinking Water http://es.epa.gov/ncer/science/drinkingwater/	0
76.	An Interdisciplinary Approach To Examining The Links Between Social Stressors, Biodiversity And Human Health Funding Opportunities NCER US EPA http://es.epa.gov/ncer/rfa/2007/2007_biodiversity_health.html	0
77.	EPA: ORD: NCER: Funding Opportunities http://es.epa.gov/ncer/rfa/2004/2004_collab_science.html	0
78.	EPA: NCER: Science Topics: Global Change: Background http://es.epa.gov/ncer/science/globalclimate/	0
79.	EPA: Nanotechnology http://es.epa.gov/ncer/nano/relevant_meetings/	0
80.	EPA: ORD: NCER: Small Business Innovation Research http://es.epa.gov/ncer/rfa/archive/sbir/	0

	Pages	Average Time to Serve (ms)
81.	EPA: ORD: NCER: Funding Opportunities http://es.epa.gov/ncer/rfa/2004/2005_star_grad_fellow.html	0
82.	Environmental Protection Agency http://es.epa.gov/ncer/fellow/recipients/star_fellow05.html	0
83.	EPA: ORD: NCER: Funding Opportunities http://es.epa.gov/ncer/rfa/2004/2004_climate_change.html	0
84.	EPA: ORD: NCER: Funding Opportunities http://es.epa.gov/ncer/rfa/2006/2006_sbir_phase1.html	0
85.	EPA: NCER: P3: People, Prosperity and the Planet Student Design Competition for Sustainability: A National Student Design Competition for Sustainability focusing on People, Prosperity, and the Planet http://es.epa.gov/ncer/p3/designs_sustain_rfp.html	0
86.	EPA: ORD: NCER: Funding Opportunities http://es.epa.gov/ncer/rfa/2005/2005_sbir_phase1.html	0
87.	Table of Contents http://es.epa.gov/ncer/sbir/program/	0
88.	2007 P3 Award Winners P3 NCER ORD US EPA http://es.epa.gov/ncer/p3/project_websites/2007/2007awardwinners.html	0
89.	EPA: ORD: NCER: Research Opportunities: STAR Fellowship Archives http://es.epa.gov/ncer/rfa/archive/fellow/	0
90.	Environmental Protection Agency http://es.epa.gov/ncer/fellow/recipients/gro_fellow06.html	0
91.	EPA: ORD: NCER: Funding Opportunities http://es.epa.gov/ncer/rfa/2004/2005_gro_grad_fellow.html	0
92.	Uncertainty Analyses of Models in Integrated Environmental Assessments Funding Opportunities NCER US EPA http://es.epa.gov/ncer/rfa/2006/2006_star_uncertainty.html	0
93.	Issues in Tribal Environmental Research and Health Promotion: Novel Approaches for Assessing and Managing Cumulative Risks and Impacts of Global Climate Change Funding Opportunities NCER US EPA http://es.epa.gov/ncer/rfa/2006/2006_star_tribal.html	0

	Pages	Average Time to Serve (ms)
94.	EPA: ORD: NCER: Mercury Research http://es.epa.gov/ncer/publications/topical/mercury.html	0
95.	EPA: Nanotechnology: Research Projects: Toxicology http://es.epa.gov/ncer/nano/research/nano_tox.html	0
96.	EPA: ORD: NCER: Funding Opportunities http://es.epa.gov/ncer/rfa/2006/2006_star_cns.html	0
97.	Environmental Protection Agency http://es.epa.gov/ncer/publications/nano/	0
98.	Past P3 Projects P3 NCER ORD US EPA http://es.epa.gov/ncer/p3/past/	0
99.	Computational Toxicology Centers: Development Of Predictive Environmental And Biomedical Computer-Based Simulations And Models Funding Opportunities NCER US EPA http://es.epa.gov/ncer/rfa/2007/2007_comp_tox.html	0
100.	EPA: Nanotechnology http://es.epa.gov/ncer/nano/links/	0
101.	Environmental Protection Agency http://es.epa.gov/ncer/fellow/recipients/star_fellow04.html	0
102.	EPA: ORD: NCER: About NCER: Quick Guide http://es.epa.gov/ncer/about/quickguide.html	0
103.	Sources, Composition, and Health Effects of Coarse Particulate Matter Funding Opportunities NCER US EPA http://es.epa.gov/ncer/rfa/2006/2006_star_coarse_pm.html	0
104.	Background/About TSE Technology for a Sustainable Environment Science Topics NCER EPA http://es.epa.gov/ncer/science/tse/	0
105.	2006 P3 Award Winners Past P3 Projects P3 NCER ORD US EPA http://es.epa.gov/ncer/p3/project_websites/2006/2006awardwinners.html	0
106.	Forms P3 NCER ORD US EPA http://es.epa.gov/ncer/P3/forms/	0
107.	P3 and Other Awards Ceremony P3 NCER ORD US EPA http://es.epa.gov/ncer/p3/ceremony/	0

	Pages	Average Time to Serve (ms)
108.	EPA: ORD: NCER: Funding Opportunities http://es.epa.gov/ncer/rfa/2004/2004_aqua_sy.html	0
109.	EPA: ORD: NCER: Funding Opportunities http://es.epa.gov/ncer/rfa/2004/2004_manufactured_nano.html	0
110.	EPA: ORD: NCER: Research Opportunities http://es.epa.gov/ncer/rfa/current/2004_grad_fellow.html	0
111.	EPA: ORD: NCER: Funding Opportunities: Development of Environmental Health Outcome Indicators http://es.epa.gov/ncer/rfa/2006/2006_star_ephi.html	0
112.	Environmental Protection Agency http://es.epa.gov/ncer/fellow/recipients/star_fellow03.html	0
113.	EPA: ORD: NCER: Guidance & FAQs http://es.epa.gov/ncer/guidance/qa.html	0
114.	EPA: ORD: NCER: Funding Opportunities http://es.epa.gov/ncer/rfa/2005/2005_star_biotech.html	0
115.	P3 Award Winners and Successes P3 NCER ORD US EPA http://es.epa.gov/ncer/p3/success/	0
116.	EPA: ORD: NCER: Guidance & FAQs: Acknowledgement of EPA Support http://es.epa.gov/ncer/guidance/star_images.html	0
117.	EPA: NCER: P3: People, Prosperity and the Planet Student Design Competition for Sustainability: A National Student Design Competition for Sustainability focusing on People, Prosperity, and the Planet http://es.epa.gov/ncer/p3/designs_sustainable_rfp_2005.html	0
118.	EPA: ORD: NCER: Events: News http://es.epa.gov/ncer/events/news/2005/04_13_05_feature.html	0
119.	http://es.epa.gov/ncer/p3/photo.html	0
120.	2007 News and Events Archive Events NCER ORD US EPA http://es.epa.gov/ncer/events/news/2007/	0
121.	EPA: ORD: NCER: Research Opportunities: EPA/NSF Partnership for Environmental Research http://es.epa.gov/ncer/rfa/archive/grants/99/decision.html	0

	Pages	Average Time to Serve (ms)
122.	EPA: ORD: NCER: Funding Opportunities http://es.epa.gov/ncer/rfa/2005/2005_ecohab.html	0
123.	EPA: ORD: NCER: Funding Opportunities http://es.epa.gov/ncer/rfa/2006/2006_p3.html	0
124.	EPA: ORD: NCER: Research on Mining Impacts http://es.epa.gov/ncer/publications/topical/mining.html	0
125.	EPA: ORD: NCER: Environmental Research Grant Announcements http://es.epa.gov/ncer/rfa/archive/grants/07/	0
126.	EPA: ORD: NCER: Events: News http://es.epa.gov/ncer/events/news/2005/03_08_05_feature.html	0
127.	Information for Current Grantees P3 NCER ORD US EPA http://es.epa.gov/ncer/p3/teams/	0
128.	EPA: ORD: NCER: Funding Opportunities http://es.epa.gov/ncer/rfa/2005/2005_nonlinear_responses.html	0
129.	Current Partners Information for Partners P3 NCER ORD US EPA http://es.epa.gov/ncer/p3/partners/	0
130.	EPA: Nanotechnology: Research Projects: Remediation http://es.epa.gov/ncer/nano/research/nano_remediation.html	0
131.	EPA: ORD: NCER: Research Opportunities: Current RFA http://es.epa.gov/ncer/rfa/current/2003_mai_grad.html	0
132.	EPA: Nanotechnology: Research Projects: Green Nanotechnology http://es.epa.gov/ncer/nano/research/nano_green.html	0
133.	Logistics Public Health Applications of Human Biomonitoring Events NCER ORD EPA http://es.epa.gov/ncer/events/calendar/2007/sep24/logistics.html	0
134.	EPA: ORD: NCER: Funding Opportunities http://es.epa.gov/ncer/rfa/2004/2004_ecohab.html	0
135.	Controlling Pests: Roaches, Mice, Rats Children's Environmental Health Research Centers US EPA http://es.epa.gov/ncer/childrenscenters/controllingpest.html	0

	Pages	Average Time to Serve (ms)
136.	EPA: ORD: NCER: Urban Sprawl Research http://es.epa.gov/ncer/publications/topical/urban.html	0
137.	EPA: ORD: NCER: Funding Opportunities http://es.epa.gov/ncer/rfa/current/2004_gro_grad_fellow.html	0
138.	2006-2007 GRO Undergraduate Fellowships STAR Fellowships NCER US EPA http://es.epa.gov/ncer/fellow/recipients/gro_undergrad_fellow06.html	0
139.	EPA: ORD: NCER: Funding Opportunities http://es.epa.gov/ncer/rfa/2006/2006_star_gc_aq.html	0
140.	EPA: ORD: NCER: Fellowships http://es.epa.gov/ncer/fellow/abstracts/	0
141.	EPA: ORD: NCER: Funding Opportunities http://es.epa.gov/ncer/rfa/2004/2005_gro_undegrad_fellow.html	0
142.	EPA: ORD: NCER: Research Opportunities: Environmental Statistics http://es.epa.gov/ncer/rfa/archive/grants/99/nsf99stat.html	0
143.	EPA: ORD: NCER: Research Opportunities: Technology for a Sustainable Environment http://es.epa.gov/ncer/rfa/archive/grants/99/tse99.html	0
144.	EPA: ORD: NCER: NOx Research http://es.epa.gov/ncer/publications/topical/nox.html	0
145.	EPA: ORD: NCER: Pathogens in Water http://es.epa.gov/ncer/publications/topical/pathogens.html	0
146.	EPA: ORD: NCER: Funding Opportunities http://es.epa.gov/ncer/rfa/2004/2004_air_poll_em.html	0
147.	Environmental Protection Agency http://es.epa.gov/ncer/rfa/current/2003_nano.html	0
148.	Endocrine Disruptors Research Science Topics NCER ORD US EPA http://es.epa.gov/ncer/science/endocrine/	0
149.	EPA: ORD: NCER: Fellowships: 2000 STAR Graduate Fellowships http://es.epa.gov/ncer/fellow/recipients/fellow00.html	0

	Pages	Average Time to Serve (ms)
150.	EPA: ORD: NCER: Funding Opportunities http://es.epa.gov/ncer/rfa/2004/2004_source_pm.html	0
151.	Newsroom P3 NCER ORD US EPA http://es.epa.gov/ncer/p3/news.html	0
152.	2005 Project Descriptions and Photos P3 NCER ORD US EPA http://es.epa.gov/ncer/p3/project_websites/2005/2005_phase_1_project_websites.html	0
153.	EPA: ORD: NCER: Environmental Research Grant Announcements http://es.epa.gov/ncer/rfa/archive/grants/06/	0
154.	EPA: ORD: NCER: Funding Opportunities http://es.epa.gov/ncer/rfa/2005/2005_decision_support_sys.html	0
155.	EPA: ORD: NCER: Funding Opportunities http://es.epa.gov/ncer/rfa/2004/2004_valuation.html	0
156.	EPA: ORD: NCER: Events: Archive http://es.epa.gov/ncer/events/news/2006/	0
157.	EPA: ORD: NCER: Funding Opportunities http://es.epa.gov/ncer/rfa/2004/2004_glakes_foodweb.html	0
158.	EPA: ORD: NCER: Events: News http://es.epa.gov/ncer/events/news/2006/09_29_06_p3.html	0
159.	EPA: ORD: NCER: Remediation Research http://es.epa.gov/ncer/publications/topical/remediation.html	0
160.	EPA: ORD: NCER: Funding Opportunities http://es.epa.gov/ncer/rfa/2005/2005_hsa_impacts_research.html	0
161.	Environmental Protection Agency http://es.epa.gov/ncer/rfa/current/2003_enviro_stat.html	0
162.	EPA: ORD: NCER: Ecological Assessment and Indicators Research http://es.epa.gov/ncer/publications/topical/ecoass.html	0
163.	EPA: ORD: NCER: Recent Research Conducted in Region 5 http://es.epa.gov/ncer/publications/topical/region5sbir.html	0
164.	Environmental SBIR Awards by Other Agencies http://es.epa.gov/ncer/sbir/agency/govtwide.html	0

	Pages	Average Time to Serve (ms)
165.	EPA: ORD: NCER: Funding Opportunities http://es.epa.gov/ncer/rfa/current/2004_gro_undergrad_fellow.html	0
166.	EPA: ORD: NCER: Fellowships: About Undergraduate MAI http://es.epa.gov/ncer/fellow/gro/	0
167.	Environmental Protection Agency http://es.epa.gov/ncer/rfa/current/2003_comptox.html	0
168.	Drinking Water Treatment http://es.epa.gov/ncer/sbir/sbir97/drinking.html	0
169.	EPA: ORD: NCER: Research Opportunities: Mechanistic-Based Cancer Risk Assessment Methods http://es.epa.gov/ncer/rfa/archive/grants/99/rfacancer.html	0
170.	EPA: ORD: NCER: Funding Opportunities http://es.epa.gov/ncer/rfa/2004/2004_pm_research.html	0
171.	EPA: ORD: NCER: Fellowships: 1999 STAR Graduate Fellowships http://es.epa.gov/ncer/fellow/recipient/fellow99.html	0
172.	EPA: ORD: NCER: Funding Opportunities http://es.epa.gov/ncer/rfa/2006/2006_star_methodological.html	0
173.	EPA: ORD: NCER: Events: Participants: Workshop on Pharmaceuticals in the Environment http://es.epa.gov/ncer/publications/meetings/8-23-2005/participants.html	0
174.	EPA: ORD: NCER: TITLE http://es.epa.gov/ncer/rfa/archive/grants/01/endocrine00.html	0
175.	EPA: ORD: NCER: Events: News http://es.epa.gov/ncer/events/news/2003/01_15_03a.html	0
176.	EPA: ORD: NCER: Research on Water Treatment for Pesticide Removal and the Impacts of Agriculture on Water Quality http://es.epa.gov/ncer/publications/topical/pesticide.html	0
177.	Information For P3 NCER ORD US EPA http://es.epa.gov/ncer/p3/info/	0

	Pages	Average Time to Serve (ms)
178.	Agenda U.S.EPA STAR Awards: Fate and Effects of Hormones in Waste From Concentrated Animal Feeding Operations (CAFOs) Events NCER ORD EPA http://es.epa.gov/ncer/events/calendar/2007/aug20/agenda.html	0
179.	Information for Partners Info For P3 NCER ORD US EPA http://es.epa.gov/ncer/p3/info/partners.html	0
180.	EPA: ORD: NCER: Publications: SBIR http://es.epa.gov/ncer/publications/sbir/	0
181.	EPA: ORD: NCER: Events: News http://es.epa.gov/ncer/events/news/2007/04_25_07_feature.html	0
182.	EPA: ORD: NCER: Fellowships: 2001 Graduate Fellowships http://es.epa.gov/ncer/fellow/recipients/star_fellow01.html	0
183.	EPA: ORD: NCER: Funding Opportunities http://es.epa.gov/ncer/rfa/2005/2005_ebd_rfa.html	0
184.	Environmental Protection Agency http://es.epa.gov/ncer/publications/meetings/	0
185.	EPA: ORD: NCER: Characterizing Risk at Metal Finishing Facilities http://es.epa.gov/ncer/publications/archive/csidoc.html	0
186.	EPA: ORD: NCER: Pesticides and Human Health Research http://es.epa.gov/ncer/publications/topical/pesthr.html	0
187.	EPA: ORD: NCER: Fellowships: 2001 MAI Graduate Fellowships http://es.epa.gov/ncer/fellow/recipients/mai_fellow02.html	0
188.	Autism and Neurodevelopmental Disorders Children's Environmental Health Research Centers US EPA http://es.epa.gov/ncer/childrenscenters/autism.html	0
189.	EPA: ORD: NCER: Events: News http://es.epa.gov/ncer/events/news/2003/nas_special.html	0
190.	EPA: ORD: NCER: Fellowships: 2001 MAI Graduate Fellowships http://es.epa.gov/ncer/fellow/recipients/mai_fellow01.html	0

	Pages	Average Time to Serve (ms)
191.	EPA: ORD: NCER: Research on Pesticide Bio- and Phytoremediation http://es.epa.gov/ncer/publications/topical/biopest.html	0
192.	EPA: ORD: NCER: Funding Opportunities http://es.epa.gov/ncer/rfa/2004/2004_biomarkers.html	0
193.	Logistics Interagency Workshop on the Environmental Implications of Nanotechnology Events NCER ORD EPA http://es.epa.gov/ncer/events/calendar/2007/sep05/logistics.html	0
194.	EPA: ORD: NCER: Research Opportunities: Exploratory Research to Anticipate Future Environmental Issues http://es.epa.gov/ncer/rfa/archive/grants/01/futures.html	0
195.	EPA: ORD: NCER: Research Opportunities: Current RFA http://es.epa.gov/ncer/rfa/current/2003_mai_under.html	0
196.	EPA: ORD: NCER: Funding Opportunities http://es.epa.gov/ncer/rfa/2004/2004_nano.html	0
197.	EPA: ORD: NCER: Centers http://es.epa.gov/ncer/centers/eagles/	0
198.	Logistics U.S.EPA STAR Awards: Fate and Effects of Hormones in Waste From Concentrated Animal Feeding Operations (CAFOs) Events NCER ORD EPA http://es.epa.gov/ncer/events/calendar/2007/aug20/logistics.html	0
199.	EPA: ORD: NCER: Events: News http://es.epa.gov/ncer/events/news/2007/06_04_07_feature.html	0
200.	EPA: ORD: NCER: Funding Opportunities http://es.epa.gov/ncer/rfa/2004/2004_corporate.html	0
201.	EPA: ORD: NCER: Funding Opportunities http://es.epa.gov/ncer/rfa/2004/2004_sustainability_engineering_curricula.html	0
202.	http://es.epa.gov/ncer/rfa/2004/2004_low_dose.html	0
203.	EPA: NCER: Science Topics: Drinking Water: Research Results http://es.epa.gov/ncer/science/drinkingwater/results.html	0

	Pages	Average Time to Serve (ms)
204.	EPA: ORD: NCER: Research Opportunities: Current RFA http://es.epa.gov/ncer/rfa/current/2003arsenic.html	0
205.	EPA: ORD: NCER: Algal Bloom Research http://es.epa.gov/ncer/publications/topical/alg.html	0
206.	EPA: ORD: NCER: Environmental Science and Engineering Fellows Program http://es.epa.gov/ncer/publications/archive/aaas97.html	0
207.	EPA: ORD: NCER: Funding Opportunities http://es.epa.gov/ncer/rfa/2005/2005_pathogens_drinking_water.html	0
208.	EPA: NCER: Research Opportunities - Post-Doctoral Research Positions http://es.epa.gov/ncer/rfa/postdoc.html	0
209.	Additional Awards P3 Award Competition P3 NCER ORD US EPA http://es.epa.gov/ncer/p3/addawards.html	0
210.	EPA: ORD: NCER: Funding Opportunities http://es.epa.gov/ncer/rfa/current/2004_arsenic.html	0
211.	Environmental Protection Agency http://es.epa.gov/ncer/fellow/recipients/gro_fellow04.html	0
212.	Multimedia Children's Environmental Health Research Centers US EPA http://es.epa.gov/ncer/childrenscenters/multimedia.html	0
213.	2006 Level III Scientific And Technological Achievement Awards (STAA) STAA Environmental Protection Agency http://es.epa.gov/ncer/staa/annual/2007/level3.html	0
214.	Related Links Biodiversity & Human Health NCER US EPA http://es.epa.gov/ncer/biodiversity/links.html	0
215.	EPA: ORD: NCER: Events: News http://es.epa.gov/ncer/events/news/2007/06_04_07_people.html	0
216.	Southern Center on Environmentally-Driven http://es.epa.gov/ncer/childrenscenters/duke.html	0
217.	Jeopardy Quizzes America with Environmental Clues Newsroom P3 NCER ORD US EPA http://es.epa.gov/ncer/p3/press/05_07_07.html	0

	Pages	Average Time to Serve (ms)
218.	EPA: ORD: NCER: Funding Opportunities http://es.epa.gov/ncer/rfa/2006/2006_gro_solicitation.html	0
219.	EPA: ORD: NCER: Events: News http://es.epa.gov/ncer/events/news/2007/05_15_07_feature.html	0
220.	EPA: ORD: NCER: Centers http://es.epa.gov/ncer/centers/airpm/sab/report.html	0
221.	EPA: ORD: NCER: Fellowships: 1998 STAR Graduate Fellowships http://es.epa.gov/ncer/fellow/recipients/fellow98.html	0
222.	EPA: ORD: NCER: Research Opportunities: Environmental Futures Research in Nanoscale Science, Engineering and Technology http://es.epa.gov/ncer/rfa/archive/grants/02/02nanotech.html	0
223.	2004 P3 Projects Past P3 Projects P3 NCER ORD US EPA http://es.epa.gov/ncer/p3/project_websites/2004_project_websites.html	0
224.	Environmental Protection Agency http://es.epa.gov/ncer/fellow/recipients/gro_fellow05.html	0
225.	EPA: ORD: NCER: Publications Archive http://es.epa.gov/ncer/publications/archive/	0
226.	EPA: ORD: NCER: Funding Opportunities http://es.epa.gov/ncer/rfa/2004/2004_sbir_phase1_pac-swest.html	0
227.	EPA: ORD: NCER: Fellowships: 1996 Graduate Fellowships http://es.epa.gov/ncer/fellow/recipients/96felltbl.html	0
228.	Environmental Protection Agency http://es.epa.gov/ncer/rfa/current/sbir_phaseI_western.html	0
229.	EPA: ORD: NCER: Research Opportunities: Assessing the Consequences of Interactions between Human Activities and a Changing Climate http://es.epa.gov/ncer/rfa/archive/grants/00/00humanrfa.html	0
230.	Columbia University Center for Children's Environmental Health, New York City Children's Environmental Health Research Centers US EPA http://es.epa.gov/ncer/childrenscenters/columbia.html	0

	Pages	Average Time to Serve (ms)
231.	Environmental SBIR Awards by Other Agencies - 1996 http://es.epa.gov/ncer/sbir/agency/govtwide96.html	0
232.	Bringing Clean Drinking Water to India People in the News NCER ORD EPA http://es.epa.gov/ncer/events/news/2007/05_04_07_people.html	0
233.	Become An Exhibitor Information For P3 NCER ORD US EPA http://es.epa.gov/ncer/p3/become_exhibitor.html	0
234.	EPA: ORD: NCER: Funding Opportunities http://es.epa.gov/ncer/rfa/2004/2004_fire_climate.html	0
235.	EPA: ORD: NCER: Other Programs: Archive http://es.epa.gov/ncer/other/archive/	0
236.	Agenda User Interface Committee Meeting on Earth Observations Events NCER ORD EPA http://es.epa.gov/ncer/events/calendar/2007/aug1/agenda.html	0
237.	EPA: Nanotechnology: Research Projects: Fate and Transport http://es.epa.gov/ncer/nano/research/nano_fate_and_transport.html	0
238.	EPA: ORD: NCER: Dioxin Research http://es.epa.gov/ncer/publications/topical/dioxin.html	0
239.	Community Partnerships Children's Environmental Health Research Centers US EPA http://es.epa.gov/ncer/childrenscenters/communities.html	0
240.	EPA: ORD: NCER: STAR Fellowships: Posters http://es.epa.gov/ncer/fellow/posters/2004_star_grad_fellow_conf_posters.html	0
241.	EPA: ORD: NCER: Funding Opportunities http://es.epa.gov/ncer/rfa/2004/2004_microbial_risk.html	0
242.	EPA: ORD: NCER: Funding Opportunities http://es.epa.gov/ncer/rfa/2004/2004_gro_bioaccum.html	0
243.	Page Moved http://es.epa.gov/ncer/rfa/02regstressor.html	0
244.	Environmental Protection Agency http://es.epa.gov/ncer/rfa/archive/grants/03/current/2003_nano.html	0

	Pages	Average Time to Serve (ms)
245.	Phase II - P3 Award Winners P3 NCER ORD US EPA http://es.epa.gov/ncer/p3/award_winners.html	0
246.	Market Mechanisms and Incentives: Case Studies and Experimental Testbeds for New Environmental Trading Programs Funding Opportunities NCER US EPA http://es.epa.gov/ncer/rfa/2006/2006_star_mmi.html	0
247.	EPA: ORD: NCER: Fellowships: 1995 Graduate Fellowships http://es.epa.gov/ncer/fellow/recipients/felltbl.html	0
248.	EPA: ORD: NCER: Fellowships: 1997 Graduate Fellowships http://es.epa.gov/ncer/fellow/recipients/97felltbl.html	0
249.	EPA: ORD: NCER: STAR Program Handouts: STAR Program Handouts http://es.epa.gov/ncer/publications/handouts/	0
250.	EPA: ORD: NCER: Small Business Innovation Research: Guide to Technology Commercialization Assistance for EPA SBIR Program Awardees http://es.epa.gov/ncer/sbir/commercial.html	0
251.	EPA: ORD: NCER: Funding Opportunities http://es.epa.gov/ncer/rfa/2004/2004_sbir_phase1_haz-waste.html	0
252.	EPA: ORD: NCER: Research on Contaminated Sediments http://es.epa.gov/ncer/publications/topical/sediments.html	0
253.	Environmental Protection Agency:NCER: Fellowship http://es.epa.gov/ncer/fellow/recipients/gro_fellow03.html	0
254.	EPA: ORD: NCER: Funding Opportunities http://es.epa.gov/ncer/rfa/2004/2004_sbir_phase1_poll-prev.html	0
255.	EPA: ORD: NCER: Research Opportunities: Developing Regional-Scale Stressor-Response Models for Use in Environmental Decision-making http://es.epa.gov/ncer/rfa/archive/grants/02/02regstressor.html	0
256.	EPA: ORD: NCER: Publications & Proceedings http://es.epa.gov/ncer/publications/science_forum/	0

	Pages	Average Time to Serve (ms)
257.	EPA: ORD: NCER: Research Opportunities: 2000 Minority Academic Institutions Undergraduate Student Fellowships http://es.epa.gov/ncer/rfa/archive/fellow/undgrad.html	0
258.	EPA: ORD: NCER: SBIR: Lists of Awards http://es.epa.gov/ncer/sbir/awards/	0
259.	EPA: ORD: NCER: Research Opportunities: Lifestyle and Cultural Practices of Tribal Populations and Risks from Toxic Substances in the Environment http://es.epa.gov/ncer/rfa/archive/grants/02/02trib_risk.html	0
260.	EPA: ORD: NCER: Research Opportunities: Partners: ACC http://es.epa.gov/ncer/rfa/partners/acc/	0
261.	Grant Recipients P3 NCER ORD US EPA http://es.epa.gov/ncer/p3/grantrecip.html	0
262.	Agenda Interagency Workshop on the Environmental Implications of Nanotechnology Events NCER ORD EPA http://es.epa.gov/ncer/events/calendar/2007/sep05/agenda.html	0
263.	EPA: ORD: NCER: Funding Opportunities http://es.epa.gov/ncer/rfa/2004/2004early_indicators.html	0
264.	Bibliometrics Publications & Proceedings NCER ORD US EPA http://es.epa.gov/ncer/publications/bibliometrics/	0
265.	EPA: ORD: NCER: STAR Fellowships: Posters http://es.epa.gov/ncer/fellow/posters/	0
266.	Research Solicitation Biodiversity & Human Health NCER US EPA http://es.epa.gov/ncer/biodiversity/solicitation.html	0
267.	Environmental Protection Agency http://es.epa.gov/ncer/fellow/recipients/gro_undergrad_fellow05.html	0
268.	Environmental Protection Agency http://es.epa.gov/ncer/fellow/recipients/gro_fellow_04_under.html	0
269.	P3 Newsroom Archive 2006 Newsroom P3 NCER ORD US EPA http://es.epa.gov/ncer/P3/press/	0

	Pages	Average Time to Serve (ms)
270.	EPA: ORD: NCER: Publications: Terms and Conditions http://es.epa.gov/ncer/publications/terms/tscs99.html	0
271.	EPA: ORD: NCER: Small Business Innovation Research http://es.epa.gov/ncer/sbir/workshops.html	0
272.	EPA: ORD: NCER: Grant Results Overviews http://es.epa.gov/ncer/publications/overview/	0
273.	EPA: ORD: NCER: Small Business Innovation Research http://es.epa.gov/ncer/sbir/presentations.html	0
274.	Environmental Protection Agency http://es.epa.gov/ncer/fellow/recipients/mai_fellow_03_under.htm	0
275.	EPA: Nanotechnology: Research Projects: Sensors http://es.epa.gov/ncer/nano/research/nano_sensors.html	0
276.	Environmental Protection Agency http://es.epa.gov/ncer/science/economics/economics.html	0
277.	Frequent Questions Children's Environmental Health Research Centers US EPA http://es.epa.gov/ncer/childrenscenters/faqs.html	0
278.	EPA: ORD: NCER: Funding Opportunities http://es.epa.gov/ncer/rfa/2005/2005_exp_meas_tools.html	0
279.	EPA: ORD: NCER: Research Opportunities: Assessing the Consequences of Global Change for Air Quality: Sensitivity of U.S. air quality to climate change and future global impacts http://es.epa.gov/ncer/rfa/archive/grants/02/02globalimpact.html	0
280.	EPA: ORD: NCER: Funding Opportunities http://es.epa.gov/ncer/rfa/2005/2005_cont_meas_methods_pm.html	0
281.	Environmental Protection Agency http://es.epa.gov/ncer/fellow/recipients/mai_fellow_98_under.htm	0
282.	STAR Grantee Wins 2007 Stockholm Water Prize People in the News NCER ORD EPA http://es.epa.gov/ncer/events/news/2007/03_27_07_people.html	0

	Pages	Average Time to Serve (ms)
283.	EPA: ORD: NCER: Events: News http://es.epa.gov/ncer/events/news/2004/10_22_04a.html	0
284.	Basic Information Children's Environmental Health Research Centers US EPA http://es.epa.gov/ncer/childrenscenters/basic_info.html	0
285.	EPA: ORD: NCER: Research Opportunities: Biomarkers for the Assessment of Exposure and Toxicity in Children http://es.epa.gov/ncer/rfa/archive/grants/00/kids2000.html	0
286.	University of California at Berkeley Center for Children's Environmental Health Research Children's Environmental Health Research Centers US EPA http://es.epa.gov/ncer/childrenscenters/berkeley.html	0
287.	Environmental Protection Agency http://es.epa.gov/ncer/fellow/recipients/mai_fellow_97_under.htm	0
288.	STAR Grantee Joins NOAA Leadership People in the News NCER ORD EPA http://es.epa.gov/ncer/events/news/2007/06_04_07_people_fine.html	0
289.	EPA: ORD: NCER: Funding Opportunities http://es.epa.gov/ncer/rfa/2004/2004_comp_to_x.html	0
290.	EPA: ORD: NCER: Events: Archive http://es.epa.gov/ncer/events/news/2004/	0
291.	EPA: ORD: NCER: Research on Children's Health Asthma, Lead, and Indoor Air http://es.epa.gov/ncer/publications/topical/children.html	0
292.	EPA: ORD: NCER: Fellowships http://es.epa.gov/ncer/fellow/progress/	0
293.	Environmental Protection Agency http://es.epa.gov/ncer/fellow/recipients/mai_fellow_99_under.htm	0
294.	Interdisciplinary Forum and Workshop Biodiversity & Human Health NCER US EPA http://es.epa.gov/ncer/biodiversity/workshop.html	0
295.	Grantee Gets New Sustainability Award People in the News NCER ORD EPA http://es.epa.gov/ncer/events/news/2007/06_04_07_people_lynd.html	0

	Pages	Average Time to Serve (ms)
296.	EPA: ORD: NCER: Environmental Research Grant Announcements http://es.epa.gov/ncer/rfa/archive/grants/05/	0
297.	University of Medicine and Dentistry of New Jersey Center for Childhood Neurotoxicology and Assessment Children's Environmental Health Research Centers US EPA http://es.epa.gov/ncer/childrenscenters/newjersey.html	0
298.	EPA: ORD: NCER: Small Business Innovation Research: 2001 EPA Small Business Innovation Research Phase I http://es.epa.gov/ncer/sbir/2001sbir.html	0
299.	Environmental Protection Agency http://es.epa.gov/ncer/fellow/recipient/mai_fellow_02_under.htm	0
300.	Bioengineering for Pollution Prevention Through Development of Biobased Materials and Energy News NCER ORD EPA http://es.epa.gov/ncer/events/news/2007/07_18_07_feature.html	0
Subtotal for rows: 1 - 300		-
Other		-
Total		-

items 1-300 of 2000

Pages - Help Card



Column Definitions

Pages

Any displayed page. You can specify for each profile the types of files that qualify as a page. These settings can be changed by the WebTrends administrator.

Visits

Number of visits to this page. A visit is a series of actions that begins when a visitor views the first page from the server, and ends when the visitor leaves the site or remains idle beyond the idle-time limit. The default idle-time limit is thirty minutes. This time limit can be changed by the system administrator.

Views

Number of times this page was viewed by visitors.

Average Time Viewed

Average length of time the specified page was viewed. (The format is hh:mm:ss - hours:minutes:seconds.)

Average Time to Serve

Average amount of time (in milliseconds) it took to serve each document during the specified time interval. The time to serve spans from the time the server got a page request until it transmitted all the data.

Note: Zero values in this column probably indicates that your web server is not logging Time to Serve information.



Report Descriptions

Pages with good content and design are more likely to attract visitors and be revisited. Less popular pages on a site can be made more appealing by improving the content or incorporating design elements similar to that on the more important pages. Always remember that people are far more interested in content than in design, and average view times can help determine which content is most important to your visitors.

Content Groups

This report identifies the most popular groups of web site pages and how often they were visited.

Content Groups Trend

No data is available for this graph.

Content Groups

No data is available for this graph.

Content Groups

No data is available for this table.

Content Groups - Help Card



Column Definitions

Content Group

A defined group of web pages with specific things in common, such as the same types of products, services, or information.

Visits

Number of visits where the visitor viewed at least one page in the specified content group. A visit is a series of actions that begins when a visitor views their first page from the server, and ends when the visitor leaves the site or remains idle beyond the idle-time limit. The default idle-time limit is thirty minutes. This time limit can be changed by the system administrator.

Hits

Each file requested by a visitor registers as a hit. There can be several hits on each page. While the volume of hits reflects the amount of server traffic, it is not an accurate reflection of the number of pages viewed.



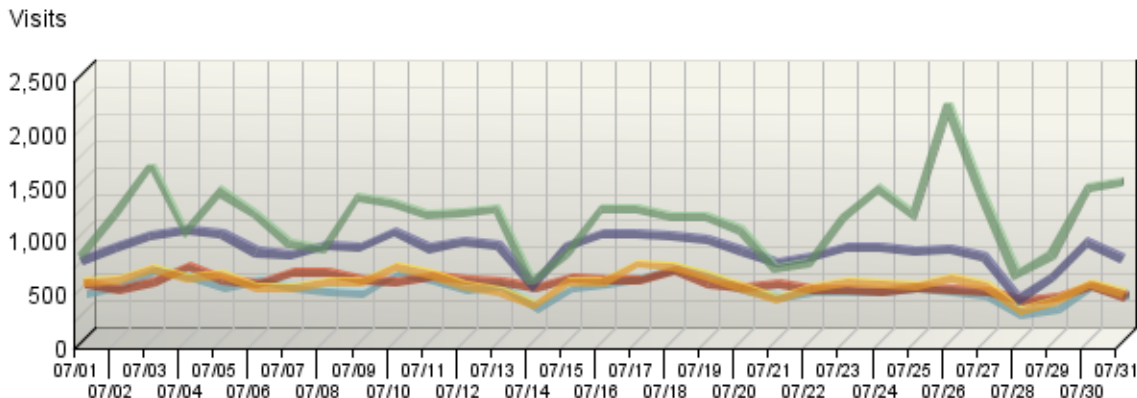
Report Descriptions

The information on this page can show you which content groups were most popular. This will reveal the reasons people visit your web site, and what is most interesting and least interesting to them.

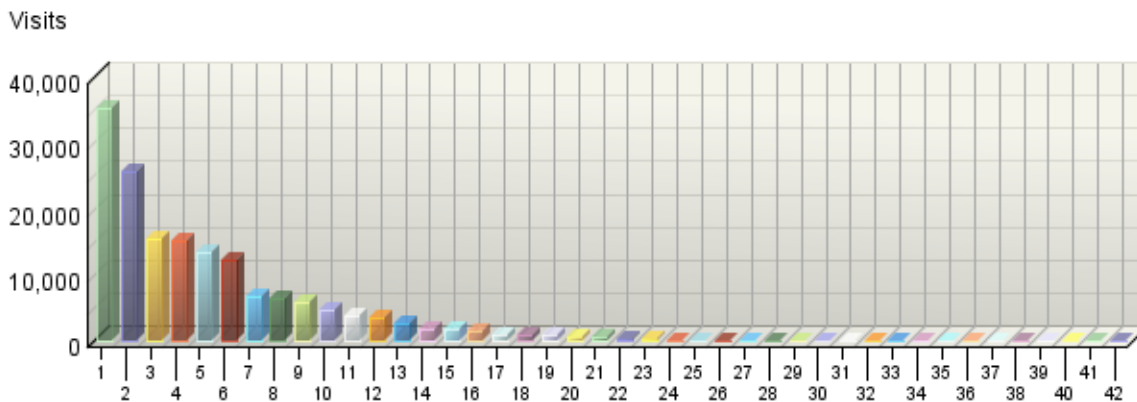
Directories

This report lists the most commonly accessed directories on your web site. This information can help determine the types of data most often requested.

Directories Trend



Directories



Directories

	Path To Directory	Visits	Hits	Kbytes Transferred
1.	http://es.epa.gov/ncer/rfa	35,334	56,886	3,871,056
2.	http://es.epa.gov/ncer/publications	25,789	73,684	23,402,654
3.	http://es.epa.gov/ncer/fellow	15,525	24,882	1,460,158
4.	http://es.epa.gov/ncer/p3	15,057	27,585	740,860

	Path To Directory	Visits	Hits	Kbytes Transferred
5.	http://es.epa.gov/ncer/events	13,292	24,037	967,339
6.	http://es.epa.gov/ncer/sbir	12,258	17,397	1,167,962
7.	http://es.epa.gov/ncer/childrenscenters	6,695	14,994	2,955,004
8.	http://es.epa.gov/ncer/	6,458	9,688	292,666
9.	http://es.epa.gov/ncer/nano	5,862	24,237	2,871,934
10.	http://es.epa.gov/ncer/science	4,573	10,683	1,084,418
11.	http://es.epa.gov/ncer/grants	3,876	4,651	129,211
12.	http://es.epa.gov/ncer/index_files	3,463	4,056	108,961
13.	http://es.epa.gov/ncer/guidance	2,702	3,880	116,982
14.	http://es.epa.gov/ncer/centers	1,685	3,601	93,800
15.	http://es.epa.gov/ncer/biodiversity	1,631	2,911	208,694
16.	http://es.epa.gov/ncer/staa	1,470	1,910	39,520
17.	http://es.epa.gov/ncer/results	1,021	1,312	25,850
18.	http://es.epa.gov/ncer/other	878	1,062	75,275
19.	http://es.epa.gov/ncer/cns	807	1,127	26,649
20.	http://es.epa.gov/ncer/about	599	744	16,141
21.	http://es.epa.gov/ncer/news	526	549	1,707
22.	http://es.epa.gov/ncer/early	309	321	236
23.	http://es.epa.gov/ncer/images	220	270	642
24.	http://es.epa.gov/ncer/mailing	142	241	45,878
25.	http://es.epa.gov/ncer/P3recipients	70	130	927
26.	http://es.epa.gov/ncer/06fellowships	69	80	995
27.	http://es.epa.gov/ncer/epscor	59	64	1,053
28.	http://es.epa.gov/ncer/06global	50	86	7
29.	http://es.epa.gov/ncer/pdf	45	55	297
30.	http://es.epa.gov/ncer/recipients	42	76	684
31.	http://es.epa.gov/ncer/nano2005	37	75	530
32.	http://es.epa.gov/ncer/07childrenscenters	33	65	23
33.	http://es.epa.gov/ncer/2005bioinformatics	30	34	340
34.	http://es.epa.gov/ncer/progress	21	22	318
35.	http://es.epa.gov/ncer/05childbiomarker	14	22	131
36.	http://es.epa.gov/ncer/05drinkingwater	12	12	83
37.	http://es.epa.gov/ncer/briefings	12	57	1,665
38.	http://es.epa.gov/ncer/tse	7	14	17
39.	http://es.epa.gov/ncer/tsegrants	4	4	674
40.	http://es.epa.gov/ncer/draftsurvey	3	3	95
41.	http://es.epa.gov/ncer/final	2	2	0
42.	http://es.epa.gov/ncer/styles	1	1	0
	Total	-	311,510	39,711,418

items 1-42 of 42

Directories - Help Card



Column Definitions

Path to Directory

The full URL path to the directory being analyzed.

Visits

Number of visits to pages within the specified directory. A visit is a series of actions that begins when a visitor views their first page from the server, and ends when the visitor leaves the site or remains idle beyond the idle-time limit. The default idle-time limit is thirty minutes. This time limit can be changed by the system administrator.

Hits

Each file requested by a visitor registers as a hit. There can be several hits on each page. While the volume of hits reflects the amount of server traffic, it is not an accurate reflection of the number of pages viewed.

Kbytes Transferred

Number of kilobytes of data transferred by the server from the specified directory to your visitors.



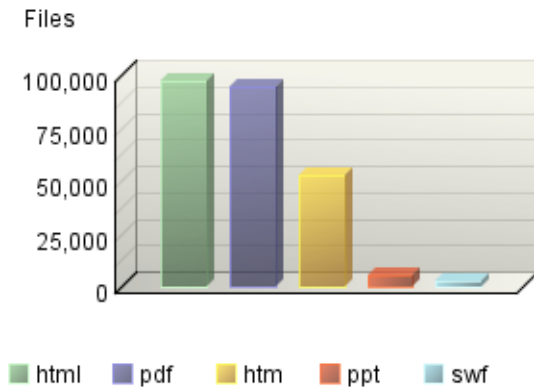
Report Descriptions

This report indicates the content visitors are most interested in. Use this information to determine which content areas to develop further, which areas to focus on less, and how you can arrange your content most effectively. If the table is sorted by kilobytes of data transferred, this page reveals what kind of data the server spends the most time transferring, and may suggest different ways to organize your data, or different ways to distribute the server load if you have more than one server.

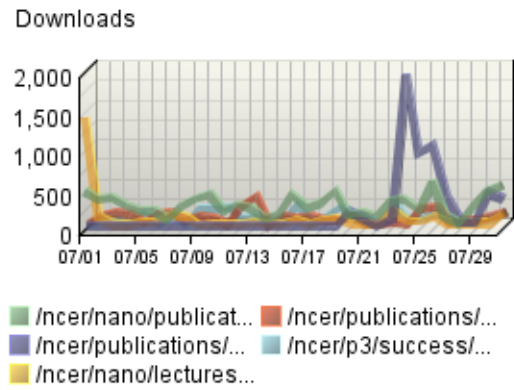
Files Dashboard

This displays key graphs and tables that provide an overview of the Files chapter. When viewing through the on-demand interface, you can click on the title of a graph or table to navigate to the corresponding page.

Accessed File Types by Files



Downloaded Files Trend



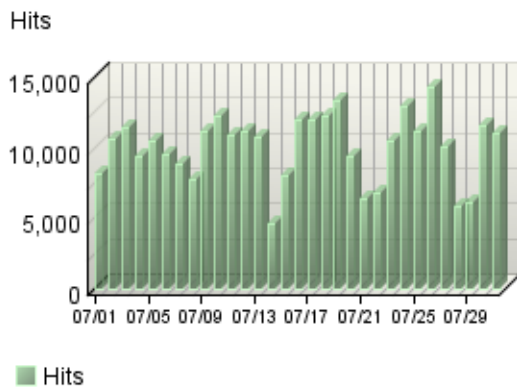
Uploaded Files

No data is available for this graph.

Hit Summary

Successful Hits for Entire Site	311,510
Average Hits per Day	10,048
Home Page Hits	4,430

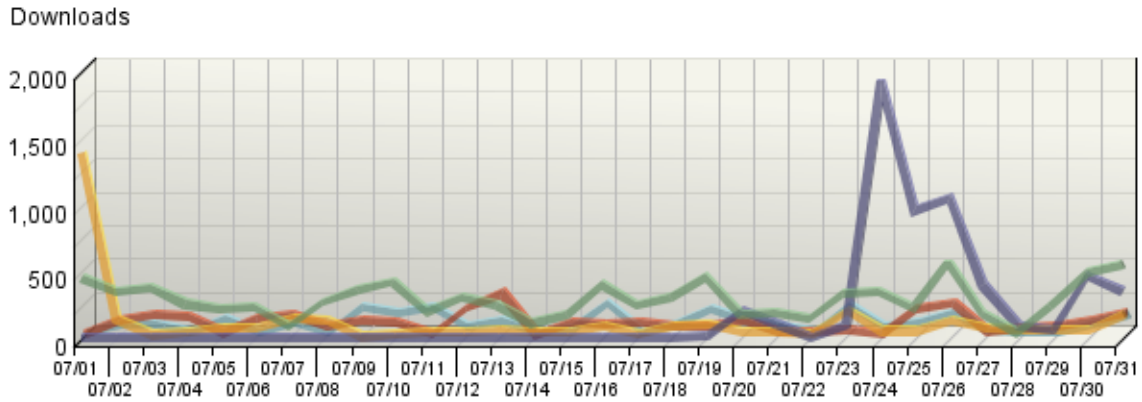
Hits Trend



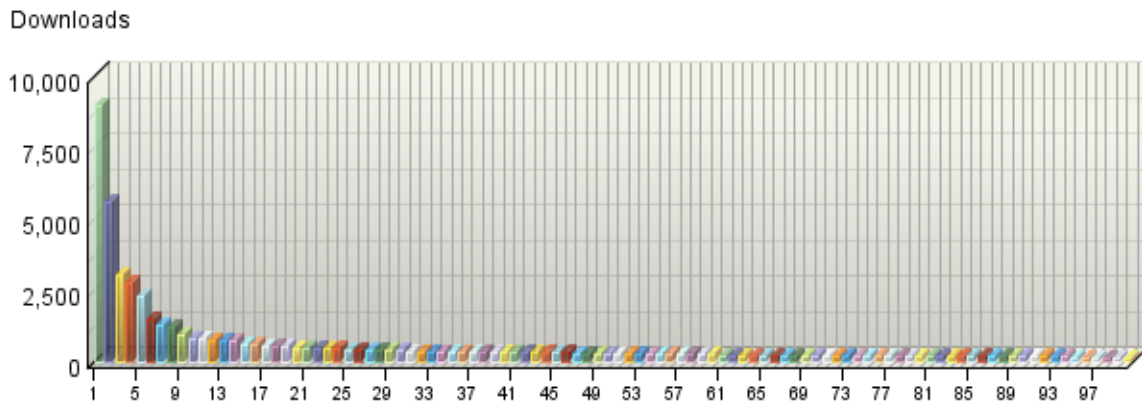
Downloaded Files

This report identifies the most popular files downloaded from your site.

Downloaded Files Trend



Downloaded Files



Downloaded Files

	Downloaded Files	Downloads	% Downloads	Visits
■ 1.	http://es.epa.gov/ncer/nano/publications/whitepaper12022005.pdf	9,019	8.70%	502
■ 2.	http://es.epa.gov/ncer/publications/statesci/bioengineering.pdf	5,592	5.39%	110
■ 3.	http://es.epa.gov/ncer/nano/lectures/zhang0705.pdf	3,064	2.95%	191

	Downloaded Files	Downloads	% Downloads	Visits
4.	http://es.epa.gov/ncer/publications/workshop/pdf/10_26_05proceeding1.pdf	2,754	2.66%	192
5.	http://es.epa.gov/ncer/p3/success/michigan.pdf	2,329	2.25%	201
6.	http://es.epa.gov/ncer/publications/overview/bioavailability_complete_book.pdf	1,504	1.45%	206
7.	http://es.epa.gov/ncer/science/pm/pm.pdf	1,287	1.24%	53
8.	http://es.epa.gov/ncer/publications/workshop/nano_proceed.pdf	1,205	1.16%	188
9.	http://es.epa.gov/ncer/publications/workshop/pdf/fnanoproc_092005.pdf	972	0.94%	141
10.	http://es.epa.gov/ncer/publications/research_results_needs/combustionEmissionsReport.pdf	836	0.81%	88
11.	http://es.epa.gov/ncer/publications/workshop/microorganisms_drinking_water_proceedings.pdf	823	0.79%	63
12.	http://es.epa.gov/ncer/publications/workshop/pdf/10_20_05_nanosummary.pdf	768	0.74%	140
13.	http://es.epa.gov/ncer/science/pm/hei/DieselSpecialReport02.pdf	733	0.71%	74
14.	http://es.epa.gov/ncer/science/tse/sos.pdf	711	0.69%	105
15.	http://es.epa.gov/ncer/p3/expo/p3publicbook041607.pdf	620	0.60%	112
16.	http://es.epa.gov/ncer/publications/nano/pdf/Rama.pdf	605	0.58%	51
17.	http://es.epa.gov/ncer/sbir/success/pdf/stories05.pdf	544	0.52%	62
18.	http://es.epa.gov/ncer/publications/ncer/ncer_annualreport.pdf	541	0.52%	113
19.	http://es.epa.gov/ncer/publications/workshop/pdf/endocrine_disruptors.pdf	513	0.49%	73
20.	http://es.epa.gov/ncer/nano/publications/8-18-04/fnanoproc_092005.pdf	487	0.47%	62
21.	http://es.epa.gov/ncer/publications/regions/5/pdf/plewa7_14_2004.pdf	465	0.45%	74
22.	http://es.epa.gov/ncer/nano/lectures/merzbacher_05_02_05_presentation.pdf	464	0.45%	97
23.	http://es.epa.gov/ncer/publications/nano/pdf/BaerEPA-Workshop--SmallParticleChemistry-final.pdf	447	0.43%	42
24.	http://es.epa.gov/ncer/biodiversity/pubs/tre_vol8_306.pdf	443	0.43%	125
25.	http://es.epa.gov/ncer/nano/lectures/mcneil_030706.pdf	425	0.41%	112
26.	http://es.epa.gov/ncer/publications/nano/pdf/GaudianaKonarka Overview - September 8, 2003.pdf	424	0.41%	37

	Downloaded Files	Downloads	% Downloads	Visits
27.	http://es.epa.gov/ncer/childrenscenters/outreach_docs/Green_Bay_Area_Fishing_Advisory_English.pdf	413	0.40%	94
28.	http://es.epa.gov/ncer/publications/workshop/pdf/EE-0492-04.pdf	409	0.39%	50
29.	http://es.epa.gov/ncer/publications/research_results_synthesis/mercury_rpt_final.pdf	399	0.38%	87
30.	http://es.epa.gov/ncer/nano/lectures/shah92605.pdf	372	0.36%	70
31.	http://es.epa.gov/ncer/publications/meetings/8-23-2005/Gressitt_0915_d3.pdf	371	0.36%	50
32.	http://es.epa.gov/ncer/nano/lectures/roco_04_18_05_presentation.pdf	366	0.35%	50
33.	http://es.epa.gov/ncer/publications/biomarkers/Biomarkers_report_2-5-07.pdf	360	0.35%	66
34.	http://es.epa.gov/ncer/nano/lectures/maynard_06_13_05_presentation.pdf	353	0.34%	75
35.	http://es.epa.gov/ncer/rfa/forms/sf424instructions.pdf	352	0.34%	298
36.	http://es.epa.gov/ncer/publications/workshop/pdf/2003star_human_health_proceedings.pdf	348	0.34%	42
37.	http://es.epa.gov/ncer/publications/meetings/9-9-2003/pdf/reed_maxwell.pdf	346	0.33%	13
38.	http://es.epa.gov/ncer/biodiversity/pubs/proc_vol237_2127.pdf	345	0.33%	48
39.	http://es.epa.gov/ncer/publications/workshop/pdf/humanhealthproc.pdf	335	0.32%	37
40.	http://es.epa.gov/ncer/publications/workshop/pdf/EE-0484-09.pdf	329	0.32%	28
41.	http://es.epa.gov/ncer/publications/workshop/pdf/2001_drinking_water.pdf	324	0.31%	33
42.	http://es.epa.gov/ncer/publications/search/wastebatch.pdf	323	0.31%	31
43.	http://es.epa.gov/ncer/rfa/forms/sf424_i.pdf	322	0.31%	260
44.	http://es.epa.gov/ncer/publications/workshop/pdf/EE-0497-05.pdf	319	0.31%	44
45.	http://es.epa.gov/ncer/nano/lectures/teague_042505_presentation.pdf	306	0.30%	26
46.	http://es.epa.gov/ncer/publications/nano/pdf/MartinAtmosphericNanoparticles.pdf	306	0.30%	11
47.	http://es.epa.gov/ncer/rfa/forms/sf424i_instructions.pdf	289	0.28%	226
48.	http://es.epa.gov/ncer/science/pm/hei/Rean-ExecSumm.pdf	287	0.28%	43
49.	http://es.epa.gov/ncer/publications/workshop/pdf/10_26_04_valuation_session2.pdf	283	0.27%	23

	Downloaded Files	Downloads	% Downloads	Visits
50.	http://es.epa.gov/ncer/publications/workshop/bynd_com_sess2.pdf	281	0.27%	60
51.	http://es.epa.gov/ncer/rfa/forms/sf424-v2.0.pdf	280	0.27%	230
52.	http://es.epa.gov/ncer/rfa/forms/NCER_std_form_5-STAR_Grant_applications.pdf	274	0.26%	192
53.	http://es.epa.gov/ncer/publications/meetings/8-23-2005/Rubenstein_0850_d3.pdf	273	0.26%	56
54.	http://es.epa.gov/ncer/sbir/success/pdf/success_stories_old.pdf	270	0.26%	26
55.	http://es.epa.gov/ncer/publications/search/toxicsbatch.pdf	270	0.26%	42
56.	http://es.epa.gov/ncer/rfa/forms/keycontacts.pdf	269	0.26%	217
57.	http://es.epa.gov/ncer/publications/search/airbatch.pdf	268	0.26%	20
58.	http://es.epa.gov/ncer/publications/meetings/8-18-04/pdf/drzal_epa-star_08-17-04_(final).pdf	250	0.24%	66
59.	http://es.epa.gov/ncer/publications/workshop/pdf/10_26_04_valuation_session1.pdf	243	0.23%	27
60.	http://es.epa.gov/ncer/science/endocrine/pdf/workshop06/lazorchak.pdf	241	0.23%	33
61.	http://es.epa.gov/ncer/rfa/forms/approved_budget_sheet.pdf	235	0.23%	194
62.	http://es.epa.gov/ncer/science/tse/decade_innovation.pdf	234	0.23%	49
63.	http://es.epa.gov/ncer/publications/meetings/8-18-04/pdf/tao_EPA04a.pdf	228	0.22%	14
64.	http://es.epa.gov/ncer/publications/workshop/pdf/10_20_05_ruiz_nancy.pdf	227	0.22%	20
65.	http://es.epa.gov/ncer/publications/workshop/pdf/EE-0492-02.pdf	227	0.22%	49
66.	http://es.epa.gov/ncer/publications/starreport/starsix.pdf	225	0.22%	55
67.	http://es.epa.gov/ncer/events/calendar/2007/apr5/poster_ElliottB.pdf	225	0.22%	182
68.	http://es.epa.gov/ncer/publications/meetings/06_21_07/kleeman.pdf	222	0.21%	35
69.	http://es.epa.gov/ncer/nano/publications/2002_august_nano_star_workshop.pdf	219	0.21%	62
70.	http://es.epa.gov/ncer/publications/meetings/8-18-04/pdf/epa-winter.pdf	216	0.21%	40
71.	http://es.epa.gov/ncer/nano/lectures/shull_06_27_05_presentation.pdf	211	0.20%	24
72.	http://es.epa.gov/ncer/publications/meetings/8-18-04/pdf/wang.pdf	208	0.20%	33

	Downloaded Files	Downloads	% Downloads	Visits
73.	http://es.epa.gov/ncer/nano/factsheet/nano_factsheet.pdf	206	0.20%	173
74.	http://es.epa.gov/ncer/publications/workshop/pdf/10_26_04_valuation_session3_part2.pdf	203	0.20%	19
75.	http://es.epa.gov/ncer/publications/meetings/11-30-2005/Rochester_PM_Center_Kickoff.pdf	198	0.19%	34
76.	http://es.epa.gov/ncer/sbir/report.pdf	197	0.19%	157
77.	http://es.epa.gov/ncer/publications/meetings/8-23-2005/Buzby_300_d2.pdf	192	0.19%	28
78.	http://es.epa.gov/ncer/publications/meetings/8-18-04/pdf/william_trogler.pdf	192	0.19%	23
79.	http://es.epa.gov/ncer/childrenscenters/full_text/34889.pdf	190	0.18%	36
80.	http://es.epa.gov/ncer/publications/workshop/pdf/EE-0497-01.pdf	189	0.18%	47
81.	http://es.epa.gov/ncer/publications/meetings/9-27-2004/pdf/nel.pdf	188	0.18%	29
82.	http://es.epa.gov/ncer/publications/meetings/10_26_05/b33westerhoff.pdf	187	0.18%	28
83.	http://es.epa.gov/ncer/sbir/2007factsheet.pdf	186	0.18%	165
84.	http://es.epa.gov/ncer/science/endocrine/pdf/workshop06/swan.pdf	182	0.18%	28
85.	http://es.epa.gov/ncer/sbir/success/pdf/hydrogen.pdf	181	0.17%	148
86.	http://es.epa.gov/ncer/publications/starreport/starten.pdf	180	0.17%	133
87.	http://es.epa.gov/ncer/rfa/forms/epaf2006.pdf	180	0.17%	156
88.	http://es.epa.gov/ncer/publications/meetings/06_21_07/chow.pdf	179	0.17%	34
89.	http://es.epa.gov/ncer/childrenscenters/pesticidespring07.pdf	178	0.17%	57
90.	http://es.epa.gov/ncer/publications/workshop/pdf/EE-0497-06.pdf	177	0.17%	34
91.	http://es.epa.gov/ncer/publications/meetings/8-23-2005/Daughton_0915_d1.pdf	175	0.17%	16
92.	http://es.epa.gov/ncer/ mailing/06082007/EPA_postdoc_experience.pdf	171	0.16%	96
93.	http://es.epa.gov/ncer/publications/meetings/8-23-2005/finalssummary.pdf	170	0.16%	149
94.	http://es.epa.gov/ncer/publications/meetings/06_21_07/milford.pdf	169	0.16%	27
95.	http://es.epa.gov/ncer/publications/workshop/pdf/EE-0484-04.pdf	165	0.16%	58
96.	http://es.epa.gov/ncer/fellow/fellowforms.pdf	164	0.16%	81
97.	http://es.epa.gov/ncer/nano/relevant_meetings/NanotoxicologyMeeting2006.pdf	160	0.15%	78

	Downloaded Files	Downloads	% Downloads	Visits
98.	http://es.epa.gov/ncer/publications/workshop/pdf/2001_water_watersheds.pdf	159	0.15%	12
99.	http://es.epa.gov/ncer/childrenscenters/pesticidewinter07.pdf	158	0.15%	54
100.	http://es.epa.gov/ncer/events/calendar/2007/feb20_2/liang_presentation.pdf	157	0.15%	28
101.	http://es.epa.gov/ncer/publications/starreport/stareight.pdf	153	0.15%	61
102.	http://es.epa.gov/ncer/publications/meetings/06_21_07/mazurek.pdf	152	0.15%	26
103.	http://es.epa.gov/ncer/publications/meetings/8-18-04/pdf/larsen.pdf	150	0.14%	26
104.	http://es.epa.gov/ncer/publications/meetings/06_21_07/turpin.pdf	150	0.14%	29
105.	http://es.epa.gov/ncer/sbir/success/pdf/vehicle.pdf	150	0.14%	126
106.	http://es.epa.gov/ncer/publications/overview/1998_star_eco_indicators.pdf	148	0.14%	41
107.	http://es.epa.gov/ncer/publications/workshop/indicatprw00.pdf	147	0.14%	57
108.	http://es.epa.gov/ncer/publications/meetings/06_21_07/fraser.pdf	146	0.14%	35
109.	http://es.epa.gov/ncer/publications/workshop/pdf/10_20_05_quinn_jacqueline.pdf	145	0.14%	23
110.	http://es.epa.gov/ncer/guidance/g1starqadfinal.pdf	144	0.14%	134
111.	http://es.epa.gov/ncer/publications/meetings/8-23-2005/OConnor_0825_d3.pdf	144	0.14%	33
112.	http://es.epa.gov/ncer/publications/workshop/globalaquaticeco_60806.pdf	143	0.14%	43
113.	http://es.epa.gov/ncer/science/endocrine/pdf/workshop06/ferguson.pdf	142	0.14%	47
114.	http://es.epa.gov/ncer/publications/workshop/pdf/EE-0497-04.pdf	141	0.14%	47
115.	http://es.epa.gov/ncer/publications/workshop/pdf/10_20_05_kargbo_david.pdf	140	0.13%	26
116.	http://es.epa.gov/ncer/science/endocrine/pdf/workshop06/hauser.pdf	138	0.13%	49
117.	http://es.epa.gov/ncer/publications/workshop/nsf_epa.pdf	138	0.13%	56
118.	http://es.epa.gov/ncer/publications/workshop/pdf/EE-0484-07.pdf	138	0.13%	31
119.	http://es.epa.gov/ncer/publications/meetings/8-18-04/pdf/greg_wilson.pdf	136	0.13%	32
120.	http://es.epa.gov/ncer/events/calendar/2007/feb20_2/kleeman_presentation.pdf	136	0.13%	24

	Downloaded Files	Downloads	% Downloads	Visits
121.	http://es.epa.gov/ncer/fellow/fellow_news_letter.pdf	135	0.13%	78
122.	http://es.epa.gov/ncer/fellow/posters/ppt/montie_2004_star.pdf	135	0.13%	115
123.	http://es.epa.gov/ncer/publications/nano/pdf/Zhang.pdf	135	0.13%	31
124.	http://es.epa.gov/ncer/publications/meetings/8-23-2005/Black_355_d1.pdf	134	0.13%	28
125.	http://es.epa.gov/ncer/events/calendar/2007/feb20_2/jacob_presentation.pdf	132	0.13%	25
126.	http://es.epa.gov/ncer/publications/workshop/pdf/10_20_05_diallo_mamadou.pdf	131	0.13%	26
127.	http://es.epa.gov/ncer/rfa/2006/sbir_phase1.pdf	130	0.13%	46
128.	http://es.epa.gov/ncer/publications/overview/1997_1999_eco_indicators_synthesis.pdf	129	0.12%	37
129.	http://es.epa.gov/ncer/publications/workshop/pdf/11_03_05_lamberson.pdf	129	0.12%	31
130.	http://es.epa.gov/ncer/publications/meetings/11-30-2005/pmcentersabstract.pdf	128	0.12%	19
131.	http://es.epa.gov/ncer/publications/meetings/06_21_07/hopke.pdf	127	0.12%	32
132.	http://es.epa.gov/ncer/publications/workshop/Global_change_proceedings_110204.pdf	126	0.12%	42
133.	http://es.epa.gov/ncer/events/calendar/2007/apr5/presentation_richards.pdf	125	0.12%	26
134.	http://es.epa.gov/ncer/publications/workshop/pdf/EE-0475-04.pdf	125	0.12%	38
135.	http://es.epa.gov/ncer/publications/workshop/pdf/10_20_05_tratnyet_paul.pdf	122	0.12%	31
136.	http://es.epa.gov/ncer/publications/nano/pdf/mrocoNNI_03-0915_ENVgrantees_Roco.pdf	122	0.12%	25
137.	http://es.epa.gov/ncer/rfa/forms/approved_budget_sheet.doc	122	0.12%	116
138.	http://es.epa.gov/ncer/sbir/success/pdf/sea_sweep_success.pdf	120	0.12%	44
139.	http://es.epa.gov/ncer/events/calendar/2007/feb20_2/lamb_presentation.pdf	120	0.12%	36
140.	http://es.epa.gov/ncer/publications/meetings/8-23-2005/Smith_325_d2.pdf	120	0.12%	71
141.	http://es.epa.gov/ncer/publications/meetings/9-28-2004/pdf/frampton.pdf	119	0.11%	29
142.	http://es.epa.gov/ncer/publications/epa_center_reports/FinalOutput_EaGLENewTools2005.pdf	117	0.11%	71
143.	http://es.epa.gov/ncer/publications/workshop/pdf/EE-0492-03.pdf	117	0.11%	34

	Downloaded Files	Downloads	% Downloads	Visits
144.	http://es.epa.gov/ncer/publications/handouts/ncer_flyer.pdf	117	0.11%	69
145.	http://es.epa.gov/ncer/publications/workshop/pdf/10_26_04_valuation_keynote.pdf	117	0.11%	64
146.	http://es.epa.gov/ncer/publications/science_forum/posters/pdf/2004_miller.pdf	117	0.11%	61
147.	http://es.epa.gov/ncer/publications/meetings/06_21_07/park.pdf	116	0.11%	24
148.	http://es.epa.gov/ncer/publications/nano/pdf/tomsonNSF 91503.pdf	114	0.11%	20
149.	http://es.epa.gov/ncer/publications/workshop/pdf/10_20_05_henn_keith.pdf	113	0.11%	26
150.	http://es.epa.gov/ncer/publications/meetings/8-23-2005/Eirkson_0915_d2.pdf	111	0.11%	30
151.	http://es.epa.gov/ncer/publications/meetings/9-9-2003/pdf/philip_berger.pdf	111	0.11%	21
152.	http://es.epa.gov/ncer/publications/meetings/8-18-04/pdf/karn-nanograntees-8-04.pdf	110	0.11%	29
153.	http://es.epa.gov/ncer/rfa/2007/2007_sbir_phase1.pdf	109	0.11%	95
154.	http://es.epa.gov/ncer/publications/workshop/pdf/10_26_04_valuation_session3_part1.pdf	109	0.11%	12
155.	http://es.epa.gov/ncer/science/economics/science_econ1.pdf	108	0.10%	28
156.	http://es.epa.gov/ncer/publications/meetings/8-18-04/pdf/edwin_kan 2.pdf	107	0.10%	43
157.	http://es.epa.gov/ncer/publications/meetings/8-23-2005/Armstrong_150_d2.pdf	107	0.10%	25
158.	http://es.epa.gov/ncer/publications/overview/1998_star_waterwatershed_final.pdf	107	0.10%	41
159.	http://es.epa.gov/ncer/childrenscenters/outreach_docs/AN001135.pdf	106	0.10%	96
160.	http://es.epa.gov/ncer/publications/meetings/9-28-2004/pdf/kanagy.pdf	106	0.10%	22
161.	http://es.epa.gov/ncer/biodiversity/pubs/ann_vol27_247.pdf	106	0.10%	97
162.	http://es.epa.gov/ncer/publications/epa_center_reports/FinalDraft-A CEINC-NewIndicators.pdf	104	0.10%	46
163.	http://es.epa.gov/ncer/publications/starreport/starfour.pdf	103	0.10%	55
164.	http://es.epa.gov/ncer/publications/meetings/06_21_07/yan.pdf	103	0.10%	25
165.	http://es.epa.gov/ncer/publications/meetings/9-9-2003/pdf/edward_bouwer.pdf	103	0.10%	46
166.	http://es.epa.gov/ncer/publications/overview/1999_star_waterwatershed_final.pdf	101	0.10%	36

	Downloaded Files	Downloads	% Downloads	Visits
167.	http://es.epa.gov/ncer/publications/regions/5/pdf/johnson7_14_2004.pdf	101	0.10%	10
168.	http://es.epa.gov/ncer/publications/meetings/06_21_07/fitz.pdf	100	0.10%	23
169.	http://es.epa.gov/ncer/publications/starreport/startwo.pdf	100	0.10%	51
170.	http://es.epa.gov/ncer/fellow/posters/ppt/guillot_2004_star.pdf	100	0.10%	30
171.	http://es.epa.gov/ncer/publications/workshop/pdf/11_03_05_harwell.pdf	99	0.10%	37
172.	http://es.epa.gov/ncer/publications/workshop/pdf/cisnet_workshop_abstracts.pdf	99	0.10%	58
173.	http://es.epa.gov/ncer/nano/factsheet/nanofactsheetjune07.pdf	99	0.10%	89
174.	http://es.epa.gov/ncer/events/calendar/2007/feb20_2/adams_presentation.pdf	99	0.10%	23
175.	http://es.epa.gov/ncer/publications/regions/5/pdf/finette7_14_2004.pdf	98	0.09%	50
176.	http://es.epa.gov/ncer/publications/nano/pdf/sailor2003_EPA_sailor.pdf	98	0.09%	44
177.	http://es.epa.gov/ncer/publications/workshop/pdf/10_20_05_dreher_kevin.pdf	98	0.09%	29
178.	http://es.epa.gov/ncer/publications/nano/pdf/lamNT-Tox-EPA-NSF-Talk-Breviated.pdf	98	0.09%	50
179.	http://es.epa.gov/ncer/publications/meetings/06_21_07/hays.pdf	98	0.09%	30
180.	http://es.epa.gov/ncer/publications/handouts/conference_flyer.pdf	97	0.09%	89
181.	http://es.epa.gov/ncer/publications/workshop/pdf/EE-0475-05.pdf	97	0.09%	22
182.	http://es.epa.gov/ncer/nano/lectures/moore_06_06_05_presentation.pdf	95	0.09%	47
183.	http://es.epa.gov/ncer/sbir/success/pdf/novelliquid.pdf	95	0.09%	93
184.	http://es.epa.gov/ncer/publications/meetings/10_18_2005/cns_oct05.pdf	95	0.09%	11
185.	http://es.epa.gov/ncer/fellow/gro/epa_mai_survey_report_final.pdf	95	0.09%	90
186.	http://es.epa.gov/ncer/publications/meetings/06_21_07/ziemmann.pdf	95	0.09%	20
187.	http://es.epa.gov/ncer/publications/science_forum/posters/pdf/2004_callard.pdf	95	0.09%	89
188.	http://es.epa.gov/ncer/publications/meetings/9-28-2004/pdf/bonham.pdf	94	0.09%	39
189.	http://es.epa.gov/ncer/rfa/forms/424b.pdf	94	0.09%	86
190.	http://es.epa.gov/ncer/childrenscenters/outreach_docs/AN001110.pdf	94	0.09%	34

	Downloaded Files	Downloads	% Downloads	Visits
191.	http://es.epa.gov/ncer/rfa/forms/GG_LobbyingForm-V1.1.pdf	93	0.09%	82
192.	http://es.epa.gov/ncer/publications/starreport/starstamine.pdf	92	0.09%	53
193.	http://es.epa.gov/ncer/sbir/success/pdf/sigmatec_success.pdf	92	0.09%	70
194.	http://es.epa.gov/ncer/publications/staff/HSRC_rem.pdf	92	0.09%	89
195.	http://es.epa.gov/ncer/publications/workshop/pdf/10_20_05_gheorghiu_florin.pdf	91	0.09%	31
196.	http://es.epa.gov/ncer/sbir/success/pdf/highefficiency.pdf	91	0.09%	68
197.	http://es.epa.gov/ncer/publications/meetings/8-23-2005/Glassmeyer_1025_d2.pdf	90	0.09%	23
198.	http://es.epa.gov/ncer/publications/meetings/06_21_07/jayne.pdf	90	0.09%	29
199.	http://es.epa.gov/ncer/publications/meetings/8-18-04/pdf/bhattacharyya.pdf	89	0.09%	30
200.	http://es.epa.gov/ncer/publications/meetings/06_21_07/bhave.pdf	89	0.09%	26
201.	http://es.epa.gov/ncer/publications/nano/pdf/Latour Nano-Envir Wkshp.pdf	89	0.09%	24
202.	http://es.epa.gov/ncer/sbir/success/pdf/compact_membrane_success.pdf	88	0.08%	63
203.	http://es.epa.gov/ncer/science/tse/epafinal.pdf	88	0.08%	28
204.	http://es.epa.gov/ncer/events/calendar/2007/feb20_2/harley_presentation.pdf	88	0.08%	21
205.	http://es.epa.gov/ncer/science/drinkingwater/batterman_r825362.pdf	87	0.08%	80
206.	http://es.epa.gov/ncer/publications/starreport/starone.pdf	87	0.08%	83
207.	http://es.epa.gov/ncer/publications/meetings/10_18_2005/d1johnson.pdf	87	0.08%	19
208.	http://es.epa.gov/ncer/publications/factsheets/camrafinal41006.pdf	87	0.08%	61
209.	http://es.epa.gov/ncer/publications/overview/1997_star_waterwatershed_final.pdf	86	0.08%	33
210.	http://es.epa.gov/ncer/sbir/success/pdf/arsenicremoval.pdf	85	0.08%	76
211.	http://es.epa.gov/ncer/events/calendar/2007/feb20_2/sillman_presentation.pdf	85	0.08%	26
212.	http://es.epa.gov/ncer/sbir/success/pdf/mercury.pdf	85	0.08%	72
213.	http://es.epa.gov/ncer/childrenscenters/outreach_docs/AN001113.pdf	85	0.08%	16
214.	http://es.epa.gov/ncer/publications/meetings/9-15-2003/pdf/Rama.pdf	84	0.08%	15

	Downloaded Files	Downloads	% Downloads	Visits
215.	http://es.epa.gov/ncer/publications/starreport/starseven.pdf	83	0.08%	50
216.	http://es.epa.gov/ncer/publications/workshop/pdf/EE-0423-04.pdf	82	0.08%	42
217.	http://es.epa.gov/ncer/events/calendar/2007/feb20_2/scheraga_presentation.pdf	81	0.08%	21
218.	http://es.epa.gov/ncer/sbir/success/pdf/handheld.pdf	81	0.08%	69
219.	http://es.epa.gov/ncer/publications/nano/pdf/Hwang.pdf	81	0.08%	29
220.	http://es.epa.gov/ncer/publications/workshop/01globalchangeprw.pdf	80	0.08%	41
221.	http://es.epa.gov/ncer/publications/starreport/starfive.pdf	80	0.08%	72
222.	http://es.epa.gov/ncer/rfa/2007/2007_sbir_phase1.doc	80	0.08%	78
223.	http://es.epa.gov/ncer/publications/meetings/12_5_2006/multi.pdf	80	0.08%	19
224.	http://es.epa.gov/ncer/publications/overview/1996_star_waterwatershed_final.pdf	79	0.08%	48
225.	http://es.epa.gov/ncer/publications/workshop/pdf/EE-0472-04.pdf	79	0.08%	37
226.	http://es.epa.gov/ncer/publications/meetings/06_21_07/bond.pdf	79	0.08%	30
227.	http://es.epa.gov/ncer/sbir/success/pdf/electrochemical.pdf	78	0.08%	62
228.	http://es.epa.gov/ncer/publications/workshop/pdf/10_20_05_vance_david.pdf	78	0.08%	35
229.	http://es.epa.gov/ncer/other/archive/98ugfor.pdf	78	0.08%	23
230.	http://es.epa.gov/ncer/events/calendar/2007/feb20_2/russell_presentation.pdf	78	0.08%	21
231.	http://es.epa.gov/ncer/publications/meetings/06_21_07/mcdow.pdf	78	0.08%	24
232.	http://es.epa.gov/ncer/publications/workshop/pdf/EE-0484-01.pdf	78	0.08%	24
233.	http://es.epa.gov/ncer/publications/meetings/8-23-2005/Davis_125_d2.pdf	76	0.07%	18
234.	http://es.epa.gov/ncer/science/drinkingwater/science_drinkingwater.pdf	76	0.07%	38
235.	http://es.epa.gov/ncer/publications/workshop/pdf/EE-0492-01.pdf	76	0.07%	36
236.	http://es.epa.gov/ncer/publications/workshop/pdf/10_26_04_valuation_session4.pdf	76	0.07%	11
237.	http://es.epa.gov/ncer/publications/factsheets/gleifinal05.pdf	76	0.07%	54

	Downloaded Files	Downloads	% Downloads	Visits
238.	http://es.epa.gov/ncer/events/calendar/2007/apr5/presentation_waits.pdf	76	0.07%	26
239.	http://es.epa.gov/ncer/nano/publications/pm_publications.pdf	76	0.07%	26
240.	http://es.epa.gov/ncer/publications/meetings/8-18-04/pdf/drzal_greenManf.pdf	76	0.07%	23
241.	http://es.epa.gov/ncer/events/calendar/2007/apr5/poster_LiY.pdf	75	0.07%	57
242.	http://es.epa.gov/ncer/publications/meetings/06_21_07/robinson.pdf	75	0.07%	25
243.	http://es.epa.gov/ncer/sbir/program/report.pdf	75	0.07%	39
244.	http://es.epa.gov/ncer/publications/meetings/11-30-2005/PM_Centers_Meeting_120105.pdf	73	0.07%	20
245.	http://es.epa.gov/ncer/biodiversity/pubs/ppg_vol29_239.pdf	73	0.07%	60
246.	http://es.epa.gov/ncer/publications/meetings/9-28-2004/pdf/nel.pdf	72	0.07%	13
247.	http://es.epa.gov/ncer/science/endocrine/pdf/workshop06/fisher.pdf	72	0.07%	36
248.	http://es.epa.gov/ncer/publications/workshop/pdf/2002_decision_making_proceedings.pdf	72	0.07%	40
249.	http://es.epa.gov/ncer/sbir/success/pdf/lsr_success.pdf	72	0.07%	20
250.	http://es.epa.gov/ncer/rfa/2004/2004_sbir_phase1_poll-prev.pdf	71	0.07%	49
251.	http://es.epa.gov/ncer/science/drinkingwater/westerhoff_r826831.pdf	71	0.07%	58
252.	http://es.epa.gov/ncer/publications/meetings/9-28-2004/pdf/godleski.pdf	71	0.07%	21
253.	http://es.epa.gov/ncer/publications/workshop/pdf/2003star_mercury_fate_transport_proceedings.pdf	70	0.07%	46
254.	http://es.epa.gov/ncer/sbir/success/pdf/innovative.pdf	70	0.07%	66
255.	http://es.epa.gov/ncer/publications/meetings/9-28-2004/pdf/wang.pdf	69	0.07%	29
256.	http://es.epa.gov/ncer/publications/workshop/pdf/10_20_05_mach_richard.pdf	69	0.07%	18
257.	http://es.epa.gov/ncer/publications/meetings/8-18-04/pdf/ferguson.pdf	69	0.07%	50
258.	http://es.epa.gov/ncer/publications/workshop/pdf/11_03_05_bridgham.pdf	69	0.07%	21
259.	http://es.epa.gov/ncer/sbir/success/pdf/membrane.pdf	69	0.07%	61

	Downloaded Files	Downloads	% Downloads	Visits
260.	http://es.epa.gov/ncer/publications/meetings/8-18-04/pdf/strongin_epa_grantee_in_philadelphia_2.pdf	68	0.07%	14
261.	http://es.epa.gov/ncer/publications/overview/1997_star_eco_indicators.pdf	67	0.06%	38
262.	http://es.epa.gov/ncer/fellow/posters/ppt/howard_2004_star.pdf	66	0.06%	60
263.	http://es.epa.gov/ncer/publications/workshop/pdf/EE-0484-03.pdf	66	0.06%	20
264.	http://es.epa.gov/ncer/sbir/success/pdf/upflow.pdf	66	0.06%	56
265.	http://es.epa.gov/ncer/publications/workshop/pdf/2004_endocrine_disruptors_proceedings1.pdf	65	0.06%	60
266.	http://es.epa.gov/ncer/sbir/success/pdf/arsenic.pdf	65	0.06%	58
267.	http://es.epa.gov/ncer/fellow/posters/pdf/kinane_2004_star.pdf	65	0.06%	43
268.	http://es.epa.gov/ncer/fellow/posters/ppt/camp_2004_star.pdf	65	0.06%	59
269.	http://es.epa.gov/ncer/publications/terms/fdp405.pdf	65	0.06%	61
270.	http://es.epa.gov/ncer/fellow/posters/ppt/mchugh_2004_star.pdf	65	0.06%	44
271.	http://es.epa.gov/ncer/publications/archive/csdoc.pdf	65	0.06%	27
272.	http://es.epa.gov/ncer/publications/meetings/10_18_2005/d1apse.pdf	65	0.06%	13
273.	http://es.epa.gov/ncer/sbir/success/pdf/solid.pdf	64	0.06%	60
274.	http://es.epa.gov/ncer/sbir/success/pdf/environmentally.pdf	63	0.06%	59
275.	http://es.epa.gov/ncer/events/calendar/2007/feb20_2/jacobson_presentation.pdf	63	0.06%	25
276.	http://es.epa.gov/ncer/p3/p3_factsheet.pdf	63	0.06%	61
277.	http://es.epa.gov/ncer/publications/regions/5/pdf/raymer7_14_2004.pdf	63	0.06%	25
278.	http://es.epa.gov/ncer/publications/factsheets/mrguidefinal41006.pdf	62	0.06%	51
279.	http://es.epa.gov/ncer/grants/research.pdf	62	0.06%	60
280.	http://es.epa.gov/ncer/publications/tribal/tribal_fact_sheet_final_4-16-04.pdf	62	0.06%	61
281.	http://es.epa.gov/ncer/publications/workshop/pdf/shankar.pdf	62	0.06%	19
282.	http://es.epa.gov/ncer/publications/science_forum/posters/pdf/2004_smith.pdf	61	0.06%	41

	Downloaded Files	Downloads	% Downloads	Visits
283.	http://es.epa.gov/ncer/science/drinkingwater/roberts_r829004.pdf	61	0.06%	58
284.	http://es.epa.gov/ncer/publications/meetings/12_5_2006/basin.pdf	61	0.06%	15
285.	http://es.epa.gov/ncer/rfa/2004/2004_sbiri_phase1_pac-swest.pdf	61	0.06%	52
286.	http://es.epa.gov/ncer/publications/meetings/10_26_05/p1farland.pdf	61	0.06%	20
287.	http://es.epa.gov/ncer/publications/meetings/06_21_07/johnston.pdf	61	0.06%	18
288.	http://es.epa.gov/ncer/publications/meetings/8-18-04/pdf/wan_y_shih_epa_grantee_meeting_8-18,21-2004_2.pdf	61	0.06%	19
289.	http://es.epa.gov/ncer/publications/overview/1999_star_eco_indicators.pdf	61	0.06%	30
290.	http://es.epa.gov/ncer/publications/workshop/pdf/EE-0464-05.pdf	61	0.06%	27
291.	http://es.epa.gov/ncer/sbir/success/pdf/ultralow.pdf	61	0.06%	56
292.	http://es.epa.gov/ncer/events/calendar/2007/apr5/poster_KittrellJ.pdf	60	0.06%	51
293.	http://es.epa.gov/ncer/publications/meetings/9-28-2004/pdf/rosenfeld.pdf	60	0.06%	24
294.	http://es.epa.gov/ncer/sbir/success/pdf/highspeed.pdf	60	0.06%	54
295.	http://es.epa.gov/ncer/publications/terms/fdp_epa05.pdf	60	0.06%	54
296.	http://es.epa.gov/ncer/publications/meetings/8-23-2005/Armbrust_1005_d1.pdf	60	0.06%	18
297.	http://es.epa.gov/ncer/sbir/success/pdf/atmi_success.pdf	60	0.06%	46
298.	http://es.epa.gov/ncer/nano/lectures/bergeson_05_09_05.pdf	59	0.06%	54
299.	http://es.epa.gov/ncer/sbir/success/pdf/phytoremediation.pdf	59	0.06%	54
300.	http://es.epa.gov/ncer/publications/search/waterbatch.pdf	59	0.06%	34
Subtotal for rows: 1 - 300		74,762	72.08%	17,208
Other		28,953	27.92%	24,167
Total		103,715	100.00%	41,375

items 1-300 of 500

Downloaded Files - Help Card



Column Definitions

Files

The path and filename of the file being analyzed.

Downloads

Number of times the specified file was downloaded by a visitor. If an error occurred during a transfer, the transfer is not counted. Note that downloaded PDF files may cause an inflated count.

Visits

Number of visits that accessed the specified files. A visit is a series of actions that begins when a visitor views their first page from the server, and ends when the visitor leaves the site or remains idle beyond the idle-time limit. The default idle-time limit is thirty minutes. This time limit can be changed by the system administrator.



Report Descriptions

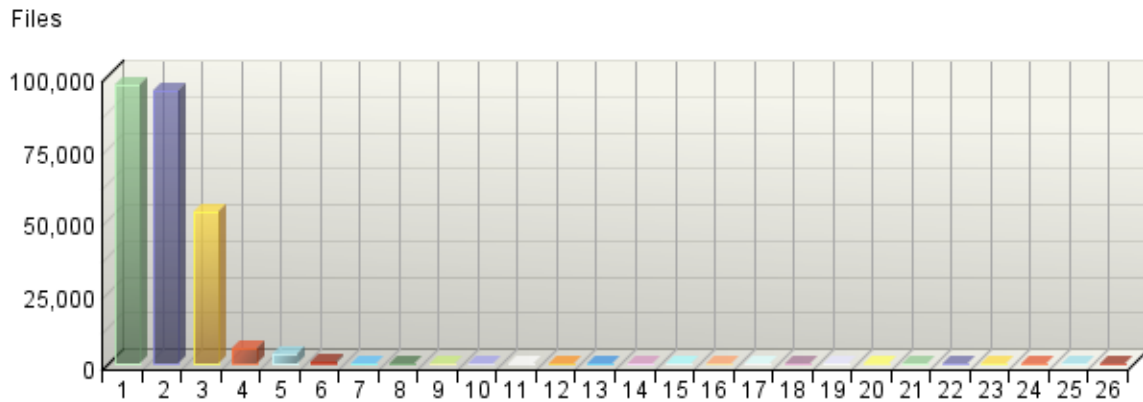
If you are using an SDC data source, then this report is not applicable.

This information shows you the most popular downloadable files on your web site. Files that don't appear on the list, or appear low on the list, may require maintenance such as decreasing the file size, improving link placement, or elimination to make room for more popular content.

Accessed File Types

This report identifies the types of files accessed on your site and the total number of kilobytes of data transferred for each file type. Cached requests and erred hits are excluded from the totals.

Accessed File Types by Files



Accessed File Types

File Type	Files	% Files	Kbytes Transferred
1. html	96,925	38.25%	5,043,876
2. pdf	94,370	37.25%	19,346,862
3. htm	52,392	20.68%	1,019,748
4. ppt	5,235	2.07%	12,217,087
5. swf	3,076	1.21%	112,483
6. doc	598	0.24%	72,040
7. scc	298	0.12%	86
8. wmv	133	0.05%	948,664
9. wpd	71	0.03%	1,999
10. map	60	0.02%	11
11. xml	59	0.02%	354
12. flv	34	0.01%	923,423
13. mov	32	0.01%	7,343
14. mpg	21	0.01%	6,866
15. hold	12	0.00%	511
16. avi	8	0.00%	1
17. jpe	8	0.00%	39
18. jbf	8	0.00%	326

	File Type	Files	% Files	Kbytes Transferred
19.	smi	8	0.00%	63
20.	eps	7	0.00%	2,892
21.	wp5	7	0.00%	233
22.	sit	3	0.00%	54
23.	db	2	0.00%	234
24.	zip	2	0.00%	1,072
25.	old	2	0.00%	6
26.	rm	1	0.00%	5,156
	Total	253,372	100.00%	39,711,418

items 1-26 of 26

Accessed File Types - Help Card



Column Definitions

File Type

Identifies types of files by their file extension. For example, a file named graphic.gif is identified as type "gif."

Files

Number of files of the specified type accessed by visitors to your site.

Kbytes Transferred

Number of kilobytes of data transferred for all files of the specified type.



Report Descriptions

This report provides general statistics for the type of data that visitors access on your site.

Uploaded Files

This report identifies the most popular files uploaded from a client to your servers using FTP PUT, HTTP PUT, or HTTP POST.

Uploaded Files

No data is available for this graph.

Uploaded Files

No data is available for this table.

Uploaded Files - Help Card



Column Definitions

Files

The path and filename of the uploaded file being analyzed. Uploaded files correspond to a POST entry in the web server log file. If the field names are provided, then you will find the uploaded files listed in the METHOD field.

Visits

Number of visits to your site where the specified file was uploaded to your servers. A visit is a series of actions that begins when a visitor views their first page from the server, and ends when the visitor leaves the site or remains idle beyond the idle-time limit. The default idle-time limit is thirty minutes. This time limit can be changed by the system administrator.

Uploads

Number of times the specified file was uploaded to your site. If an error occurred during a transfer, the transfer is not counted.



Report Descriptions

If you are using an SDC data source, then this report is not applicable.

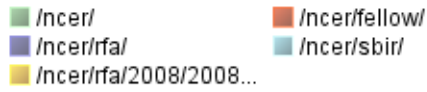
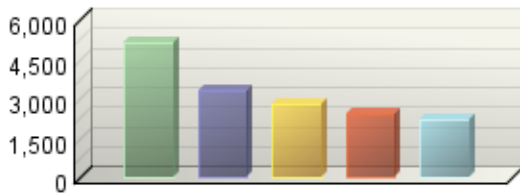
This report presents information on files that were uploaded to your servers during the period of the report. You may want to run virus scans on uploaded files.

Navigation Dashboard

This dashboard summarizes important information related to online navigation.

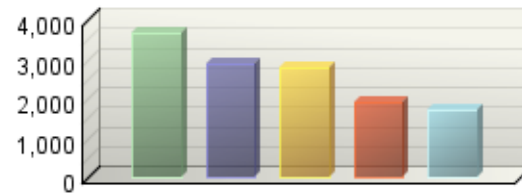
Entry Pages

Visits



Exit Pages

Visits



Single-Page Visits

Visits

