

NCER Monthly Statistics

Monthly View: July 2005

July 1, 2005 12:00:00 AM – July 31, 2005 11:59:59 PM

This report was generated by WebTrends 7 - Enterprise, Version: 7.5, Build: 16366 .
Friday, October 28, 2005 1:25:57 PM
Final report conversion by WebTrends Report Exporter, Version 7.5 (build 16363)

Copyright (C) 1996-2005 WebTrends Inc. All rights reserved.

Table of Contents

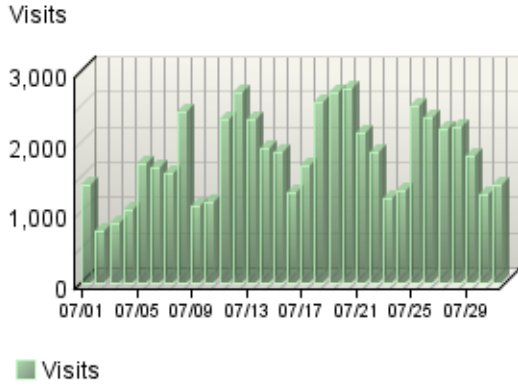
Overview Dashboard	1
Visitors Dashboard	3
Pages Dashboard	6
Navigation Dashboard	8
Technical Dashboard	9
Activity Dashboard	11
Browsers and Platforms Dashboard	13
Visitors Dashboard	15
Top Visitors	18
New vs. Return Visits	25
Visitors by Number of Visits	27
Visitors Trend	29
Visits Trend	35
Organizations	37
Authenticated Usernames	40
Domain Names	42
Top-Level Domain Types	46
Geography Dashboard	49
Regions	50
Countries	52
North American States and Provinces	56
Cities	57
Pages Dashboard	58
Pages	60
Content Groups	75
Directories	77
Files Dashboard	80

Downloaded Files	81
Accessed File Types	87
Uploaded Files	89

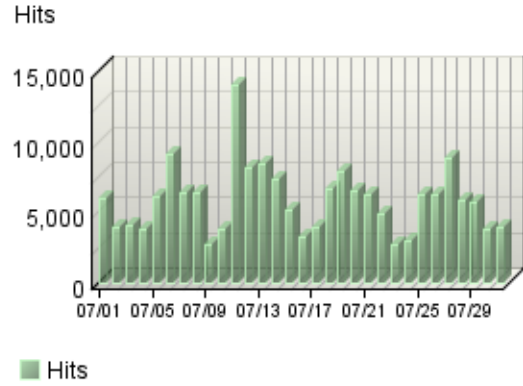
Overview Dashboard

This displays key graphs and tables that provide an overview of the entire report. When viewing through the on-demand interface, you can click on the title of a graph or table to navigate to the corresponding page.

Visits Trend



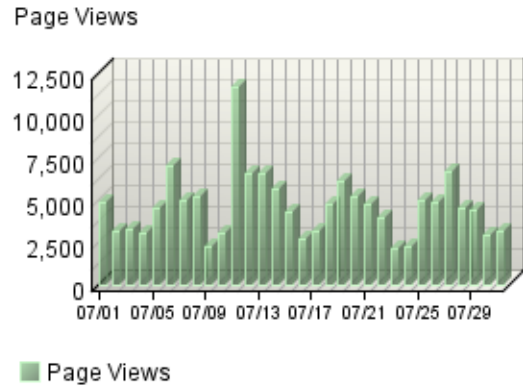
Hits Trend



Visitor Summary

Visitors	27,687
Visitors Who Visited Once	23,162
Visitors Who Visited More Than Once	4,525
Average Visits per Visitor	2.01

Page Views Trend



Visit Summary

Visits	55,775
Average per Day	1,799
Average Visit Duration	00:17:37
Median Visit Duration	00:03:18
International Visits	6.35%
Visits of Unknown Origin	23.61%
Visits from Your Country: United States (US)	70.03%

Hit Summary

Successful Hits for Entire Site	181,832
Average Hits per Day	5,865
Home Page Hits	11,108

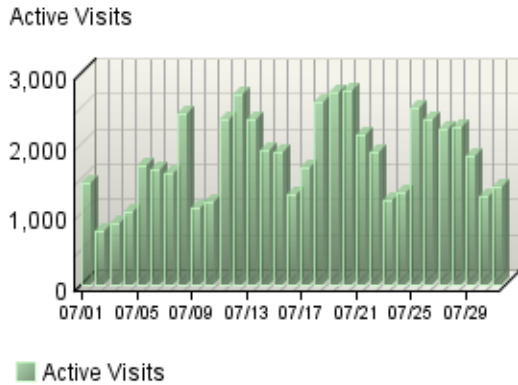
Page View Summary

Page Views	143,557
Average per Day	4,630
Average Page Views per Visit	2.57

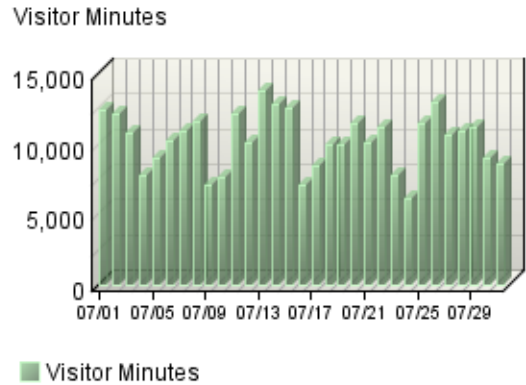
Visitors Dashboard

This displays key graphs and tables that provide an overview of the Visitors chapter. When viewing through the on-demand interface, you can click on the title of a graph or table to navigate to the corresponding page.

Active Visits Trend



Visitor Minutes Trend



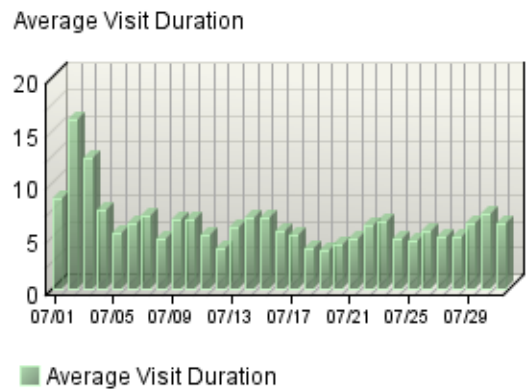
Visitor Summary

Visitors	27,687
Visitors Who Visited Once	23,162
Visitors Who Visited More Than Once	4,525
Average Visits per Visitor	2.01

Visit Summary

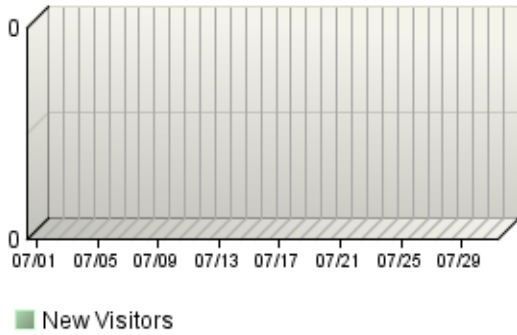
Visits	55,775
Average per Day	1,799
Average Visit Duration	00:17:37
Median Visit Duration	00:03:18
International Visits	6.35%
Visits of Unknown Origin	23.61%
Visits from Your Country: United States (US)	70.03%

Average Length of Visit Trend



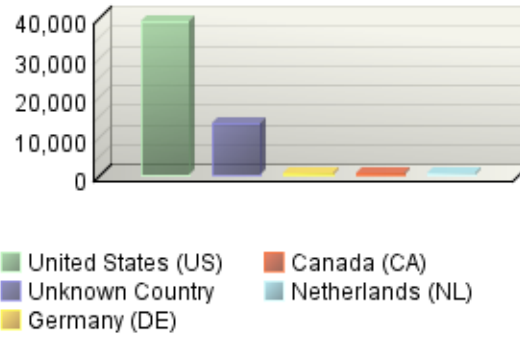
New Visitors Trend

New Visitors



Countries

Visits



Organizations

No data is available for this graph.

Authenticated Usernames

No data is available for this graph.

New vs. Return Visits

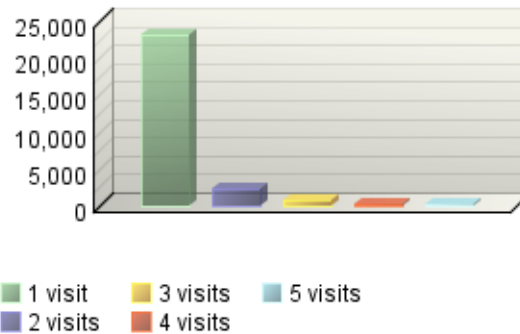
Visits



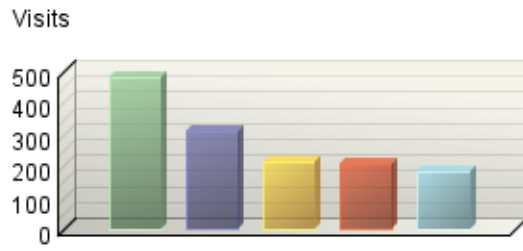
Returning Visitors

Visitors by Number of Visits

Visitors



Top Visitors



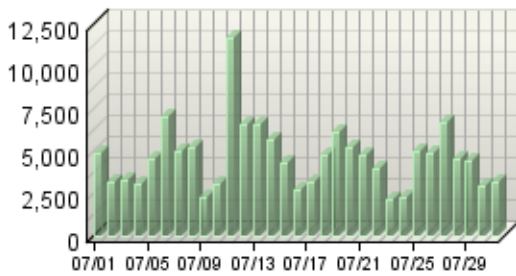
- sasch1031310.phx...
- msnbot.msn.com_...
- 64.4.8.94_msnbot1...
- spider3.picsearch.c...
- spider4.picsearch.c...

Pages Dashboard

This displays key graphs and tables that provide an overview of the Pages chapter. When viewing through the on-demand interface, you can click on the title of a graph or table to navigate to the corresponding page.

Page Views Trend

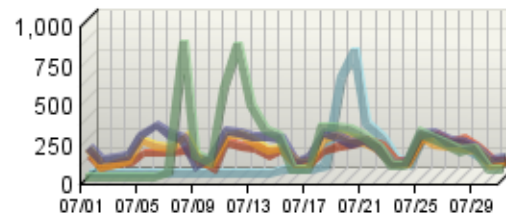
Page Views



■ Page Views

Pages Trend

Visits



■ /ncer/rfa/2006/200...
 ■ /ncer/fellow/
 ■ /ncer/
 ■ /ncer/rfa/2006/200...
 ■ /ncer/rfa/

Content Groups

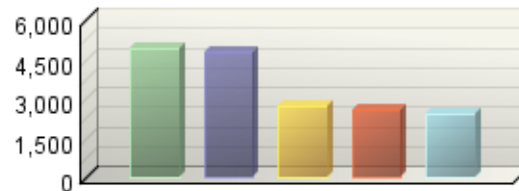
No data is available for this graph.

Page View Summary

Page Views	143,557
Average per Day	4,630
Average Page Views per Visit	2.57

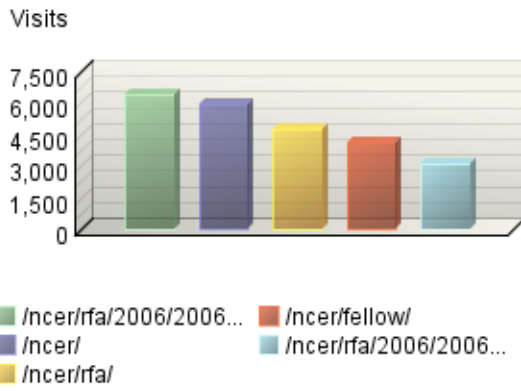
Entry Pages

Visits

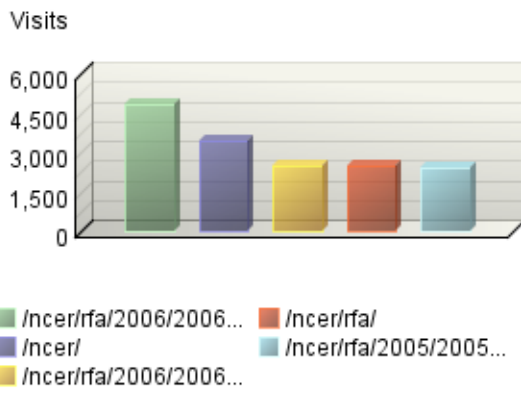


■ /ncer/
 ■ /ncer/rfa/2006/2006...
 ■ /ncer/rfa/2006/2006...
 ■ /ncer/rfa/
 ■ /ncer/fellow/

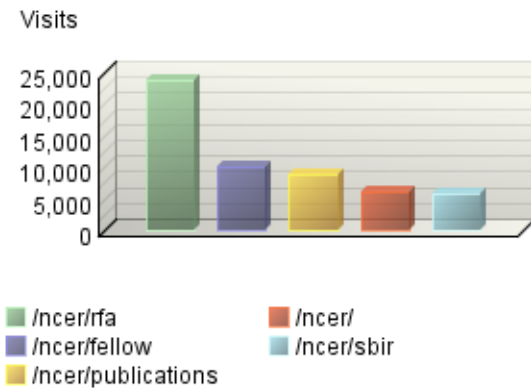
Pages



Exit Pages



Directories

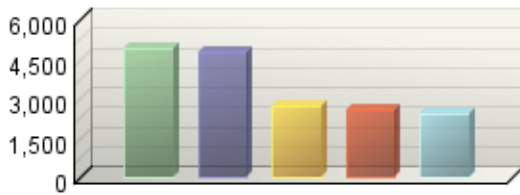


Navigation Dashboard

This dashboard summarizes important information related to online navigation.

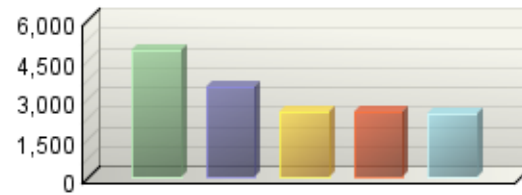
Entry Pages

Visits



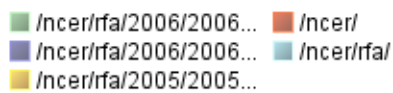
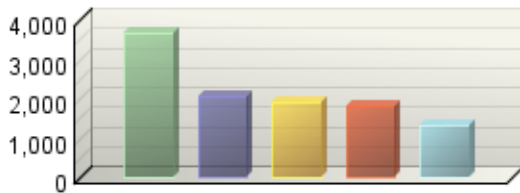
Exit Pages

Visits



Single-Page Visits

Visits

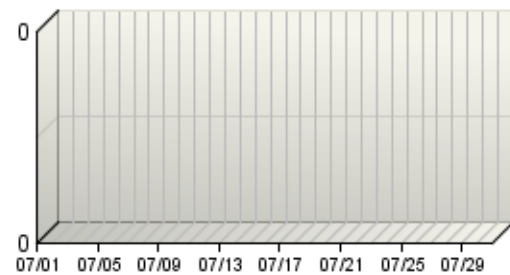


Technical Dashboard

This dashboard summarizes important information related to online technical activity.

Average Time to Serve Pages

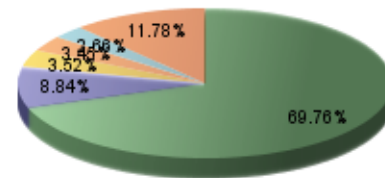
Average Time to Serve



■ Average Time to Serve

Browsers by Version

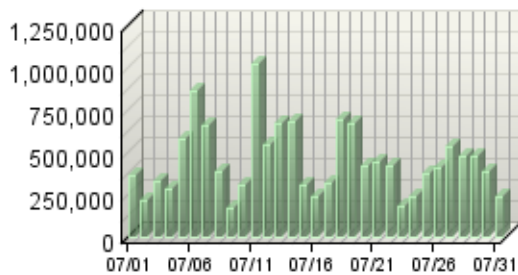
Visits



■ Microsoft Internet Ex... ■ Other Netscape Co...
 ■ Mozilla ■ Safari
 ■ Netscape ■ Other

Bandwidth: Kbytes Transferred Trend

Kbytes Transferred

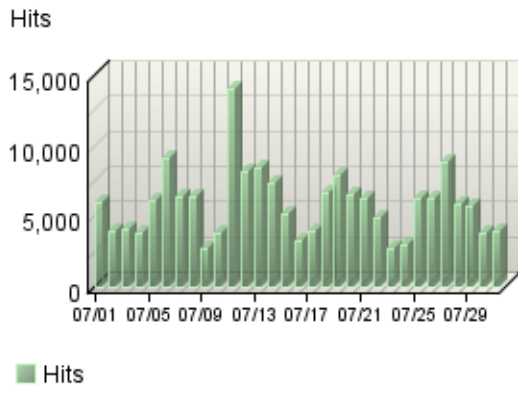


■ Kbytes Transferred

Technical Summary

Total Hits	201,034
Successful Hits	181,832
Successful Hits (as Percent)	90.45%
Failed Hits	19,202
Failed Hits (as Percent)	9.55%
Cached Hits	28,667
Cached Hits (as Percent)	14.26%

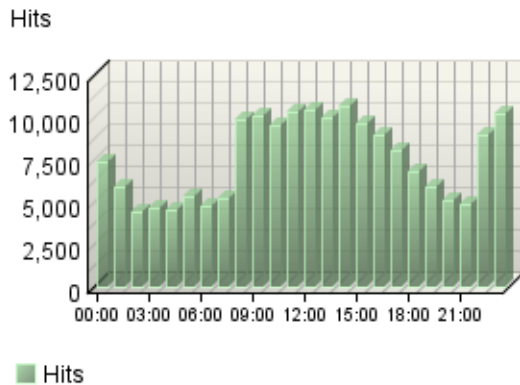
Hits Trend



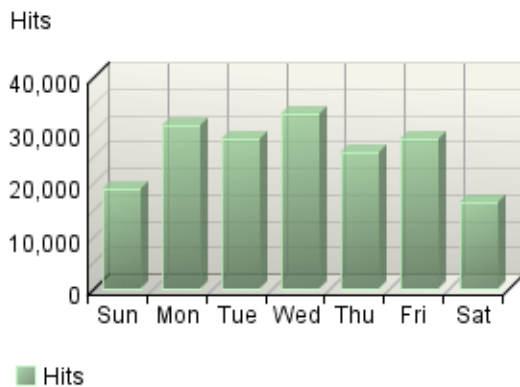
Activity Dashboard

This displays key graphs and tables that provide an overview of the Activity chapter. When viewing through the on-demand interface, you can click on the title of a graph or table to navigate to the corresponding page.

Hits by Hour of the Day



Hits by Day of the Week



Most Active Summary

Most Active Date	7/11/05
Number of Hits on Most Active Date	14,104
Most Active Day of the Week	Wednesday
Most Active Hour of the Day	14:00-14:59

Least Active Summary

Least Active Date	7/23/05
Number of Hits on Least Active Date	2,674
Least Active Day of the Week	Saturday
Least Active Hour of the Day	02:00-02:59

Activity on Weekdays Summary

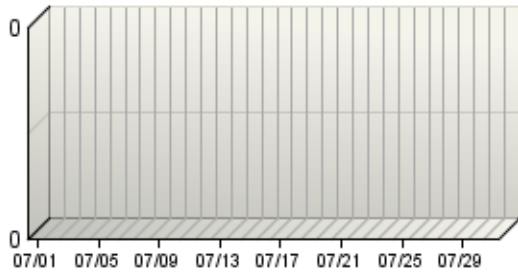
Total Hits Weekdays	146,702
Total Visits Weekdays	43,878
Average Number of Visits per day on Weekdays	2,089
Average Number of Hits per day on Weekdays	6,985

Activity on Weekends Summary

Total Hits Weekend	35,130
Total Visits Weekend	11,897
Average Number of Visits per Weekend	2,379
Average Number of Hits per Weekend	7,026

Average Time to Serve Pages

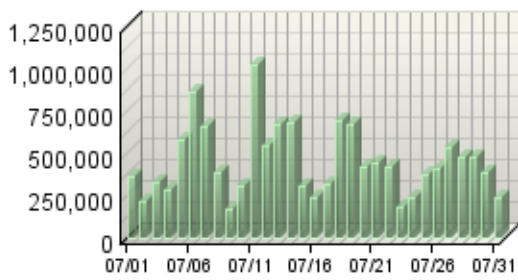
Average Time to Serve



■ Average Time to Serve

Bandwidth: Kbytes Transferred Trend

Kbytes Transferred

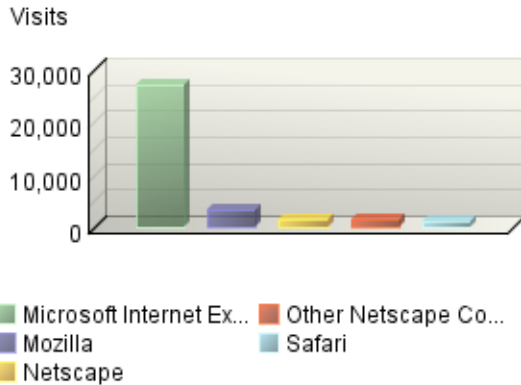


■ Kbytes Transferred

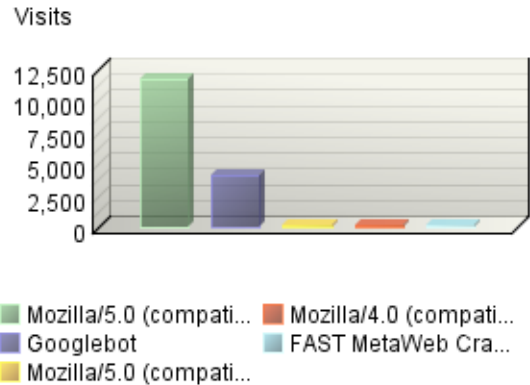
Browsers and Platforms Dashboard

This displays key graphs and tables that provide an overview of the Browsers and Platforms chapter. When viewing through the on-demand interface, you can click on the title of a graph or table to navigate to the corresponding page.

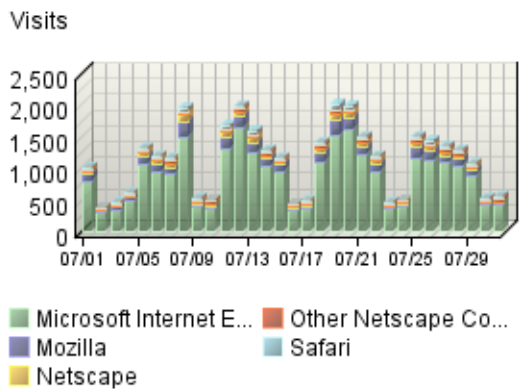
Browsers



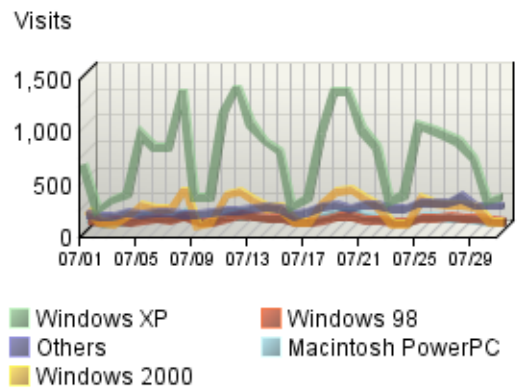
Spiders



Browsers Trend



Platforms Trend



WAP Devices

No data is available for this graph.

Palm Devices

No data is available for this graph.

WAP Browsers

No data is available for this graph.

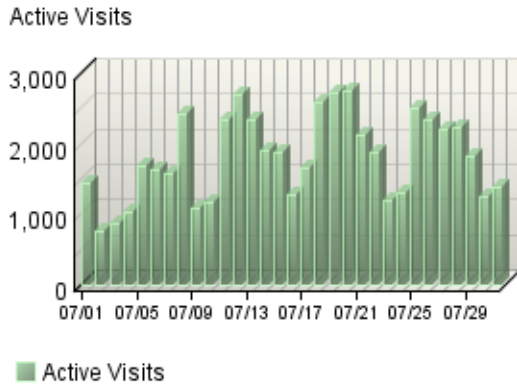
Palm Browsers

No data is available for this graph.

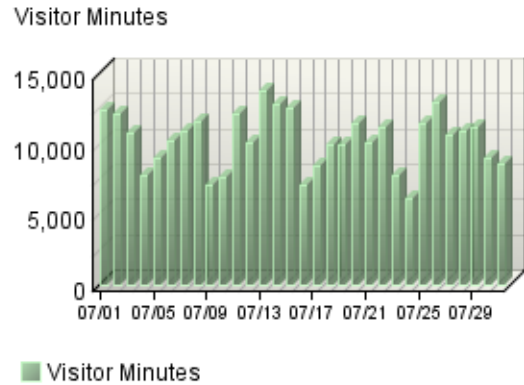
Visitors Dashboard

This displays key graphs and tables that provide an overview of the Visitors chapter. When viewing through the on-demand interface, you can click on the title of a graph or table to navigate to the corresponding page.

Active Visits Trend



Visitor Minutes Trend



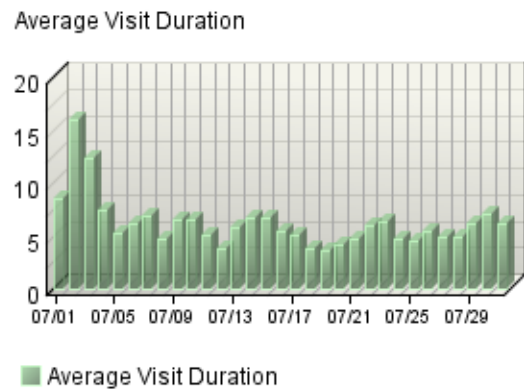
Visitor Summary

Visitors	27,687
Visitors Who Visited Once	23,162
Visitors Who Visited More Than Once	4,525
Average Visits per Visitor	2.01

Visit Summary

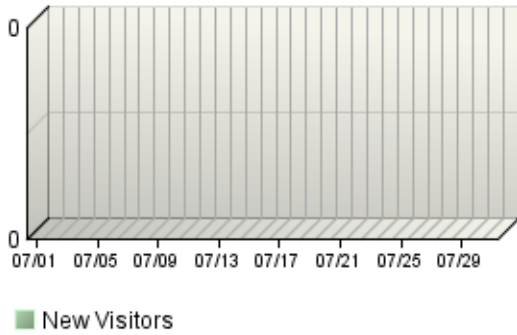
Visits	55,775
Average per Day	1,799
Average Visit Duration	00:17:37
Median Visit Duration	00:03:18
International Visits	6.35%
Visits of Unknown Origin	23.61%
Visits from Your Country: United States (US)	70.03%

Average Length of Visit Trend



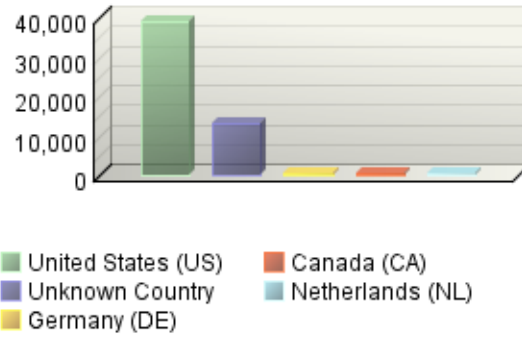
New Visitors Trend

New Visitors



Countries

Visits



Organizations

No data is available for this graph.

Authenticated Usernames

No data is available for this graph.

New vs. Return Visits

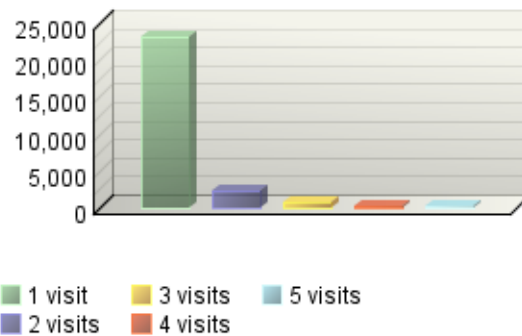
Visits



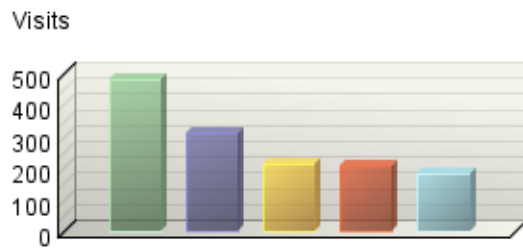
Returning Visitors

Visitors by Number of Visits

Visitors



Top Visitors

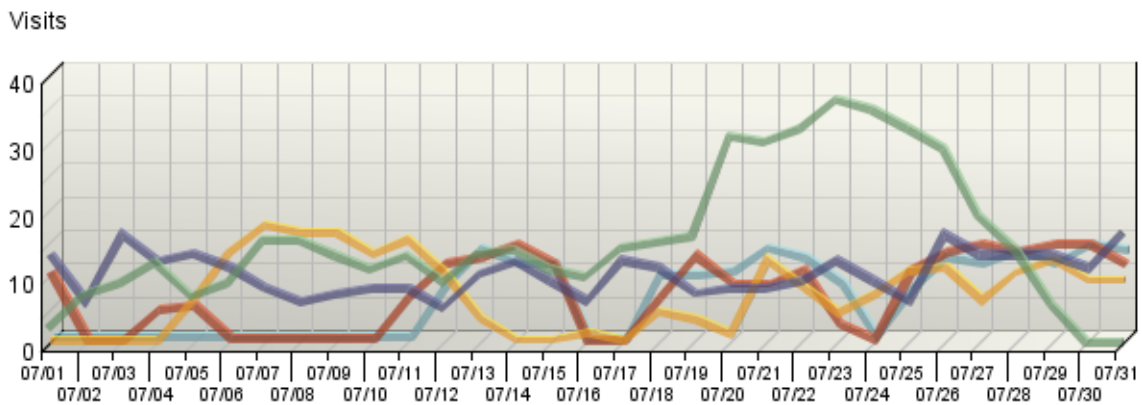


- sasch1031310.phx...
- msnbot.msn.com_...
- 64.4.8.94_msnbot1...
- spider3.picsearch.c...
- spider4.picsearch.c...

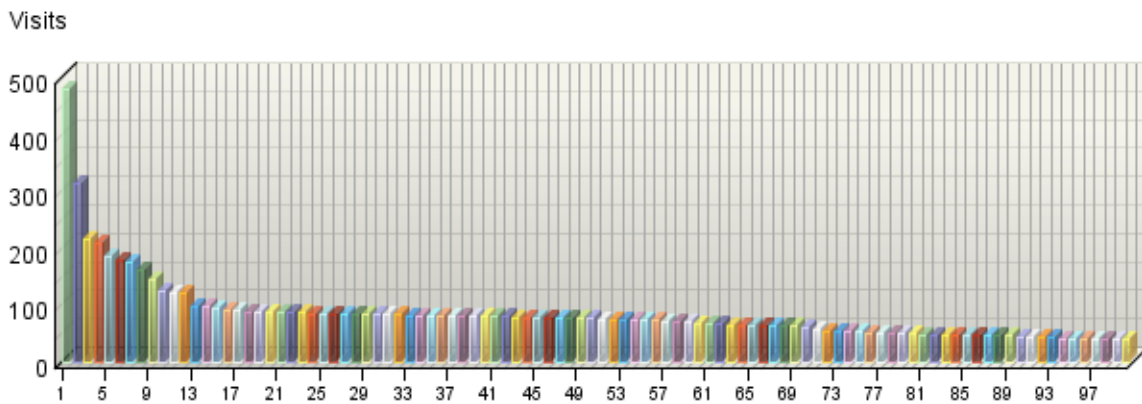
Top Visitors

This report identifies the IP address, domain name, or cookie of each visitor, and identifies the visitor's activity level on the site. If you use cookies to track visits, WebTrends can differentiate between hits from different visitors with the same IP address.

Top Visitors Trend



Top Visitors



Top Visitors

	Visitor	Visits	% Visits	Hits
■ 1.	sasch1031310.phx.gbl_msnbot/1.0 (+http://search.msn.com/msnbot.htm)	479	0.86%	660
■ 2.	msnbot.msn.com_msnbot/1.0 (+http://search.msn.com/msnbot.htm)	314	0.56%	6,944

	Visitor	Visits	% Visits	Hits
3.	64.4.8.94_msnbot/1.0 (+http://search.msn.com/msnbot.htm)	216	0.39%	562
4.	spider3.picsearch.com_psbot/0.1 (+http://www.picsearch.com/bot.html)	208	0.37%	407
5.	spider4.picsearch.com_psbot/0.1 (+http://www.picsearch.com/bot.html)	185	0.33%	392
6.	sv-fw.looksmart.com_Mozilla/4.0 (compatible; grub-client-2.6.0)	178	0.32%	214
7.	spider2.picsearch.com_psbot/0.1 (+http://www.picsearch.com/bot.html)	175	0.31%	361
8.	spider5.picsearch.com_psbot/0.1 (+http://www.picsearch.com/bot.html)	162	0.29%	285
9.	64.124.85.74.become.com_Mozilla/5.0 (compatible; BecomeBot/2.3; MSIE 6.0 compatible; +http://www.become.com/site_owners.html)	145	0.26%	1,564
10.	crawler-gw-02.bos3.fastsearch.net_FAST MetaWeb Crawler (helpdesk at fastsearch dot com)	124	0.22%	2,505
11.	217.212.224.146_psbot/0.1 (+http://www.picsearch.com/bot.html)	123	0.22%	204
12.	209.241.144.34_Mozilla/4.0 (compatible; MSIE 6.0; Windows NT; MS Search 4.0 Robot)	120	0.22%	884
13.	crawl-66-249-64-30.googlebot.com_Googlebot/2.1 (+http://www.google.com/bot.html)	98	0.18%	316
14.	sol.ncsa.uiuc.edu_D2KWebCrawler	97	0.17%	446
15.	38.118.73.250_Dumbot(version 0.1 beta - http://www.dumbfind.com/dumbot.html)	94	0.17%	363
16.	crawl-66-249-71-18.googlebot.com_Googlebot/2.1 (+http://www.google.com/bot.html)	91	0.16%	325
17.	crawl-66-249-64-36.googlebot.com_Googlebot/2.1 (+http://www.google.com/bot.html)	90	0.16%	598
18.	crawl-66-249-71-39.googlebot.com_Googlebot/2.1 (+http://www.google.com/bot.html)	89	0.16%	327
19.	crawl-66-249-71-69.googlebot.com_Googlebot/2.1 (+http://www.google.com/bot.html)	88	0.16%	354
20.	crawl-66-249-64-52.googlebot.com_Googlebot/2.1 (+http://www.google.com/bot.html)	88	0.16%	556
21.	crawl-66-249-71-67.googlebot.com_Googlebot/2.1 (+http://www.google.com/bot.html)	87	0.16%	302
22.	ex173.wc.ask.com_Mozilla/4.0 (compatible; MSIE 6.0; Windows NT 5.2; .NET CLR 1.1.4322)	87	0.16%	121
23.	67.106.152.131.ptr.us.xo.net_Java/1.4.2_05	87	0.16%	145
24.	crawl-66-249-71-10.googlebot.com_Googlebot/2.1 (+http://www.google.com/bot.html)	86	0.15%	587

	Visitor	Visits	% Visits	Hits
25.	crawl-66-249-64-37.googlebot.com_Googlebot/2.1 (+http://www.google.com/bot.html)	85	0.15%	302
26.	crawl-66-249-64-15.googlebot.com_Googlebot/2.1 (+http://www.google.com/bot.html)	84	0.15%	586
27.	crawl-66-249-64-33.googlebot.com_Googlebot/2.1 (+http://www.google.com/bot.html)	84	0.15%	278
28.	crawl-66-249-71-15.googlebot.com_Googlebot/2.1 (+http://www.google.com/bot.html)	84	0.15%	592
29.	crawl-66-249-64-28.googlebot.com_Googlebot/2.1 (+http://www.google.com/bot.html)	84	0.15%	314
30.	crawl-66-249-71-17.googlebot.com_Googlebot/2.1 (+http://www.google.com/bot.html)	84	0.15%	558
31.	crawl-66-249-71-3.googlebot.com_Googlebot/2.1 (+http://www.google.com/bot.html)	83	0.15%	554
32.	crawl-66-249-71-29.googlebot.com_Googlebot/2.1 (+http://www.google.com/bot.html)	83	0.15%	291
33.	crawl-66-249-64-66.googlebot.com_Googlebot/2.1 (+http://www.google.com/bot.html)	82	0.15%	328
34.	crawl-66-249-71-53.googlebot.com_Googlebot/2.1 (+http://www.google.com/bot.html)	82	0.15%	564
35.	crawl-66-249-64-27.googlebot.com_Googlebot/2.1 (+http://www.google.com/bot.html)	82	0.15%	569
36.	crawl-66-249-64-6.googlebot.com_Googlebot/2.1 (+http://www.google.com/bot.html)	81	0.15%	543
37.	crawl-66-249-64-77.googlebot.com_Googlebot/2.1 (+http://www.google.com/bot.html)	81	0.15%	581
38.	crawl-66-249-64-14.googlebot.com_Googlebot/2.1 (+http://www.google.com/bot.html)	81	0.15%	521
39.	crawl-66-249-64-10.googlebot.com_Googlebot/2.1 (+http://www.google.com/bot.html)	81	0.15%	605
40.	crawl-66-249-64-54.googlebot.com_Googlebot/2.1 (+http://www.google.com/bot.html)	80	0.14%	570
41.	crawl-66-249-64-4.googlebot.com_Googlebot/2.1 (+http://www.google.com/bot.html)	80	0.14%	555
42.	crawl-66-249-64-13.googlebot.com_Googlebot/2.1 (+http://www.google.com/bot.html)	80	0.14%	587
43.	crawl-66-249-64-44.googlebot.com_Googlebot/2.1 (+http://www.google.com/bot.html)	79	0.14%	580
44.	crawl-66-249-71-42.googlebot.com_Googlebot/2.1 (+http://www.google.com/bot.html)	79	0.14%	554
45.	crawl-66-249-71-7.googlebot.com_Googlebot/2.1 (+http://www.google.com/bot.html)	79	0.14%	589
46.	crawl-66-249-71-14.googlebot.com_Googlebot/2.1 (+http://www.google.com/bot.html)	79	0.14%	572
47.	sv-fw.looksmart.com_Mozilla/4.0 (compatible; grub-client-2.6.1)	79	0.14%	264

	Visitor	Visits	% Visits	Hits
48.	crawl-66-249-64-50.googlebot.com_Googlebot/2.1 (+http://www.google.com/bot.html)	78	0.14%	578
49.	24-177-134-6.static.ncr.charter.com_aipbot/1.0 (aipbot; http://www.aipbot.com; aipbot@aipbot.com)	78	0.14%	398
50.	134.67.34.12_Mozilla/4.0 (compatible; MSIE 6.0; Windows NT 5.1; SV1)	77	0.14%	2,717
51.	crawl-66-249-64-25.googlebot.com_Googlebot/2.1 (+http://www.google.com/bot.html)	76	0.14%	599
52.	crawl-66-249-64-47.googlebot.com_Googlebot/2.1 (+http://www.google.com/bot.html)	76	0.14%	554
53.	crawl-66-249-71-28.googlebot.com_Googlebot/2.1 (+http://www.google.com/bot.html)	75	0.13%	285
54.	crawl-66-249-71-40.googlebot.com_Googlebot/2.1 (+http://www.google.com/bot.html)	75	0.13%	289
55.	crawl-66-249-71-13.googlebot.com_Googlebot/2.1 (+http://www.google.com/bot.html)	73	0.13%	484
56.	crawl-66-249-71-55.googlebot.com_Googlebot/2.1 (+http://www.google.com/bot.html)	73	0.13%	581
57.	crawl-66-249-64-18.googlebot.com_Googlebot/2.1 (+http://www.google.com/bot.html)	71	0.13%	255
58.	crawl-66-249-64-35.googlebot.com_Googlebot/2.1 (+http://www.google.com/bot.html)	70	0.13%	576
59.	crawl-66-249-71-32.googlebot.com_Googlebot/2.1 (+http://www.google.com/bot.html)	70	0.13%	269
60.	crawl-66-249-71-57.googlebot.com_Googlebot/2.1 (+http://www.google.com/bot.html)	66	0.12%	434
61.	161.80.46.124_Mozilla/4.0 (compatible; MSIE 6.0; Windows NT 5.1; SV1; .NET CLR 1.1.4322)	66	0.12%	363
62.	crawl-66-249-64-55.googlebot.com_Googlebot/2.1 (+http://www.google.com/bot.html)	66	0.12%	267
63.	crawl-66-249-71-1.googlebot.com_Googlebot/2.1 (+http://www.google.com/bot.html)	65	0.12%	488
64.	crawl-66-249-64-38.googlebot.com_Googlebot/2.1 (+http://www.google.com/bot.html)	65	0.12%	245
65.	crawl-66-249-71-73.googlebot.com_Googlebot/2.1 (+http://www.google.com/bot.html)	65	0.12%	291
66.	spider7.picsearch.com_psbob/0.1 (+http://www.picsearch.com/bot.html)	64	0.11%	95
67.	crawl-66-249-71-47.googlebot.com_Googlebot/2.1 (+http://www.google.com/bot.html)	63	0.11%	501
68.	lj2035.inktomisearch.com_Mozilla/5.0 (compatible; Yahoo! Slurp; http://help.yahoo.com/help/us/ysearch/slurp)	63	0.11%	76
69.	198-76-172-69.cos.com_libwww-perl/5.800	63	0.11%	210

	Visitor	Visits	% Visits	Hits
70.	crawl-66-249-66-106.googlebot.com_Mozilla/5.0 (compatible; Googlebot/2.1; +http://www.google.com/bot.html)	62	0.11%	216
71.	161.80.46.190_Mozilla/4.0 (compatible; MSIE 6.0; Windows NT 5.1; SV1; .NET CLR 1.1.4322)	59	0.11%	170
72.	lj2109.inktomisearch.com_Mozilla/5.0 (compatible; Yahoo! Slurp; http://help.yahoo.com/help/us/ysearch/slurp)	55	0.10%	62
73.	crawl-66-249-64-58.googlebot.com_Googlebot/2.1 (+http://www.google.com/bot.html)	55	0.10%	248
74.	68.142.249.30_Mozilla/5.0 (compatible; Yahoo! Slurp; http://help.yahoo.com/help/us/ysearch/slurp)	54	0.10%	62
75.	crawl-66-249-64-39.googlebot.com_Googlebot/2.1 (+http://www.google.com/bot.html)	54	0.10%	192
76.	161.80.46.203_Mozilla/4.0 (compatible; MSIE 6.0; Windows NT 5.1; .NET CLR 1.0.3705; .NET CLR 1.1.4322)	52	0.09%	180
77.	161.80.46.109_Mozilla/4.0 (compatible; MSIE 6.0; Windows NT 5.1; SV1; .NET CLR 1.1.4322)	52	0.09%	262
78.	65.214.44.192_Mozilla/2.0 (compatible; Ask Jeeves/Teoma)	51	0.09%	474
79.	161.80.46.141_Mozilla/5.0 (Windows; U; Windows NT 5.1; en-US; rv:1.4) Gecko/20030624 Netscape/7.1 (ax)	49	0.09%	69
80.	crawl-66-249-71-9.googlebot.com_Googlebot/2.1 (+http://www.google.com/bot.html)	49	0.09%	273
81.	lj2096.inktomisearch.com_Mozilla/5.0 (compatible; Yahoo! Slurp; http://help.yahoo.com/help/us/ysearch/slurp)	48	0.09%	64
82.	crawl-66-249-71-50.googlebot.com_Googlebot/2.1 (+http://www.google.com/bot.html)	48	0.09%	206
83.	unifiedweb.net_cfetch/1.0	48	0.09%	502
84.	cruncher1riverglass.incubator.uiuc.edu_Jakarta Commons-HttpClient/3.0-rc3	47	0.08%	179
85.	lj2392.inktomisearch.com_Mozilla/5.0 (compatible; Yahoo! Slurp; http://help.yahoo.com/help/us/ysearch/slurp)	47	0.08%	65
86.	search1.nsd1.org_Mozilla/4.0 (compatible; Nutch for National Science Digital Library; http://www.nutch.org/docs/en/bot.html; search@nsdl.org)	47	0.08%	73
87.	crawl-66-249-71-56.googlebot.com_Googlebot/2.1 (+http://www.google.com/bot.html)	47	0.08%	198
88.	lj2563.inktomisearch.com_Mozilla/5.0 (compatible; Yahoo! Slurp; http://help.yahoo.com/help/us/ysearch/slurp)	47	0.08%	57

	Visitor	Visits	% Visits	Hits
89.	lj2318.inktomisearch.com_Mozilla/5.0 (compatible; Yahoo! Slurp; http://help.yahoo.com/help/us/ysearch/slurp)	46	0.08%	50
90.	lj2121.inktomisearch.com_Mozilla/5.0 (compatible; Yahoo! Slurp; http://help.yahoo.com/help/us/ysearch/slurp)	45	0.08%	67
91.	lj2558.inktomisearch.com_Mozilla/5.0 (compatible; Yahoo! Slurp; http://help.yahoo.com/help/us/ysearch/slurp)	45	0.08%	55
92.	lj2132.inktomisearch.com_Mozilla/5.0 (compatible; Yahoo! Slurp; http://help.yahoo.com/help/us/ysearch/slurp)	45	0.08%	56
93.	lj2225.inktomisearch.com_Mozilla/5.0 (compatible; Yahoo! Slurp; http://help.yahoo.com/help/us/ysearch/slurp)	43	0.08%	53
94.	lj2209.inktomisearch.com_Mozilla/5.0 (compatible; Yahoo! Slurp; http://help.yahoo.com/help/us/ysearch/slurp)	42	0.08%	45
95.	crawl-66-249-71-70.googlebot.com_Googlebot/2.1 (+http://www.google.com/bot.html)	41	0.07%	177
96.	crawl-66-249-64-49.googlebot.com_Googlebot/2.1 (+http://www.google.com/bot.html)	41	0.07%	148
97.	lj2406.inktomisearch.com_Mozilla/5.0 (compatible; Yahoo! Slurp; http://help.yahoo.com/help/us/ysearch/slurp)	41	0.07%	49
98.	lj2334.inktomisearch.com_Mozilla/5.0 (compatible; Yahoo! Slurp; http://help.yahoo.com/help/us/ysearch/slurp)	41	0.07%	63
99.	wfp2.almaden.ibm.com_http://www.almaden.ibm.com/cs/craw40r [fc3]	40	0.07%	56
100.	lj2360.inktomisearch.com_Mozilla/5.0 (compatible; Yahoo! Slurp; http://help.yahoo.com/help/us/ysearch/slurp)	40	0.07%	44
Subtotal for rows: 1 - 100		8,406	15.07%	45,849
Other		47,363	84.93%	136,900
Total		55,769	100.00%	182,749

items 1-100 of 200

Top Visitors - Help Card



Column Definitions

Visitor

The IP address, domain name, or cookie of the visitor.

Visits

Number of times the specified visitor visited your site. A visit is a series of actions that begins when a visitor views their first page from the server, and ends when the visitor leaves the site or remains idle beyond the idle-time limit. The default idle-time limit is thirty minutes. This time limit can be changed by the system administrator.

Hits

Number of hits attributed to the specified visitor. Each file requested by a visitor registers as a hit. There can be several hits on each page. While the volume of hits reflects the amount of server traffic, it is not an accurate reflection of the number of pages viewed.



Report Descriptions

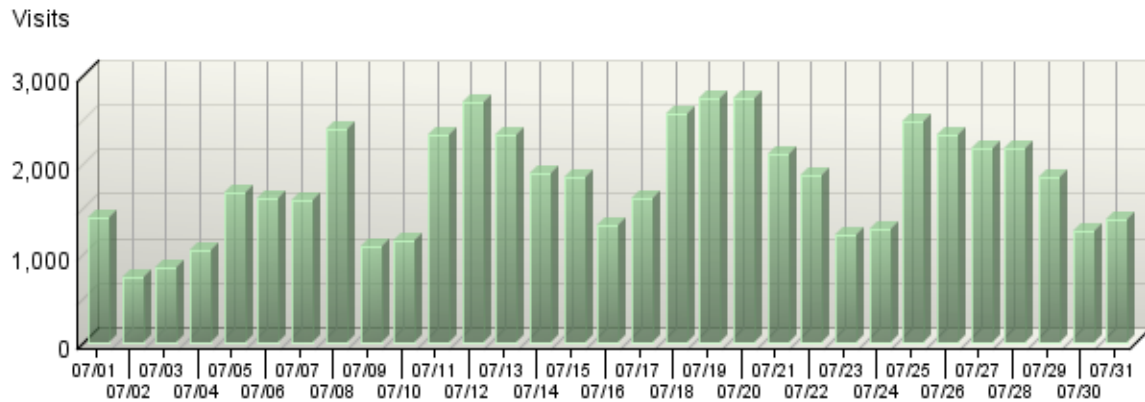
Consider the visitors who use the site most, and tailor your site to their interests and needs. If your site is an intranet, notice which employees use the site most, and find out what they like about it. You might also get feedback from those who use it the least and find out what they are looking for.

Note: If a visitor has a dynamic IP address, or if a group of visitors are behind a proxy server or firewall, this data might be misleading. In the case of a dynamic IP address, multiple IP addresses could be shown for a single visitor, and in the case of a firewall or proxy server, one IP address could be used by more than one visitor.

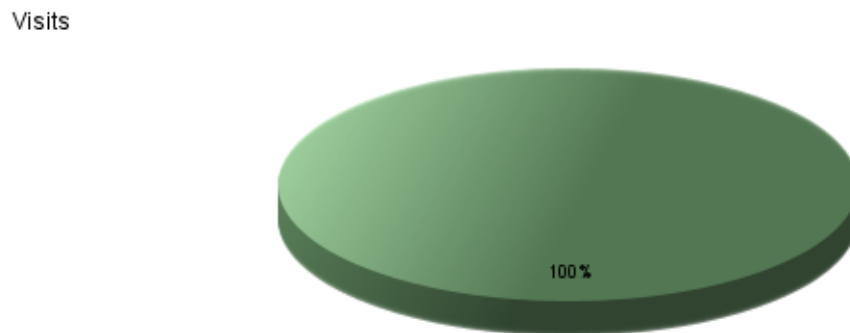
New vs. Return Visits

This report compares the number of visits by new and returning visitors to your site.

New vs. Return Visits Trend



New vs. Return Visits



■ Returning Visitors

New vs. Return Visits

Visitor Type	Visits	% Visits
■ Returning Visitors	55,769	100.00%
Total	55,769	100.00%

items 1-1 of 1

New vs. Return Visits - Help Card



Column Definitions

New Visitors

Visitors whose visit starts without any cookie information but acquires a cookie (or multiple cookies) during the visit. For single-page visits there is no way (without the use of SmartSource Data Collection) to distinguish a new visitor from a visitor that does not accept cookies. As a result these visits are categorized as Visitors Not Accepting Cookies.

Returning Visitors

Visitors who already had a cookie from your site when they visited.

Visitors Not Accepting Cookies

Visitors not accepting cookies from your site. There is no way to determine if these visitors are new or returning. Note that Express Analysis does not report on this information.

Visits

Number of visits by visitors who fit into the specified visitor category. A visit is a series of actions that begins when a visitor views their first page from the server, and ends when the visitor leaves the site or remains idle beyond the idle-time limit. The default idle-time limit is thirty minutes. This time limit can be changed by the system administrator.

%

Percentage of visitors who fit into the specified visitor category.



Report Descriptions

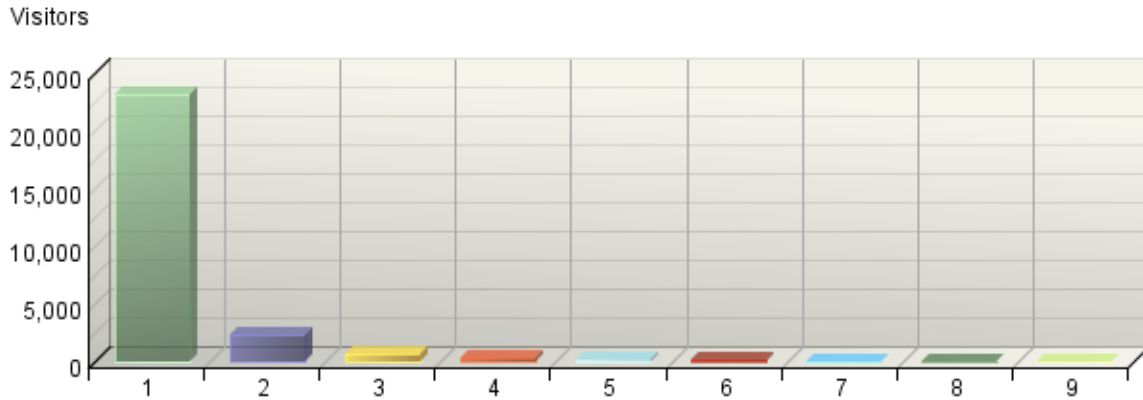
By tracking the ratio between new and return visits over a period of time, you can determine if your site is attracting enough returning visitors.

Note: This report uses only cookies to determine whether a visitor is new or returning. This information cannot therefore be correlated to visitor counts obtained using IP tracking. For example, when a visitor goes to a site that has session-based cookies but no permanent cookies, they will receive a cookie on their second hit and be labeled a new visitor. If they close their browser, wait an hour, and go back to the same site, they will have no cookies on their first hit (since the cookie they got previously was session-based) and will once again be issued a cookie on their second hit. If the site's logs are analyzed using the IP tracking method, the result is 1 unique visitor (determined using IP tracking), but 2 visits and 2 new or first-time visitors (determined using cookies).

Visitors by Number of Visits

This report shows the distribution of visitors based on how many times each visitor visited your site.

Visitors by Number of Visits



Visitors by Number of Visits

Number of Visits	Visitors	% Visitors
1 visit	23,162	83.66%
2 visits	2,362	8.53%
3 visits	666	2.41%
4 visits	294	1.06%
5 visits	161	0.58%
6 visits	108	0.39%
7 visits	71	0.26%
8 visits	40	0.14%
9 visits	49	0.18%
Other	774	2.80%
Total	27,687	100.00%

items 1-9 of 9

Visitors by Number of Visits - Help Card



Column Definitions

Number of Visits

The number of visits by each visitor during the period of the report.

Visitors

Number of individuals who came to your site the amount of times specified in the Number of Visits column.

%

Percentage of visitors who came to your site the amount of times specified in the Number of Visits column.



Report Descriptions

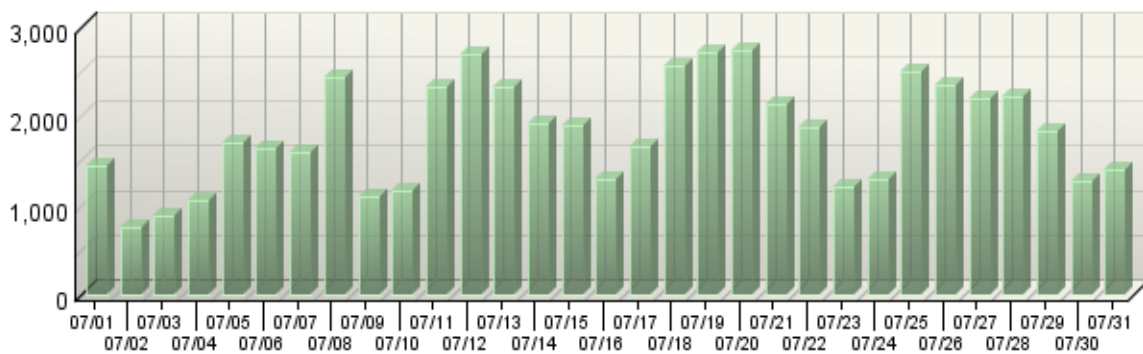
This information can indicate whether or not your site compels visitors to return. Updating web site content is one way to draw return visitors.

Visitors Trend

This report shows how many times visitors visited your web site and how long they stayed. The information is divided into time slices based on the duration of the log file. Some visits may span more than one time interval, and will be counted in each interval where they appear. The sum of visits for all intervals may therefore exceed the total visits shown in the Overview Dashboard page.

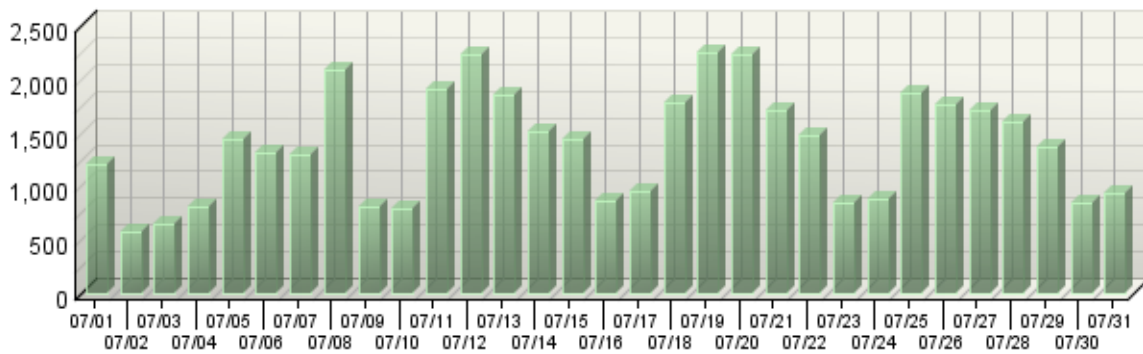
Active Visits Trend

Active Visits



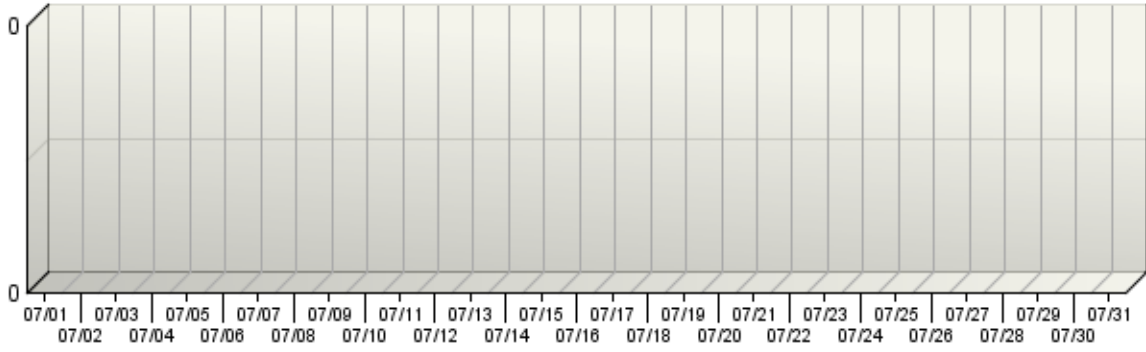
Visitors Trend

Visitors



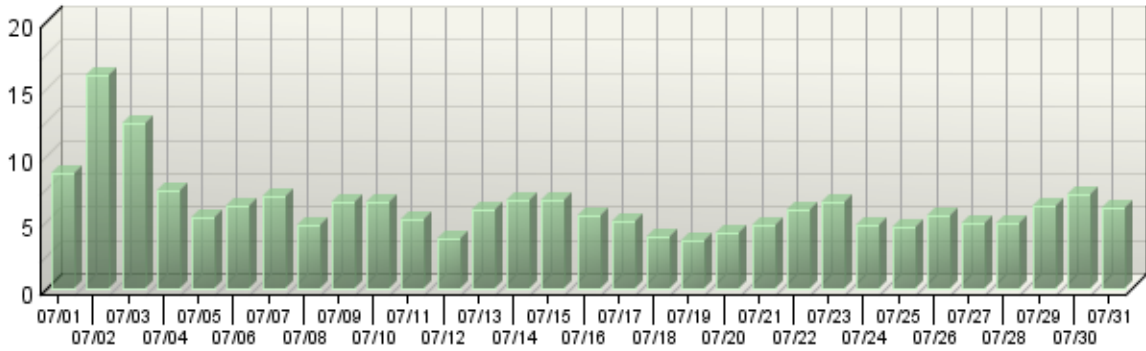
New Visitors Trend

New Visitors

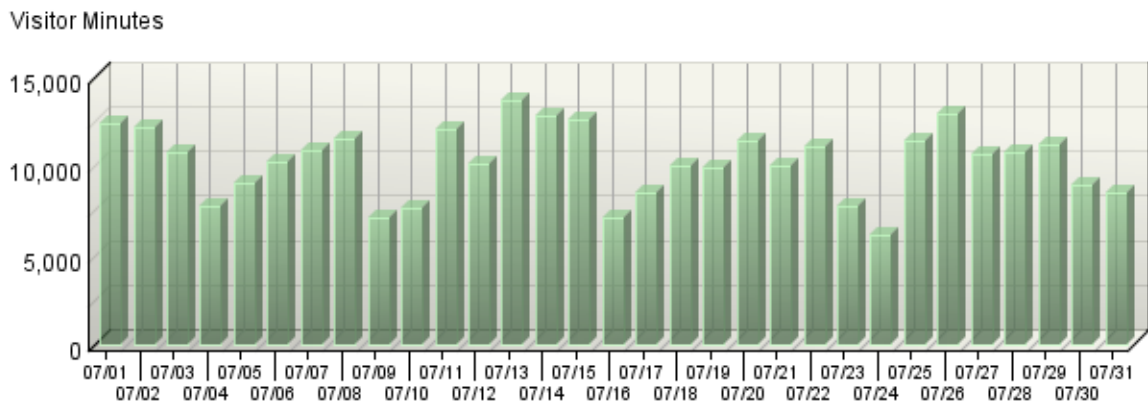


Average Length of Visit Trend

Average Visit Duration



Visitor Minutes Trend



Visitors Trend

Day	Active Visits	Visitors	New Visitors
07/01	1,436	1,209	0
07/02	764	573	0
07/03	875	643	0
07/04	1,049	807	0
07/05	1,704	1,439	0
07/06	1,642	1,318	0
07/07	1,591	1,302	0
07/08	2,438	2,085	0
07/09	1,092	801	0
07/10	1,169	790	0
07/11	2,341	1,898	0
07/12	2,705	2,227	0
07/13	2,335	1,844	0
07/14	1,922	1,515	0
07/15	1,889	1,434	0
07/16	1,295	857	0
07/17	1,661	954	0
07/18	2,579	1,779	0
07/19	2,714	2,242	0
07/20	2,747	2,232	0
07/21	2,133	1,706	0
07/22	1,872	1,481	0
07/23	1,208	847	0
07/24	1,304	873	0

Day	Active Visits	Visitors	New Visitors
07/25	2,504	1,877	0
07/26	2,345	1,762	0
07/27	2,196	1,710	0
07/28	2,223	1,594	0
07/29	1,830	1,369	0
07/30	1,266	854	0
07/31	1,400	933	0
Average	1,813	1,385	0
Total	-	-	0

items 1-31 of 31

Visitors Trend

Day	Average Visit Duration	Visitor Minutes
07/01	00:08:36	12,370.42
07/02	00:15:57	12,196.95
07/03	00:12:20	10,806.2
07/04	00:07:23	7,754.43
07/05	00:05:19	9,062.95
07/06	00:06:14	10,259.75
07/07	00:06:52	10,928.85
07/08	00:04:43	11,539.33
07/09	00:06:31	7,121.73
07/10	00:06:32	7,646.25
07/11	00:05:10	12,132.6
07/12	00:03:44	10,119.78
07/13	00:05:53	13,757.45
07/14	00:06:41	12,870.95
07/15	00:06:40	12,602.55
07/16	00:05:30	7,142.9
07/17	00:05:06	8,495.7
07/18	00:03:52	10,007.93
07/19	00:03:38	9,901.33
07/20	00:04:08	11,396.33
07/21	00:04:43	10,088.92
07/22	00:05:57	11,162.93
07/23	00:06:27	7,804.12
07/24	00:04:41	6,116.12
07/25	00:04:33	11,419.85
07/26	00:05:29	12,896.93

Day	Average Visit Duration	Visitor Minutes
07/27	00:04:50	10,641.9
07/28	00:04:52	10,844.12
07/29	00:06:08	11,236.67
07/30	00:07:07	9,009.95
07/31	00:06:06	8,561
Average	-	10,254.74
Total	-	317,896.9

items 1-31 of 31

Visitors Trend - Help Card



Column Definitions

Time Interval (hour, day, etc.)

A one-year report displays monthly time increments. A one-quarter report displays weekly time increments. A one-month report or a one-week report displays daily time increments. A daily report displays hourly time increments. An hour-long interval marked 12:00, for example, includes all activity between 12:00 and 12:59.

Active Visits

Number of active visits to your web site. If a visit spans multiple time intervals, it is counted in each interval. Every visit from a visitor is counted, even if the same visitor came to your web site multiple times. Also included are zero-length visits. A zero-length visit occurs when all hits for that visit are logged with the exact same time stamp.

Visitors

Number of individuals who visited your site during the report interval. For a daily report, if someone visits more than once, that person is counted only the first time he or she visits. Values of "-" indicate that the detailed data required is not available. This situation occurs when the Top Visitors report has reached its configured limit or when reports for the corresponding period are turned off. For non-daily reports, the visitor measure total is "-" since the same visitor can be counted in multiple intervals.

New Visitors

Number of visitors who had never visited your web site before.

Average Visit Duration

The average amount of time visitors spent at your site within the given time interval. The data is formatted as hh:mm:ss (hours:minutes:seconds). The average visit duration is calculated by dividing the value from the Visitor Minutes column by the value from the Active Visits column.

Visitor Minutes

Number of minutes your web site was viewed, regardless of who was viewing it.



Report Descriptions

Use this page to determine which times your web site is busiest.

Daily averages cut off visits that continue into the next day, whereas weekly averages do not. Therefore, weekly averages may appear a bit longer than daily averages.

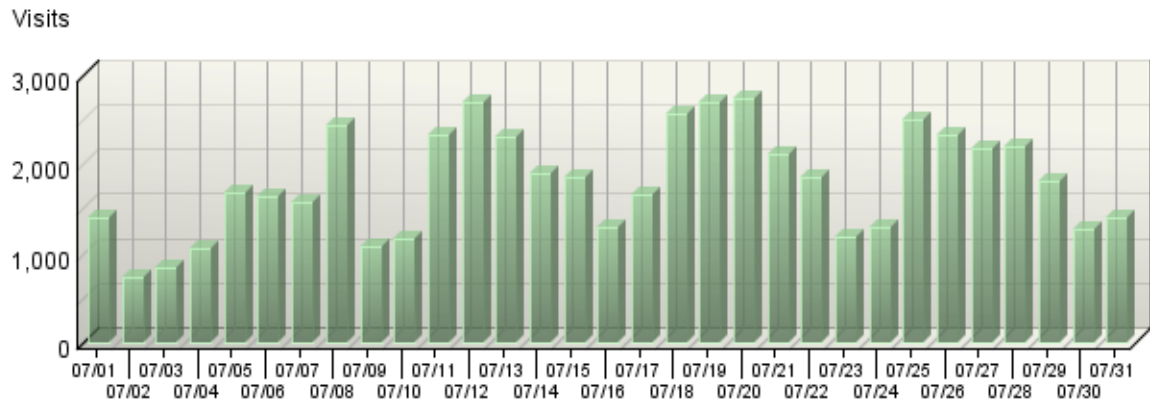
Total - The total for the column. Visits may span more than one time interval and are counted for each hour in this report. We therefore do not provide a total, which would be misleading.

Average - This row gives the average for each column.

Visits Trend

This report shows how the number of visits to your site changes over the course of the report period.

Visits Trend



Visits Trend

Day	Visits	% Visits
07/01	1,403	2.52%
07/02	732	1.31%
07/03	844	1.51%
07/04	1,047	1.88%
07/05	1,678	3.01%
07/06	1,631	2.92%
07/07	1,565	2.81%
07/08	2,435	4.37%
07/09	1,079	1.93%
07/10	1,155	2.07%
07/11	2,330	4.18%
07/12	2,693	4.83%
07/13	2,318	4.16%
07/14	1,905	3.42%
07/15	1,860	3.33%
07/16	1,290	2.31%
07/17	1,654	2.97%
07/18	2,568	4.60%
07/19	2,705	4.85%

Day	Visits	% Visits
07/20	2,744	4.92%
07/21	2,125	3.81%
07/22	1,854	3.32%
07/23	1,187	2.13%
07/24	1,300	2.33%
07/25	2,498	4.48%
07/26	2,332	4.18%
07/27	2,179	3.91%
07/28	2,202	3.95%
07/29	1,806	3.24%
07/30	1,263	2.26%
07/31	1,393	2.50%
Total	55,775	100.00%

items 1-31 of 31

Visits Trend - Help Card



Column Definitions

Time Interval (hour, day, etc.)

A one-year report displays monthly time increments. A one-quarter report displays weekly time increments. A one-month report or a one-week report displays daily time increments. A daily report displays hourly time increments. An hour-long interval marked 12:00, for example, includes all activity between 12:00 and 12:59.

Visits

Number of visits to your site during the specified time interval. A visit is a series of actions that begins when a visitor views their first page from the server, and ends when the visitor leaves the site or remains idle beyond the idle-time limit. The default idle-time limit is thirty minutes. This time limit can be changed by the system administrator.

%

Percentage of visits to your site during the specified time interval compared with all visits to your site during the report period.



Report Descriptions

Periods of less activity can be considered good times for maintenance and content improvement.

Organizations

If you have enabled the WebTrends GeoTrends Database for this profile, this page will list the most active companies and other organizations visiting your web site.

Organizations

No data is available for this graph.

Organizations

No data is available for this table.

Organizations - Help Card



Column Definitions

Organization

The name of the organization, which could be a company, a government agency, a school, or any other type of organization. This name was determined by either of the following methods:

- The visitor's IP address matched an Intranet Domain configuration within the Admin Console.
- Looking up the visitor's IP address in the WebTrends GeoTrends Database.

Unknown

The organization could not be determined.

Domain Name

The text name (for example, webtrends.com) corresponding to the visitor's IP address. The domain name can be determined from any of the following methods:

- The domain was logged by the web server.
- The IP address matched an Intranet Domain configuration within the Admin Console.
- DNS resolution.

IP addresses that do not resolve to a domain by these methods are categorized as follows:

- Reserved IP Address - The IP address falls within a block of reserved addresses. For example, 192.168.x.x and 10.x.x.x addresses are reserved for private networks.
- Unresolved IP Address - Category for IP addresses that did not resolve to a domain (perhaps because DNS resolution was disabled).

The domain name shown is the second-level domain name, such as webtrends.com. For example, all visitors from sales.webtrends.com, us.sales.webtrends.com, and service.webtrends.com are combined in the statistics for webtrends.com. If the top-level domain name is a country code, then the third-level domain name is shown also (for example, anycompany.com.au).

Visits

Number of visits to your site from this organization. A visit is a series of actions that begins when a visitor views their first page from the server, and ends when the visitor leaves the site or remains idle beyond the idle-time limit. The default idle-time limit is thirty minutes. This time limit can be changed by the system administrator.

Hits

Number of hits to your site from this organization. Each file requested by a visitor registers as a hit. There can be several hits on each page. While the volume of hits reflects the amount of server traffic, it is not an accurate reflection of the number of pages viewed.



Report Descriptions

Use this information when you are interested in an organization as a whole, such as Webtrends Inc. You can identify the major domain names from each company, such as webtrends.com from WebTrends Inc.

Authenticated Usernames

This report identifies the true name and activity level of the visitors logging onto a server that requires a user name and password.

Authenticated Usernames Trend

No data is available for this graph.

Authenticated Usernames

No data is available for this graph.

Authenticated Usernames

No data is available for this table.

Authenticated Usernames - Help Card



Column Definitions

Authenticated Username

A visitor tracked by user name and password rather than by IP address. You may find more authenticated user names than total visitors because several persons may be using the same IP address. Since many ISPs dynamically assign IP addresses, and since multiple visitors may use a single IP address, authentication is a much more accurate way to identify visitors.

Visits

Number of times the specified visitor visited your site. A visit is a series of actions that begins when a visitor views their first page from the server, and ends when the visitor leaves the site or remains idle beyond the idle-time limit. The default idle-time limit is thirty minutes. This time limit can be changed by the system administrator.

Hits

Number of hits generated by the specified visitor. Each file requested by a visitor registers as a hit. There can be several hits on each page. While the volume of hits reflects the amount of server traffic, it is not an accurate reflection of the number of pages viewed.

%

Percentage of visits or hits to your site by the specified visitor out of those by all authenticated user names.



Report Descriptions

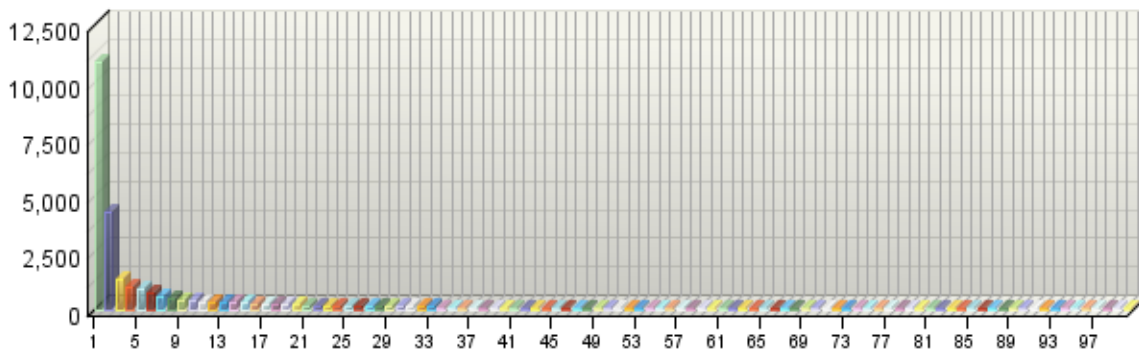
You may use this information for your marketing efforts, such as special promotions or newsletters.

Domain Names

This report lists the domain name that generates the most activity to your web site.

Domain Names

Visits



Domain Names

	Domain Name	Visits	% Visits	Hits
1.	inktomisearch.com	10,857	19.47%	12,698
2.	googlebot.com	4,301	7.71%	23,427
3.	comcast.net	1,363	2.44%	3,358
4.	aol.com	1,003	1.80%	1,571
5.	rr.com	908	1.63%	2,311
6.	picsearch.com	798	1.43%	1,553
7.	verizon.net	591	1.06%	4,247
8.	phx.gbl	489	0.88%	677
9.	cox.net	462	0.83%	1,158
10.	pacbell.net	460	0.82%	2,416
11.	charter.com	348	0.62%	1,144
12.	looksmart.com	338	0.61%	675
13.	msn.com	316	0.57%	6,942
14.	bellsouth.net	306	0.55%	738
15.	adelphia.net	296	0.53%	849
16.	uiuc.edu	258	0.46%	915
17.	informatik.uni-leipzig.de	238	0.43%	258
18.	swbell.net	232	0.42%	486
19.	64.4.8.94	216	0.39%	562

	Domain Name	Visits	% Visits	Hits
20.	ameritech.net	215	0.39%	896
21.	ask.com	189	0.34%	414
22.	qwest.net	181	0.32%	376
23.	mindspring.com	171	0.31%	366
24.	optonline.net	170	0.30%	370
25.	xo.net	168	0.30%	315
26.	msu.edu	167	0.30%	436
27.	tamu.edu	157	0.28%	298
28.	psu.edu	147	0.26%	424
29.	become.com	145	0.26%	1,564
30.	covad.net	135	0.24%	325
31.	RUTGERS.EDU	134	0.24%	333
32.	fastsearch.net	130	0.23%	2,527
33.	Level3.net	127	0.23%	416
34.	ucr.edu	125	0.22%	535
35.	217.212.224.146	123	0.22%	204
36.	209.241.144.34	120	0.22%	884
37.	ncsu.edu	113	0.20%	301
38.	umn.edu	101	0.18%	268
39.	iastate.edu	100	0.18%	206
40.	38.118.73.250	95	0.17%	364
41.	ornl.gov	95	0.17%	117
42.	vsnl.net.in	90	0.16%	476
43.	134.67.34.12	90	0.16%	4,938
44.	noaa.gov	89	0.16%	171
45.	columbia.edu	88	0.16%	193
46.	army.mil	87	0.16%	173
47.	rcn.com	87	0.16%	224
48.	cos.com	87	0.16%	284
49.	twtelecom.net	86	0.15%	104
50.	pnl.gov	86	0.15%	185
51.	usgs.gov	85	0.15%	148
52.	yahoo.com	83	0.15%	160
53.	vt.edu	83	0.15%	356
54.	harvard.edu	81	0.15%	157
55.	rima-tde.net	79	0.14%	241
56.	duke.edu	77	0.14%	156
57.	colorado.edu	76	0.14%	217
58.	washington.edu	71	0.13%	262
59.	unc.edu	70	0.13%	165
60.	ibm.com	69	0.12%	198

	Domain Name	Visits	% Visits	Hits
61.	theplanet.com	69	0.12%	852
62.	colostate.edu	69	0.12%	166
63.	ohio-state.edu	67	0.12%	163
64.	161.80.46.124	66	0.12%	363
65.	uga.edu	66	0.12%	233
66.	sympatico.ca	65	0.12%	121
67.	insightbb.com	65	0.12%	129
68.	pldt.net	64	0.11%	92
69.	hinet.net	63	0.11%	178
70.	frontiernet.net	62	0.11%	155
71.	umd.edu	62	0.11%	145
72.	fiu.edu	61	0.11%	198
73.	hawaii.edu	61	0.11%	192
74.	ufl.edu	60	0.11%	163
75.	umich.edu	60	0.11%	161
76.	sprint-hsd.net	59	0.11%	134
77.	x-echo.com	59	0.11%	61
78.	161.80.46.190	59	0.11%	170
79.	cornell.edu	58	0.10%	164
80.	wisc.edu	57	0.10%	153
81.	fs.fed.us	57	0.10%	71
82.	Berkeley.EDU	56	0.10%	171
83.	arizona.edu	56	0.10%	147
84.	state.tx.us	56	0.10%	139
85.	gatech.edu	55	0.10%	104
86.	68.142.249.30	54	0.10%	62
87.	ttu.edu	54	0.10%	119
88.	161.80.46.109	52	0.09%	262
89.	161.80.46.203	52	0.09%	180
90.	okstate.edu	52	0.09%	110
91.	earthlink.net	51	0.09%	159
92.	Stanford.EDU	51	0.09%	6,332
93.	utexas.edu	51	0.09%	145
94.	161.80.46.141	51	0.09%	73
95.	65.214.44.192	51	0.09%	474
96.	ucsd.edu	50	0.09%	97
97.	uci.edu	50	0.09%	111
98.	cableone.net	50	0.09%	147
99.	oregonstate.edu	49	0.09%	153
100.	ttemi.com	49	0.09%	62
Subtotal for rows: 1 - 100		30,751	55.13%	99,843

Domain Name	Visits	% Visits	Hits
Other	25,024	44.87%	81,989
Total	55,775	100.00%	181,832

items 1-100 of 200

Domain Names - Help Card



Column Definitions

Domain Name

The text name (for example, webtrends.com) corresponding to the visitor's IP address. The domain name can be determined from any of the following methods:

- The domain was logged by the web server.
- The IP address matched an Intranet Domain configuration within the Admin Console.
- DNS resolution.

IP addresses that do not resolve to a domain by these methods are categorized as follows:

- Reserved IP Address - The IP address falls within a block of reserved addresses. For example, 192.168.x.x and 10.x.x.x addresses are reserved for private networks.
- Unresolved IP Address - Category for IP addresses that did not resolve to a domain (perhaps because DNS resolution was disabled).

The domain name shown is the second-level domain name, such as webtrends.com. For example, all visitors from sales.webtrends.com, us.sales.webtrends.com, and service.webtrends.com are combined in the statistics for webtrends.com. If the top-level domain name is a country code, then the third-level domain name is shown also (for example, anycompany.com.au).

Visits

Number of visits to your site from this domain name. A visit is a series of actions that begins when a visitor views their first page from the server, and ends when the visitor leaves the site or remains idle beyond the idle-time limit. The default idle-time limit is thirty minutes. This time limit can be changed by the system administrator.

Hits

Number of hits to your site from this domain name. Each file requested by a visitor registers as a hit. There can be several hits on each page. While the volume of hits reflects the amount of server traffic, it is not an accurate reflection of the number of pages viewed.



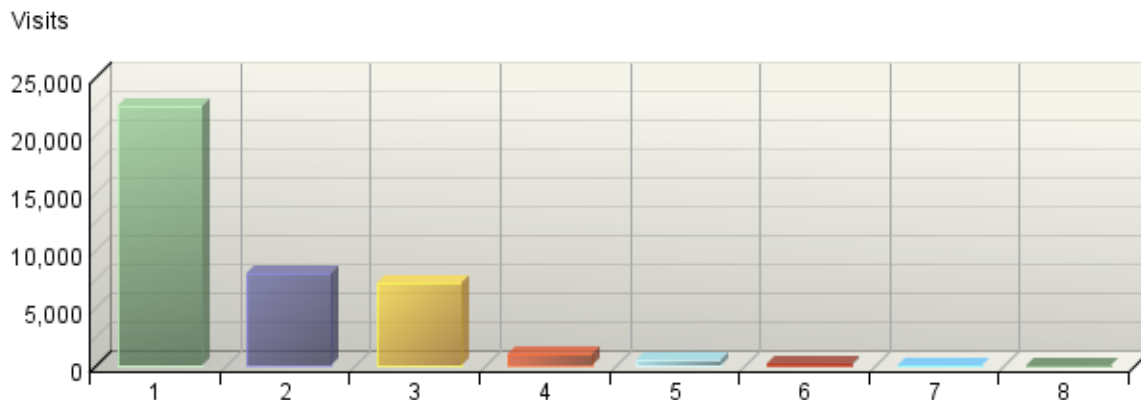
Report Descriptions

Use this information when you are interested in high-level domain names of visitors generating the most activity to your web site.

Top-Level Domain Types

This report provides a breakdown of top-level domain types.

Top-Level Domain Types



Top-Level Domain Types

Top-Level Domain Types	Visits	% Visits	Hits
Commercial	22,480	57.19%	61,378
Network	7,967	20.27%	35,707
Education	7,179	18.26%	25,276
Government	1,013	2.58%	3,073
Organization	491	1.25%	1,368
Military	168	0.43%	328
ARPANET	7	0.02%	31
International	1	0.00%	1
Total	39,306	100.00%	127,162

items 1-8 of 8

Top-Level Domain Types - Help Card



Column Definitions

Reserved IP Address

The IP address falls within a block of reserved addresses. For example, 192.168.x.x and 10.x.x.x addresses are reserved for private networks.

Unresolved IP Address

Category for IP addresses that did not resolve to a domain (perhaps because DNS resolution was disabled).

Unknown

The domain suffix did not match any of the top-level domain categories.

Top-Level Domain

The suffix of a domain name. A top-level domain can be based on the type of organization (.com, .edu, .museum, .name, etc) or it can be a country code (.uk, .de, .jp, .us, etc.). The top-level domain can be used to identify the type of web site. The following is a partial list of how this report categorizes top-level domains:

- ARPANET: .arpa
- Commercial: .com .co .com.[country code] .co.[country code] .firm.co .firm.ve .ltd.uk .info .biz
- Education: .edu .edu.[country-code] .ed.[country code] .ac.[country code] .school.[country code] .k12.[country code] .re.kr .sch.uk .edunet.tn
- International: .int .int.co .int.ve .intl.tn
- Government: .gov .gov.[country code] .gove.[country code] .go.[country code]
- Military: .mil .mil.[country code]
- Network: .net .ad.jp .ne.kr .net.[country code]
- Organization: .org .or .org.[country code] .or.[country code]
- Personal: .name

Visits

Number of visits to your site from the specified top-level domain. A visit is a series of actions that begins when a visitor views their first page from the server, and ends when the visitor leaves the site or remains idle beyond the idle-time limit. The default idle-time limit is thirty minutes. This time limit can be changed by the system administrator.

Hits

Number of hits to your site from the specified top-level domain. Each file requested by a visitor registers as a hit. There can be several hits on each page. While the volume of hits reflects the amount of server traffic, it is not an accurate reflection of the number of pages viewed.



Report Descriptions

Consider which types of organizations are interested in your site, and consider how you can interest other types of organizations.

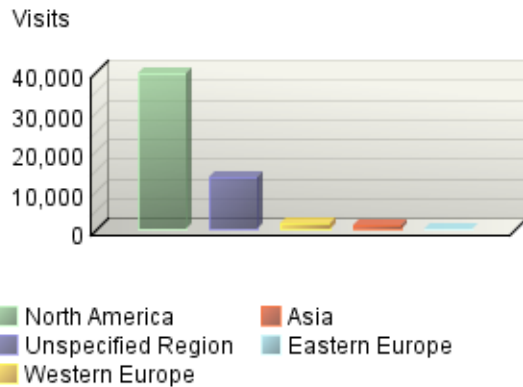
Note: This information can be displayed only if reverse DNS lookups have been performed. Even when DNS lookups are performed, some IP addresses cannot be resolved to a domain name.

Total - This represents the total visits or hits where there was sufficient information to identify the top-level domain. This number may be less than the total activity overall.

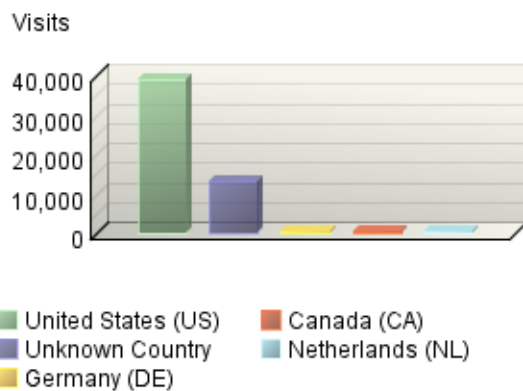
Geography Dashboard

This page contains key graphs and tables that provide an overview of this chapter. When viewing through the on-demand interface, you can click on the title of a graph or table to navigate to the corresponding page.

Regions



Countries



North American States and Provinces

No data is available for this graph.

Cities

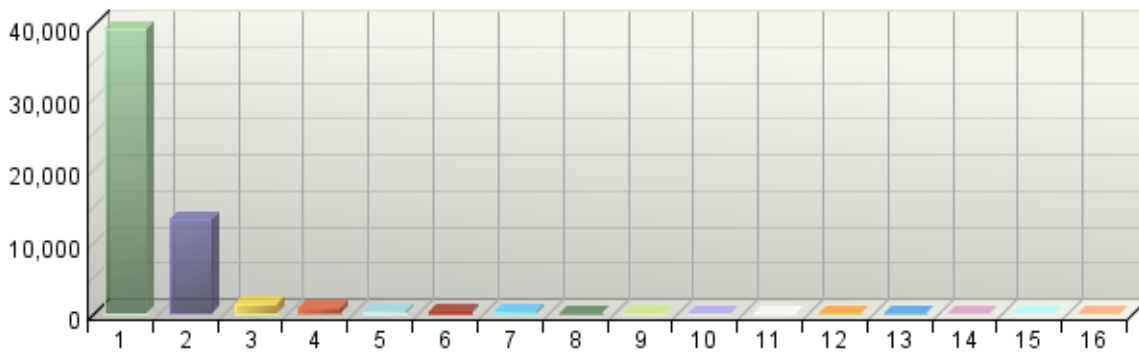
No data is available for this graph.

Regions

This report identifies the top geographic regions of the visitors to your site.

Regions

Visits



Regions

Regions	Visits	% Visits
1. North America	39,420	70.68%
2. Unspecified Region	13,171	23.61%
3. Western Europe	1,458	2.61%
4. Asia	787	1.41%
5. Eastern Europe	209	0.37%
6. South America	197	0.35%
7. Australia	161	0.29%
8. Northern Europe	120	0.22%
9. Middle East	112	0.20%
10. Southern Africa	45	0.08%
11. Pacific Islands	44	0.08%
12. Central America	17	0.03%
13. Eastern Africa	16	0.03%
14. Caribbean Islands	10	0.02%
15. Western Africa	5	0.01%
16. Northern Africa	3	0.01%
Total	55,775	100.00%

items 1-16 of 16

Regions - Help Card



Column Definitions

Regions

The geographic part of the world where visitors to your web site are located. "Unspecified Region" represents visitors whose geographic region could not be determined. "Unknown Region" represents visitors whose country has been determined but not identified with a specific region. If the WebTrends GeoTrends Database is turned on for this profile, the region is determined by looking up the visitor's IP address in this database. If GeoTrends is not enabled, the region will be determined from the domain name.

Visits

Number of visits from this geographic region. A visit is a series of actions that begins when a visitor views their first page from the server, and ends when the visitor leaves the site or remains idle beyond the idle-time limit. The default idle-time limit is thirty minutes. This time limit can be changed by the system administrator.

%

Percentage of total visits that were from this geographic region.



Report Descriptions

This information can help you meet the needs of your target audience as well as discover new audiences. Consider how you can make the content comprehensive and relevant to an international audience.

Values for "Unspecified Region" represent visitors whose geographic region cannot be determined. Values for "Unknown Region" represent visitors whose country can be determined but whose country is not associated with a specific region. Values for "Unknown States" or "Unknown Cities" represent hits for which the IP address does not match an entry in GeoTrends database. This is the case for countries that do not have states or simply entries for which this information was not provided in the GeoTrends database.

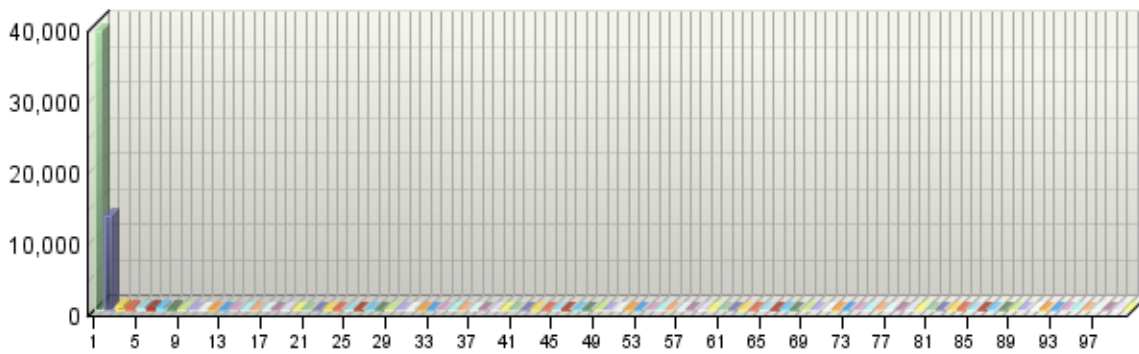
Note: Use this information carefully because it is based on Internet registration, and may not always be an accurate identifier of the visitor's actual location.

Countries

This report identifies the top countries of the visitors to your site.

Countries

Visits



Countries

	Countries	Visits	% Visits
1.	United States (US)	39,061	70.03%
2.	Unknown Country	13,171	23.61%
3.	Germany (DE)	496	0.89%
4.	Canada (CA)	295	0.53%
5.	Netherlands (NL)	246	0.44%
6.	United Kingdom (UK)	211	0.38%
7.	Japan (JP)	203	0.36%
8.	Australia (AU)	161	0.29%
9.	Italy (IT)	129	0.23%
10.	India (IN)	121	0.22%
11.	France (FR)	104	0.19%
12.	Brazil (BR)	91	0.16%
13.	Taiwan (TW)	84	0.15%
14.	Singapore (SG)	83	0.15%
15.	Switzerland (CH)	82	0.15%
16.	Mexico (MX)	64	0.11%
17.	Thailand (TH)	63	0.11%
18.	Poland (PL)	60	0.11%
19.	Malaysia (MY)	53	0.10%


	Countries	Visits	% Visits
20.	Spain (ES)	52	0.09%
21.	Belgium (BE)	49	0.09%
22.	Sweden (SE)	48	0.09%
23.	Israel (IL)	48	0.09%
24.	Denmark (DK)	39	0.07%
25.	New Zealand (NZ)	38	0.07%
26.	Greece (GR)	38	0.07%
27.	Turkey (TR)	33	0.06%
28.	Argentina (AR)	31	0.06%
29.	Romania (RO)	30	0.05%
30.	Korea (South) (KR)	29	0.05%
31.	Philippines (PH)	29	0.05%
32.	South Africa (ZA)	28	0.05%
33.	Russian Federation (RU)	26	0.05%
34.	Hong Kong (HK)	26	0.05%
35.	Viet Nam (VN)	25	0.04%
36.	Peru (PE)	24	0.04%
37.	Austria (AT)	23	0.04%
38.	Indonesia (ID)	21	0.04%
39.	Saudi Arabia (SA)	20	0.04%
40.	Chile (CL)	19	0.03%
41.	Colombia (CO)	19	0.03%
42.	Finland (FI)	16	0.03%
43.	Czech Republic (CZ)	16	0.03%
44.	Hungary (HU)	16	0.03%
45.	Norway (NO)	15	0.03%
46.	Portugal (PT)	15	0.03%
47.	Pakistan (PK)	13	0.02%
48.	Nepal (NP)	13	0.02%
49.	Ireland (IE)	11	0.02%
50.	Slovak Republic (SK)	10	0.02%
51.	Costa Rica (CR)	9	0.02%
52.	Ukraine (UA)	9	0.02%
53.	Estonia (EE)	8	0.01%
54.	Yugoslavia (YU)	8	0.01%
55.	China (CN)	8	0.01%
56.	Croatia (Hrvatska) (HR)	8	0.01%
57.	Iran (IR)	7	0.01%
58.	Venezuela (VE)	7	0.01%
59.	Kenya (KE)	7	0.01%
60.	Guatemala (GT)	6	0.01%

	Countries	Visits	% Visits
61.	Trinidad and Tobago (TT)	6	0.01%
62.	Bulgaria (BG)	6	0.01%
63.	Christmas Island (CX)	5	0.01%
64.	Zimbabwe (ZW)	4	0.01%
65.	Slovenia (SI)	4	0.01%
66.	Tanzania (TZ)	4	0.01%
67.	Zambia (ZM)	4	0.01%
68.	Uganda (UG)	4	0.01%
69.	Botswana (BW)	4	0.01%
70.	Lithuania (LT)	4	0.01%
71.	Tonga (TO)	3	0.01%
72.	Sri Lanka (LK)	3	0.01%
73.	Mozambique (MZ)	3	0.01%
74.	Ecuador (EC)	3	0.01%
75.	Azerbaijan (AZ)	3	0.01%
76.	Uruguay (UY)	3	0.01%
77.	Benin (BJ)	2	0.00%
78.	Oman (OM)	2	0.00%
79.	Cote D'Ivoire (Ivory Coast) (CI)	2	0.00%
80.	Nicaragua (NI)	2	0.00%
81.	Malta (MT)	2	0.00%
82.	Cuba (CU)	2	0.00%
83.	Iceland (IS)	2	0.00%
84.	Bhutan (BT)	2	0.00%
85.	Morocco (MA)	2	0.00%
86.	Bosnia and Herzegovina (BA)	2	0.00%
87.	Dominican Republic (DO)	1	0.00%
88.	Cyprus (CY)	1	0.00%
89.	Cambodia (KH)	1	0.00%
90.	Maldives (MV)	1	0.00%
91.	Burkina Faso (BF)	1	0.00%
92.	Puerto Rico (PR)	1	0.00%
93.	Latvia (LV)	1	0.00%
94.	Jordan (JO)	1	0.00%
95.	Macedonia (MK)	1	0.00%
96.	Afghanistan (AF)	1	0.00%
97.	Micronesia (FM)	1	0.00%
98.	Namibia (NA)	1	0.00%
99.	American Samoa (AS)	1	0.00%
100.	Seychelles (SC)	1	0.00%
Subtotal for rows: 1 - 100		55,772	99.99%

Countries	Visits	% Visits
Other	3	0.01%
Total	55,775	100.00%

items 1-100 of 103

Countries - Help Card



Column Definitions

Countries

If the WebTrends GeoTrends Database is turned on for this profile, the country is determined by looking up the visitor's IP address in this database. If GeoTrends is not enabled, the country will be determined from the domain name.

Visits


Number of visits from the specified country. A visit is a series of actions that begins when a visitor views their first page from the server, and ends when the visitor leaves the site or remains idle beyond the idle-time limit. The default idle-time limit is thirty minutes. This time limit can be changed by the system administrator.

%

Percentage of total visits from the specified country.

Unknown Country

The country associated with the visitor's domain name could not be determined.



Report Descriptions

This information can help you meet the needs of your target audience as well as discover new audiences. Consider how you can make the content comprehensive and relevant to an international audience.

Note: Use this information carefully because it is based on Internet registration, and may not always be an accurate identifier of the visitor's actual location.

North American States and Provinces

If you have enabled the WebTrends GeoTrends Database for this profile, this page will list the states and provinces of North America with your most active visitors.

North American States and Provinces

No data is available for this graph.

North American States and Provinces

No data is available for this table.

North American States and Provinces - Help Card



Column Definitions

States and Provinces

If the WebTrends GeoTrends Database is turned on for this profile, the location is determined by looking up the visitor's IP address in this database.

Visits

Number of visits from this state or province. A visit is a series of actions that begins when a visitor views their first page from the server, and ends when the visitor leaves the site or remains idle beyond the idle-time limit. The default idle-time limit is thirty minutes. This time limit can be changed by the system administrator.

%

Percentage of total visits from this state or province.



Report Descriptions

This information can help you meet the needs of your target audience as well as discover new audiences. Consider how you can make the content comprehensive and relevant to an international audience.

Note: Use this information carefully, because it is based on Internet registration and may not always be an accurate identifier of the visitor's actual location.

Cities

If you have enabled the WebTrends GeoTrends Database for this profile, this page will list the cities with your most active visitors.

Cities

No data is available for this graph.

Cities

No data is available for this table.

Cities - Help Card



Column Definitions

City

If the WebTrends GeoTrends Database is turned on for this profile, the location is determined by looking up the visitor's IP address in this database.

Visits

Number of visits from this city. A visit is a series of actions that begins when a visitor views their first page from the server, and ends when the visitor leaves the site or remains idle beyond the idle-time limit. The default idle-time limit is thirty minutes. This time limit can be changed by the system administrator.

%

Percentage of total visits from this city.



Report Descriptions

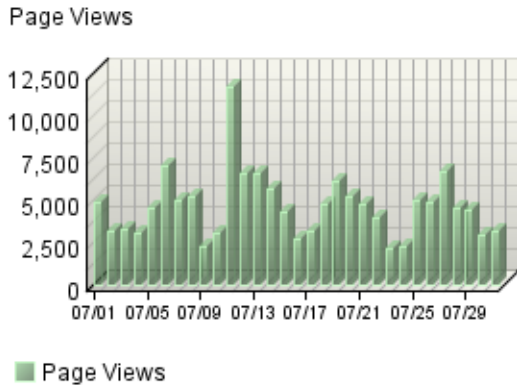
This information can help you meet the needs of your target audience as well as discover new audiences. Consider how you can make the content comprehensive and relevant to an international audience.

Note: Use this information carefully because it is based on Internet registration, and may not always be an accurate identifier of the visitor's actual location.

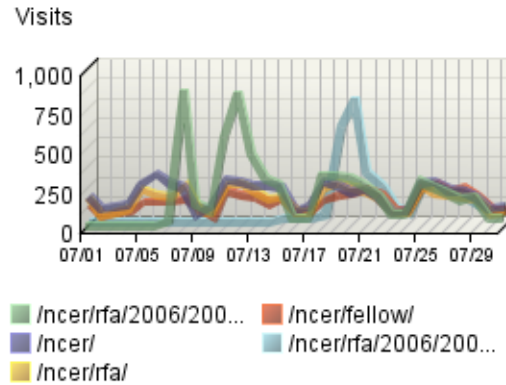
Pages Dashboard

This displays key graphs and tables that provide an overview of the Pages chapter. When viewing through the on-demand interface, you can click on the title of a graph or table to navigate to the corresponding page.

Page Views Trend



Pages Trend



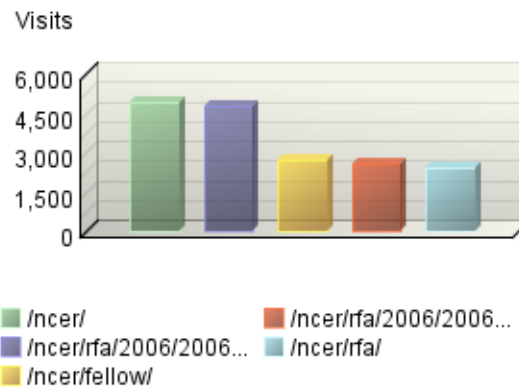
Content Groups

No data is available for this graph.

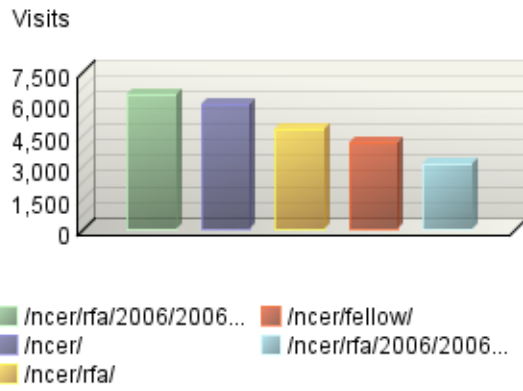
Page View Summary

Page Views	143,557
Average per Day	4,630
Average Page Views per Visit	2.57

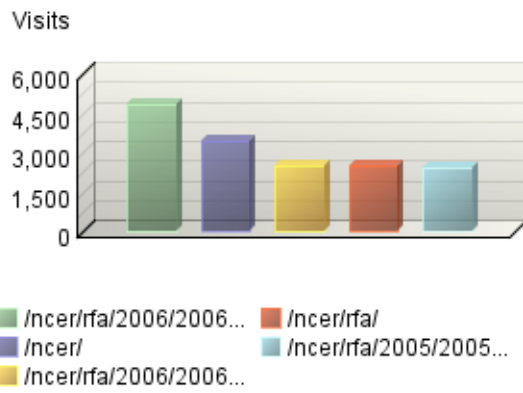
Entry Pages



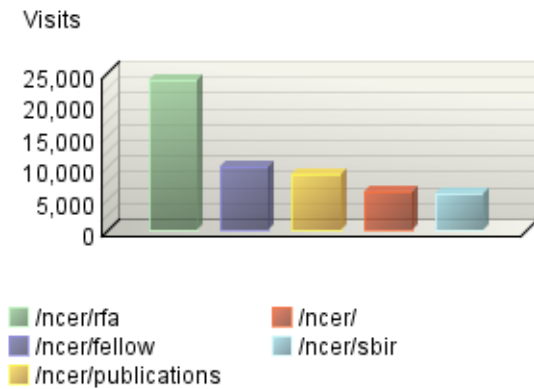
Pages



Exit Pages



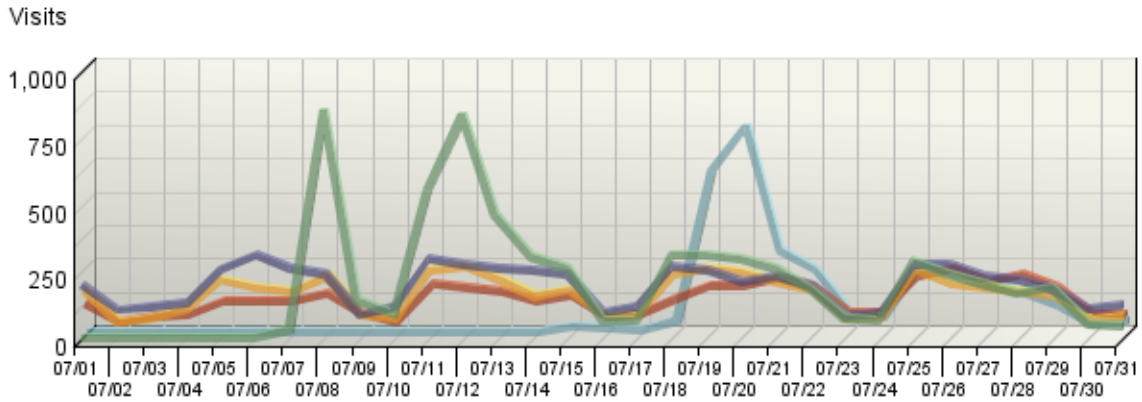
Directories



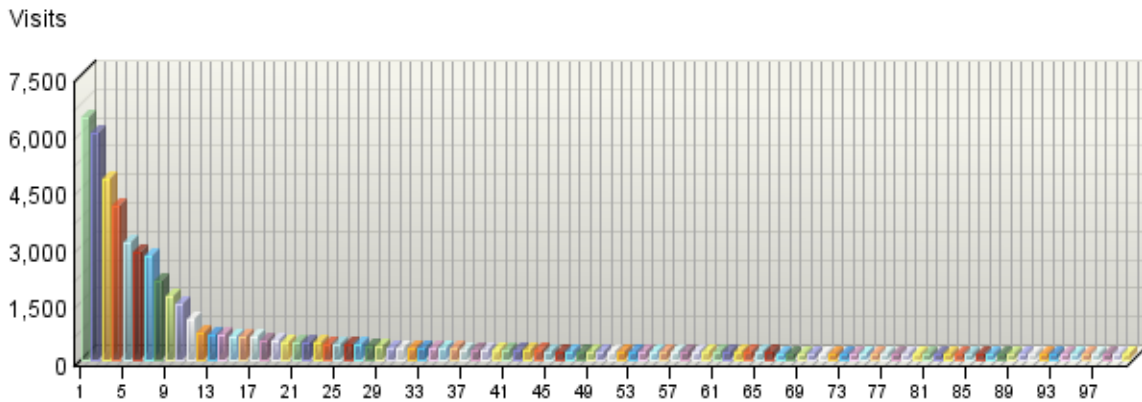
Pages

This identifies the most popular web pages on your site and shows you the number of visits for each, and displays the average length of time the page was viewed.

Pages Trend



Pages



Pages

	Pages	Visits	Views	Average Time Viewed
■ 1.	EPA: ORD: NCER: Funding Opportunities http://es.epa.gov/ncer/rfa/2006/2006_star_fellow.html	6,386	7,277	00:04:10

	Pages	Visits	Views	Average Time Viewed
2.	EPA: ORD: National Center For Environmental Research http://es.epa.gov/ncer/	5,969	11,108	00:02:30
3.	EPA: ORD: NCER: Environmental Research Grant Announcements http://es.epa.gov/ncer/rfa/	4,745	5,766	00:02:16
4.	EPA: ORD: NCER: STAR Fellowships http://es.epa.gov/ncer/fellow/	4,074	5,408	00:01:34
5.	EPA: ORD: NCER: Funding Opportunities http://es.epa.gov/ncer/rfa/2006/2006_gro_fellow.html	3,112	3,960	00:02:58
6.	EPA: ORD: NCER: Funding Opportunities http://es.epa.gov/ncer/rfa/2005/2005_nonlinear_responses.html	2,831	3,348	00:03:34
7.	EPA: ORD: NCER: Small Business Innovation Research http://es.epa.gov/ncer/sbir/	2,742	3,965	00:02:43
8.	EPA: ORD: NCER: STAR Grants and Cooperative Agreements http://es.epa.gov/ncer/grants/	2,087	2,387	00:02:40
9.	EPA: ORD: NCER: Research Opportunities: FY 2002 Science To Achieve http://es.epa.gov/ncer/rfa/forms/	1,647	2,073	00:03:42
10.	EPA: P3 Award: A Student Design Competition for Sustainability http://es.epa.gov/ncer/P3/	1,492	2,071	00:02:41
11.	EPA: ORD: NCER: Events: Calendar http://es.epa.gov/ncer/events/	1,042	1,540	00:01:50
12.	EPA: Nanotechnology http://es.epa.gov/ncer/nano/	693	954	00:01:26
13.	EPA: ORD: NCER: Guidance & FAQs http://es.epa.gov/ncer/guidance/	682	824	00:02:37
14.	EPA: ORD: NCER: Guidance & FAQs: Frequently Asked Questions http://es.epa.gov/ncer/guidance/faqs.html	672	717	00:01:39
15.	EPA: ORD: NCER: Funding Opportunities http://es.epa.gov/ncer/rfa/2005/2005_sbir_phase1.html	590	611	00:04:43
16.	EPA: ORD: NCER: Funding Opportunities http://es.epa.gov/ncer/rfa/2004/2005_star_grad_fellow.html	584	653	00:03:02
17.	EPA: ORD: NCER: Other Programs: EPSCoR http://es.epa.gov/ncer/other/	583	653	00:03:41
18.	Environmental Protection Agency http://es.epa.gov/ncer/fellow/recipients/star_fellow04.html	520	548	00:03:15

	Pages	Visits	Views	Average Time Viewed
19.	EPA: ORD: NCER: Publications & Proceedings http://es.epa.gov/ncer/publications/	512	566	00:03:08
20.	EPA: ORD: NCER: Funding Opportunities http://es.epa.gov/ncer/rfa/2004/2005_gro_grad_fellow.html	477	548	00:02:20
21.	EPA: ORD: NCER: Research Results http://es.epa.gov/ncer/results/	470	514	00:03:27
22.	EPA: National Center For Environmental Research http://es.epa.gov/ncer/science/	457	497	00:03:12
23.	EPA: ORD: NCER: About NCER http://es.epa.gov/ncer/about/	438	484	00:03:34
24.	Environmental Protection Agency: National Center For Environmental Research: STAR/GRO Graduate Fellowship FAQs http://es.epa.gov/ncer/guidance/faqs/faq_gro_grad.html	428	450	00:03:17
25.	EPA: NCER: Research Centers http://es.epa.gov/ncer/centers/	419	485	00:04:35
26.	EPA: ORD: NCER: Funding Opportunities http://es.epa.gov/ncer/rfa/2004/2004_manufactured_nano.html	409	419	00:04:03
27.	EPA: ORD: NCER: Funding Opportunities http://es.epa.gov/ncer/rfa/2004/2005_gro_undegrad_fellow.html	389	442	00:02:48
28.	EPA: ORD: NCER: Collaborative Science and Technology Network for Sustainability (CNS) http://es.epa.gov/ncer/cns/	374	478	00:03:23
29.	EPA: P3 Award: Award Winners May 2005 http://es.epa.gov/ncer/p3/award_winners.html	334	367	00:03:21
30.	EPA: NCER: P3 Award: A National Student Design Competition for Sustainability focusing on People, Prosperity, and the Planet http://es.epa.gov/ncer/p3/designs_sustain_rfp_2005.html	329	387	00:03:51
31.	Environmental Protection Agency http://es.epa.gov/ncer/rfa/archive/grants/	310	475	00:01:29
32.	Environmental Protection Agency http://es.epa.gov/ncer/guidance/star_faq.html	309	313	00:03:01
33.	EPA: ORD: NCER: Grants: Recipients List http://es.epa.gov/ncer/grants/recipients_index.html	303	452	00:01:55

	Pages	Visits	Views	Average Time Viewed
34.	EPA: NCER: P3 Award: A National Student Design Competition for Sustainability focusing on People, Prosperity, and the Planet http://es.epa.gov/ncer/p3/designs_sustain_rfp.html	291	300	00:05:13
35.	EPA: P3 Award: Fact Sheet http://es.epa.gov/ncer/p3/fact_sheet.html	290	306	00:05:22
36.	EPA: P3 Award: Press Release May 17, 2005 http://es.epa.gov/ncer/p3/press/news_release_051705.html	283	293	00:02:38
37.	EPA: ORD: NCER: Research Opportunities: Archive http://es.epa.gov/ncer/rfa/archive/	269	303	00:03:23
38.	EPA: ORD: NCER: Events: Archive http://es.epa.gov/ncer/events/news/	258	347	00:02:34
39.	Environmental Protection Agency http://es.epa.gov/ncer/science/economics/	252	267	00:04:10
40.	EPA: Nanotechnology http://es.epa.gov/ncer/nano/factsheet/	244	298	00:03:34
41.	Environmental Protection Agency http://es.epa.gov/ncer/fellow/recipients/gro_fellow04.html	243	248	00:02:59
42.	EPA: ORD: NCER: Progress-Review Workshop Proceedings http://es.epa.gov/ncer/publications/workshop/	240	412	00:03:21
43.	EPA: ORD: NCER: STAR Research Capsules http://es.epa.gov/ncer/publications/topical/	238	270	00:04:07
44.	EPA: ORD: NCER: STAR Reports http://es.epa.gov/ncer/publications/starreport/	236	398	00:09:33
45.	EPA: ORD: NCER: Events: News http://es.epa.gov/ncer/events/news/2004/02_12_04_special.html	228	230	00:03:27
46.	EPA: P3 Award: Partners http://es.epa.gov/ncer/p3/partners/	226	260	00:06:17
47.	EPA: ORD: NCER: About NCER: Quick Guide http://es.epa.gov/ncer/about/quickguide.html	223	237	00:03:34
48.	EPA: ORD: NCER: Small Business Innovation Research http://es.epa.gov/ncer/rfa/archive/sbir/	220	242	00:02:03
49.	Environmental Protection Agency http://es.epa.gov/ncer/science/pm/	216	258	00:03:23
50.	EPA: ORD: NCER: Funding Opportunities http://es.epa.gov/ncer/rfa/2005/2005_pathogens_drinking_water.html	215	216	00:02:58

	Pages	Visits	Views	Average Time Viewed
51.	Environmental Protection Agency http://es.epa.gov/ncer/fellow/recipients/star_fellow03.html	209	209	00:03:13
52.	EPA: ORD: NCER: Research Opportunities: STAR Fellowship Archives http://es.epa.gov/ncer/rfa/archive/fellow/	197	216	00:02:55
53.	Environmental Protection Agency http://es.epa.gov/ncer/publications/nano/	196	213	00:03:18
54.	EPA: ORD: NCER: Research Opportunities http://es.epa.gov/ncer/rfa/current/2004_grad_fellow.html	195	196	00:03:47
55.	EPA: P3 Award: Eligibility http://es.epa.gov/ncer/p3/projects.html	194	207	00:04:12
56.	EPA: ORD: NCER: Funding Opportunities http://es.epa.gov/ncer/rfa/2005/2005_hsa_impacts_research.html	191	192	00:06:21
57.	EPA: P3 Award: Press Release http://es.epa.gov/ncer/p3/press/	190	208	00:06:05
58.	EPA: ORD: NCER: Funding Opportunities http://es.epa.gov/ncer/rfa/2004/2004_microbial_risk.html	188	193	00:03:09
59.	EPA: ORD: NCER: Funding Opportunities http://es.epa.gov/ncer/rfa/2005/2005_ebd_rfa.html	187	192	00:03:53
60.	EPA: ORD: NCER: Fellowships http://es.epa.gov/ncer/fellow/abstracts/	187	203	00:02:22
61.	EPA: ORD: NCER: Events: Agenda http://es.epa.gov/ncer/events/calendar/2005/jul18/agenda.html	186	194	00:05:17
62.	EPA: P3 Award: Fact Sheet http://es.epa.gov/ncer/p3/info.html	181	187	00:05:03
63.	Environmental Protection Agency http://es.epa.gov/ncer/rfa/current/2003_nano.html	180	219	00:04:24
64.	EPA: P3 Award: Other Sustainability Resources http://es.epa.gov/ncer/p3/other/	179	197	00:06:07
65.	Environmental Protection Agency http://es.epa.gov/ncer/fellow/recipients/gro_fellow_04_under.html	179	182	00:03:25
66.	EPA: ORD: NCER: Guidance & FAQs: Grantee Images http://es.epa.gov/ncer/guidance/star_images.html	178	197	00:06:10
67.	EPA: ORD: NCER: Funding Opportunities http://es.epa.gov/ncer/rfa/2004/2004_sbir_phase1.html	177	197	00:03:23

	Pages	Visits	Views	Average Time Viewed
68.	EPA: ORD: NCER: Events: News http://es.epa.gov/ncer/events/news/2005/news_release_051805.html	177	181	00:04:19
69.	EPA: ORD: NCER: Funding Opportunities http://es.epa.gov/ncer/rfa/2005/2005_cont_meas_methods_pm.html	176	178	00:04:48
70.	EPA: ORD: NCER: Events: News http://es.epa.gov/ncer/events/news/2005/04_13_05_feature.html	176	180	00:03:22
71.	EPA: Nanotechnology http://es.epa.gov/ncer/nano/lectures/	175	190	00:04:43
72.	EPA: P3 Award: Eligibility http://es.epa.gov/ncer/p3/eligibility/	171	185	00:06:35
73.	EPA: ORD: NCER: Events: News http://es.epa.gov/ncer/events/news/2005/03_08_05_feature.html	170	172	00:03:30
74.	EPA: ORD: NCER: Funding Opportunities http://es.epa.gov/ncer/rfa/2005/2005_exp_meas_tools.html	169	179	00:05:15
75.	EPA: Nanotechnology: Science & Technology http://es.epa.gov/ncer/nano/publications/	169	197	00:02:23
76.	EPA: Nanotechnology: Research Projects http://es.epa.gov/ncer/nano/research/	169	192	00:02:13
77.	EPA: Nanotechnology http://es.epa.gov/ncer/nano/solicitation/	169	186	00:02:43
78.	Page Moved http://es.epa.gov/ncer/rfa/forms/downlf.html	167	216	00:05:00
79.	Environmental Protection Agency http://es.epa.gov/ncer/staa/	166	193	00:03:40
80.	EPA: ORD: NCER: Events: News http://es.epa.gov/ncer/events/news/2005/06_29_05.html	164	182	00:03:11
81.	EPA: Nanotechnology http://es.epa.gov/ncer/nano/newsroom/	164	195	00:04:02
82.	EPA: ORD: NCER: Funding Opportunities http://es.epa.gov/ncer/rfa/2005/2005_decision_support_sys.html	161	161	00:05:22
83.	EPA: ORD: NCER: Funding Opportunities http://es.epa.gov/ncer/rfa/2004/2004_climate_change.html	158	161	00:04:45
84.	EPA: ORD: NCER: EPA SBIR Program Success Stories http://es.epa.gov/ncer/sbir/success/	157	181	00:03:55
85.	EPA: Nanotechnology http://es.epa.gov/ncer/nano/relevant_meetings/	155	170	00:03:32

	Pages	Visits	Views	Average Time Viewed
86.	EPA: ORD: NCER: Research Opportunities: Current RFA http://es.epa.gov/ncer/rfa/current/2003_mai_grad.html	155	167	00:04:35
87.	EPA: ORD: NCER: Fellowships: 2001 Graduate Fellowships http://es.epa.gov/ncer/fellow/recipients/star_fellow01.html	154	157	00:03:53
88.	Environmental Protection Agency http://es.epa.gov/ncer/rfa/current/sbir_phaseI_air.html	153	157	00:04:51
89.	EPA: ORD: NCER: Funding Opportunities http://es.epa.gov/ncer/rfa/2004/2004_pm_research.html	153	159	00:04:27
90.	EPA: ORD: NCER: Mercury Research http://es.epa.gov/ncer/publications/topical/mercury.html	150	160	00:03:56
91.	EPA: ORD: NCER: Research on Drinking Water http://es.epa.gov/ncer/publications/topical/drinking.html	149	155	00:01:53
92.	EPA: ORD: NCER: Environmental Research Grant Announcements http://es.epa.gov/ncer/rfa/archive/grants/04/	146	291	00:00:33
93.	EPA: ORD: NCER: Events: News http://es.epa.gov/ncer/events/news/2005/06_17_05.html	146	155	00:03:44
94.	EPA: Nanotechnology: Basic Information http://es.epa.gov/ncer/nano/questions/	145	155	00:04:43
95.	EPA: P3 Award: Project Descriptions, Websites, and Photos http://es.epa.gov/ncer/p3/project_websites/2004_project_websites.html	143	174	00:01:36
96.	EPA: ORD: NCER: STAA http://es.epa.gov/ncer/staa/staa_faq.html	142	142	00:04:55
97.	EPA: ORD: NCER: Events: News http://es.epa.gov/ncer/events/news/2003/01_15_03a.html	140	143	00:06:02
98.	EPA: ORD: NCER: Funding Opportunities http://es.epa.gov/ncer/rfa/2004/2004_ecohab.html	139	146	00:03:45
99.	EPA: ORD: NCER: Funding Opportunities http://es.epa.gov/ncer/rfa/2005/2005_emap_great_rivers.html	135	137	00:03:24
100.	EPA: ORD: NCER: STAR Fellowships: Posters http://es.epa.gov/ncer/fellow/posters/	134	272	00:02:30
Subtotal for rows: 1 - 100		-	74,896	-
Other		-	68,661	-

Pages	Visits	Views	Average Time Viewed
Total	-	143,557	-

items 1-100 of 200

Pages

Pages	Average Time to Serve (ms)
1. EPA: ORD: NCER: Funding Opportunities http://es.epa.gov/ncer/rfa/2006/2006_star_fellow.html	0
2. EPA: ORD: National Center For Environmental Research http://es.epa.gov/ncer/	0
3. EPA: ORD: NCER: Environmental Research Grant Announcements http://es.epa.gov/ncer/rfa/	0
4. EPA: ORD: NCER: STAR Fellowships http://es.epa.gov/ncer/fellow/	0
5. EPA: ORD: NCER: Funding Opportunities http://es.epa.gov/ncer/rfa/2006/2006_gro_fellow.html	0
6. EPA: ORD: NCER: Funding Opportunities http://es.epa.gov/ncer/rfa/2005/2005_nonlinear_responses.html	0
7. EPA: ORD: NCER: Small Business Innovation Research http://es.epa.gov/ncer/sbir/	0
8. EPA: ORD: NCER: STAR Grants and Cooperative Agreements http://es.epa.gov/ncer/grants/	0
9. EPA: ORD: NCER: Research Opportunities: FY 2002 Science To Achieve http://es.epa.gov/ncer/rfa/forms/	0
10. EPA: P3 Award: A Student Design Competition for Sustainability http://es.epa.gov/ncer/P3/	0
11. EPA: ORD: NCER: Events: Calendar http://es.epa.gov/ncer/events/	0
12. EPA: Nanotechnology http://es.epa.gov/ncer/nano/	0
13. EPA: ORD: NCER: Guidance & FAQs http://es.epa.gov/ncer/guidance/	0
14. EPA: ORD: NCER: Guidance & FAQs: Frequently Asked Questions http://es.epa.gov/ncer/guidance/faqs.html	0

	Pages	Average Time to Serve (ms)
15.	EPA: ORD: NCER: Funding Opportunities http://es.epa.gov/ncer/rfa/2005/2005_sbir_phase1.html	0
16.	EPA: ORD: NCER: Funding Opportunities http://es.epa.gov/ncer/rfa/2004/2005_star_grad_fellow.html	0
17.	EPA: ORD: NCER: Other Programs: EPSCoR http://es.epa.gov/ncer/other/	0
18.	Environmental Protection Agency http://es.epa.gov/ncer/fellow/recipients/star_fellow04.html	0
19.	EPA: ORD: NCER: Publications & Proceedings http://es.epa.gov/ncer/publications/	0
20.	EPA: ORD: NCER: Funding Opportunities http://es.epa.gov/ncer/rfa/2004/2005_gro_grad_fellow.html	0
21.	EPA: ORD: NCER: Research Results http://es.epa.gov/ncer/results/	0
22.	EPA: National Center For Environmental Research http://es.epa.gov/ncer/science/	0
23.	EPA: ORD: NCER: About NCER http://es.epa.gov/ncer/about/	0
24.	Environmental Protection Agency: National Center For Environmental Research: STAR/GRO Graduate Fellowship FAQs http://es.epa.gov/ncer/guidance/faqs/faq_gro_grad.html	0
25.	EPA: NCER: Research Centers http://es.epa.gov/ncer/centers/	0
26.	EPA: ORD: NCER: Funding Opportunities http://es.epa.gov/ncer/rfa/2004/2004_manufactured_nano.html	0
27.	EPA: ORD: NCER: Funding Opportunities http://es.epa.gov/ncer/rfa/2004/2005_gro_undergrad_fellow.html	0
28.	EPA: ORD: NCER: Collaborative Science and Technology Network for Sustainability (CNS) http://es.epa.gov/ncer/cns/	0
29.	EPA: P3 Award: Award Winners May 2005 http://es.epa.gov/ncer/p3/award_winners.html	0

	Pages	Average Time to Serve (ms)
30.	EPA: NCER: P3 Award: A National Student Design Competition for Sustainability focusing on People, Prosperity, and the Planet http://es.epa.gov/ncer/p3/designs_sustain_rfp_2005.html	0
31.	Environmental Protection Agency http://es.epa.gov/ncer/rfa/archive/grants/	0
32.	Environmental Protection Agency http://es.epa.gov/ncer/guidance/star_faq.html	0
33.	EPA: ORD: NCER: Grants: Recipients List http://es.epa.gov/ncer/grants/recipients_index.html	0
34.	EPA: NCER: P3 Award: A National Student Design Competition for Sustainability focusing on People, Prosperity, and the Planet http://es.epa.gov/ncer/p3/designs_sustain_rfp.html	0
35.	EPA: P3 Award: Fact Sheet http://es.epa.gov/ncer/p3/fact_sheet.html	0
36.	EPA: P3 Award: Press Release May 17, 2005 http://es.epa.gov/ncer/p3/press/news_release_051705.html	0
37.	EPA: ORD: NCER: Research Opportunities: Archive http://es.epa.gov/ncer/rfa/archive/	0
38.	EPA: ORD: NCER: Events: Archive http://es.epa.gov/ncer/events/news/	0
39.	Environmental Protection Agency http://es.epa.gov/ncer/science/economics/	0
40.	EPA: Nanotechnology http://es.epa.gov/ncer/nano/factsheet/	0
41.	Environmental Protection Agency http://es.epa.gov/ncer/fellow/recipients/gro_fellow04.html	0
42.	EPA: ORD: NCER: Progress-Review Workshop Proceedings http://es.epa.gov/ncer/publications/workshop/	0
43.	EPA: ORD: NCER: STAR Research Capsules http://es.epa.gov/ncer/publications/topical/	0
44.	EPA: ORD: NCER: STAR Reports http://es.epa.gov/ncer/publications/starreport/	0
45.	EPA: ORD: NCER: Events: News http://es.epa.gov/ncer/events/news/2004/02_12_04_special.html	0

	Pages	Average Time to Serve (ms)
46.	EPA: P3 Award: Partners http://es.epa.gov/ncer/p3/partners/	0
47.	EPA: ORD: NCER: About NCER: Quick Guide http://es.epa.gov/ncer/about/quickguide.html	0
48.	EPA: ORD: NCER: Small Business Innovation Research http://es.epa.gov/ncer/rfa/archive/sbir/	0
49.	Environmental Protection Agency http://es.epa.gov/ncer/science/pm/	0
50.	EPA: ORD: NCER: Funding Opportunities http://es.epa.gov/ncer/rfa/2005/2005_pathogens_drinking_water.html	0
51.	Environmental Protection Agency http://es.epa.gov/ncer/fellow/recipients/star_fellow03.html	0
52.	EPA: ORD: NCER: Research Opportunities: STAR Fellowship Archives http://es.epa.gov/ncer/rfa/archive/fellow/	0
53.	Environmental Protection Agency http://es.epa.gov/ncer/publications/nano/	0
54.	EPA: ORD: NCER: Research Opportunities http://es.epa.gov/ncer/rfa/current/2004_grad_fellow.html	0
55.	EPA: P3 Award: Eligibility http://es.epa.gov/ncer/p3/projects.html	0
56.	EPA: ORD: NCER: Funding Opportunities http://es.epa.gov/ncer/rfa/2005/2005_hsa_impacts_research.html	0
57.	EPA: P3 Award: Press Release http://es.epa.gov/ncer/p3/press/	0
58.	EPA: ORD: NCER: Funding Opportunities http://es.epa.gov/ncer/rfa/2004/2004_microbial_risk.html	0
59.	EPA: ORD: NCER: Funding Opportunities http://es.epa.gov/ncer/rfa/2005/2005_ebd_rfa.html	0
60.	EPA: ORD: NCER: Fellowships http://es.epa.gov/ncer/fellow/abstracts/	0
61.	EPA: ORD: NCER: Events: Agenda http://es.epa.gov/ncer/events/calendar/2005/jul18/agenda.html	0
62.	EPA: P3 Award: Fact Sheet http://es.epa.gov/ncer/p3/info.html	0
63.	Environmental Protection Agency http://es.epa.gov/ncer/rfa/current/2003_nano.html	0


	Pages	Average Time to Serve (ms)
64.	EPA: P3 Award: Other Sustainability Resources http://es.epa.gov/ncer/p3/other/	0
65.	Environmental Protection Agency http://es.epa.gov/ncer/fellow/recipients/gro_fellow_04_under.html	0
66.	EPA: ORD: NCER: Guidance & FAQs: Grantee Images http://es.epa.gov/ncer/guidance/star_images.html	0
67.	EPA: ORD: NCER: Funding Opportunities http://es.epa.gov/ncer/rfa/2004/2004_sbir_phase1.html	0
68.	EPA: ORD: NCER: Events: News http://es.epa.gov/ncer/events/news/2005/news_release_051805.html	0
69.	EPA: ORD: NCER: Funding Opportunities http://es.epa.gov/ncer/rfa/2005/2005_cont_meas_methods_pm.html	0
70.	EPA: ORD: NCER: Events: News http://es.epa.gov/ncer/events/news/2005/04_13_05_feature.html	0
71.	EPA: Nanotechnology http://es.epa.gov/ncer/nano/lectures/	0
72.	EPA: P3 Award: Eligibility http://es.epa.gov/ncer/p3/eligibility/	0
73.	EPA: ORD: NCER: Events: News http://es.epa.gov/ncer/events/news/2005/03_08_05_feature.html	0
74.	EPA: ORD: NCER: Funding Opportunities http://es.epa.gov/ncer/rfa/2005/2005_exp_meas_tools.html	0
75.	EPA: Nanotechnology: Science & Technology http://es.epa.gov/ncer/nano/publications/	0
76.	EPA: Nanotechnology: Research Projects http://es.epa.gov/ncer/nano/research/	0
77.	EPA: Nanotechnology http://es.epa.gov/ncer/nano/solicitation/	0
78.	Page Moved http://es.epa.gov/ncer/rfa/forms/downlf.html	0
79.	Environmental Protection Agency http://es.epa.gov/ncer/staa/	0
80.	EPA: ORD: NCER: Events: News http://es.epa.gov/ncer/events/news/2005/06_29_05.html	0
81.	EPA: Nanotechnology http://es.epa.gov/ncer/nano/newsroom/	0

	Pages	Average Time to Serve (ms)
82.	EPA: ORD: NCER: Funding Opportunities http://es.epa.gov/ncer/rfa/2005/2005_decision_support_sys.html	0
83.	EPA: ORD: NCER: Funding Opportunities http://es.epa.gov/ncer/rfa/2004/2004_climate_change.html	0
84.	EPA: ORD: NCER: EPA SBIR Program Success Stories http://es.epa.gov/ncer/sbir/success/	0
85.	EPA: Nanotechnology http://es.epa.gov/ncer/nano/relevant_meetings/	0
86.	EPA: ORD: NCER: Research Opportunities: Current RFA http://es.epa.gov/ncer/rfa/current/2003_mai_grad.html	0
87.	EPA: ORD: NCER: Fellowships: 2001 Graduate Fellowships http://es.epa.gov/ncer/fellow/recipients/star_fellow01.html	0
88.	Environmental Protection Agency http://es.epa.gov/ncer/rfa/current/sbir_phaseI_air.html	0
89.	EPA: ORD: NCER: Funding Opportunities http://es.epa.gov/ncer/rfa/2004/2004_pm_research.html	0
90.	EPA: ORD: NCER: Mercury Research http://es.epa.gov/ncer/publications/topical/mercury.html	0
91.	EPA: ORD: NCER: Research on Drinking Water http://es.epa.gov/ncer/publications/topical/drinking.html	0
92.	EPA: ORD: NCER: Environmental Research Grant Announcements http://es.epa.gov/ncer/rfa/archive/grants/04/	0
93.	EPA: ORD: NCER: Events: News http://es.epa.gov/ncer/events/news/2005/06_17_05.html	0
94.	EPA: Nanotechnology: Basic Information http://es.epa.gov/ncer/nano/questions/	0
95.	EPA: P3 Award: Project Descriptions, Websites, and Photos http://es.epa.gov/ncer/p3/project_websites/2004_project_websites.html	0
96.	EPA: ORD: NCER: STAA http://es.epa.gov/ncer/staa/staa_faq.html	0
97.	EPA: ORD: NCER: Events: News http://es.epa.gov/ncer/events/news/2003/01_15_03a.html	0

	Pages	Average Time to Serve (ms)
■ 98.	EPA: ORD: NCER: Funding Opportunities http://es.epa.gov/ncer/rfa/2004/2004_ecohab.html	0
■ 99.	EPA: ORD: NCER: Funding Opportunities http://es.epa.gov/ncer/rfa/2005/2005_emap_gr eat_rivers.html	0
■ 100.	EPA: ORD: NCER: STAR Fellowships: Posters http://es.epa.gov/ncer/fellow/posters/	0
Subtotal for rows: 1 - 100		-
Other		-
Total		-

items 1-100 of 200

Pages - Help Card

 **Column Definitions**

Pages
Any displayed page. You can specify for each profile the types of files that qualify as a page. These settings can be changed by the WebTrends administrator.

Visits
Number of visits to this page. A visit is a series of actions that begins when a visitor views the first page from the server, and ends when the visitor leaves the site or remains idle beyond the idle-time limit. The default idle-time limit is thirty minutes. This time limit can be changed by the system administrator.

Views
Number of times this page was viewed by visitors.

Average Time Viewed
Average length of time the specified page was viewed. (The format is hh:mm:ss - hours:minutes:seconds.)

Average Time to Serve
Average amount of time (in milliseconds) it took to serve each document during the specified time interval. The time to serve spans from the time the server got a page request until it transmitted all the data.
Note: Zero values in this column probably indicates that your web server is not logging Time to Serve information.



Report Descriptions

Pages with good content and design are more likely to attract visitors and be revisited. Less popular pages on a site can be made more appealing by improving the content or incorporating design elements similar to that on the more important pages. Always remember that people are far more interested in content than in design, and average view times can help determine which content is most important to your visitors.

Content Groups

This report identifies the most popular groups of web site pages and how often they were visited.

Content Groups Trend

No data is available for this graph.

Content Groups

No data is available for this graph.

Content Groups

No data is available for this table.

Content Groups - Help Card



Column Definitions

Content Group

A defined group of web pages with specific things in common, such as the same types of products, services, or information.

Visits

Number of visits where the visitor viewed at least one page in the specified content group. A visit is a series of actions that begins when a visitor views their first page from the server, and ends when the visitor leaves the site or remains idle beyond the idle-time limit. The default idle-time limit is thirty minutes. This time limit can be changed by the system administrator.

Hits

Each file requested by a visitor registers as a hit. There can be several hits on each page. While the volume of hits reflects the amount of server traffic, it is not an accurate reflection of the number of pages viewed.



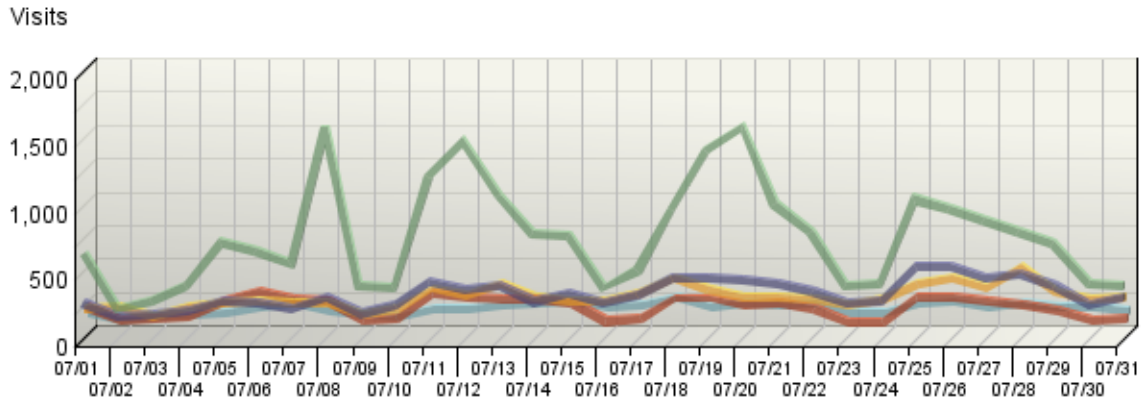
Report Descriptions

The information on this page can show you which content groups were most popular. This will reveal the reasons people visit your web site, and what is most interesting and least interesting to them.

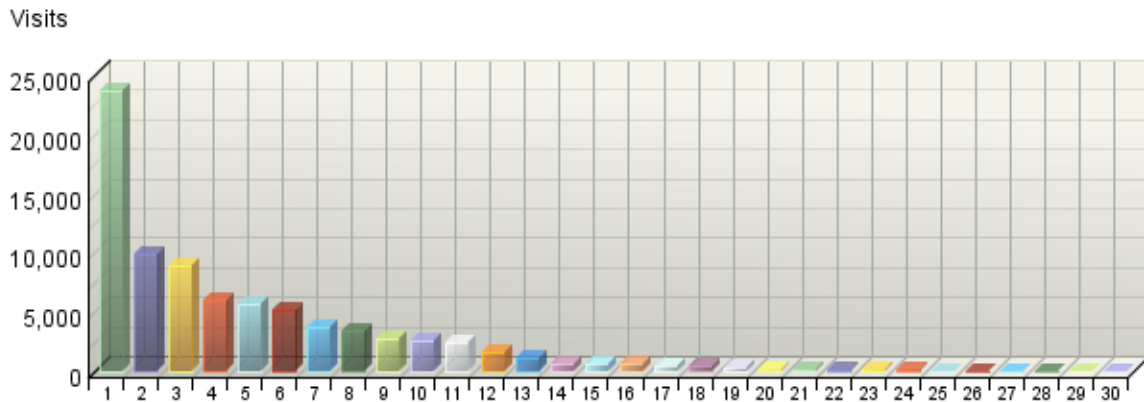
Directories

This report lists the most commonly accessed directories on your web site. This information can help determine the types of data most often requested.

Directories Trend



Directories



Directories

	Path To Directory	Visits	Hits	Kbytes Transferred
1.	http://es.epa.gov/ncer/rfa	23,725	47,690	2,566,500
2.	http://es.epa.gov/ncer/fellow	9,934	24,062	1,047,029
3.	http://es.epa.gov/ncer/publications	8,944	30,310	7,363,011
4.	http://es.epa.gov/ncer/	6,087	11,333	222,091

	Path To Directory	Visits	Hits	Kbytes Transferred
5.	http://es.epa.gov/ncer/sbir	5,718	9,333	527,267
6.	http://es.epa.gov/ncer/events	5,241	13,515	343,991
7.	http://es.epa.gov/ncer/P3	3,658	11,099	225,923
8.	http://es.epa.gov/ncer/index_files	3,373	4,588	106,575
9.	http://es.epa.gov/ncer/centers	2,776	7,608	342,494
10.	http://es.epa.gov/ncer/grants	2,606	3,489	90,330
11.	http://es.epa.gov/ncer/nano	2,369	7,679	610,878
12.	http://es.epa.gov/ncer/guidance	1,624	3,090	86,908
13.	http://es.epa.gov/ncer/science	1,158	2,373	228,421
14.	http://es.epa.gov/ncer/other	694	852	37,658
15.	http://es.epa.gov/ncer/staa	630	1,223	35,022
16.	http://es.epa.gov/ncer/about	587	723	15,830
17.	http://es.epa.gov/ncer/results	516	590	13,885
18.	http://es.epa.gov/ncer/cns	446	735	16,942
19.	http://es.epa.gov/ncer/news	266	281	1,507
20.	http://es.epa.gov/ncer/progress	203	397	3,341
21.	http://es.epa.gov/ncer/ru	150	181	3,106
22.	http://es.epa.gov/ncer/final	146	255	20,816
23.	http://es.epa.gov/ncer/search	102	127	2,493
24.	http://es.epa.gov/ncer/early	98	117	257
25.	http://es.epa.gov/ncer/epscor	14	23	425
26.	http://es.epa.gov/ncer/pdf	13	27	170
27.	http://es.epa.gov/ncer/updates	2	2	361
28.	http://es.epa.gov/	2	124	7,091
29.	http://es.epa.gov/ncer/test	1	5	118
30.	http://es.epa.gov/ncer/images	1	1	33
Total		-	181,832	13,920,459

items 1-30 of 30

Directories - Help Card



Column Definitions

Path to Directory

The full URL path to the directory being analyzed.

Visits

Number of visits to pages within the specified directory. A visit is a series of actions that begins when a visitor views their first page from the server, and ends when the visitor leaves the site or remains idle beyond the idle-time limit. The default idle-time limit is thirty minutes. This time limit can be changed by the system administrator.

Hits

Each file requested by a visitor registers as a hit. There can be several hits on each page. While the volume of hits reflects the amount of server traffic, it is not an accurate reflection of the number of pages viewed.

Kbytes Transferred

Number of kilobytes of data transferred by the server from the specified directory to your visitors.



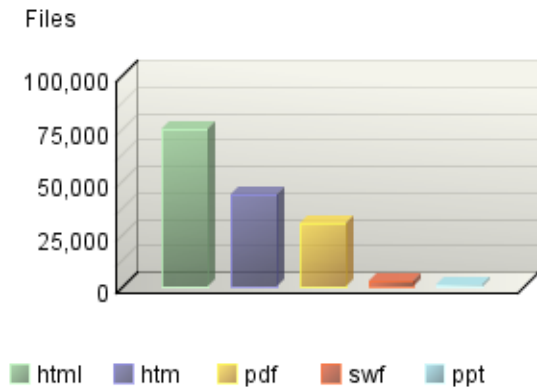
Report Descriptions

This report indicates the content visitors are most interested in. Use this information to determine which content areas to develop further, which areas to focus on less, and how you can arrange your content most effectively. If the table is sorted by kilobytes of data transferred, this page reveals what kind of data the server spends the most time transferring, and may suggest different ways to organize your data, or different ways to distribute the server load if you have more than one server.

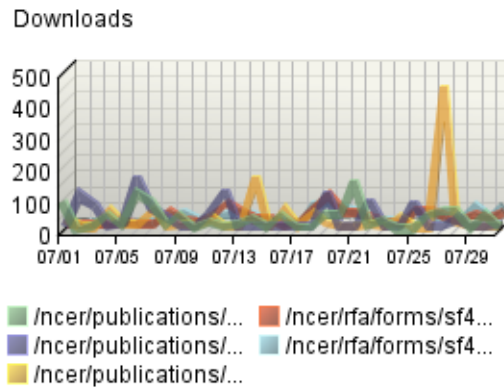
Files Dashboard

This displays key graphs and tables that provide an overview of the Files chapter. When viewing through the on-demand interface, you can click on the title of a graph or table to navigate to the corresponding page.

Accessed File Types by Files



Downloaded Files Trend



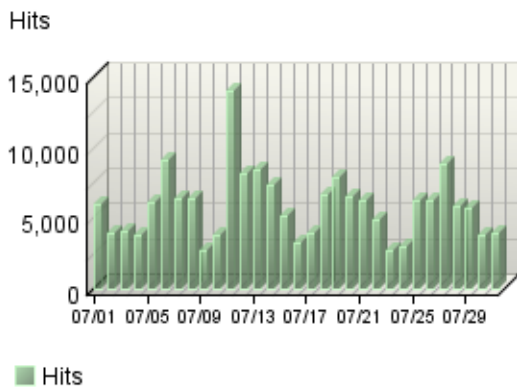
Uploaded Files

No data is available for this graph.

Hit Summary

Successful Hits for Entire Site	181,832
Average Hits per Day	5,865
Home Page Hits	11,108

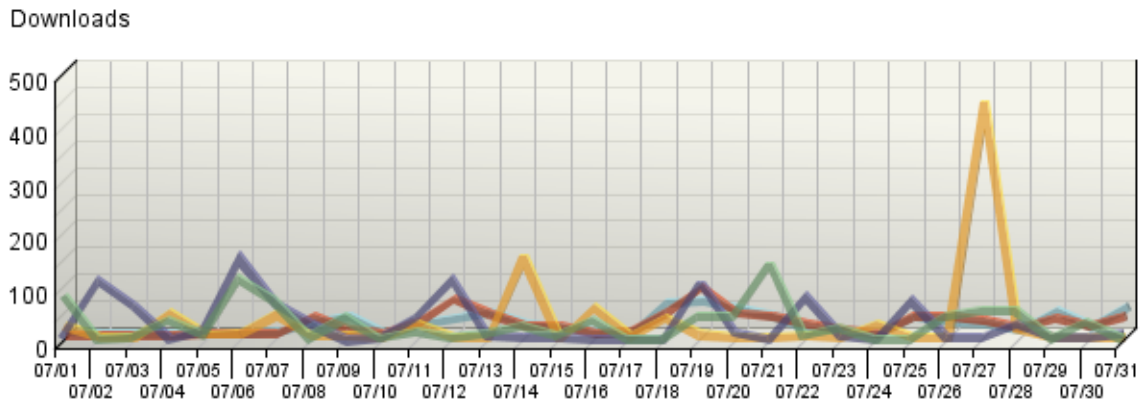
Hits Trend



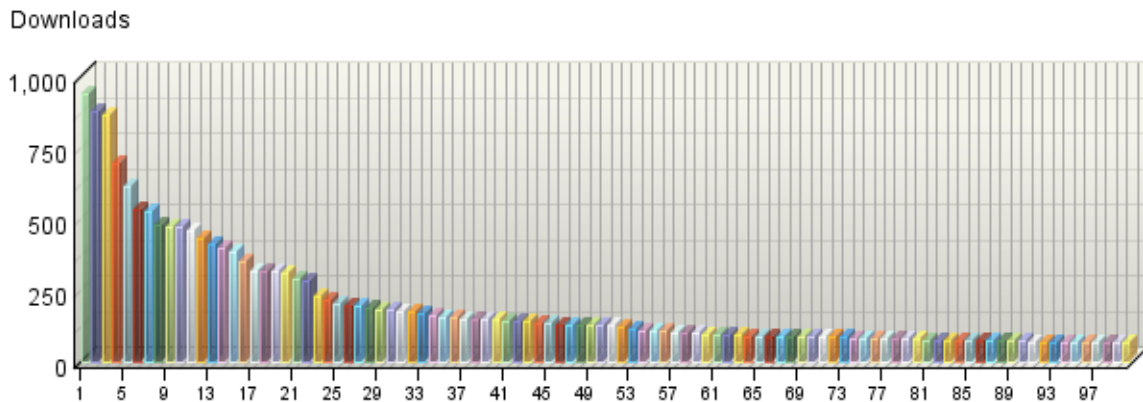
Downloaded Files

This report identifies the most popular files downloaded from your site.

Downloaded Files Trend



Downloaded Files



Downloaded Files

	Downloaded Files	Downloads	% Downloads	Visits
■ 1.	http://es.epa.gov/ncer/publications/overview/bioavailability_complete_book.pdf	941	2.94%	89
■ 2.	http://es.epa.gov/ncer/publications/workshop/pdf/endocrine_disruptors.pdf	881	2.75%	46

	Downloaded Files	Downloads	% Downloads	Visits
3.	http://es.epa.gov/ncer/publications/nano/pdf/BaerEPA-Workshop--SmallParticleChemistry-final.pdf	863	2.69%	42
4.	http://es.epa.gov/ncer/rfa/forms/sf424.pdf	694	2.17%	390
5.	http://es.epa.gov/ncer/rfa/forms/sf424instructions.pdf	614	1.92%	276
6.	http://es.epa.gov/ncer/publications/workshop/nano_proceed.pdf	537	1.68%	106
7.	http://es.epa.gov/ncer/publications/nano/nanotechnology4-20-04.pdf	526	1.64%	67
8.	http://es.epa.gov/ncer/nano/lectures/maynard_06_13_05_presentation.pdf	479	1.50%	44
9.	http://es.epa.gov/ncer/publications/meetings/8-18-04/pdf/drzal_epa-star_08-17-04_(final).pdf	474	1.48%	65
10.	http://es.epa.gov/ncer/nano/lectures/merzbacher_05_02_05_presentation.pdf	471	1.47%	51
11.	http://es.epa.gov/ncer/nano/lectures/roco_04_18_05_presentation.pdf	458	1.43%	18
12.	http://es.epa.gov/ncer/publications/nano/pdf/Rama.pdf	434	1.35%	39
13.	http://es.epa.gov/ncer/rfa/forms/standinstr_03-04a.pdf	409	1.28%	261
14.	http://es.epa.gov/ncer/nano/lectures/teague_042505_presentation.pdf	399	1.25%	21
15.	http://es.epa.gov/ncer/rfa/forms/epaf2003.pdf	385	1.20%	281
16.	http://es.epa.gov/ncer/rfa/forms/keycontacts.pdf	353	1.10%	256
17.	http://es.epa.gov/ncer/publications/meetings/8-18-04/pdf/EPA2004Goerge_Chumanov.pdf	320	1.00%	43
18.	http://es.epa.gov/ncer/rfa/forms/support.pdf	318	0.99%	199
19.	http://es.epa.gov/ncer/publications/ncer/ncer_annualreport.pdf	315	0.98%	57
20.	http://es.epa.gov/ncer/publications/meetings/9-15-2003/pdf/Rama.pdf	313	0.98%	12
21.	http://es.epa.gov/ncer/rfa/forms/guidance.pdf	291	0.91%	203
22.	http://es.epa.gov/ncer/publications/meetings/8-18-04/pdf/edwin_kan2.pdf	285	0.89%	18
23.	http://es.epa.gov/ncer/publications/workshop/microorganisms_drinking_water_proceedings.pdf	228	0.71%	10
24.	http://es.epa.gov/ncer/publications/meetings/8-18-04/pdf/wang.pdf	218	0.68%	44
25.	http://es.epa.gov/ncer/rfa/forms/electronic_filing_instr.pdf	202	0.63%	148
26.	http://es.epa.gov/ncer/sbir/2005SBIRfactsheet.pdf	198	0.62%	149

	Downloaded Files	Downloads	% Downloads	Visits
27.	http://es.epa.gov/ncer/publications/nano/pdf/epa.pdf	195	0.61%	32
28.	http://es.epa.gov/ncer/publications/nano/pdf/Hwang.pdf	187	0.58%	35
29.	http://es.epa.gov/ncer/science/pm/hei/DieselSpecialReport02.pdf	182	0.57%	13
30.	http://es.epa.gov/ncer/publications/meetings/8-18-04/pdf/bhattacharyya.pdf	180	0.56%	33
31.	http://es.epa.gov/ncer/science/pm/pm.pdf	176	0.55%	15
32.	http://es.epa.gov/ncer/publications/meetings/8-18-04/pdf/karn-nanograntees-8-04.pdf	173	0.54%	31
33.	http://es.epa.gov/ncer/publications/meetings/8-18-04/pdf/larsen.pdf	170	0.53%	34
34.	http://es.epa.gov/ncer/publications/meetings/8-18-04/pdf/drzal_greenManf.pdf	165	0.52%	30
35.	http://es.epa.gov/ncer/nano/publications/2002_august_nano_star_workshop.pdf	158	0.49%	32
36.	http://es.epa.gov/ncer/publications/workshop/pdf/10_26_04_valuation_session1.pdf	157	0.49%	19
37.	http://es.epa.gov/ncer/publications/meetings/9-28-2004/pdf/frampton.pdf	148	0.46%	25
38.	http://es.epa.gov/ncer/publications/meetings/8-18-04/pdf/wan_y_shih_epa_grantee_meeting_8-18,21-2004_2.pdf	147	0.46%	24
39.	http://es.epa.gov/ncer/publications/meetings/8-18-04/pdf/beaver-2.pdf	146	0.46%	23
40.	http://es.epa.gov/ncer/rfa/forms/424b.pdf	146	0.46%	105
41.	http://es.epa.gov/ncer/publications/workshop/pdf/2003star_human_health_proceedings.pdf	142	0.44%	20
42.	http://es.epa.gov/ncer/publications/meetings/8-18-04/pdf/lavine.pdf	139	0.43%	22
43.	http://es.epa.gov/ncer/publications/meetings/9-28-2004/pdf/bonham.pdf	139	0.43%	23
44.	http://es.epa.gov/ncer/publications/nano/pdf/Zhang.pdf	135	0.42%	21
45.	http://es.epa.gov/ncer/publications/regions/5/pdf/plewa7_14_2004.pdf	133	0.42%	29
46.	http://es.epa.gov/ncer/centers/trc/catm/catm.pdf	130	0.41%	21
47.	http://es.epa.gov/ncer/nano/publications/9-15-2003/nanotechnology4-20-04.pdf	130	0.41%	7
48.	http://es.epa.gov/ncer/publications/meetings/9-27-2004/pdf/devlin.pdf	126	0.39%	32
49.	http://es.epa.gov/ncer/science/economics/science_econ1.pdf	126	0.39%	12
50.	http://es.epa.gov/ncer/rfa/forms/epacert.pdf	125	0.39%	103

	Downloaded Files	Downloads	% Downloads	Visits
51.	http://es.epa.gov/ncer/sbir/success/pdf/faraday_success.pdf	125	0.39%	32
52.	http://es.epa.gov/ncer/publications/workshop/pdf/2001_drinking_water.pdf	119	0.37%	11
53.	http://es.epa.gov/ncer/rfa/forms/sf424.doc	117	0.37%	111
54.	http://es.epa.gov/ncer/sbir/report.pdf	108	0.34%	66
55.	http://es.epa.gov/ncer/publications/nano/pdf/sailor2003_EPA_sailor.pdf	108	0.34%	37
56.	http://es.epa.gov/ncer/publications/workshop/pdf/10_26_04_valuation_session5.pdf	107	0.33%	22
57.	http://es.epa.gov/ncer/fellow/fellowforms.pdf	103	0.32%	46
58.	http://es.epa.gov/ncer/nano/factsheet/nano_factsheet.pdf	103	0.32%	76
59.	http://es.epa.gov/ncer/publications/workshop/Global_change_proceedings_110204.pdf	98	0.31%	15
60.	http://es.epa.gov/ncer/publications/meetings/8-18-04/pdf/lloyd.pdf	97	0.30%	21
61.	http://es.epa.gov/ncer/publications/meetings/9-28-2004/pdf/nel.pdf	95	0.30%	18
62.	http://es.epa.gov/ncer/publications/meetings/9-27-2004/pdf/oberdorster.pdf	92	0.29%	20
63.	http://es.epa.gov/ncer/publications/meetings/8-18-04/pdf/greg_wilson.pdf	92	0.29%	23
64.	http://es.epa.gov/ncer/publications/handouts/ncer_flyer.pdf	91	0.28%	36
65.	http://es.epa.gov/ncer/publications/starreport/starsix.pdf	90	0.28%	28
66.	http://es.epa.gov/ncer/publications/meetings/8-18-04/pdf/lowry.pdf	90	0.28%	20
67.	http://es.epa.gov/ncer/publications/handouts/conference_flyer.pdf	88	0.27%	58
68.	http://es.epa.gov/ncer/publications/workshop/pdf/EE-0484-04.pdf	87	0.27%	14
69.	http://es.epa.gov/ncer/publications/workshop/bynd_com_sess2.pdf	86	0.27%	20
70.	http://es.epa.gov/ncer/nano/lectures/bergeson_05_09_05.pdf	86	0.27%	52
71.	http://es.epa.gov/ncer/publications/workshop/pdf/EE-0484-09.pdf	86	0.27%	20
72.	http://es.epa.gov/ncer/nano/lectures/moore_06_06_05_presentation.pdf	85	0.27%	26
73.	http://es.epa.gov/ncer/events/calendar/2005/mar13/agenda.pdf	85	0.27%	60
74.	http://es.epa.gov/ncer/sbir/success/pdf/atmi_success.pdf	83	0.26%	25
75.	http://es.epa.gov/ncer/publications/starreport/starten.pdf	81	0.25%	64

	Downloaded Files	Downloads	% Downloads	Visits
76.	http://es.epa.gov/ncer/nano/lectures/shull_06_27_05_presentation.pdf	80	0.25%	7
77.	http://es.epa.gov/ncer/publications/nano/pdf/lamNT-Tox-EPA-NSF-Talk-Breviated.pdf	80	0.25%	31
78.	http://es.epa.gov/ncer/publications/meetings/8-18-04/pdf/tomson_8-20-04_2nd_time.pdf	79	0.25%	22
79.	http://es.epa.gov/ncer/publications/meetings/9-27-2004/pdf/nel.pdf	79	0.25%	14
80.	http://es.epa.gov/ncer/rfa/2005/staa_call_ltr_attach_2005.pdf	78	0.24%	63
81.	http://es.epa.gov/ncer/publications/meetings/8-18-04/pdf/wilfred_chen_2.pdf	76	0.24%	17
82.	http://es.epa.gov/ncer/publications/meetings/9-28-2004/pdf/kipen.pdf	75	0.23%	18
83.	http://es.epa.gov/ncer/publications/nano/pdf/BatteasNano-Agro.pdf	75	0.23%	18
84.	http://es.epa.gov/ncer/publications/meetings/8-18-04/pdf/strongin_epa_grantee_in_philadelphia_2.pdf	74	0.23%	19
85.	http://es.epa.gov/ncer/publications/meetings/8-18-04/pdf/huang_cp.pdf	73	0.23%	17
86.	http://es.epa.gov/ncer/publications/meetings/8-18-04/pdf/nancy_monteiro.pdf	72	0.22%	22
87.	http://es.epa.gov/ncer/publications/meetings/9-27-2004/pdf/lippmann.pdf	71	0.22%	15
88.	http://es.epa.gov/ncer/fellow/gro/gro_newsletter_issue1_05_draft3.pdf	71	0.22%	57
89.	http://es.epa.gov/ncer/publications/workshop/pdf/10_26_04_valuation_session3_part1.pdf	71	0.22%	13
90.	http://es.epa.gov/ncer/publications/nano/pdf/tomsonNSF 91503.pdf	71	0.22%	15
91.	http://es.epa.gov/ncer/fellow/fellow_news_letter.pdf	70	0.22%	24
92.	http://es.epa.gov/ncer/rfa/forms/keycon.doc	70	0.22%	65
93.	http://es.epa.gov/ncer/centers/airpm/sab/UR_pr2.pdf	69	0.22%	22
94.	http://es.epa.gov/ncer/sbir/success/pdf/sigmatec_success.pdf	68	0.21%	25
95.	http://es.epa.gov/ncer/publications/meetings/8-18-04/pdf/william_trogler.pdf	68	0.21%	18
96.	http://es.epa.gov/ncer/sbir/rtp_sbir_meeting.pdf	68	0.21%	18
97.	http://es.epa.gov/ncer/publications/meetings/9-9-2003/pdf/edward_bouwer.pdf	66	0.21%	18
98.	http://es.epa.gov/ncer/publications/nano/pdf/mrocoNNI_03-0915_ENVgrantees_Roco.pdf	66	0.21%	20

	Downloaded Files	Downloads	% Downloads	Visits
■ 99.	http://es.epa.gov/ncer/publications/workshop/pdf/2003star_mercury_fate_transport_proceedings.pdf	65	0.20%	17
■ 100.	http://es.epa.gov/ncer/publications/workshop/bynd_com_sess1.pdf	65	0.20%	20
Subtotal for rows: 1 - 100		19,463	60.75%	5,192
Other		12,574	39.25%	9,108
Total		32,037	100.00%	14,300

items 1-100 of 200

Downloaded Files - Help Card



Column Definitions

Files

The path and filename of the file being analyzed.

Downloads

Number of times the specified file was downloaded by a visitor. If an error occurred during a transfer, the transfer is not counted. Note that downloaded PDF files may cause an inflated count.

Visits

Number of visits that accessed the specified files. A visit is a series of actions that begins when a visitor views their first page from the server, and ends when the visitor leaves the site or remains idle beyond the idle-time limit. The default idle-time limit is thirty minutes. This time limit can be changed by the system administrator.



Report Descriptions

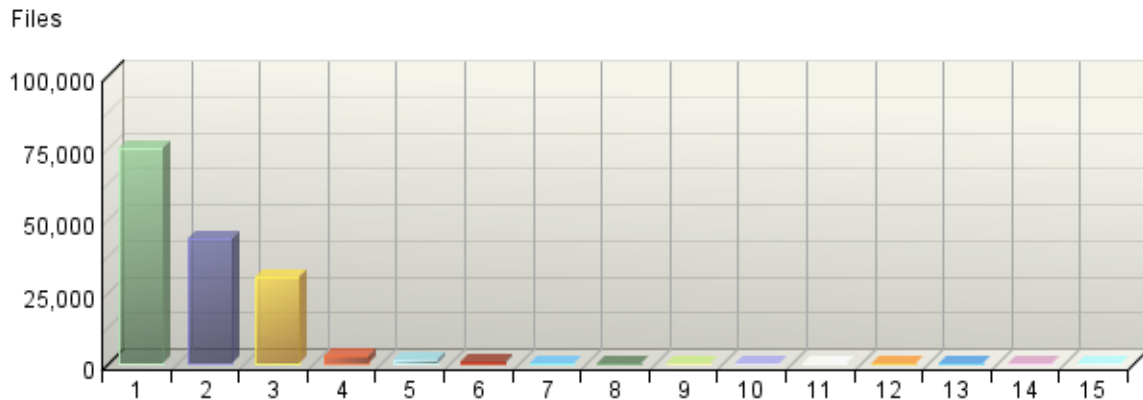
If you are using an SDC data source, then this report is not applicable.

This information shows you the most popular downloadable files on your web site. Files that don't appear on the list, or appear low on the list, may require maintenance such as decreasing the file size, improving link placement, or elimination to make room for more popular content.

Accessed File Types

This report identifies the types of files accessed on your site and the total number of kilobytes of data transferred for each file type. Cached requests and erred hits are excluded from the totals.

Accessed File Types by Files



Accessed File Types

File Type	Files	% Files	Kbytes Transferred
1. html	74,645	48.74%	3,432,401
2. htm	43,515	28.41%	951,940
3. pdf	30,008	19.59%	7,232,398
4. swf	2,941	1.92%	106,607
5. ppt	1,122	0.73%	2,134,657
6. doc	661	0.43%	38,955
7. map	140	0.09%	25
8. wpd	83	0.05%	2,492
9. wp5	13	0.01%	432
10. eps	12	0.01%	4,958
11. mpg	11	0.01%	7,524
12. zip	5	0.00%	2,678
13. sit	4	0.00%	72
14. hold	4	0.00%	171
15. rm	1	0.00%	5,156
Total	153,165	100.00%	13,920,459

items 1-15 of 15

Accessed File Types - Help Card



Column Definitions

File Type

Identifies types of files by their file extension. For example, a file named graphic.gif is identified as type "gif."

Files

Number of files of the specified type accessed by visitors to your site.

Kbytes Transferred

Number of kilobytes of data transferred for all files of the specified type.



Report Descriptions

This report provides general statistics for the type of data that visitors access on your site.

Uploaded Files

This report identifies the most popular files uploaded from a client to your servers using FTP PUT, HTTP PUT, or HTTP POST.

Uploaded Files

No data is available for this graph.

Uploaded Files

No data is available for this table.

Uploaded Files - Help Card



Column Definitions

Files

The path and filename of the uploaded file being analyzed. Uploaded files correspond to a POST entry in the web server log file. If the field names are provided, then you will find the uploaded files listed in the METHOD field.

Visits

Number of visits to your site where the specified file was uploaded to your servers. A visit is a series of actions that begins when a visitor views their first page from the server, and ends when the visitor leaves the site or remains idle beyond the idle-time limit. The default idle-time limit is thirty minutes. This time limit can be changed by the system administrator.

Uploads

Number of times the specified file was uploaded to your site. If an error occurred during a transfer, the transfer is not counted.



Report Descriptions

If you are using an SDC data source, then this report is not applicable.

This report presents information on files that were uploaded to your servers during the period of the report. You may want to run virus scans on uploaded files.