

NCER Monthly Statistics

Monthly View: January 2007

January 1, 2007 12:00:00 AM – January 31, 2007 11:59:18 PM

This report was generated by WebTrends 7 - Enterprise, Version: 7.5, Build: 16366 .
Thursday, March 1, 2007 4:01:19 PM
Final report conversion by WebTrends Report Exporter, Version 7.5 (build 16363)

Copyright (C) 1996-2005 WebTrends Inc. All rights reserved.

Table of Contents

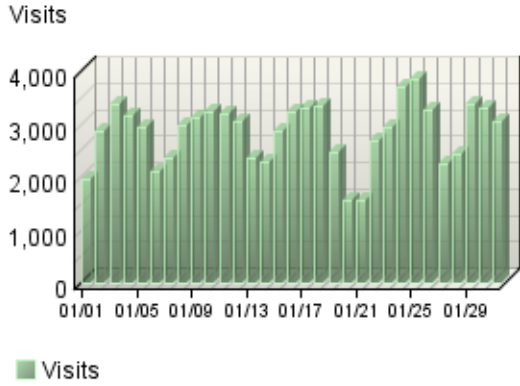
Overview Dashboard	1
Visitors Dashboard	3
Pages Dashboard	6
Navigation Dashboard	8
Technical Dashboard	9
Activity Dashboard	11
Browsers and Platforms Dashboard	13
Visitors Dashboard	15
Top Visitors	18
New vs. Return Visits	32
Visitors by Number of Visits	34
Visitors Trend	36
Visits Trend	42
Organizations	44
Authenticated Usernames	76
Domain Names	78
Top-Level Domain Types	85
Geography Dashboard	88
Regions	89
Countries	91
North American States and Provinces	97
Cities	100
Pages Dashboard	107
Pages	109
Content Groups	139
Directories	141
Files Dashboard	144

Downloaded Files	145
Accessed File Types	156
Uploaded Files	158

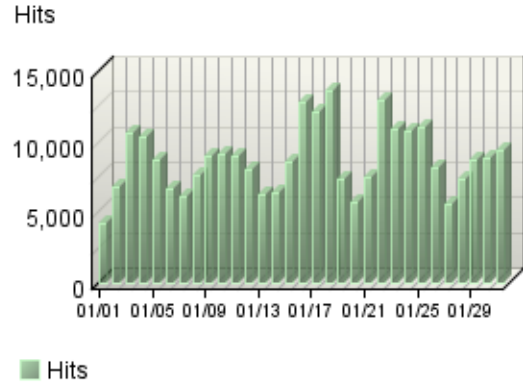
Overview Dashboard

This displays key graphs and tables that provide an overview of the entire report. When viewing through the on-demand interface, you can click on the title of a graph or table to navigate to the corresponding page.

Visits Trend



Hits Trend



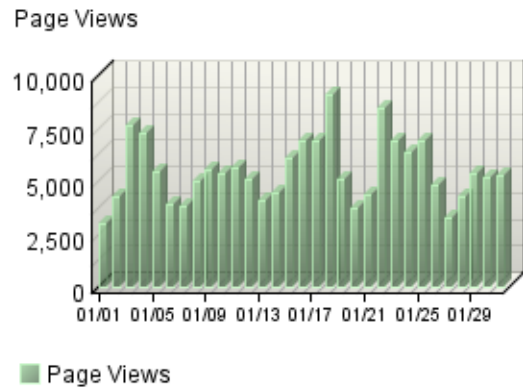
Visitor Summary

Visitors	41,431
Visitors Who Visited Once	35,223
Visitors Who Visited More Than Once	6,208
Average Visits per Visitor	2.13

Visit Summary

Visits	88,357
Average per Day	2,850
Average Visit Duration	00:11:30
Median Visit Duration	00:01:50
International Visits	20.78%
Visits of Unknown Origin	0.00%
Visits from Your Country: United States (US)	79.22%

Page Views Trend



Hit Summary

Successful Hits for Entire Site	270,657
Average Hits per Day	8,730
Home Page Hits	4,306

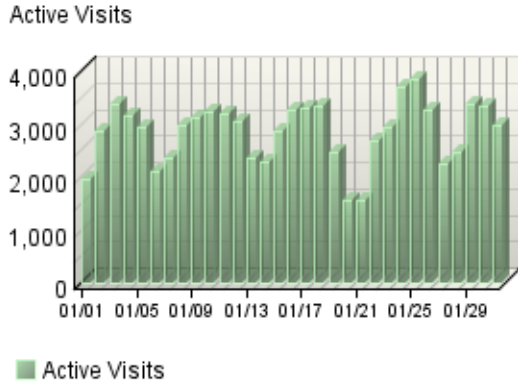
Page View Summary

Page Views	169,398
Average per Day	5,464
Average Page Views per Visit	1.92

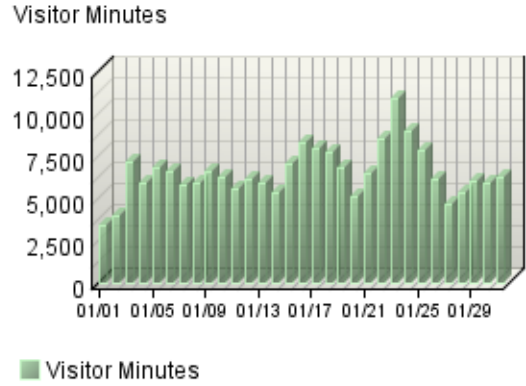
Visitors Dashboard

This displays key graphs and tables that provide an overview of the Visitors chapter. When viewing through the on-demand interface, you can click on the title of a graph or table to navigate to the corresponding page.

Active Visits Trend



Visitor Minutes Trend



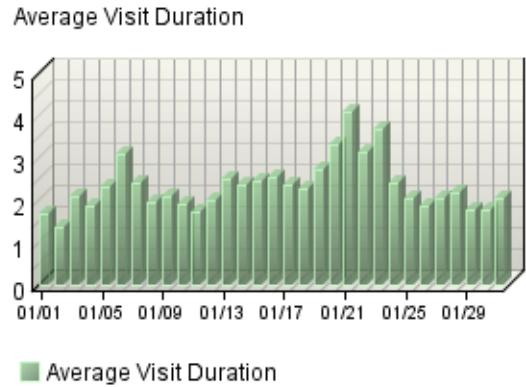
Visitor Summary

Visitors	41,431
Visitors Who Visited Once	35,223
Visitors Who Visited More Than Once	6,208
Average Visits per Visitor	2.13

Visit Summary

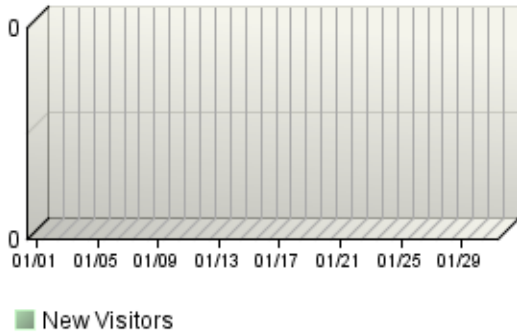
Visits	88,357
Average per Day	2,850
Average Visit Duration	00:11:30
Median Visit Duration	00:01:50
International Visits	20.78%
Visits of Unknown Origin	0.00%
Visits from Your Country: United States (US)	79.22%

Average Length of Visit Trend



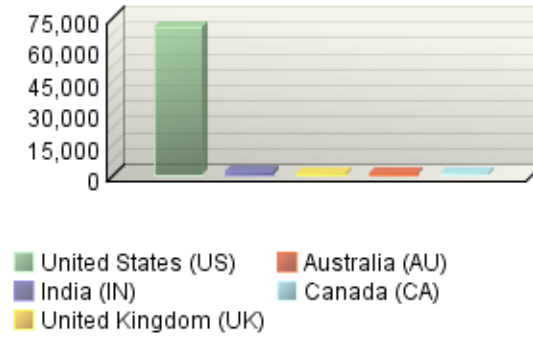
New Visitors Trend

New Visitors



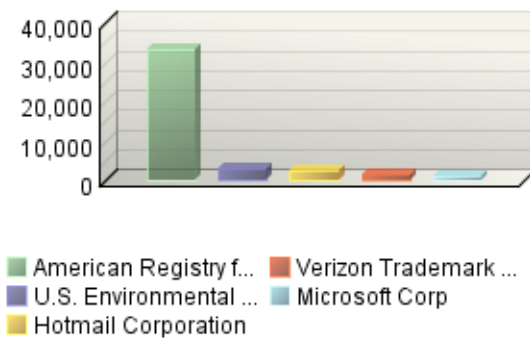
Countries

Visits



Organizations

Visits

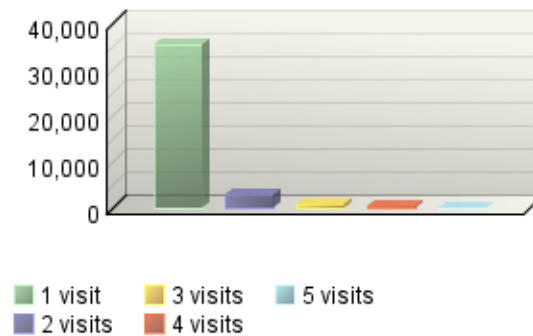


Authenticated Usernames

No data is available for this graph.

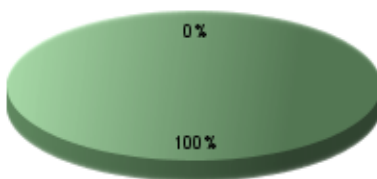
Visitors by Number of Visits

Visitors



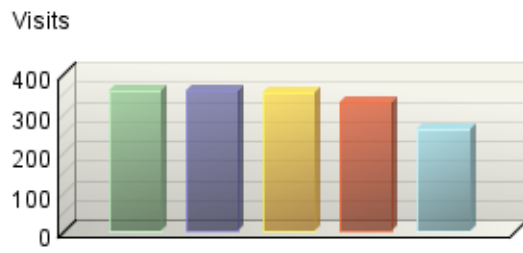
New vs. Return Visits

Visits



- Returning Visitors
- Visitors Not Accepting Cookies

Top Visitors

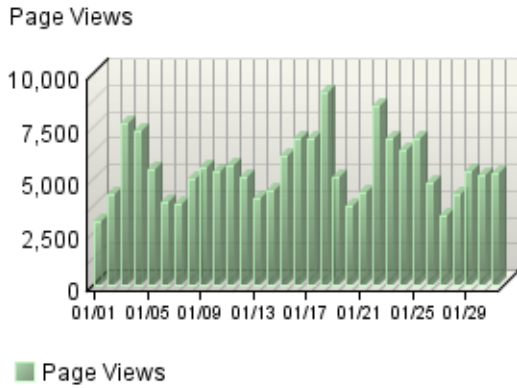


livebot-207-46-98-1... livebot-207-46-98-1...
egspd42021.ask.co... bl1sch2083018.phx...
livebot-207-46-98-1...

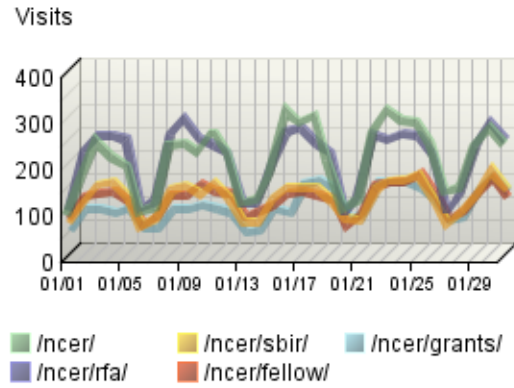
Pages Dashboard

This displays key graphs and tables that provide an overview of the Pages chapter. When viewing through the on-demand interface, you can click on the title of a graph or table to navigate to the corresponding page.

Page Views Trend



Pages Trend



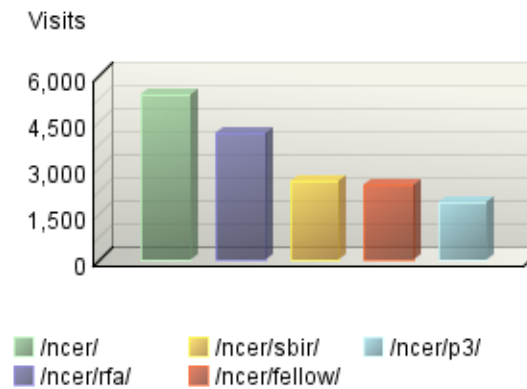
Content Groups

No data is available for this graph.

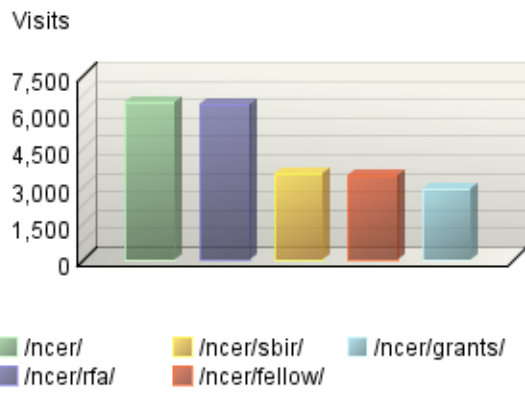
Page View Summary

Page Views	169,398
Average per Day	5,464
Average Page Views per Visit	1.92

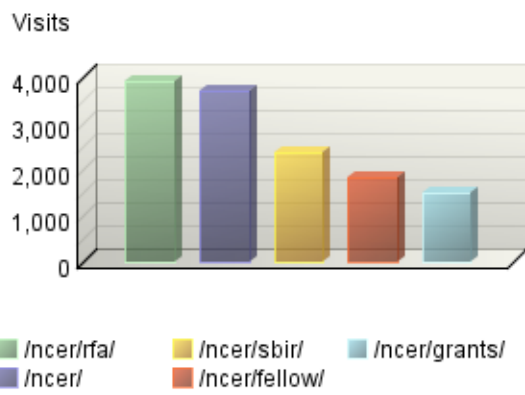
Entry Pages



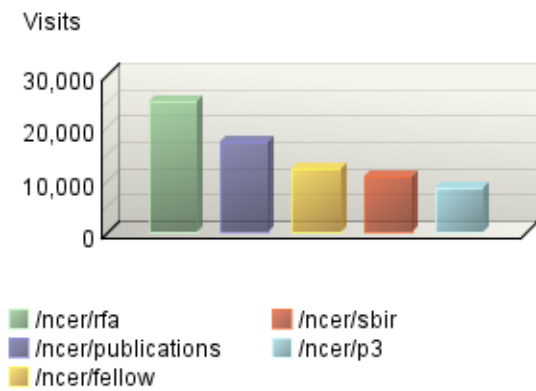
Pages



Exit Pages



Directories

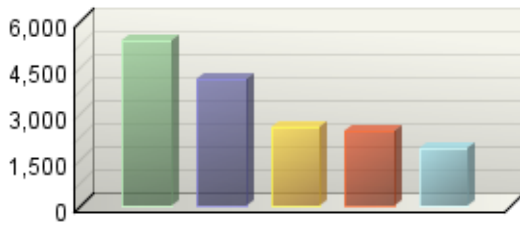


Navigation Dashboard

This dashboard summarizes important information related to online navigation.

Entry Pages

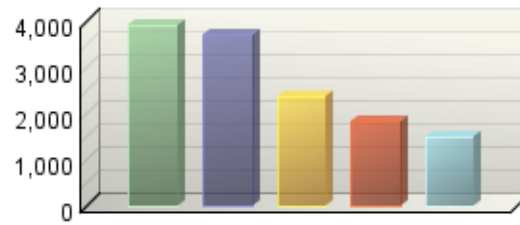
Visits



/ncer/ /ncer/sbir/ /ncer/p3/
/ncer/ifa/ /ncer/fellow/

Exit Pages

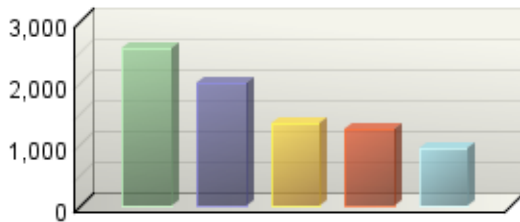
Visits



/ncer/ifa/ /ncer/sbir/ /ncer/grants/
/ncer/ /ncer/fellow/

Single-Page Visits

Visits



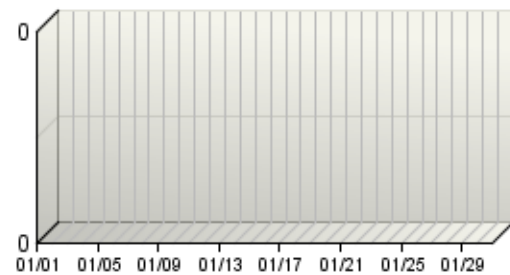
/ncer/ifa/ /ncer/sbir/ /ncer/p3/
/ncer/ /ncer/fellow/

Technical Dashboard

This dashboard summarizes important information related to online technical activity.

Average Time to Serve Pages

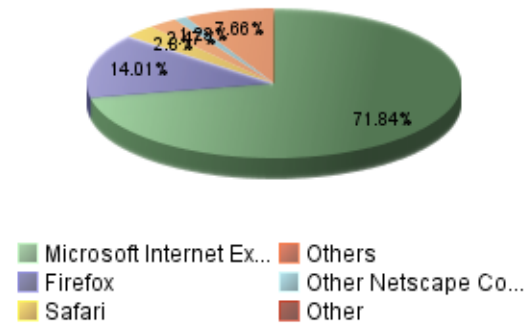
Average Time to Serve



■ Average Time to Serve

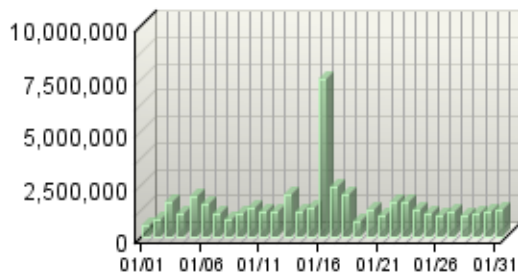
Browsers by Version

Visits



Bandwidth: Kbytes Transferred Trend

Kbytes Transferred

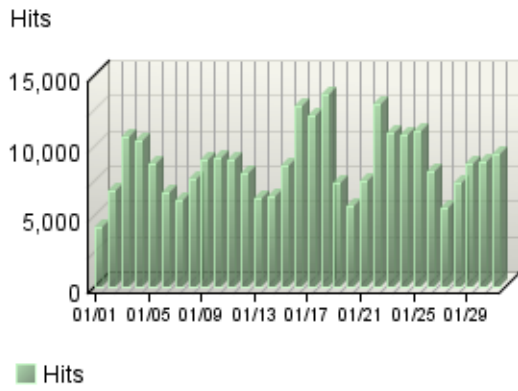


■ Kbytes Transferred

Technical Summary

Total Hits	294,883
Successful Hits	270,657
Successful Hits (as Percent)	91.78%
Failed Hits	24,226
Failed Hits (as Percent)	8.22%
Cached Hits	39,521
Cached Hits (as Percent)	13.40%

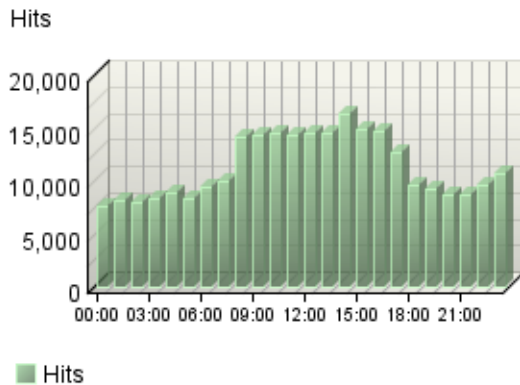
Hits Trend



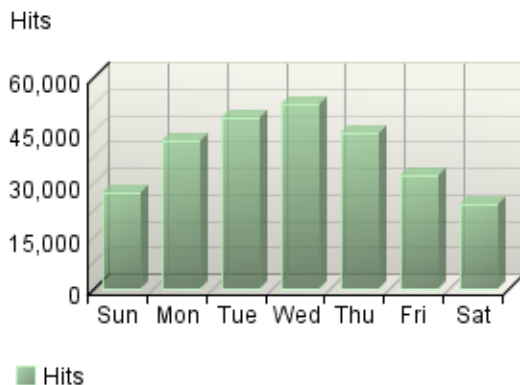
Activity Dashboard

This displays key graphs and tables that provide an overview of the Activity chapter. When viewing through the on-demand interface, you can click on the title of a graph or table to navigate to the corresponding page.

Hits by Hour of the Day



Hits by Day of the Week



Most Active Summary

Most Active Date	1/18/07
Number of Hits on Most Active Date	13,617
Most Active Day of the Week	Wednesday
Most Active Hour of the Day	14:00-14:59

Least Active Summary

Least Active Date	1/1/07
Number of Hits on Least Active Date	4,195
Least Active Day of the Week	Saturday
Least Active Hour of the Day	00:00-00:59

Activity on Weekdays Summary

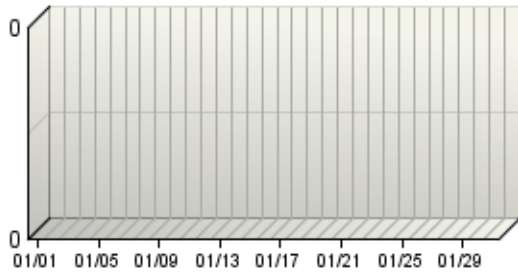
Total Hits Weekdays	219,046
Total Visits Weekdays	71,392
Average Number of Visits per day on Weekdays	3,104
Average Number of Hits per day on Weekdays	9,523

Activity on Weekends Summary

Total Hits Weekend	51,611
Total Visits Weekend	16,965
Average Number of Visits per Weekend	4,241
Average Number of Hits per Weekend	12,902

Average Time to Serve Pages

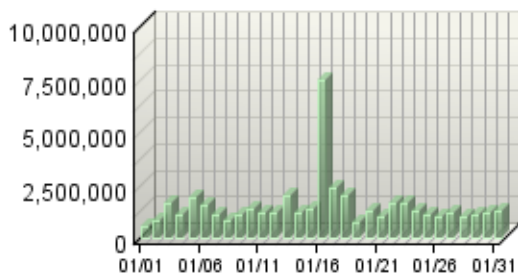
Average Time to Serve



■ Average Time to Serve

Bandwidth: Kbytes Transferred Trend

Kbytes Transferred

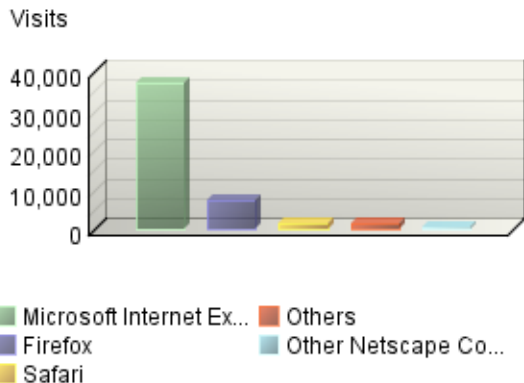


■ Kbytes Transferred

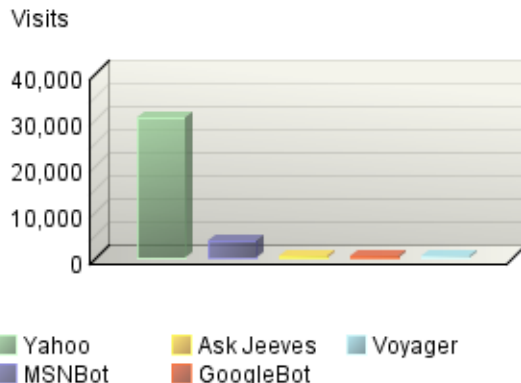
Browsers and Platforms Dashboard

This displays key graphs and tables that provide an overview of the Browsers and Platforms chapter. When viewing through the on-demand interface, you can click on the title of a graph or table to navigate to the corresponding page.

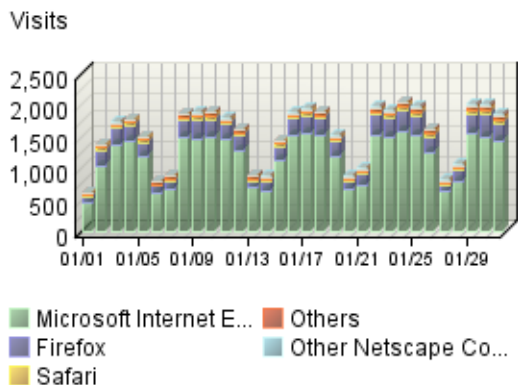
Browsers



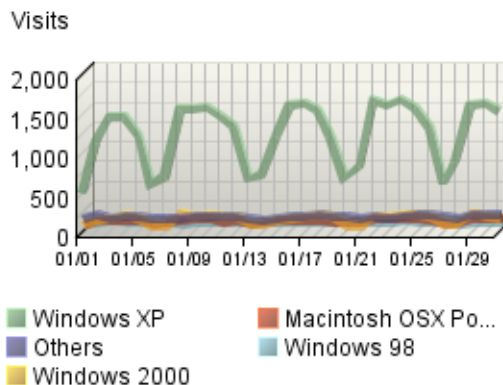
Spiders



Browsers Trend



Platforms Trend



WAP Devices

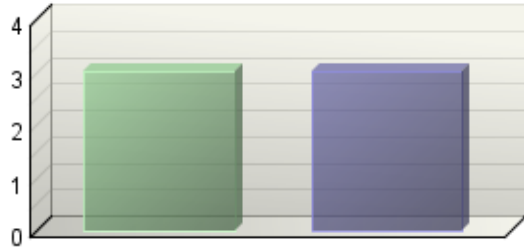
No data is available for this graph.

Palm Devices

No data is available for this graph.

WAP Browsers

Visits



■ Nokia WAP Browser ■ QC UP Browser

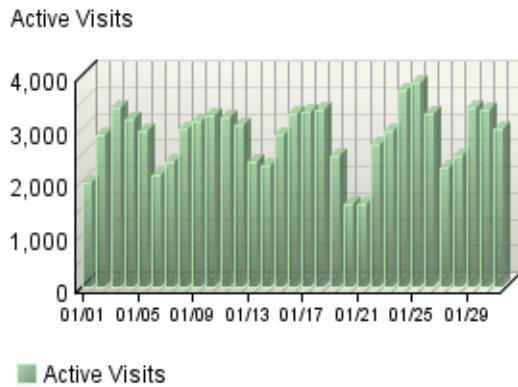
Palm Browsers

No data is available for this graph.

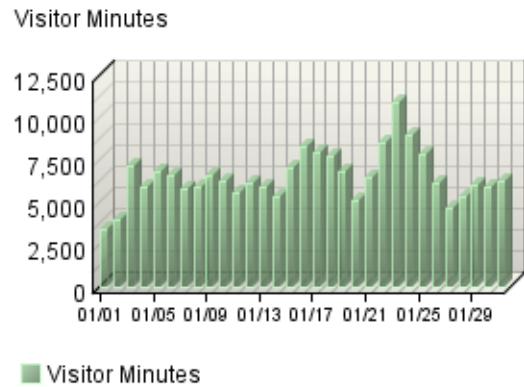
Visitors Dashboard

This displays key graphs and tables that provide an overview of the Visitors chapter. When viewing through the on-demand interface, you can click on the title of a graph or table to navigate to the corresponding page.

Active Visits Trend



Visitor Minutes Trend



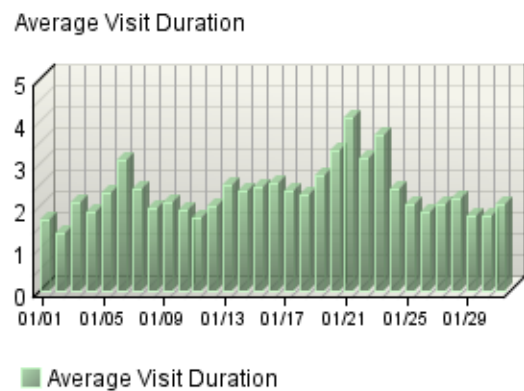
Visitor Summary

Visitors	41,431
Visitors Who Visited Once	35,223
Visitors Who Visited More Than Once	6,208
Average Visits per Visitor	2.13

Visit Summary

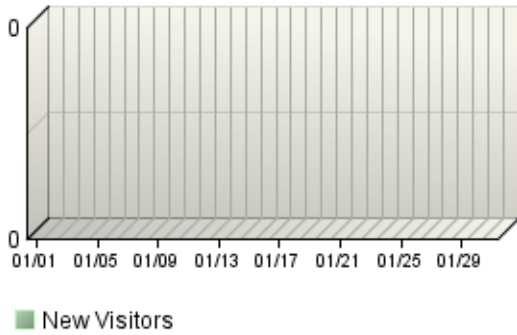
Visits	88,357
Average per Day	2,850
Average Visit Duration	00:11:30
Median Visit Duration	00:01:50
International Visits	20.78%
Visits of Unknown Origin	0.00%
Visits from Your Country: United States (US)	79.22%

Average Length of Visit Trend



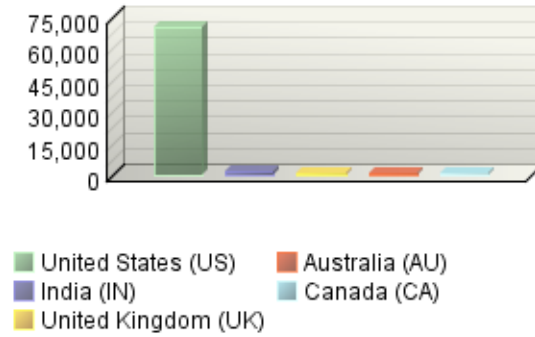
New Visitors Trend

New Visitors



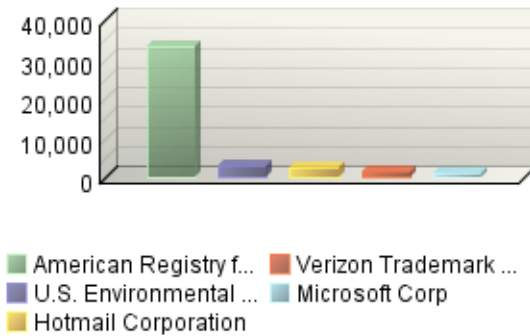
Countries

Visits



Organizations

Visits

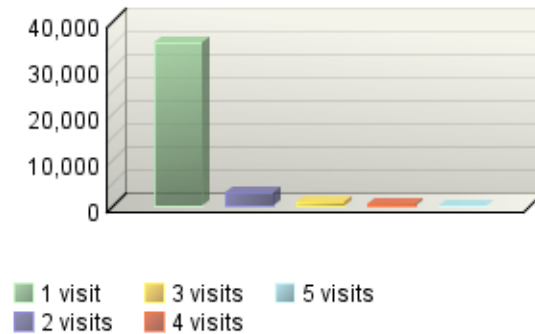


Authenticated Usernames

No data is available for this graph.

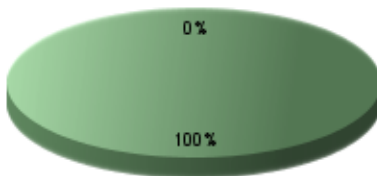
Visitors by Number of Visits

Visitors



New vs. Return Visits

Visits



- Returning Visitors
- Visitors Not Accepting Cookies

Top Visitors

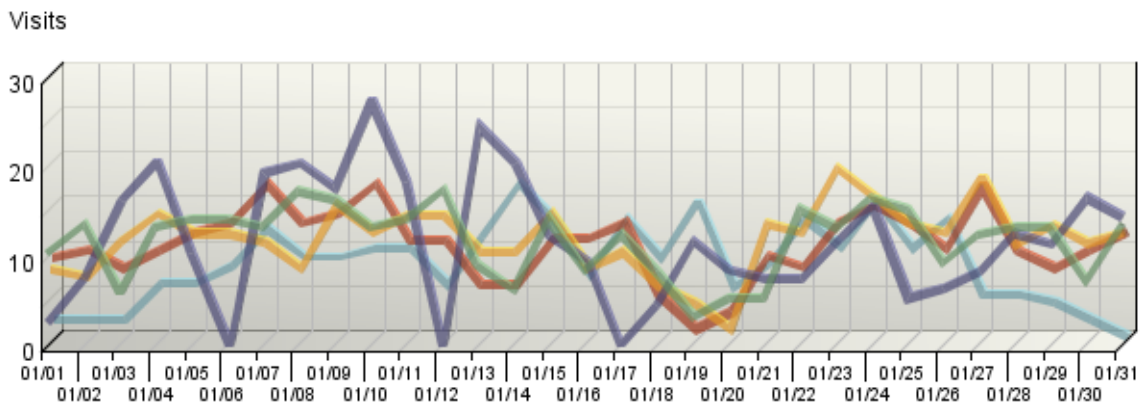


livebot-207-46-98-1... livebot-207-46-98-1...
egspd42021.ask.co... bl1sch2083018.phx...
livebot-207-46-98-1...

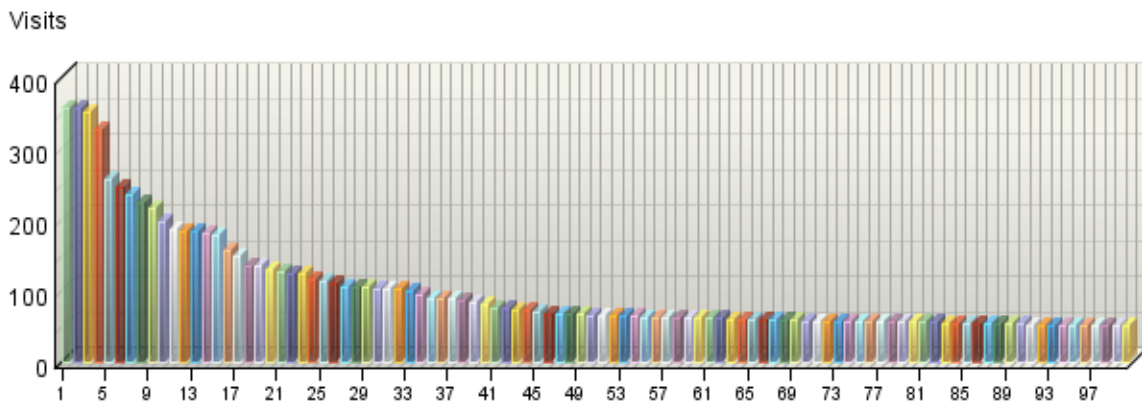
Top Visitors

This report identifies the IP address, domain name, or cookie of each visitor, and identifies the visitor's activity level on the site. If you use cookies to track visits, WebTrends can differentiate between hits from different visitors with the same IP address.

Top Visitors Trend



Top Visitors



Top Visitors

	Visitor	Visits	% Visits	Hits
■ 1.	livebot-207-46-98-148.search.live.com_msnbot/1.0 (+http://search.msn.com/msnbot.htm)	356	0.40%	2,183
■ 2.	egspd42021.ask.com_Mozilla/2.0 (compatible; Ask Jeeves/Teoma)	356	0.40%	1,217

	Visitor	Visits	% Visits	Hits
3.	livebot-207-46-98-149.search.live.com_msnbot/1.0 (+http://search.msn.com/msnbot.htm)	351	0.40%	2,447
4.	livebot-207-46-98-147.search.live.com_msnbot/1.0 (+http://search.msn.com/msnbot.htm)	326	0.37%	1,547
5.	bl1sch2083018.phx.gbl_msnbot/1.0 (+http://search.msn.com/msnbot.htm)	258	0.29%	470
6.	livebot-65-55-210-97.search.live.com_msnbot/1.0 (+http://search.msn.com/msnbot.htm)	245	0.28%	698
7.	livebot-65-55-210-93.search.live.com_msnbot/1.0 (+http://search.msn.com/msnbot.htm)	236	0.27%	506
8.	livebot-65-55-210-95.search.live.com_msnbot/1.0 (+http://search.msn.com/msnbot.htm)	223	0.25%	579
9.	livebot-65-55-210-92.search.live.com_msnbot/1.0 (+http://search.msn.com/msnbot.htm)	217	0.25%	467
10.	by1sch4041913.phx.gbl_msnbot/1.0 (+http://search.msn.com/msnbot.htm)	196	0.22%	1,243
11.	crawl2.cosmixcorp.com_voyager/1.0	186	0.21%	356
12.	livebot-65-55-210-90.search.live.com_msnbot/1.0 (+http://search.msn.com/msnbot.htm)	185	0.21%	398
13.	lm502038.inktomisearch.com_Mozilla/5.0 (compatible; Yahoo! Slurp; http://help.yahoo.com/help/us/ysearch/slurp)	183	0.21%	208
14.	lm502037.inktomisearch.com_Mozilla/5.0 (compatible; Yahoo! Slurp; http://help.yahoo.com/help/us/ysearch/slurp)	182	0.21%	191
15.	livebot-64-4-8-137.search.live.com_msnbot/1.0 (+http://search.msn.com/msnbot.htm)	178	0.20%	313
16.	crawl5.exabot.com_Exabot/3.0	157	0.18%	208
17.	lm502000.inktomisearch.com_Mozilla/5.0 (compatible; Yahoo! Slurp; http://help.yahoo.com/help/us/ysearch/slurp)	149	0.17%	152
18.	lm502039.inktomisearch.com_Mozilla/5.0 (compatible; Yahoo! Slurp; http://help.yahoo.com/help/us/ysearch/slurp)	135	0.15%	150
19.	lm502011.inktomisearch.com_Mozilla/5.0 (compatible; Yahoo! Slurp; http://help.yahoo.com/help/us/ysearch/slurp)	134	0.15%	182
20.	livebot-65-55-215-18.search.live.com_msnbot/1.0 (+http://search.msn.com/msnbot.htm)	130	0.15%	230
21.	8a.82.3845.static.theplanet.com_Factbot 1.09 (see http://www.factbites.com/webmasters.php)	128	0.14%	189
22.	livebot-65-55-210-89.search.live.com_msnbot/1.0 (+http://search.msn.com/msnbot.htm)	124	0.14%	291
23.	livebot-65-55-213-109.search.live.com_msnbot-media/1.0 (+http://search.msn.com/msnbot.htm)	124	0.14%	1,324

	Visitor	Visits	% Visits	Hits
24.	66-195-172-130.static.twtelecom.net_Mozilla/4.0 (compatible; MSIE 5.5; Windows NT 5.0) Fetch API Request	115	0.13%	1,827
25.	134.67.34.12_Mozilla/4.0 (compatible; MSIE 6.0; Windows NT 5.1; SV1)	113	0.13%	681
26.	71-13-115-117.static.mdsn.wi.charter.com_bot/1.0 (bot; http://; bot@bot.bot)	110	0.12%	839
27.	natcrawlbloc01.net.m1.fti.net_Mozilla/4.0 (compatible; MSIE 5.0; Windows 95) VoilaBot BETA 1.2 (http://www.voila.com/)	106	0.12%	166
28.	205.150.150.18_Mozilla/4.0 (compatible; MSIE 6.0; Windows NT 5.1)	106	0.12%	201
29.	natcrawlbloc03.net.m1.fti.net_Mozilla/4.0 (compatible; MSIE 5.0; Windows 95) VoilaBot BETA 1.2 (http://www.voila.com/)	105	0.12%	141
30.	sv-crawlfw4.looksmart.com_Mozilla/4.0 compatible ZyBorg/1.0 (wn-14.zyborg@looksmart.net; http://www.WISEnutbot.com)	103	0.12%	225
31.	crawl1.cosmixcorp.com_voyager/1.0	103	0.12%	111
32.	livebot-65-55-210-91.search.live.com_msnbot/1.0 (+http://search.msn.com/msnbot.htm)	102	0.12%	252
33.	names.MBL.EDU_-	100	0.11%	130
34.	198-76-172-91.cos.com_libwww-perl/5.805	95	0.11%	178
35.	BOSTON.LTI.CS.CMU.EDU_Wget/1.9+cvs-stable (Red Hat modified)	90	0.10%	487
36.	lm502012.inktomisearch.com_Mozilla/5.0 (compatible; Yahoo! Slurp; http://help.yahoo.com/help/us/ysearch/slurp)	88	0.10%	110
37.	lm502041.inktomisearch.com_Mozilla/5.0 (compatible; Yahoo! Slurp; http://help.yahoo.com/help/us/ysearch/slurp)	88	0.10%	170
38.	crawl5.exabot.com_Mozilla/5.0 (compatible; Exabot/3.0; +http://www.exabot.com/go/robot)	86	0.10%	143
39.	213-145-165-82.dd.nextgentel.com_Java/1.5.0_04	84	0.10%	183
40.	livebot-65-55-210-94.search.live.com_msnbot/1.0 (+http://search.msn.com/msnbot.htm)	81	0.09%	190
41.	crawl-66-249-66-240.googlebot.com_Mozilla/5.0 (compatible; Googlebot/2.1; +http://www.google.com/bot.html)	77	0.09%	2,232
42.	220.181.19.173_sogou spider	76	0.09%	161
43.	fortitude.dixievalley.net_Mozilla/5.0 (compatible; Googlebot/2.1; +http://www.google.com/bot.html)	74	0.08%	95
44.	lj611913.inktomisearch.com_Mozilla/5.0 (compatible; Yahoo! Slurp; http://help.yahoo.com/help/us/ysearch/slurp)	73	0.08%	79

	Visitor	Visits	% Visits	Hits
45.	161.80.46.124_Mozilla/4.0 (compatible; MSIE 6.0; Windows NT 5.1; SV1; .NET CLR 1.1.4322; .NET CLR 2.0.50727)	70	0.08%	358
46.	lm502009.inktomisearch.com_Mozilla/5.0 (compatible; Yahoo! Slurp; http://help.yahoo.com/help/us/ysearch/slurp)	68	0.08%	103
47.	lj611762.inktomisearch.com_Mozilla/5.0 (compatible; Yahoo! Slurp; http://help.yahoo.com/help/us/ysearch/slurp)	68	0.08%	76
48.	lj612296.inktomisearch.com_Mozilla/5.0 (compatible; Yahoo! Slurp; http://help.yahoo.com/help/us/ysearch/slurp)	68	0.08%	70
49.	161.80.170.168_Mozilla/4.0 (compatible; MSIE 6.0; Windows NT 5.1; SV1; .NET CLR 1.1.4322; .NET CLR 2.0.50727)	67	0.08%	315
50.	lj611290.inktomisearch.com_Mozilla/5.0 (compatible; Yahoo! Slurp; http://help.yahoo.com/help/us/ysearch/slurp)	66	0.07%	69
51.	lj611904.inktomisearch.com_Mozilla/5.0 (compatible; Yahoo! Slurp; http://help.yahoo.com/help/us/ysearch/slurp)	66	0.07%	71
52.	lj611531.inktomisearch.com_Mozilla/5.0 (compatible; Yahoo! Slurp; http://help.yahoo.com/help/us/ysearch/slurp)	66	0.07%	108
53.	lj611476.inktomisearch.com_Mozilla/5.0 (compatible; Yahoo! Slurp; http://help.yahoo.com/help/us/ysearch/slurp)	65	0.07%	68
54.	lj611792.inktomisearch.com_Mozilla/5.0 (compatible; Yahoo! Slurp; http://help.yahoo.com/help/us/ysearch/slurp)	64	0.07%	67
55.	8.7.22.194_Mozilla/5.0 (compatible; MSIE 6.0; Windows NT 5.1;)	63	0.07%	472
56.	port-64-1954266-zzt0prespect.devices.datareturn.com_Mozilla/5.0 (Windows; U; Windows NT 5.1; en-US; rv:1.8.0.4) Gecko/20060508 Firefox/1.5.0.4	63	0.07%	87
57.	lj611379.inktomisearch.com_Mozilla/5.0 (compatible; Yahoo! Slurp; http://help.yahoo.com/help/us/ysearch/slurp)	62	0.07%	62
58.	lj611402.inktomisearch.com_Mozilla/5.0 (compatible; Yahoo! Slurp; http://help.yahoo.com/help/us/ysearch/slurp)	62	0.07%	63
59.	lj611185.inktomisearch.com_Mozilla/5.0 (compatible; Yahoo! Slurp; http://help.yahoo.com/help/us/ysearch/slurp)	62	0.07%	67
60.	lj611863.inktomisearch.com_Mozilla/5.0 (compatible; Yahoo! Slurp; http://help.yahoo.com/help/us/ysearch/slurp)	61	0.07%	63
61.	74.6.70.41_Mozilla/5.0 (compatible; Yahoo! Slurp; http://help.yahoo.com/help/us/ysearch/slurp)	61	0.07%	70

	Visitor	Visits	% Visits	Hits
62.	lj612102.inktomisearch.com_Mozilla/5.0 (compatible; Yahoo! Slurp; http://help.yahoo.com/help/us/ysearch/slurp)	61	0.07%	64
63.	lm502019.inktomisearch.com_Mozilla/5.0 (compatible; Yahoo! Slurp; http://help.yahoo.com/help/us/ysearch/slurp)	60	0.07%	61
64.	egspd42147.ask.com_Mozilla/2.0 (compatible; Ask Jeeves/Teoma; +http://about.ask.com/en/docs/about/webmasters.shtml)	60	0.07%	355
65.	lj611735.inktomisearch.com_Mozilla/5.0 (compatible; Yahoo! Slurp; http://help.yahoo.com/help/us/ysearch/slurp)	60	0.07%	81
66.	lj611877.inktomisearch.com_Mozilla/5.0 (compatible; Yahoo! Slurp; http://help.yahoo.com/help/us/ysearch/slurp)	60	0.07%	60
67.	lj612087.inktomisearch.com_Mozilla/5.0 (compatible; Yahoo! Slurp; http://help.yahoo.com/help/us/ysearch/slurp)	59	0.07%	61
68.	kcraw110.hj.re3.yahoo.com_YahooSeeker/CafeKelsa (compatible; Konqueror/3.2; FreeBSD ; http://help.yahoo.com/help/hotjobs/webmaster) (KHTML, like Gecko)	59	0.07%	3,086
69.	lj611117.inktomisearch.com_Mozilla/5.0 (compatible; Yahoo! Slurp; http://help.yahoo.com/help/us/ysearch/slurp)	59	0.07%	79
70.	lj611985.inktomisearch.com_Mozilla/5.0 (compatible; Yahoo! Slurp; http://help.yahoo.com/help/us/ysearch/slurp)	58	0.07%	81
71.	134.67.99.163_NLESE USEPA	58	0.07%	4,423
72.	64.208.172.179_ia_archiver	58	0.07%	199
73.	161.80.46.247_Mozilla/4.0 (compatible; MSIE 6.0; Windows NT 5.1; SV1; .NET CLR 1.1.4322; .NET CLR 2.0.50727; InfoPath.1)	58	0.07%	255
74.	crawl-66-249-65-15.googlebot.com_Mozilla/5.0 (compatible; Googlebot/2.1; +http://www.google.com/bot.html)	57	0.06%	1,326
75.	lj611041.inktomisearch.com_Mozilla/5.0 (compatible; Yahoo! Slurp; http://help.yahoo.com/help/us/ysearch/slurp)	57	0.06%	60
76.	lj611181.inktomisearch.com_Mozilla/5.0 (compatible; Yahoo! Slurp; http://help.yahoo.com/help/us/ysearch/slurp)	57	0.06%	60
77.	egspd42212.ask.com_Mozilla/2.0 (compatible; Ask Jeeves/Teoma; +http://about.ask.com/en/docs/about/webmasters.shtml)	56	0.06%	2,513
78.	lj611469.inktomisearch.com_Mozilla/5.0 (compatible; Yahoo! Slurp; http://help.yahoo.com/help/us/ysearch/slurp)	56	0.06%	81

	Visitor	Visits	% Visits	Hits
79.	livebot-65-55-215-20.search.live.com_msnbot/1.0 (+http://search.msn.com/msnbot.htm)	56	0.06%	197
80.	lj602269.inktomisearch.com_Mozilla/5.0 (compatible; Yahoo! Slurp; http://help.yahoo.com/help/us/ysearch/slurp)	56	0.06%	70
81.	64.124.85.75.become.com_Mozilla/5.0 (compatible; BecomeBot/3.0; +http://www.become.com/site_owners.html)	56	0.06%	118
82.	lj611959.inktomisearch.com_Mozilla/5.0 (compatible; Yahoo! Slurp; http://help.yahoo.com/help/us/ysearch/slurp)	56	0.06%	59
83.	lj612141.inktomisearch.com_Mozilla/5.0 (compatible; Yahoo! Slurp; http://help.yahoo.com/help/us/ysearch/slurp)	55	0.06%	61
84.	lj611054.inktomisearch.com_Mozilla/5.0 (compatible; Yahoo! Slurp; http://help.yahoo.com/help/us/ysearch/slurp)	55	0.06%	86
85.	lj611380.inktomisearch.com_Mozilla/5.0 (compatible; Yahoo! Slurp; http://help.yahoo.com/help/us/ysearch/slurp)	55	0.06%	56
86.	lj612305.inktomisearch.com_Mozilla/5.0 (compatible; Yahoo! Slurp; http://help.yahoo.com/help/us/ysearch/slurp)	54	0.06%	55
87.	lj611248.inktomisearch.com_Mozilla/5.0 (compatible; Yahoo! Slurp; http://help.yahoo.com/help/us/ysearch/slurp)	54	0.06%	56
88.	lj611378.inktomisearch.com_Mozilla/5.0 (compatible; Yahoo! Slurp; http://help.yahoo.com/help/us/ysearch/slurp)	54	0.06%	62
89.	lj611731.inktomisearch.com_Mozilla/5.0 (compatible; Yahoo! Slurp; http://help.yahoo.com/help/us/ysearch/slurp)	53	0.06%	57
90.	lj611561.inktomisearch.com_Mozilla/5.0 (compatible; Yahoo! Slurp; http://help.yahoo.com/help/us/ysearch/slurp)	53	0.06%	54
91.	lj611550.inktomisearch.com_Mozilla/5.0 (compatible; Yahoo! Slurp; http://help.yahoo.com/help/us/ysearch/slurp)	52	0.06%	52
92.	lj611065.inktomisearch.com_Mozilla/5.0 (compatible; Yahoo! Slurp; http://help.yahoo.com/help/us/ysearch/slurp)	52	0.06%	53
93.	ip-148-190-209-63.razorservers.com_-	52	0.06%	82
94.	134.67.99.162_NLESE USEPA	52	0.06%	2,139
95.	lj611338.inktomisearch.com_Mozilla/5.0 (compatible; Yahoo! Slurp; http://help.yahoo.com/help/us/ysearch/slurp)	52	0.06%	58
96.	lj612514.inktomisearch.com_Mozilla/5.0 (compatible; Yahoo! Slurp; http://help.yahoo.com/help/us/ysearch/slurp)	52	0.06%	56

	Visitor	Visits	% Visits	Hits
97.	lj611470.inktomisearch.com_Mozilla/5.0 (compatible; Yahoo! Slurp; http://help.yahoo.com/help/us/ysearch/slurp)	52	0.06%	56
98.	lj611486.inktomisearch.com_Mozilla/5.0 (compatible; Yahoo! Slurp; http://help.yahoo.com/help/us/ysearch/slurp)	52	0.06%	56
99.	lj611912.inktomisearch.com_Mozilla/5.0 (compatible; Yahoo! Slurp; http://help.yahoo.com/help/us/ysearch/slurp)	51	0.06%	51
100.	lj611620.inktomisearch.com_Mozilla/5.0 (compatible; Yahoo! Slurp; http://help.yahoo.com/help/us/ysearch/slurp)	51	0.06%	62
101.	lj611435.inktomisearch.com_Mozilla/5.0 (compatible; Yahoo! Slurp; http://help.yahoo.com/help/us/ysearch/slurp)	50	0.06%	53
102.	lj611126.inktomisearch.com_Mozilla/5.0 (compatible; Yahoo! Slurp; http://help.yahoo.com/help/us/ysearch/slurp)	50	0.06%	72
103.	lj611074.inktomisearch.com_Mozilla/5.0 (compatible; Yahoo! Slurp; http://help.yahoo.com/help/us/ysearch/slurp)	50	0.06%	51
104.	lj611484.inktomisearch.com_Mozilla/5.0 (compatible; Yahoo! Slurp; http://help.yahoo.com/help/us/ysearch/slurp)	50	0.06%	72
105.	lj612264.inktomisearch.com_Mozilla/5.0 (compatible; Yahoo! Slurp; http://help.yahoo.com/help/us/ysearch/slurp)	50	0.06%	70
106.	lj611215.inktomisearch.com_Mozilla/5.0 (compatible; Yahoo! Slurp; http://help.yahoo.com/help/us/ysearch/slurp)	49	0.06%	53
107.	lj602283.inktomisearch.com_Mozilla/5.0 (compatible; Yahoo! Slurp; http://help.yahoo.com/help/us/ysearch/slurp)	49	0.06%	66
108.	lj602206.inktomisearch.com_Mozilla/5.0 (compatible; Yahoo! Slurp; http://help.yahoo.com/help/us/ysearch/slurp)	49	0.06%	53
109.	lj611967.inktomisearch.com_Mozilla/5.0 (compatible; Yahoo! Slurp; http://help.yahoo.com/help/us/ysearch/slurp)	49	0.06%	50
110.	lj611320.inktomisearch.com_Mozilla/5.0 (compatible; Yahoo! Slurp; http://help.yahoo.com/help/us/ysearch/slurp)	49	0.06%	52
111.	lj611014.inktomisearch.com_Mozilla/5.0 (compatible; Yahoo! Slurp; http://help.yahoo.com/help/us/ysearch/slurp)	49	0.06%	52
112.	lj611024.inktomisearch.com_Mozilla/5.0 (compatible; Yahoo! Slurp; http://help.yahoo.com/help/us/ysearch/slurp)	49	0.06%	56

	Visitor	Visits	% Visits	Hits
113.	70.42.51.20_FAST Enterprise Crawler 6 / Scirus scirus-crawler@fast.no; http://www.scirus.com/srsapp/contactus/	49	0.06%	5,029
114.	lj611358.inktomisearch.com_Mozilla/5.0 (compatible; Yahoo! Slurp; http://help.yahoo.com/help/us/ysearch/slurp)	49	0.06%	52
115.	lj611608.inktomisearch.com_Mozilla/5.0 (compatible; Yahoo! Slurp; http://help.yahoo.com/help/us/ysearch/slurp)	49	0.06%	57
116.	lj612119.inktomisearch.com_Mozilla/5.0 (compatible; Yahoo! Slurp; http://help.yahoo.com/help/us/ysearch/slurp)	48	0.05%	51
117.	lj612389.inktomisearch.com_Mozilla/5.0 (compatible; Yahoo! Slurp; http://help.yahoo.com/help/us/ysearch/slurp)	47	0.05%	53
118.	lj611096.inktomisearch.com_Mozilla/5.0 (compatible; Yahoo! Slurp; http://help.yahoo.com/help/us/ysearch/slurp)	47	0.05%	51
119.	lj611917.inktomisearch.com_Mozilla/5.0 (compatible; Yahoo! Slurp; http://help.yahoo.com/help/us/ysearch/slurp)	47	0.05%	52
120.	lj611331.inktomisearch.com_Mozilla/5.0 (compatible; Yahoo! Slurp; http://help.yahoo.com/help/us/ysearch/slurp)	47	0.05%	47
121.	lj612116.inktomisearch.com_Mozilla/5.0 (compatible; Yahoo! Slurp; http://help.yahoo.com/help/us/ysearch/slurp)	47	0.05%	48
122.	livebot-65-55-235-165.search.live.com_msnbot-media/1.0 (+http://search.msn.com/msnbot.htm)	47	0.05%	111
123.	lj611529.inktomisearch.com_Mozilla/5.0 (compatible; Yahoo! Slurp; http://help.yahoo.com/help/us/ysearch/slurp)	47	0.05%	50
124.	lj611703.inktomisearch.com_Mozilla/5.0 (compatible; Yahoo! Slurp; http://help.yahoo.com/help/us/ysearch/slurp)	47	0.05%	50
125.	lj611871.inktomisearch.com_Mozilla/5.0 (compatible; Yahoo! Slurp; http://help.yahoo.com/help/us/ysearch/slurp)	47	0.05%	48
126.	lj611815.inktomisearch.com_Mozilla/5.0 (compatible; Yahoo! Slurp; http://help.yahoo.com/help/us/ysearch/slurp)	46	0.05%	46
127.	66.36.241.193.svabuse.info_-	46	0.05%	46
128.	lj611405.inktomisearch.com_Mozilla/5.0 (compatible; Yahoo! Slurp; http://help.yahoo.com/help/us/ysearch/slurp)	46	0.05%	70
129.	lj611187.inktomisearch.com_Mozilla/5.0 (compatible; Yahoo! Slurp; http://help.yahoo.com/help/us/ysearch/slurp)	46	0.05%	64

	Visitor	Visits	% Visits	Hits
130.	68.42.65.3_Mozilla/4.0 (compatible; MSIE 6.0; Windows NT 5.1; SV1; .NET CLR 1.1.4322; InfoPath.1; .NET CLR 2.0.50727)	46	0.05%	79
131.	lj612049.inktomisearch.com_Mozilla/5.0 (compatible; Yahoo! Slurp; http://help.yahoo.com/help/us/ysearch/slurp)	46	0.05%	49
132.	lj612216.inktomisearch.com_Mozilla/5.0 (compatible; Yahoo! Slurp; http://help.yahoo.com/help/us/ysearch/slurp)	46	0.05%	46
133.	lj611599.inktomisearch.com_Mozilla/5.0 (compatible; Yahoo! Slurp; http://help.yahoo.com/help/us/ysearch/slurp)	45	0.05%	48
134.	lj611592.inktomisearch.com_Mozilla/5.0 (compatible; Yahoo! Slurp; http://help.yahoo.com/help/us/ysearch/slurp)	45	0.05%	47
135.	lj612246.inktomisearch.com_Mozilla/5.0 (compatible; Yahoo! Slurp; http://help.yahoo.com/help/us/ysearch/slurp)	45	0.05%	52
136.	lj602241.inktomisearch.com_Mozilla/5.0 (compatible; Yahoo! Slurp; http://help.yahoo.com/help/us/ysearch/slurp)	45	0.05%	46
137.	lj602282.inktomisearch.com_Mozilla/5.0 (compatible; Yahoo! Slurp; http://help.yahoo.com/help/us/ysearch/slurp)	45	0.05%	54
138.	lj612126.inktomisearch.com_Mozilla/5.0 (compatible; Yahoo! Slurp; http://help.yahoo.com/help/us/ysearch/slurp)	45	0.05%	56
139.	lj611908.inktomisearch.com_Mozilla/5.0 (compatible; Yahoo! Slurp; http://help.yahoo.com/help/us/ysearch/slurp)	45	0.05%	46
140.	lj611603.inktomisearch.com_Mozilla/5.0 (compatible; Yahoo! Slurp; http://help.yahoo.com/help/us/ysearch/slurp)	45	0.05%	46
141.	lj611495.inktomisearch.com_Mozilla/5.0 (compatible; Yahoo! Slurp; http://help.yahoo.com/help/us/ysearch/slurp)	44	0.05%	46
142.	lm502006.inktomisearch.com_Mozilla/5.0 (compatible; Yahoo! Slurp; http://help.yahoo.com/help/us/ysearch/slurp)	44	0.05%	44
143.	lj611860.inktomisearch.com_Mozilla/5.0 (compatible; Yahoo! Slurp; http://help.yahoo.com/help/us/ysearch/slurp)	44	0.05%	46
144.	lj612562.inktomisearch.com_Mozilla/5.0 (compatible; Yahoo! Slurp; http://help.yahoo.com/help/us/ysearch/slurp)	44	0.05%	49
145.	lj611330.inktomisearch.com_Mozilla/5.0 (compatible; Yahoo! Slurp; http://help.yahoo.com/help/us/ysearch/slurp)	44	0.05%	44

	Visitor	Visits	% Visits	Hits
146.	lj611400.inktomisearch.com_Mozilla/5.0 (compatible; Yahoo! Slurp; http://help.yahoo.com/help/us/ysearch/slurp)	44	0.05%	47
147.	lj611184.inktomisearch.com_Mozilla/5.0 (compatible; Yahoo! Slurp; http://help.yahoo.com/help/us/ysearch/slurp)	44	0.05%	44
148.	lj611851.inktomisearch.com_Mozilla/5.0 (compatible; Yahoo! Slurp; http://help.yahoo.com/help/us/ysearch/slurp)	44	0.05%	47
149.	72.30.216.106_Mozilla/5.0 (compatible; Yahoo! Slurp; http://help.yahoo.com/help/us/ysearch/slurp)	44	0.05%	44
150.	lj611525.inktomisearch.com_Mozilla/5.0 (compatible; Yahoo! Slurp; http://help.yahoo.com/help/us/ysearch/slurp)	44	0.05%	46
151.	lj611205.inktomisearch.com_Mozilla/5.0 (compatible; Yahoo! Slurp; http://help.yahoo.com/help/us/ysearch/slurp)	44	0.05%	46
152.	lj611234.inktomisearch.com_Mozilla/5.0 (compatible; Yahoo! Slurp; http://help.yahoo.com/help/us/ysearch/slurp)	44	0.05%	47
153.	lj611080.inktomisearch.com_Mozilla/5.0 (compatible; Yahoo! Slurp; http://help.yahoo.com/help/us/ysearch/slurp)	43	0.05%	44
154.	lj611385.inktomisearch.com_Mozilla/5.0 (compatible; Yahoo! Slurp; http://help.yahoo.com/help/us/ysearch/slurp)	43	0.05%	44
155.	crawl-66-249-72-233.googlebot.com_Mozilla/5.0 (compatible; Googlebot/2.1; +http://www.google.com/bot.html)	43	0.05%	1,587
156.	lj611742.inktomisearch.com_Mozilla/5.0 (compatible; Yahoo! Slurp; http://help.yahoo.com/help/us/ysearch/slurp)	43	0.05%	43
157.	38.98.120.78_ShopWiki/1.0 (+http://www.shopwiki.com/wiki/Help:Bot)	43	0.05%	617
158.	lj611122.inktomisearch.com_Mozilla/5.0 (compatible; Yahoo! Slurp; http://help.yahoo.com/help/us/ysearch/slurp)	43	0.05%	43
159.	lj602230.inktomisearch.com_Mozilla/5.0 (compatible; Yahoo! Slurp; http://help.yahoo.com/help/us/ysearch/slurp)	43	0.05%	47
160.	lj611571.inktomisearch.com_Mozilla/5.0 (compatible; Yahoo! Slurp; http://help.yahoo.com/help/us/ysearch/slurp)	43	0.05%	46
161.	lj611264.inktomisearch.com_Mozilla/5.0 (compatible; Yahoo! Slurp; http://help.yahoo.com/help/us/ysearch/slurp)	43	0.05%	48
162.	lm502010.inktomisearch.com_Mozilla/5.0 (compatible; Yahoo! Slurp; http://help.yahoo.com/help/us/ysearch/slurp)	43	0.05%	50

	Visitor	Visits	% Visits	Hits
163.	lj612255.inktomisearch.com_Mozilla/5.0 (compatible; Yahoo! Slurp; http://help.yahoo.com/help/us/ysearch/slurp)	43	0.05%	58
164.	egspd42137.ask.com_Mozilla/2.0 (compatible; Ask Jeeves/Teoma; +http://sp.ask.com/docs/about/tech_crawling.html)	43	0.05%	246
165.	lj611395.inktomisearch.com_Mozilla/5.0 (compatible; Yahoo! Slurp; http://help.yahoo.com/help/us/ysearch/slurp)	43	0.05%	46
166.	lj611036.inktomisearch.com_Mozilla/5.0 (compatible; Yahoo! Slurp; http://help.yahoo.com/help/us/ysearch/slurp)	43	0.05%	56
167.	lj611971.inktomisearch.com_Mozilla/5.0 (compatible; Yahoo! Slurp; http://help.yahoo.com/help/us/ysearch/slurp)	42	0.05%	43
168.	server1.onfirehosting.net_-	42	0.05%	74
169.	lj611610.inktomisearch.com_Mozilla/5.0 (compatible; Yahoo! Slurp; http://help.yahoo.com/help/us/ysearch/slurp)	42	0.05%	44
170.	lj612265.inktomisearch.com_Mozilla/5.0 (compatible; Yahoo! Slurp; http://help.yahoo.com/help/us/ysearch/slurp)	42	0.05%	42
171.	lm502024.inktomisearch.com_Mozilla/5.0 (compatible; Yahoo! Slurp; http://help.yahoo.com/help/us/ysearch/slurp)	42	0.05%	42
172.	lj611119.inktomisearch.com_Mozilla/5.0 (compatible; Yahoo! Slurp; http://help.yahoo.com/help/us/ysearch/slurp)	42	0.05%	44
173.	lj612044.inktomisearch.com_Mozilla/5.0 (compatible; Yahoo! Slurp; http://help.yahoo.com/help/us/ysearch/slurp)	42	0.05%	45
174.	livebot-65-55-210-96.search.live.com_msnbot/1.0 (+http://search.msn.com/msnbot.htm)	42	0.05%	90
175.	adsl-75-17-165-185.dsl.irvnca.sbcglobal.net_Mozilla/4.0 (compatible; MSIE 5.5; Windows NT 5.0)	42	0.05%	168
176.	lj611640.inktomisearch.com_Mozilla/5.0 (compatible; Yahoo! Slurp; http://help.yahoo.com/help/us/ysearch/slurp)	42	0.05%	46
177.	lj611848.inktomisearch.com_Mozilla/5.0 (compatible; Yahoo! Slurp; http://help.yahoo.com/help/us/ysearch/slurp)	42	0.05%	44
178.	lj611008.inktomisearch.com_Mozilla/5.0 (compatible; Yahoo! Slurp; http://help.yahoo.com/help/us/ysearch/slurp)	42	0.05%	42
179.	lj611439.inktomisearch.com_Mozilla/5.0 (compatible; Yahoo! Slurp; http://help.yahoo.com/help/us/ysearch/slurp)	42	0.05%	46

	Visitor	Visits	% Visits	Hits
180.	lj611052.inktomisearch.com_Mozilla/5.0 (compatible; Yahoo! Slurp; http://help.yahoo.com/help/us/ysearch/slurp)	42	0.05%	47
181.	lj611919.inktomisearch.com_Mozilla/5.0 (compatible; Yahoo! Slurp; http://help.yahoo.com/help/us/ysearch/slurp)	42	0.05%	45
182.	lj612043.inktomisearch.com_Mozilla/5.0 (compatible; Yahoo! Slurp; http://help.yahoo.com/help/us/ysearch/slurp)	42	0.05%	42
183.	lj611842.inktomisearch.com_Mozilla/5.0 (compatible; Yahoo! Slurp; http://help.yahoo.com/help/us/ysearch/slurp)	42	0.05%	45
184.	lj611183.inktomisearch.com_Mozilla/5.0 (compatible; Yahoo! Slurp; http://help.yahoo.com/help/us/ysearch/slurp)	41	0.05%	44
185.	livebot-65-55-210-88.search.live.com_msnbot/1.0 (+http://search.msn.com/msnbot.htm)	41	0.05%	74
186.	lj612333.inktomisearch.com_Mozilla/5.0 (compatible; Yahoo! Slurp; http://help.yahoo.com/help/us/ysearch/slurp)	41	0.05%	42
187.	lj611688.inktomisearch.com_Mozilla/5.0 (compatible; Yahoo! Slurp; http://help.yahoo.com/help/us/ysearch/slurp)	41	0.05%	54
188.	lj612270.inktomisearch.com_Mozilla/5.0 (compatible; Yahoo! Slurp; http://help.yahoo.com/help/us/ysearch/slurp)	41	0.05%	43
189.	lj611438.inktomisearch.com_Mozilla/5.0 (compatible; Yahoo! Slurp; http://help.yahoo.com/help/us/ysearch/slurp)	41	0.05%	45
190.	lj612125.inktomisearch.com_Mozilla/5.0 (compatible; Yahoo! Slurp; http://help.yahoo.com/help/us/ysearch/slurp)	41	0.05%	57
191.	lj611741.inktomisearch.com_Mozilla/5.0 (compatible; Yahoo! Slurp; http://help.yahoo.com/help/us/ysearch/slurp)	41	0.05%	43
192.	lj602264.inktomisearch.com_Mozilla/5.0 (compatible; Yahoo! Slurp; http://help.yahoo.com/help/us/ysearch/slurp)	41	0.05%	50
193.	193.93.236.17_-	41	0.05%	41
194.	74.6.70.59_Mozilla/5.0 (compatible; Yahoo! Slurp; http://help.yahoo.com/help/us/ysearch/slurp)	41	0.05%	41
195.	lj611699.inktomisearch.com_Mozilla/5.0 (compatible; Yahoo! Slurp; http://help.yahoo.com/help/us/ysearch/slurp)	41	0.05%	42
196.	lj612195.inktomisearch.com_Mozilla/5.0 (compatible; Yahoo! Slurp; http://help.yahoo.com/help/us/ysearch/slurp)	41	0.05%	46

	Visitor	Visits	% Visits	Hits
197.	lj612001.inktomisearch.com_Mozilla/5.0 (compatible; Yahoo! Slurp; http://help.yahoo.com/help/us/ysearch/slurp)	41	0.05%	46
198.	lj611444.inktomisearch.com_Mozilla/5.0 (compatible; Yahoo! Slurp; http://help.yahoo.com/help/us/ysearch/slurp)	40	0.05%	40
199.	lj611513.inktomisearch.com_Mozilla/5.0 (compatible; Yahoo! Slurp; http://help.yahoo.com/help/us/ysearch/slurp)	40	0.05%	42
200.	lj611068.inktomisearch.com_Mozilla/5.0 (compatible; Yahoo! Slurp; http://help.yahoo.com/help/us/ysearch/slurp)	40	0.05%	42
Subtotal for rows: 1 - 200		14,435	16.35%	55,240
Other		73,847	83.65%	215,028
Total		88,282	100.00%	270,268

items 1-200 of 5000

Top Visitors - Help Card



Column Definitions

Visitor

The IP address, domain name, or cookie of the visitor.

Visits

Number of times the specified visitor visited your site. A visit is a series of actions that begins when a visitor views their first page from the server, and ends when the visitor leaves the site or remains idle beyond the idle-time limit. The default idle-time limit is thirty minutes. This time limit can be changed by the system administrator.

Hits

Number of hits attributed to the specified visitor. Each file requested by a visitor registers as a hit. There can be several hits on each page. While the volume of hits reflects the amount of server traffic, it is not an accurate reflection of the number of pages viewed.



Report Descriptions

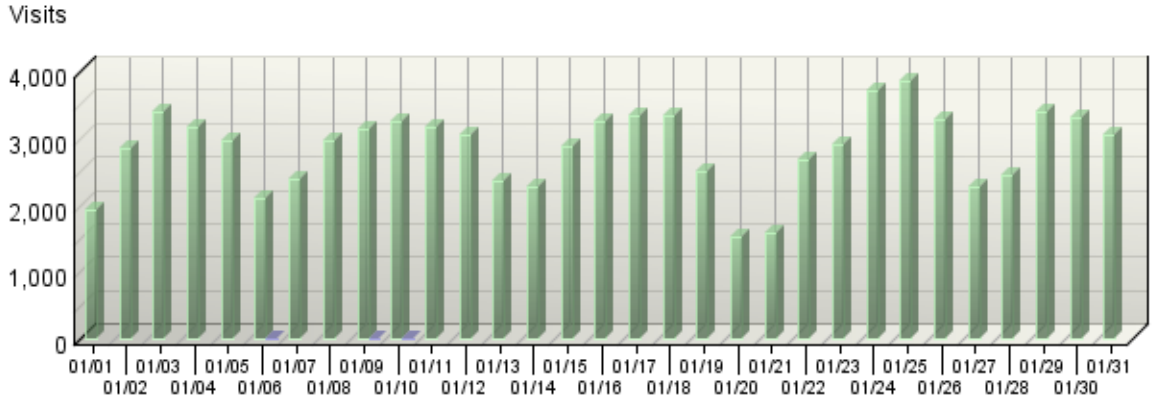
Consider the visitors who use the site most, and tailor your site to their interests and needs. If your site is an intranet, notice which employees use the site most, and find out what they like about it. You might also get feedback from those who use it the least and find out what they are looking for.

Note: If a visitor has a dynamic IP address, or if a group of visitors are behind a proxy server or firewall, this data might be misleading. In the case of a dynamic IP address, multiple IP addresses could be shown for a single visitor, and in the case of a firewall or proxy server, one IP address could be used by more than one visitor.

New vs. Return Visits

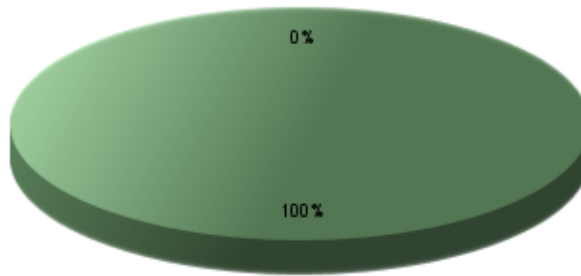
This report compares the number of visits by new and returning visitors to your site.

New vs. Return Visits Trend



New vs. Return Visits

Visits



■ Returning Visitors

■ Visitors Not Accepting Cookies

New vs. Return Visits

Visitor Type	Visits	% Visits
■ Returning Visitors	88,279	100.00%
■ Visitors Not Accepting Cookies	3	0.00%
Total	88,282	100.00%

items 1-2 of 2

New vs. Return Visits - Help Card



Column Definitions

New Visitors

Visitors whose visit starts without any cookie information but acquires a cookie (or multiple cookies) during the visit. For single-page visits there is no way (without the use of SmartSource Data Collection) to distinguish a new visitor from a visitor that does not accept cookies. As a result these visits are categorized as Visitors Not Accepting Cookies.

Returning Visitors

Visitors who already had a cookie from your site when they visited.

Visitors Not Accepting Cookies

Visitors not accepting cookies from your site. There is no way to determine if these visitors are new or returning. Note that Express Analysis does not report on this information.

Visits

Number of visits by visitors who fit into the specified visitor category. A visit is a series of actions that begins when a visitor views their first page from the server, and ends when the visitor leaves the site or remains idle beyond the idle-time limit. The default idle-time limit is thirty minutes. This time limit can be changed by the system administrator.

%

Percentage of visitors who fit into the specified visitor category.



Report Descriptions

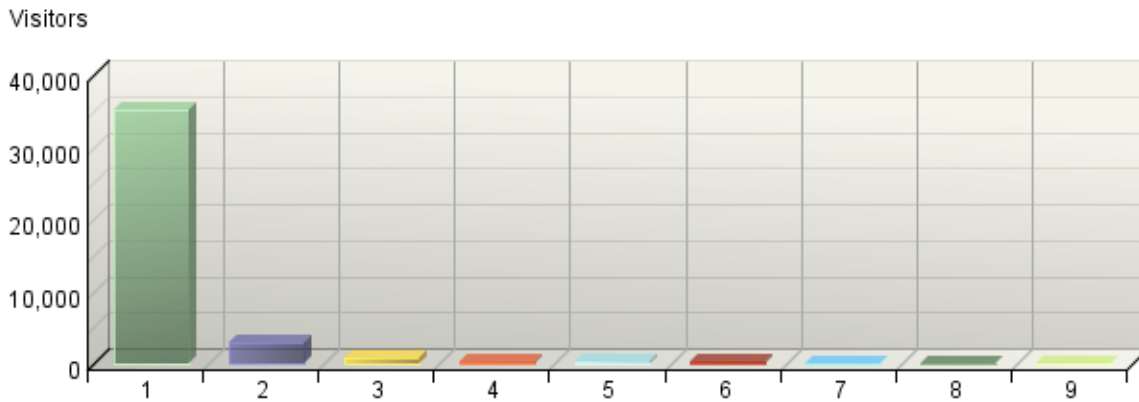
By tracking the ratio between new and return visits over a period of time, you can determine if your site is attracting enough returning visitors.

Note: This report uses only cookies to determine whether a visitor is new or returning. This information cannot therefore be correlated to visitor counts obtained using IP tracking. For example, when a visitor goes to a site that has session-based cookies but no permanent cookies, they will receive a cookie on their second hit and be labeled a new visitor. If they close their browser, wait an hour, and go back to the same site, they will have no cookies on their first hit (since the cookie they got previously was session-based) and will once again be issued a cookie on their second hit. If the site's logs are analyzed using the IP tracking method, the result is 1 unique visitor (determined using IP tracking), but 2 visits and 2 new or first-time visitors (determined using cookies).

Visitors by Number of Visits

This report shows the distribution of visitors based on how many times each visitor visited your site.

Visitors by Number of Visits



Visitors by Number of Visits

Number of Visits	Visitors	% Visitors
1 visit	35,223	85.02%
2 visits	2,913	7.03%
3 visits	815	1.97%
4 visits	385	0.93%
5 visits	207	0.50%
6 visits	155	0.37%
7 visits	130	0.31%
8 visits	117	0.28%
9 visits	99	0.24%
Other	1,387	3.35%
Total	41,431	100.00%

items 1-9 of 9

Visitors by Number of Visits - Help Card



Column Definitions

Number of Visits

The number of visits by each visitor during the period of the report.

Visitors

Number of individuals who came to your site the amount of times specified in the Number of Visits column.

%

Percentage of visitors who came to your site the amount of times specified in the Number of Visits column.



Report Descriptions

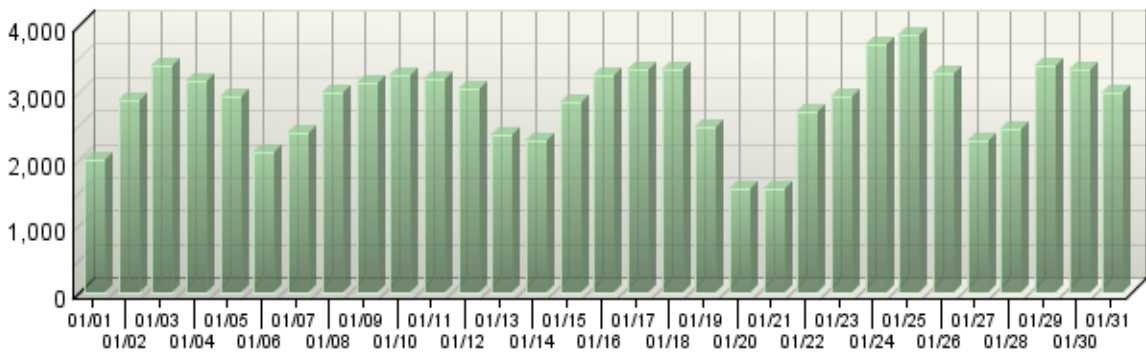
This information can indicate whether or not your site compels visitors to return. Updating web site content is one way to draw return visitors.

Visitors Trend

This report shows how many times visitors visited your web site and how long they stayed. The information is divided into time slices based on the duration of the log file. Some visits may span more than one time interval, and will be counted in each interval where they appear. The sum of visits for all intervals may therefore exceed the total visits shown in the Overview Dashboard page.

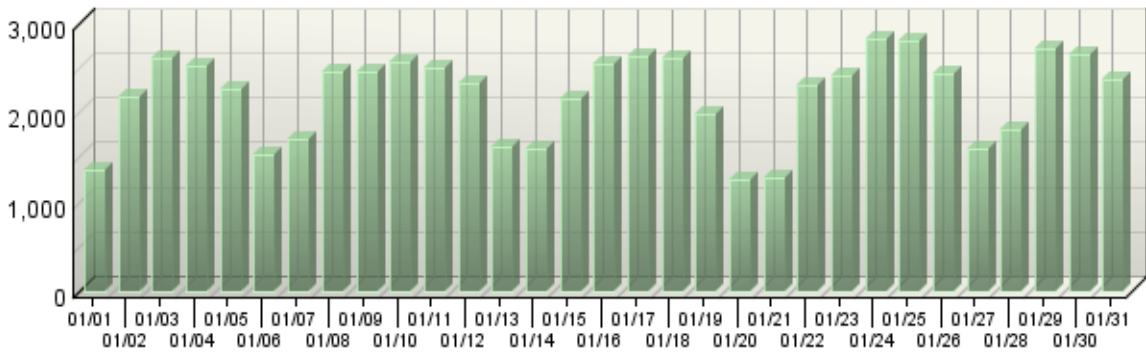
Active Visits Trend

Active Visits



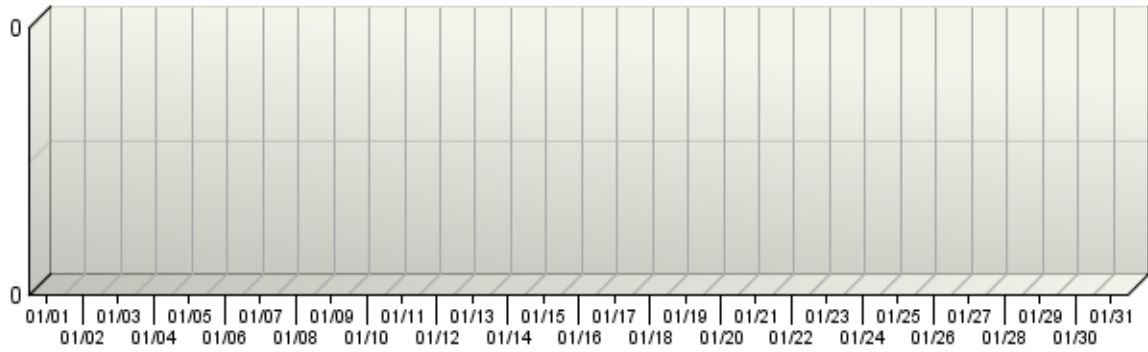
Visitors Trend

Visitors



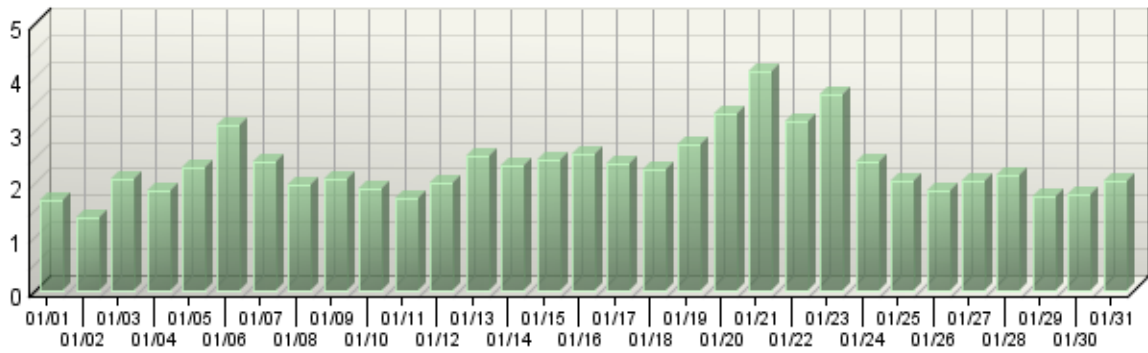
New Visitors Trend

New Visitors



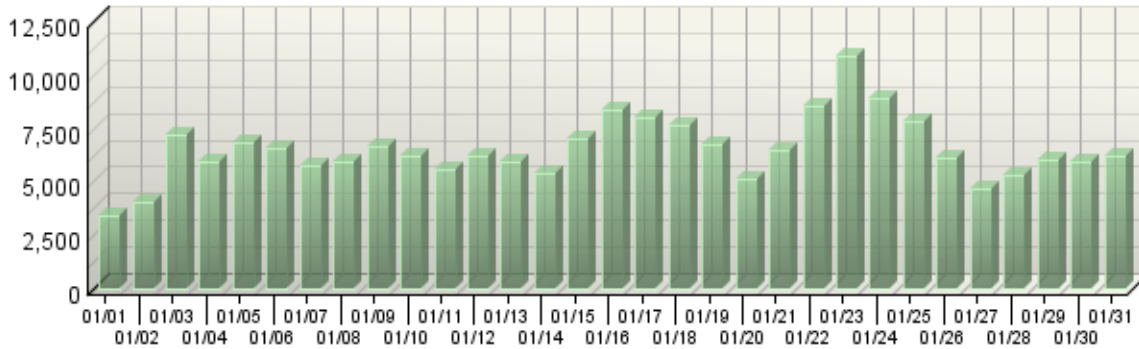
Average Length of Visit Trend

Average Visit Duration



Visitor Minutes Trend

Visitor Minutes



Visitors Trend

Day	Active Visits	Visitors	New Visitors
01/01	1,976	1,369	0
01/02	2,878	2,189	0
01/03	3,396	2,604	0
01/04	3,158	2,530	0
01/05	2,948	2,273	0
01/06	2,113	1,522	0
01/07	2,380	1,713	0
01/08	2,991	2,452	0
01/09	3,144	2,471	0
01/10	3,250	2,573	0
01/11	3,189	2,507	0
01/12	3,043	2,330	0
01/13	2,369	1,629	0
01/14	2,277	1,591	0
01/15	2,860	2,154	0
01/16	3,256	2,546	0
01/17	3,325	2,633	0
01/18	3,343	2,602	0
01/19	2,477	1,985	0
01/20	1,561	1,253	0
01/21	1,567	1,272	0
01/22	2,698	2,305	0
01/23	2,945	2,417	0
01/24	3,701	2,829	0

Day	Active Visits	Visitors	New Visitors
01/25	3,842	2,809	0
01/26	3,270	2,439	0
01/27	2,269	1,596	0
01/28	2,455	1,804	0
01/29	3,395	2,720	0
01/30	3,330	2,647	0
01/31	2,986	2,383	0
Average	2,851	2,198	0
Total	-	-	0

items 1-31 of 31

Visitors Trend

Day	Average Visit Duration	Visitor Minutes
01/01	00:01:42	3,374.83
01/02	00:01:23	4,018.02
01/03	00:02:06	7,167.05
01/04	00:01:53	5,955.3
01/05	00:02:19	6,844.53
01/06	00:03:05	6,546.67
01/07	00:02:24	5,745.9
01/08	00:01:58	5,903.75
01/09	00:02:06	6,613.42
01/10	00:01:54	6,213.08
01/11	00:01:44	5,548.37
01/12	00:02:01	6,182.75
01/13	00:02:30	5,955.95
01/14	00:02:21	5,380.92
01/15	00:02:27	7,043.53
01/16	00:02:33	8,326.87
01/17	00:02:23	7,971.58
01/18	00:02:17	7,686.52
01/19	00:02:43	6,768.42
01/20	00:03:18	5,153.05
01/21	00:04:06	6,443.65
01/22	00:03:09	8,530.23
01/23	00:03:41	10,893.08
01/24	00:02:25	8,945.8
01/25	00:02:02	7,823.73
01/26	00:01:52	6,131.67

Day	Average Visit Duration	Visitor Minutes
01/27	00:02:04	4,696.97
01/28	00:02:10	5,343.72
01/29	00:01:46	6,014.62
01/30	00:01:47	5,961.22
01/31	00:02:04	6,217.53
Average	-	6,496.86
Total	-	201,402.72

items 1-31 of 31

Visitors Trend - Help Card



Column Definitions

Time Interval (hour, day, etc.)

A one-year report displays monthly time increments. A one-quarter report displays weekly time increments. A one-month report or a one-week report displays daily time increments. A daily report displays hourly time increments. An hour-long interval marked 12:00, for example, includes all activity between 12:00 and 12:59.

Active Visits

Number of active visits to your web site. If a visit spans multiple time intervals, it is counted in each interval. Every visit from a visitor is counted, even if the same visitor came to your web site multiple times. Also included are zero-length visits. A zero-length visit occurs when all hits for that visit are logged with the exact same time stamp.

Visitors

Number of individuals who visited your site during the report interval. For a daily report, if someone visits more than once, that person is counted only the first time he or she visits. Values of "-" indicate that the detailed data required is not available. This situation occurs when the Top Visitors report has reached its configured limit or when reports for the corresponding period are turned off. For non-daily reports, the visitor measure total is "-" since the same visitor can be counted in multiple intervals.

New Visitors

Number of visitors who had never visited your web site before.

Average Visit Duration

The average amount of time visitors spent at your site within the given time interval. The data is formatted as hh:mm:ss (hours:minutes:seconds). The average visit duration is calculated by dividing the value from the Visitor Minutes column by the value from the Active Visits column.

Visitor Minutes

Number of minutes your web site was viewed, regardless of who was viewing it.



Report Descriptions

Use this page to determine which times your web site is busiest.

Daily averages cut off visits that continue into the next day, whereas weekly averages do not. Therefore, weekly averages may appear a bit longer than daily averages.

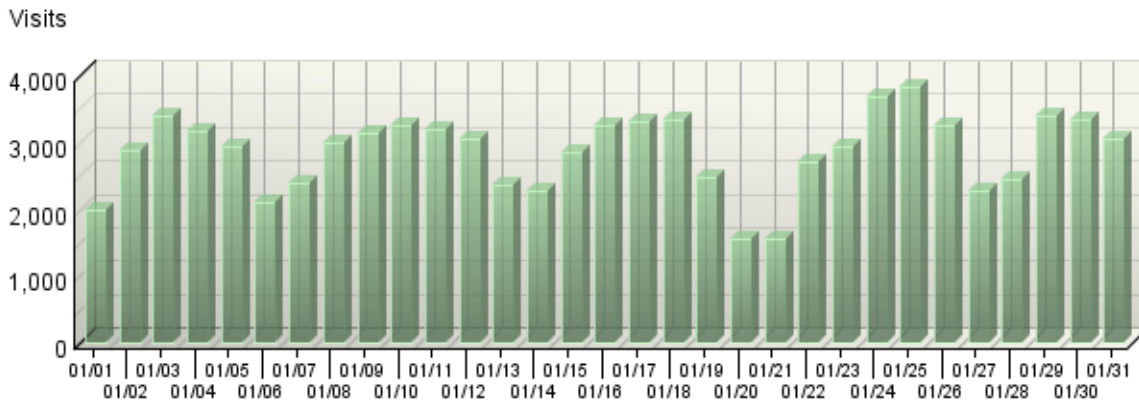
Total - The total for the column. Visits may span more than one time interval and are counted for each hour in this report. We therefore do not provide a total, which would be misleading.

Average - This row gives the average for each column.

Visits Trend

This report shows how the number of visits to your site changes over the course of the report period.

Visits Trend



Visits Trend

Day	Visits	% Visits
01/01	1,976	2.24%
01/02	2,876	3.25%
01/03	3,393	3.84%
01/04	3,156	3.57%
01/05	2,946	3.33%
01/06	2,111	2.39%
01/07	2,375	2.69%
01/08	2,989	3.38%
01/09	3,139	3.55%
01/10	3,245	3.67%
01/11	3,187	3.61%
01/12	3,038	3.44%
01/13	2,366	2.68%
01/14	2,274	2.57%
01/15	2,858	3.23%
01/16	3,253	3.68%
01/17	3,322	3.76%
01/18	3,338	3.78%
01/19	2,474	2.80%

Day	Visits	% Visits
01/20	1,559	1.76%
01/21	1,563	1.77%
01/22	2,695	3.05%
01/23	2,941	3.33%
01/24	3,696	4.18%
01/25	3,838	4.34%
01/26	3,266	3.70%
01/27	2,267	2.57%
01/28	2,450	2.77%
01/29	3,387	3.83%
01/30	3,325	3.76%
01/31	3,054	3.46%
Total	88,357	100.00%

items 1-31 of 31

Visits Trend - Help Card



Column Definitions

Time Interval (hour, day, etc.)

A one-year report displays monthly time increments. A one-quarter report displays weekly time increments. A one-month report or a one-week report displays daily time increments. A daily report displays hourly time increments. An hour-long interval marked 12:00, for example, includes all activity between 12:00 and 12:59.

Visits

Number of visits to your site during the specified time interval. A visit is a series of actions that begins when a visitor views their first page from the server, and ends when the visitor leaves the site or remains idle beyond the idle-time limit. The default idle-time limit is thirty minutes. This time limit can be changed by the system administrator.

%

Percentage of visits to your site during the specified time interval compared with all visits to your site during the report period.



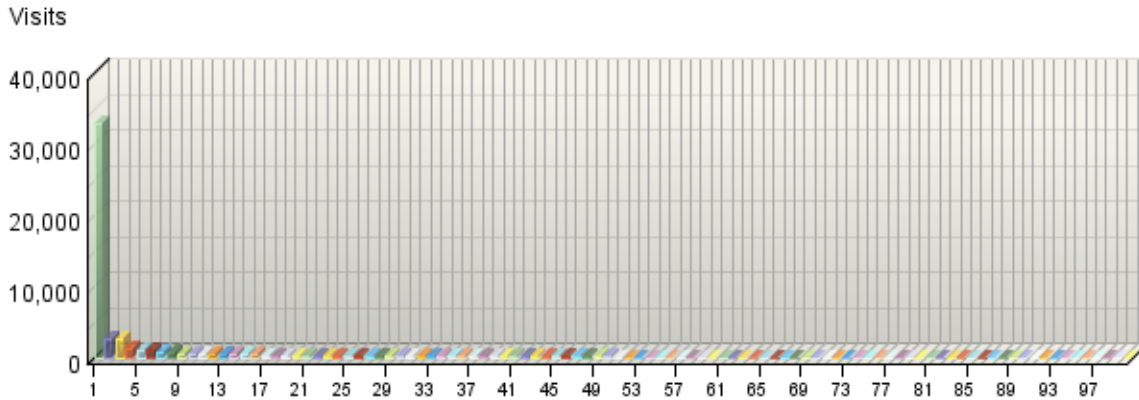
Report Descriptions

Periods of less activity can be considered good times for maintenance and content improvement.

Organizations

If you have enabled the WebTrends GeoTrends Database for this profile, this page will list the most active companies and other organizations visiting your web site.

Organizations



Organizations

	Organization Domain Name	Visits	% Visits	Hits
■ 1.	American Registry for Internet Numbers	32,962	37.31%	52,028
	inktomisearch.com	29,742	33.66%	33,069
	Unresolved IP Address	554	0.63%	6,407
	rr.com	551	0.62%	1,624
	sbcglobal.net	527	0.60%	1,627
	verizon.net	241	0.27%	589
	cox.net	157	0.18%	393
	bellsouth.net	143	0.16%	278
	insightbb.com	141	0.16%	499
	comcast.net	122	0.14%	333
	rogers.com	107	0.12%	297
	layeredtech.com	56	0.06%	80
	saidcom.com	56	0.06%	102
	suddenlink.net	56	0.06%	195
	comcastbusiness.net	42	0.05%	178
	frontiernet.net	38	0.04%	117
	kosmohost.net	30	0.03%	31
	embarqhsd.net	25	0.03%	95

	Organization Domain Name	Visits	% Visits	Hits
	myvzw.com	24	0.03%	46
	theplanet.com	21	0.02%	21
	hawaiiantel.net	21	0.02%	119
■ 2.	U.S. Environmental Protection Agency	2,763	3.13%	18,326
	Unresolved IP Address	2,680	3.03%	17,900
	epa.gov	83	0.09%	426
■ 3.	Hotmail Corporation	2,595	2.94%	7,684
	live.com	2,131	2.41%	5,953
	phx.gbl	454	0.51%	1,713
	Unresolved IP Address	9	0.01%	17
	hmdevlab.com	1	0.00%	1
■ 4.	Verizon Trademark Services LLC	1,440	1.63%	4,230
	verizon.net	547	0.62%	1,490
	comcast.net	310	0.35%	1,009
	Unresolved IP Address	128	0.14%	271
	qwest.net	126	0.14%	440
	rr.com	103	0.12%	431
	pacbell.net	63	0.07%	147
	charter.com	47	0.05%	115
	sbcglobal.net	41	0.05%	156
	embarqhsd.net	33	0.04%	72
	k12.va.us	10	0.01%	14
	eastlink.ca	4	0.00%	17
	alltel.net	4	0.00%	7
	k12.nj.us	4	0.00%	4
	indexengines.com	4	0.00%	21
	compactmembrane.com	2	0.00%	9
	saws.org	2	0.00%	2
	telepacific.net	2	0.00%	10
	iowatelecom.net	1	0.00%	1
	zatz.com	1	0.00%	2
	fortlee-boe.net	1	0.00%	2
■ 5.	Microsoft Corp	1,081	1.22%	6,263
	live.com	1,077	1.22%	6,256
	Unresolved IP Address	2	0.00%	5
	microsoft.com	2	0.00%	2
■ 6.	RIPE Network Coordination Centre	1,023	1.16%	4,130
	Unresolved IP Address	292	0.33%	1,069
	nextgentel.com	84	0.10%	183
	aol.com	81	0.09%	123

	Organization Domain Name	Visits	% Visits	Hits
	abo.wanadoo.fr	48	0.05%	954
	retail.telecomitalia.it	31	0.04%	143
	uce.ac.uk	19	0.02%	26
	emirates.net.ae	13	0.01%	85
	blueyonder.co.uk	11	0.01%	46
	ttnet.net.tr	9	0.01%	22
	012.net.il	9	0.01%	26
	chello.pl	9	0.01%	24
	isp.belgacom.be	9	0.01%	20
	rima-tde.net	8	0.01%	9
	t-dialin.net	8	0.01%	39
	speed.planet.nl	7	0.01%	15
	net.novis.pt	7	0.01%	35
	versanet.de	7	0.01%	16
	eu.int	7	0.01%	15
	upc-a.chello.nl	7	0.01%	11
	pool.t-online.hu	7	0.01%	11
■ 7.	America Online, Inc.	908	1.03%	1,469
	aol.com	907	1.03%	1,468
	Unresolved IP Address	1	0.00%	1
■ 8.	Asia Pacific Network Information Centre	753	0.85%	3,620
	Unresolved IP Address	368	0.42%	2,188
	125.airtelbroadband.in	60	0.07%	205
	61.airtelbroadband.in	38	0.04%	141
	pldt.net	24	0.03%	98
	hinet.net	23	0.03%	149
	59.airtelbroadband.in	21	0.02%	92
	telkom.net.id	21	0.02%	225
	sify.net	18	0.02%	26
	net.my	15	0.02%	38
	nexg.net	11	0.01%	117
	bigpond.net.au	8	0.01%	14
	ntu.edu.tw	8	0.01%	17
	totbb.net	8	0.01%	54
	tm.net.my	8	0.01%	16
	203.airtelbroadband.in	8	0.01%	12
	dion.ne.jp	7	0.01%	28
	asianet.co.th	7	0.01%	9
	ocn.ne.jp	7	0.01%	18
	ucom.ne.jp	6	0.01%	7

	Organization Domain Name	Visits	% Visits	Hits
	NCTU.edu.tw	5	0.01%	6
■ 9.	Comcast Cable Communications, Inc.	666	0.75%	1,711
	comcast.net	549	0.62%	1,419
	Unresolved IP Address	117	0.13%	292
■ 10.	Asia Pacific Network Information Center, Pty. Ltd.	636	0.72%	1,978
	inktomisearch.com	453	0.51%	493
	Unresolved IP Address	130	0.15%	1,187
	hinet.net	7	0.01%	17
	connect.net.au	6	0.01%	77
	hcm.fpt.vn	6	0.01%	100
	yahoo.com	4	0.00%	4
	bigpond.net.au	4	0.00%	6
	fpt.vn	4	0.00%	15
	on.net	2	0.00%	4
	hyundai.net	2	0.00%	47
	optusnet.com.au	2	0.00%	3
	tulipconnect.com	2	0.00%	5
	dancom.net.pk	2	0.00%	2
	intnet.mu	2	0.00%	2
	westnet.com.au	2	0.00%	2
	so-net.ne.jp	1	0.00%	1
	nayatel.pk	1	0.00%	7
	isp-thailand.com	1	0.00%	1
	nirai.ne.jp	1	0.00%	1
	dcb.org.tw	1	0.00%	1
■ 11.	Ask Jeeves Inc.	579	0.66%	5,016
	ask.com	556	0.63%	4,973
	Unresolved IP Address	23	0.03%	43
■ 12.	EXCALIBUR Group, A Time Warner Company	528	0.60%	1,569
	rr.com	424	0.48%	1,305
	Unresolved IP Address	43	0.05%	154
	wideopenwest.com	9	0.01%	18
	clearwire-dns.net	8	0.01%	30
	mindspring.com	7	0.01%	10
	speakeasy.net	5	0.01%	8
	adelphia.net	3	0.00%	4
	huntel.net	3	0.00%	5
	esconett.org	3	0.00%	3
	eastlink.ca	2	0.00%	2

	Organization Domain Name	Visits	% Visits	Hits
	knology.net	2	0.00%	2
	wavecable.com	2	0.00%	5
	cavtel.net	2	0.00%	4
	patmedia.net	2	0.00%	3
	sunflower.com	2	0.00%	4
	llix.net	1	0.00%	1
	transcendbroadband.net	1	0.00%	2
	networkgci.net	1	0.00%	1
	beckart.com	1	0.00%	1
	skyriver.net	1	0.00%	1
■ 13.	ioNET, Inc.	506	0.57%	1,725
	cosmixcorp.com	289	0.33%	467
	Unresolved IP Address	159	0.18%	1,039
	ttemi.com	33	0.04%	115
	cogentco.com	6	0.01%	6
	nctelecom.net	4	0.00%	8
	bingham.com	2	0.00%	15
	eheinc.com	2	0.00%	57
	nsta.org	1	0.00%	1
	wwfus.org	1	0.00%	4
	cityofcarrollton.com	1	0.00%	1
	sungardfutures.com	1	0.00%	3
	BAIN.COM	1	0.00%	1
	mbhb.com	1	0.00%	1
	afscme.org	1	0.00%	1
	idenix.com	1	0.00%	2
	pwpartners.com	1	0.00%	1
	ga.gov	1	0.00%	2
	mintz.com	1	0.00%	1
■ 14.	Bell South Intellectual Property Corporation	472	0.53%	1,172
	bellsouth.net	340	0.38%	843
	Unresolved IP Address	70	0.08%	192
	shawgrp.com	6	0.01%	53
	lunarpages.com	5	0.01%	5
	amazonaws.com	5	0.01%	7
	intercage.com	3	0.00%	4
	blackfoot.net	2	0.00%	2
	swoca.net	2	0.00%	2
	nscryptinc.com	2	0.00%	8
	mpowercom.net	2	0.00%	4

	Organization Domain Name	Visits	% Visits	Hits
	integrity.com	2	0.00%	5
	bls.com	2	0.00%	3
	metrocast.net	2	0.00%	2
	guardianbpg.com	1	0.00%	1
	cpbr.org	1	0.00%	1
	tjca.org	1	0.00%	1
	georgiabankandtrust.com	1	0.00%	1
	ghsystem.com	1	0.00%	2
	carroltonky.net	1	0.00%	1
	gbchfm.org	1	0.00%	1
■ 15.	CHARTER COMMUNICATIONS	465	0.53%	1,926
	charter.com	456	0.52%	1,872
	Unresolved IP Address	6	0.01%	17
	mapcivilsurvey.com	1	0.00%	35
	trimediaconsultants.com	1	0.00%	1
	k12.mn.us	1	0.00%	1
■ 16.	Road Runner	430	0.49%	1,206
	rr.com	428	0.48%	1,203
	mybriighthouse.com	1	0.00%	2
	beltcollins.com	1	0.00%	1
■ 17.	PROVIDER Local Registry	395	0.45%	1,315
	Unresolved IP Address	193	0.22%	703
	proxad.net	30	0.03%	106
	as9105.com	27	0.03%	68
	pol.co.uk	16	0.02%	18
	ttnet.net.tr	10	0.01%	11
	blueyonder.co.uk	9	0.01%	31
	otenet.gr	9	0.01%	32
	access.telenet.be	6	0.01%	12
	abo.wanadoo.fr	5	0.01%	42
	pool.t-online.hu	5	0.01%	14
	adsl.forthnet.gr	5	0.01%	15
	cable.casema.nl	4	0.00%	28
	bulldogdsl.com	4	0.00%	7
	adsl.cybercity.dk	4	0.00%	32
	ip.fastwebnet.it	3	0.00%	3
	dynamic.orange.es	3	0.00%	3
	teknologiradet.no	3	0.00%	9
	dclient.hispeed.ch	3	0.00%	5
	012.net.il	2	0.00%	3

	Organization Domain Name	Visits	% Visits	Hits
	skylogicnet.com	2	0.00%	3
■ 18.	NIB	388	0.44%	1,317
	Unresolved IP Address	362	0.41%	1,263
	bsnl.co.in	26	0.03%	54
■ 19.	Google Inc	338	0.38%	9,314
	googlebot.com	326	0.37%	9,285
	Unresolved IP Address	11	0.01%	28
	google.com	1	0.00%	1
■ 20.	Google Inc.	331	0.37%	583
	Unresolved IP Address	278	0.31%	511
	google.com	53	0.06%	72
■ 21.	Level 3 Communications, Inc.	330	0.37%	1,150
	level3.net	141	0.16%	434
	Unresolved IP Address	98	0.11%	555
	razorservers.com	52	0.06%	82
	ev1servers.net	21	0.02%	22
	halliburton.com	2	0.00%	2
	warpdriveonline.com	2	0.00%	2
	lexcominc.net	2	0.00%	3
	dsci-net.com	2	0.00%	31
	scott-technology.com	2	0.00%	7
	coxomaha.net	2	0.00%	2
	candw.ag	1	0.00%	1
	gsa.gov	1	0.00%	1
	erglex.com	1	0.00%	1
	current.net	1	0.00%	5
	vermontel.net	1	0.00%	1
	primerachicago.com	1	0.00%	1
■ 22.	Comcast Cable Communications, Inc	314	0.36%	833
	comcast.net	226	0.26%	646
	Unresolved IP Address	88	0.10%	187
■ 23.	Latin American and Caribbean IP address Regional Registry	311	0.35%	1,147
	prod-infinity.com.mx	68	0.08%	192
	Unresolved IP Address	62	0.07%	270
	veloxzone.com.br	18	0.02%	30
	speedy.net.pe	16	0.02%	28
	fibertel.com.ar	13	0.01%	68
	cantv.net	11	0.01%	18
	telesp.net.br	8	0.01%	59

	Organization Domain Name	Visits	% Visits	Hits
	virtua.com.br	8	0.01%	43
	vtr.net	7	0.01%	35
	tsst.net.tt	5	0.01%	9
	uninet-ide.com.mx	4	0.00%	9
	telecom.net.ar	4	0.00%	4
	brasiltelecom.net.br	4	0.00%	5
	prod-empresarial.com.mx	4	0.00%	5
	anteldata.net.uy	3	0.00%	3
	gvt.net.br	3	0.00%	3
	etb.net.co	3	0.00%	3
	vivax.com.br	2	0.00%	8
	iqm.unicamp.br	2	0.00%	103
	prodigy.net.mx	2	0.00%	4
■ 24.	Videsh Sanchar Nigam Ltd - India.	297	0.34%	1,041
	vsnl.net.in	242	0.27%	844
	Unresolved IP Address	22	0.02%	73
	eth.net	10	0.01%	15
	iitm.ac.in	8	0.01%	43
	ccmb.res.in	2	0.00%	2
	barc.ernet.in	2	0.00%	3
	hpcl.co.in	1	0.00%	2
	boseinst.ac.in	1	0.00%	1
	eurekaforbes.co.in	1	0.00%	23
	nii.res.in	1	0.00%	2
	tnq.co.in	1	0.00%	1
	cdac.in	1	0.00%	1
	jncasr.ac.in	1	0.00%	1
	eil.co.in	1	0.00%	1
	vsnl.net	1	0.00%	26
	ac.in	1	0.00%	2
	vssc.gov.in	1	0.00%	1
■ 25.	Comcast Cable Communications	294	0.33%	846
	comcast.net	268	0.30%	798
	Unresolved IP Address	26	0.03%	48
■ 26.	UUNET Technologies, Inc.	293	0.33%	953
	Unresolved IP Address	235	0.27%	813
	uu.net	18	0.02%	46
	cableone.net	8	0.01%	19
	alter.net	4	0.00%	8
	wildblue.net	3	0.00%	11

	Organization Domain Name	Visits	% Visits	Hits
	nrdc.org	3	0.00%	12
	ericksoncommunities.com	2	0.00%	4
	dawnbreaker.com	2	0.00%	5
	rmtinc.com	2	0.00%	11
	consumersenergy.com	2	0.00%	3
	smiths-group.com	1	0.00%	1
	rlmnet.com	1	0.00%	2
	bakernet.com	1	0.00%	1
	bidpa.bw	1	0.00%	1
	karibcable.com	1	0.00%	1
	versar.com	1	0.00%	3
	southernwine.com	1	0.00%	3
	lbgvt.com	1	0.00%	1
	ucauca.edu.co	1	0.00%	1
	aculink.net	1	0.00%	3
■ 27.	Comcast Cable Communications Holdings, Inc.	292	0.33%	879
	comcast.net	247	0.28%	770
	Unresolved IP Address	45	0.05%	109
■ 28.	Internet Assigned Numbers Authority	292	0.33%	2,171
	Unresolved IP Address	95	0.11%	1,591
	vsnl.net.in	16	0.02%	32
	sky.com	16	0.02%	21
	abo.wanadoo.fr	12	0.01%	58
	net.t-com.hr	11	0.01%	14
	barak-online.net	11	0.01%	38
	pol.co.uk	9	0.01%	9
	karneval.cz	9	0.01%	84
	bti.net.ph	7	0.01%	8
	entireweb.com	5	0.01%	7
	singnet.com.sg	4	0.00%	4
	dsl.club-internet.fr	4	0.00%	23
	163data.com.cn	4	0.00%	80
	ip14.fastwebnet.it	4	0.00%	42
	ocn.ne.jp	4	0.00%	5
	dsl.hol.gr	3	0.00%	3
	x.pppool.de	3	0.00%	3
	u.pppool.de	3	0.00%	16
	infoweb.ne.jp	3	0.00%	3
	sbb.co.yu	2	0.00%	7

	Organization Domain Name	Visits	% Visits	Hits
■ 29.	CSC Holdings, Inc.	280	0.32%	724
	optonline.net	279	0.32%	723
	slc.edu	1	0.00%	1
■ 30.	Verizon Internet Services	276	0.31%	816
	verizon.net	260	0.29%	781
	Unresolved IP Address	12	0.01%	29
	snctel.com	1	0.00%	3
	aps1.net	1	0.00%	1
	independentcan.com	1	0.00%	1
	nasaprs.com	1	0.00%	1
■ 31.	Bezeq International	275	0.31%	278
	bezeqint.net	265	0.30%	268
	Unresolved IP Address	10	0.01%	10
■ 32.	Comcast Cable Communications, IP Services	264	0.30%	777
	comcast.net	210	0.24%	544
	Unresolved IP Address	54	0.06%	233
■ 33.	Qwest Communications International Inc.	253	0.29%	684
	qwest.net	186	0.21%	427
	Unresolved IP Address	42	0.05%	78
	ctuir.com	2	0.00%	3
	serverpronto.com	2	0.00%	82
	appliedbiosystems.com	2	0.00%	13
	pioneereng.com	1	0.00%	1
	greenepa.net	1	0.00%	2
	rkvaluation.com	1	0.00%	1
	vescentphotonics.com	1	0.00%	1
	fscps.com	1	0.00%	16
	grandcanyontrust.org	1	0.00%	1
	thewisp.net	1	0.00%	1
	catapultion.net	1	0.00%	3
	casinoenterprisemanagement.com	1	0.00%	2
	rfidsb.com	1	0.00%	1
	albany.wy.us	1	0.00%	4
iauuq.com	1	0.00%	1	
1starnet.com	1	0.00%	1	
marsicocapital.com	1	0.00%	1	
rpu.org	1	0.00%	2	
■ 34.	COX COMMUNICATIONS	246	0.28%	495
	cox.net	241	0.27%	489
	sbcox.net	2	0.00%	2

	Organization Domain Name	Visits	% Visits	Hits
	ltc-inc.com	1	0.00%	1
	imtmems.com	1	0.00%	1
	rwpzoo.org	1	0.00%	2
■ 35.	DELEGATED BLOCK	245	0.28%	357
	exabot.com	245	0.28%	357
■ 36.	FRANCE TELECOM	243	0.28%	1,325
	fti.net	212	0.24%	316
	abo.wanadoo.fr	27	0.03%	1,005
	static-ip.oleane.fr	4	0.00%	4
■ 37.	Cox Communications Inc.	230	0.26%	662
	cox.net	227	0.26%	659
	stmarysbellevue.com	1	0.00%	1
	ri.gov	1	0.00%	1
	schoolfiles3.com	1	0.00%	1
■ 38.	Verizon Internet Services Inc.	221	0.25%	842
	verizon.net	219	0.25%	838
	Unresolved IP Address	2	0.00%	4
■ 39.	Pacific Bell Internet Services	212	0.24%	575
	pacbell.net	50	0.06%	75
	Unresolved IP Address	30	0.03%	45
	cernel.net	21	0.02%	45
	optonline.net	12	0.01%	52
	nctv.com	7	0.01%	12
	tds.net	7	0.01%	92
	hws.edu	6	0.01%	7
	choiceone.net	6	0.01%	9
	mindspring.com	5	0.01%	13
	abac.net	4	0.00%	13
	hostsr.us	4	0.00%	4
	humboldt1.com	4	0.00%	12
	k12.ca.us	3	0.00%	7
	mecdc.net	3	0.00%	5
	celeritynetworks.com	3	0.00%	60
	washington.edu	3	0.00%	4
	usfamily.net	3	0.00%	3
	morehouse.edu	3	0.00%	8
	redred.com	3	0.00%	6
	rr.com	3	0.00%	6
■ 40.	Southwestern Bell Internet Services, Inc.	207	0.23%	670
	swbell.net	50	0.06%	298

	Organization Domain Name	Visits	% Visits	Hits
	Unresolved IP Address	40	0.05%	113
	secureserver.net	37	0.04%	73
	fuse.net	9	0.01%	21
	rogers.com	6	0.01%	6
	softlayer.com	6	0.01%	9
	mindspring.com	5	0.01%	9
	marquisnet.com	4	0.00%	7
	comporium.net	4	0.00%	6
	rr.com	4	0.00%	9
	scoca.org	3	0.00%	3
	northwind-inc.com	3	0.00%	13
	epix.net	3	0.00%	29
	barrettxplore.com	3	0.00%	8
	twcbs.com	2	0.00%	11
	sbcglobal.net	2	0.00%	2
	cimcoisp.net	2	0.00%	14
	k12.oh.us	2	0.00%	3
	1dial.com	2	0.00%	2
	dejazzd.com	2	0.00%	3
■ 41.	National Internet Backbone	206	0.23%	732
	Unresolved IP Address	190	0.22%	685
	nio.org	5	0.01%	14
	isical.ac.in	3	0.00%	21
	nitk.ac.in	3	0.00%	3
	wbpcb.gov.in	2	0.00%	6
	rgcb.res.in	1	0.00%	1
	ac.in	1	0.00%	1
	sail-bhilaisteel.com	1	0.00%	1
■ 42.	RIPE NCC	191	0.22%	652
	Unresolved IP Address	62	0.07%	110
	rima-tde.net	26	0.03%	57
	as9105.com	23	0.03%	47
	bezeqint.net	15	0.02%	29
	ttnet.net.tr	15	0.02%	141
	arcor-ip.net	7	0.01%	64
	clients.your-server.de	6	0.01%	6
	bb.online.no	5	0.01%	118
	cegetel.net	4	0.00%	14
	business.telecomitalia.it	4	0.00%	6
	proxad.net	4	0.00%	5

	Organization Domain Name	Visits	% Visits	Hits
	superkabel.de	3	0.00%	3
	antik.sk	3	0.00%	6
	elisa-laajakaista.fi	2	0.00%	3
	broadband6.iol.cz	2	0.00%	2
	dedibox.fr	1	0.00%	1
	zen.co.uk	1	0.00%	1
	umc.net.ua	1	0.00%	2
	trt.estpak.ee	1	0.00%	1
	iwoars.net	1	0.00%	2
43.	Picsearch AB	185	0.21%	270
	picsearch.com	166	0.19%	243
	Unresolved IP Address	19	0.02%	27
44.	CHINANET beijing province network	180	0.20%	275
	Unresolved IP Address	179	0.20%	273
	163data.com.cn	1	0.00%	2
45.	ADSL-CUSTOMER-CONNECTION	168	0.19%	171
	bezeqint.net	168	0.19%	171
46.	Become Inc.	161	0.18%	303
	become.com	161	0.18%	303
47.	ThePlanet.com Internet Services, Inc.	150	0.17%	217
	theplanet.com	134	0.15%	196
	tugaservers.com	9	0.01%	9
	hostingwithus.net	3	0.00%	5
	sensationalcaliber.com	1	0.00%	1
	clickhosting.co.uk	1	0.00%	4
	seamnetworks.net	1	0.00%	1
	serversurge.net	1	0.00%	1
48.	Kimball Midwest	149	0.17%	1,872
	twtelecom.net	149	0.17%	1,872
49.	Easten Network Co.	146	0.17%	162
	Unresolved IP Address	146	0.17%	162
50.	Reliance Infocom Ltd.	143	0.16%	392
	Unresolved IP Address	122	0.14%	302
	bhu.ac.in	7	0.01%	34
	sgsits.ac.in	3	0.00%	33
	vit.ac.in	3	0.00%	4
	da-iict.org	2	0.00%	5
	cmcvellore.ac.in	2	0.00%	3
	nccs.res.in	1	0.00%	1
	ganapathy.info	1	0.00%	6

	Organization Domain Name	Visits	% Visits	Hits
	osi-tech.com	1	0.00%	1
	co.in	1	0.00%	3
■ 51.	Road Runner-Commercial	134	0.15%	369
	rr.com	101	0.11%	287
	techsolve.org	3	0.00%	11
	k12.nc.us	2	0.00%	2
	arnoldandsheridan.com	2	0.00%	2
	une.edu	2	0.00%	2
	Unresolved IP Address	2	0.00%	25
	easytrieve.com	2	0.00%	3
	cjmw.com	2	0.00%	6
	zsr.org	2	0.00%	4
	waratah.com	1	0.00%	2
	egcsd.org	1	0.00%	2
	pdcaaheadstart.com	1	0.00%	2
	chpcolumbus.org	1	0.00%	1
	pascocountyfl.net	1	0.00%	2
	intera.com	1	0.00%	1
	huck-house.org	1	0.00%	1
	mrpath.com	1	0.00%	2
	manateeglens.com	1	0.00%	2
	k12.wi.us	1	0.00%	1
	cortlandregional.org	1	0.00%	1
■ 52.	Earthlink, Inc.	129	0.15%	317
	mindspring.com	100	0.11%	271
	earthlink.net	29	0.03%	46
■ 53.	Shaw Cablesystems G.P.	126	0.14%	311
	shawcable.net	111	0.13%	287
	Unresolved IP Address	12	0.01%	21
	rdck.bc.ca	2	0.00%	2
	northcowichan.bc.ca	1	0.00%	1
■ 54.	Adelphia	125	0.14%	425
	adelphia.net	125	0.14%	425
■ 55.	Covad Communications Company	125	0.14%	374
	covad.net	119	0.13%	364
	Unresolved IP Address	2	0.00%	2
	hopeworks.org	2	0.00%	4
	sbtechnologyinstitute.org	2	0.00%	4
■ 56.	Carnegie-Mellon University	119	0.13%	536
	cmu.edu	117	0.13%	534

	Organization Domain Name	Visits	% Visits	Hits
	Unresolved IP Address	2	0.00%	2
57.	Community of Science cos.com	117 117	0.13% 0.13%	222 222
58.	University of Illinois at Urbana Champaign uiuc.edu	116 115	0.13% 0.13%	363 362
	Unresolved IP Address	1	0.00%	1
59.	Frontier Information Technologies INC	116	0.13%	343
	Unresolved IP Address	79	0.09%	233
	frontiernet.net	22	0.02%	84
	aznetgate.net	4	0.00%	4
	quantecllc.com	2	0.00%	2
	climateservices.com	1	0.00%	1
	columbiasteel.com	1	0.00%	2
	frontiercorp.com	1	0.00%	1
	metro-region.org	1	0.00%	3
	chbh.com	1	0.00%	6
	stratuswave.net	1	0.00%	1
	airtoxics.com	1	0.00%	1
	readytek.net	1	0.00%	1
	hcany.com	1	0.00%	4
60.	TELEFONICA DE ESPANA rima-tde.net	114 114	0.13% 0.13%	256 256
61.	AfriNIC - www.afrinic.net	112	0.13%	474
	tedata.net	52	0.06%	373
	isnet.net	20	0.02%	28
	saix.net	12	0.01%	12
	netcomng.com	9	0.01%	24
	Unresolved IP Address	7	0.01%	21
	syrex.co.za	3	0.00%	3
	vodacom.co.za	3	0.00%	5
	ct.co.cr	1	0.00%	1
	racsa.co.cr	1	0.00%	1
	accesskenya.com	1	0.00%	2
	telecomplus.net	1	0.00%	1
	lk.co.za	1	0.00%	1
	co.tt	1	0.00%	2
62.	Michigan State University msu.edu	112 77	0.13% 0.09%	259 199
	Unresolved IP Address	35	0.04%	60
63.	PROVIDER	109	0.12%	336

	Organization Domain Name	Visits	% Visits	Hits
	Unresolved IP Address	58	0.07%	231
	auna.net	13	0.01%	18
	aloola.sy	10	0.01%	42
	cafe.tg	4	0.00%	4
	isp.belgacom.be	3	0.00%	3
	usuarios.retecal.es	3	0.00%	3
	interhost.de	2	0.00%	2
	ip.zebra.lt	2	0.00%	4
	nr.nextra.sk	2	0.00%	2
	bredband.comhem.se	2	0.00%	2
	touring.be	1	0.00%	1
	fast.net.uk	1	0.00%	1
	rdsl.intred.it	1	0.00%	1
	132.cyberia.jo	1	0.00%	1
	barak.net.il	1	0.00%	1
	kol.tke.pl	1	0.00%	15
	kirdi.go.ke	1	0.00%	1
	ips.sarenet.es	1	0.00%	1
	aub.edu.lb	1	0.00%	2
	zebra.lt	1	0.00%	1
■ 64.	LookSmart International Pty Ltd	103	0.12%	225
	looksmart.com	103	0.12%	225
■ 65.	RCN	103	0.12%	519
	rcn.com	103	0.12%	519
■ 66.	Time Warner Telecom	102	0.12%	314
	twtelecom.net	56	0.06%	193
	btas.com	10	0.01%	16
	da.org	5	0.01%	6
	alston.com	4	0.00%	9
	Unresolved IP Address	3	0.00%	6
	guildassociates.com	3	0.00%	10
	gmpassociates.com	2	0.00%	4
	netptc.net	2	0.00%	3
	kxly.com	2	0.00%	3
	rcc.org	1	0.00%	2
	ohiohealth.com	1	0.00%	1
	fairfield-city.org	1	0.00%	10
	asisna.com	1	0.00%	1
	questline.com	1	0.00%	3
	ohio-stater.com	1	0.00%	9

	Organization Domain Name	Visits	% Visits	Hits
	cymer.com	1	0.00%	22
	alpha-gamma.com	1	0.00%	1
	domain.mrgcd.us	1	0.00%	1
	ctw.com	1	0.00%	1
	lourdes.com	1	0.00%	2
■ 67.	Marine Biological Laboratory	101	0.11%	133
	MBL.EDU	101	0.11%	133
■ 68.	Research Triangle Institute	100	0.11%	530
	rti.org	100	0.11%	530
■ 69.	Sprint - Advanced Network Services	99	0.11%	263
	embarqhsd.net	94	0.11%	257
	trexenterprises.com	1	0.00%	2
	Unresolved IP Address	1	0.00%	1
	embarqservices.net	1	0.00%	1
	advancedbionics.com	1	0.00%	1
	k12.va.us	1	0.00%	1
■ 70.	ALLOCATED BLOCK	99	0.11%	113
	Unresolved IP Address	97	0.11%	110
	adsl.forthnet.gr	1	0.00%	1
	bauhaus-dessau.de	1	0.00%	2
■ 71.	IP pools	97	0.11%	173
	btcentralplus.com	95	0.11%	171
	btopenworld.com	2	0.00%	2
■ 72.	Comcast Cable Communications Holdings, Inc	97	0.11%	241
	comcast.net	84	0.10%	220
	Unresolved IP Address	13	0.01%	21
■ 73.	University of Wisconsin	94	0.11%	347
	wisc.edu	53	0.06%	178
	Unresolved IP Address	35	0.04%	160
	wiscnet.net	6	0.01%	9
■ 74.	University of Michigan -- ITD	94	0.11%	266
	umich.edu	81	0.09%	240
	Unresolved IP Address	13	0.01%	26
■ 75.	AT&T Corp.	93	0.11%	265
	Unresolved IP Address	38	0.04%	95
	mchsi.com	30	0.03%	135
	pirmie.com	7	0.01%	9
	orbitelcom.com	4	0.00%	6
	cablerocket.net	3	0.00%	4

	Organization Domain Name	Visits	% Visits	Hits
	telacore.com	1	0.00%	1
	kha.com	1	0.00%	1
	lhfc.net	1	0.00%	1
	mascohq.com	1	0.00%	1
	paonia.com	1	0.00%	2
	simpsonhealthcare.com	1	0.00%	1
	labcorp.com	1	0.00%	1
	att-inc.com	1	0.00%	1
	attens.net	1	0.00%	4
	kjww.com	1	0.00%	1
	smurfit.com	1	0.00%	2
■ 76.	Ohio State University	91	0.10%	193
	ohio-state.edu	65	0.07%	128
	Unresolved IP Address	24	0.03%	60
	osumc.edu	2	0.00%	5
■ 77.	Inktomi Corporation	90	0.10%	3,188
	yahoo.com	90	0.10%	3,188
■ 78.	America OnLine	86	0.10%	157
	aol.com	86	0.10%	157
■ 79.	Satyam Infoway Limited	86	0.10%	244
	sify.net	86	0.10%	244
■ 80.	Telekom Malaysia Berhad	85	0.10%	185
	net.my	59	0.07%	128
	Unresolved IP Address	25	0.03%	56
	tm.net.my	1	0.00%	1
■ 81.	African Network Information Center	84	0.10%	173
	Unresolved IP Address	49	0.06%	114
	4u.com.gh	18	0.02%	33
	accesskenya.com	5	0.01%	10
	uunet.co.ke	4	0.00%	4
	up.ac.za	4	0.00%	8
	bol.co.tz	1	0.00%	1
	dst.gov.za	1	0.00%	1
	in-addr.arpa	1	0.00%	1
	creolink.com	1	0.00%	1
■ 82.	Colorado State University	83	0.09%	242
	colostate.edu	72	0.08%	170
	Unresolved IP Address	7	0.01%	48
	laptop	3	0.00%	14
	wcb4-09	1	0.00%	10

	Organization Domain Name	Visits	% Visits	Hits
■ 83.	MTNL CAT B ISP	83	0.09%	250
	mtnl.net.in	42	0.05%	113
	bol.net.in	34	0.04%	126
	Unresolved IP Address	7	0.01%	11
■ 84.	University of Washington	82	0.09%	203
	washington.edu	64	0.07%	163
	Unresolved IP Address	18	0.02%	40
■ 85.	Texas A&M University	81	0.09%	192
	tamu.edu	64	0.07%	136
	Unresolved IP Address	17	0.02%	56
■ 86.	University of Florida	80	0.09%	243
	ufl.edu	73	0.08%	231
	Unresolved IP Address	7	0.01%	12
■ 87.	Global Net Access, LLC	79	0.09%	101
	dixievalley.net	74	0.08%	95
	ayngaran.com	4	0.00%	5
	Unresolved IP Address	1	0.00%	1
■ 88.	Internet Allegiance, Inc.	79	0.09%	148
	algx.net	64	0.07%	107
	iucnus.org	3	0.00%	17
	wef.org	2	0.00%	2
	platinumsolutions.com	2	0.00%	4
	wpiinc.com	1	0.00%	1
	discmd.com	1	0.00%	1
	prb.org	1	0.00%	3
	Unresolved IP Address	1	0.00%	2
	oeonline.org	1	0.00%	1
	businessroundtable.org	1	0.00%	2
	icta.org	1	0.00%	6
coaxialnetworks.net	1	0.00%	2	
■ 89.	University of California, Riverside	79	0.09%	363
	ucr.edu	52	0.06%	295
	Unresolved IP Address	21	0.02%	49
	enr.local	6	0.01%	19
■ 90.	Layered Technologies, Inc.	78	0.09%	207
	onfirehosting.net	42	0.05%	74
	layeredtech.com	34	0.04%	115
	fully-hosted.net	2	0.00%	18
■ 91.	Deutsche Telekom Online Service GmbH	78	0.09%	316
	t-dialin.net	57	0.06%	246

	Organization Domain Name	Visits	% Visits	Hits
	dip0.t-ipconnect.de	21	0.02%	70
■ 92.	Duke University	77	0.09%	214
	duke.edu	76	0.09%	212
	Unresolved IP Address	1	0.00%	2
■ 93.	Japan Network Information Center	75	0.08%	415
	Unresolved IP Address	19	0.02%	127
	u-ryukyu.ac.jp	5	0.01%	5
	osaka-u.ac.jp	5	0.01%	7
	waseda.ac.jp	4	0.00%	10
	hokudai.ac.jp	4	0.00%	14
	nitech.ac.jp	3	0.00%	20
	u-tokyo.ac.jp	2	0.00%	47
	hokkaido-ies.go.jp	2	0.00%	3
	w3.org	2	0.00%	13
	ehime-u.ac.jp	2	0.00%	17
	client.chiba-u.jp	2	0.00%	2
	nagoya-u.ac.jp	2	0.00%	37
	yamaguchi-u.ac.jp	2	0.00%	10
	shizuoka.ac.jp	2	0.00%	16
	ntt.co.jp	2	0.00%	56
	asahikawa-med.ac.jp	1	0.00%	1
	tus.ac.jp	1	0.00%	1
	kanagawa-u.ac.jp	1	0.00%	2
	oita-u.ac.jp	1	0.00%	1
	toshiba.co.jp	1	0.00%	1
■ 94.	Ethiopian Telecommunication corporation	74	0.08%	236
	Unresolved IP Address	73	0.08%	235
	niin.gov.et	1	0.00%	1
■ 95.	XO Communications, Inc	74	0.08%	278
	xo.net	42	0.05%	156
	acnenergy.com	4	0.00%	17
	aerodyne.com	4	0.00%	10
	kcls.org	3	0.00%	48
	Unresolved IP Address	2	0.00%	6
	fedsources.com	2	0.00%	3
	cablemodem.vdn.ca	2	0.00%	3
	energysolutions.com	1	0.00%	1
	pa.net	1	0.00%	1
	evenlink.com	1	0.00%	1
	cia.com	1	0.00%	1

	Organization Domain Name	Visits	% Visits	Hits
	choicecable.net	1	0.00%	2
	bowmanconstructionsupply.com	1	0.00%	1
	hdgi1.com	1	0.00%	11
	rsis.com	1	0.00%	4
	k12.mi.us	1	0.00%	1
	irobot.com	1	0.00%	2
	jhsf.org	1	0.00%	3
	ntelos.net	1	0.00%	1
	sterlingnetwork.net	1	0.00%	3
96.	Texas Parks & Wildlife Department	73	0.08%	73
	state.tx.us	73	0.08%	73
97.	Hughes Network Systems	73	0.08%	284
	direcpc.com	73	0.08%	284
98.	National Aeronautics and Space Administration	72	0.08%	171
	nasa.gov	54	0.06%	116
	Unresolved IP Address	18	0.02%	55
99.	University of Arizona	70	0.08%	190
	arizona.edu	48	0.05%	140
	Unresolved IP Address	22	0.02%	50
100.	North Carolina State University	69	0.08%	167
	ncsu.edu	67	0.08%	165
	rti.org	2	0.00%	2
101.	Infrastructer	67	0.08%	264
	59.airtelbroadband.in	45	0.05%	106
	203.airtelbroadband.in	21	0.02%	151
	Unresolved IP Address	1	0.00%	7
102.	Virginia Tech CNS	67	0.08%	197
	vt.edu	65	0.07%	182
	Unresolved IP Address	2	0.00%	15
103.	University of California, Davis	66	0.07%	228
	Unresolved IP Address	35	0.04%	164
	ucdavis.edu	31	0.04%	64
104.	imported inetnum object for STPL-3	66	0.07%	109
	singnet.com.sg	54	0.06%	93
	Unresolved IP Address	12	0.01%	16
105.	Harvard University	65	0.07%	203
	harvard.edu	54	0.06%	154
	Unresolved IP Address	11	0.01%	49
106.	U.S. Geological Survey	64	0.07%	148

	Organization Domain Name	Visits	% Visits	Hits
	usgs.gov	64	0.07%	148
■ 107.	Pennsylvania State University	63	0.07%	181
	psu.edu	50	0.06%	162
	Unresolved IP Address	13	0.01%	19
■ 108.	Data Return	63	0.07%	87
	datareturn.com	63	0.07%	87
■ 109.	KOREA TELECOM	62	0.07%	604
	Unresolved IP Address	51	0.06%	122
	yonsei.ac.kr	11	0.01%	482
■ 110.	Here for in-addr,arpa authentication	60	0.07%	104
	iwayafrica.com	15	0.02%	20
	Unresolved IP Address	11	0.01%	19
	starcomms.com	9	0.01%	17
	nitelnet.com	8	0.01%	20
	suanet.ac.tz	4	0.00%	6
	kemri-nuitm.or.ke	3	0.00%	9
	mweb.co.za	3	0.00%	3
	yalla.com	2	0.00%	2
	internetghana.com	1	0.00%	2
	ttcldata.net	1	0.00%	1
	directonpc.com	1	0.00%	1
	africaonline.co.zw	1	0.00%	3
	wbs.co.za	1	0.00%	1
■ 111.	Sympatico HSE	59	0.07%	211
	dsl.bell.ca	53	0.06%	183
	sdsl.bell.ca	6	0.01%	28
■ 112.	CNCGroup FuJian province network	59	0.07%	59
	Unresolved IP Address	59	0.07%	59
■ 113.	Purdue University	59	0.07%	172
	purdue.edu	59	0.07%	172
■ 114.	D. A. Cox Enterprises, Incorporated	59	0.07%	192
	cox.net	40	0.05%	109
	dslextreme.com	6	0.01%	10
	gmavt.net	4	0.00%	16
	Unresolved IP Address	2	0.00%	30
	narrabay.com	2	0.00%	2
	atlasok.com	1	0.00%	1
	acg-us.com	1	0.00%	1
	usd443.org	1	0.00%	2
	mbhsc.com	1	0.00%	20

	Organization Domain Name	Visits	% Visits	Hits
	synogenmail.com	1	0.00%	1
■ 115.	MIMOS BHD	57	0.06%	173
	Unresolved IP Address	40	0.05%	154
	sirim.my	14	0.02%	16
	um.edu.my	2	0.00%	2
	fwa8.jaring.my	1	0.00%	1
■ 116.	Education and Research Network	56	0.06%	189
	Unresolved IP Address	53	0.06%	183
	unigoa.ac.in	2	0.00%	2
	jdvu.ac.in	1	0.00%	4
■ 117.	University of Tennessee	56	0.06%	227
	Unresolved IP Address	30	0.03%	129
	utk.edu	26	0.03%	98
■ 118.	University of Georgia	56	0.06%	114
	Unresolved IP Address	32	0.04%	65
	uga.edu	24	0.03%	49
■ 119.	PT. Telekomunikasi Indonesia	56	0.06%	152
	telkom.net.id	37	0.04%	58
	Unresolved IP Address	18	0.02%	93
	sttelkom.ac.id	1	0.00%	1
■ 120.	Software Technology Park	56	0.06%	207
	Unresolved IP Address	42	0.05%	140
	itrc.res.in	9	0.01%	19
	soft.net	1	0.00%	1
	bvb.edu	1	0.00%	35
	cdri.res.in	1	0.00%	10
	jipmer.com	1	0.00%	1
	efftronics.net	1	0.00%	1
■ 121.	University of California at Berkeley	55	0.06%	147
	Berkeley.EDU	54	0.06%	146
	Unresolved IP Address	1	0.00%	1
■ 122.	Deutsche Telekom AG	55	0.06%	166
	t-dialin.net	28	0.03%	81
	dip0.t-ipconnect.de	24	0.03%	81
	Unresolved IP Address	3	0.00%	4
■ 123.	CABLES-CUSTOMERS-CONNECTION	55	0.06%	59
	bezeqint.net	55	0.06%	59
■ 124.	IT Interactive	54	0.06%	214
	grouptelecom.net	54	0.06%	214
■ 125.	Battelle Memorial Institute	54	0.06%	173

	Organization Domain Name	Visits	% Visits	Hits
	Unresolved IP Address	37	0.04%	139
	battelle.com	17	0.02%	34
■ 126.	University of North Carolina	54	0.06%	161
	unc.edu	52	0.06%	157
	Unresolved IP Address	2	0.00%	4
■ 127.	Comite Gestor da Internet no Brasil	54	0.06%	313
	brasiltelecom.net.br	12	0.01%	84
	telesp.net.br	12	0.01%	25
	veloxzone.com.br	9	0.01%	10
	Unresolved IP Address	7	0.01%	11
	virtua.com.br	4	0.00%	10
	directnet.com.br	2	0.00%	2
	cnpdia.embrapa.br	2	0.00%	15
	ufrn.br	1	0.00%	1
	inpa.gov.br	1	0.00%	1
	intelignet.com.br	1	0.00%	149
	ajato.com.br	1	0.00%	1
	telemar.net.br	1	0.00%	1
	def.ufv.br	1	0.00%	3
■ 128.	Internet service provider	54	0.06%	98
	asianet.co.th	30	0.03%	67
	Unresolved IP Address	17	0.02%	24
	tri-isys.com	3	0.00%	3
	dhaka.net	1	0.00%	1
	b-online.gr	1	0.00%	1
	ae.net.sa	1	0.00%	1
	pacenet-india.com	1	0.00%	1
■ 129.	Yahoo	54	0.06%	1,182
	yahoo.com	42	0.05%	1,167
	Unresolved IP Address	12	0.01%	15
■ 130.	INTERLAND	53	0.06%	73
	outboundrequest.com	53	0.06%	73
■ 131.	HopOne Internet Corporation	53	0.06%	75
	svabuse.info	46	0.05%	46
	Unresolved IP Address	5	0.01%	15
	mezzano.com.br	1	0.00%	1
	superb.net	1	0.00%	13
■ 132.	Websense	53	0.06%	53
	twtelecom.net	53	0.06%	53
■ 133.	Cornell University	53	0.06%	151

	Organization Domain Name	Visits	% Visits	Hits
	cornell.edu	48	0.05%	143
	Unresolved IP Address	3	0.00%	5
	nsdl.org	2	0.00%	3
■ 134.	North Carolina Research and Education Network	52	0.06%	130
	unc.edu	31	0.04%	89
	Unresolved IP Address	13	0.01%	26
	ncren.net	5	0.01%	11
	pitt.nc.us	1	0.00%	2
	durhamtech.edu	1	0.00%	1
	renci.org	1	0.00%	1
■ 135.	Ministry of Education Computer Center	52	0.06%	137
	Unresolved IP Address	21	0.02%	46
	tnrc.edu.tw	7	0.01%	30
	sinica.edu.tw	3	0.00%	5
	ttu.edu.tw	2	0.00%	2
	cmu.edu.tw	2	0.00%	14
	ym.edu.tw	2	0.00%	14
	ntnu.edu.tw	2	0.00%	2
	ntust.edu.tw	2	0.00%	2
	nttu.edu.tw	1	0.00%	1
	kh.edu.tw	1	0.00%	2
	npust.edu.tw	1	0.00%	1
	nsrrc.org.tw	1	0.00%	1
	ntut.edu.tw	1	0.00%	1
	ncu.edu.tw	1	0.00%	11
	nsysu.edu.tw	1	0.00%	1
	tcc.edu.tw	1	0.00%	1
	niu.edu.tw	1	0.00%	1
	ntou.edu.tw	1	0.00%	1
	tp1rc.edu.tw	1	0.00%	1
■ 136.	Georgia Institute of Technology	52	0.06%	222
	gatech.edu	45	0.05%	215
	Unresolved IP Address	6	0.01%	6
	atl.ga.us	1	0.00%	1
■ 137.	NTL Internet	51	0.06%	68
	ntli.net	51	0.06%	68
■ 138.	University of South Florida	51	0.06%	98
	Unresolved IP Address	26	0.03%	47
	usf.edu	24	0.03%	49

	Organization Domain Name	Visits	% Visits	Hits
	usgs.gov	1	0.00%	2
139.	Network Information Center Mexico	51	0.06%	208
	cableonline.com.mx	40	0.05%	181
	Unresolved IP Address	3	0.00%	6
	telnor.net	3	0.00%	4
	uninet-ide.com.mx	2	0.00%	2
	alestra.net.mx	2	0.00%	11
	cablevision.net.mx	1	0.00%	4
140.	ServerBeach	51	0.06%	58
	Unresolved IP Address	34	0.04%	37
	answers.com	16	0.02%	19
	drclabs.com	1	0.00%	2
141.	Telewest HSD Platform	51	0.06%	340
	blueyonder.co.uk	51	0.06%	340
142.	Telkom SA Ltd	51	0.06%	81
	saix.net	51	0.06%	81
143.	CHTD, Chunghwa Telecom Co., Ltd.	50	0.06%	122
	hinet.net	29	0.03%	93
	Unresolved IP Address	17	0.02%	25
	umc.com	1	0.00%	1
	polyvane.com.tw	1	0.00%	1
	creditable.com.tw	1	0.00%	1
	nexcom.com.tw	1	0.00%	1
144.	Daum Communication	50	0.06%	50
	Unresolved IP Address	50	0.06%	50
145.	NCTC	50	0.06%	66
	navy.mil	42	0.05%	55
	usmc.mil	8	0.01%	11
146.	USDA Office of Operations	50	0.06%	128
	Unresolved IP Address	31	0.04%	91
	fs.fed.us	14	0.02%	22
	usda.gov	5	0.01%	15
147.	University of Minnesota	49	0.06%	156
	umn.edu	48	0.05%	152
	Unresolved IP Address	1	0.00%	4
148.	Iowa State University	49	0.06%	138
	iastate.edu	41	0.05%	119
	Unresolved IP Address	8	0.01%	19
149.	iPowerWeb, Inc.	49	0.06%	107
	ipowerweb.com	49	0.06%	107

	Organization Domain Name	Visits	% Visits	Hits
150.	Kansas State University	49	0.06%	134
	Unresolved IP Address	26	0.03%	89
	ksu.edu	19	0.02%	38
	k-state.net	4	0.00%	7
151.	Oregon State University	48	0.05%	108
	oregonstate.edu	39	0.04%	91
	orst.edu	9	0.01%	17
152.	Columbia University	48	0.05%	118
	columbia.edu	47	0.05%	115
	Unresolved IP Address	1	0.00%	3
153.	Uninet	47	0.05%	99
	Unresolved IP Address	40	0.05%	89
	mahidol.ac.th	6	0.01%	9
	buu.ac.th	1	0.00%	1
154.	UNIVERSITY OF IDAHO	47	0.05%	200
	uidaho.edu	44	0.05%	187
	Unresolved IP Address	3	0.00%	13
155.	Internet Service Unit ISU	46	0.05%	89
	isu.net.sa	46	0.05%	89
156.	Rutgers University	46	0.05%	103
	rutgers.edu	42	0.05%	95
	Unresolved IP Address	4	0.00%	8
157.	CNCGROUP Tianjin province network	46	0.05%	110
	asd.tj.cn	46	0.05%	110
158.	University of Hawaii	46	0.05%	97
	hawaii.edu	35	0.04%	58
	Unresolved IP Address	11	0.01%	39
159.	University of California, Santa Barbara	46	0.05%	98
	ucsb.edu	31	0.04%	59
	Unresolved IP Address	15	0.02%	39
160.	Digital Gateway Systems, Inc.	46	0.05%	52
	Unresolved IP Address	42	0.05%	48
	bostondatacenters.com	4	0.00%	4
161.	CHINANET Guangdong province network	46	0.05%	133
	Unresolved IP Address	46	0.05%	133
162.	Meridian Telekoms Inc.	45	0.05%	66
	Unresolved IP Address	44	0.05%	65
	e-2door.com	1	0.00%	1
163.	California State Polytechnic University	44	0.05%	144
	csupomona.edu	44	0.05%	144

	Organization Domain Name	Visits	% Visits	Hits
■ 164.	National Center for Atmospheric Research	44	0.05%	73
	ucar.edu	40	0.05%	64
	Unresolved IP Address	4	0.00%	9
■ 165.	Johns Hopkins University	44	0.05%	132
	jhu.edu	23	0.03%	86
	jhsp.h.edu	13	0.01%	32
	Unresolved IP Address	8	0.01%	14
■ 166.	Indiana Higher Education Telecommunication System	43	0.05%	108
	state.in.us	18	0.02%	45
	Unresolved IP Address	15	0.02%	51
	k12.in.us	7	0.01%	9
	ena.net	3	0.00%	3
■ 167.	Illinois Century Network	43	0.05%	111
	Unresolved IP Address	19	0.02%	59
	k12.il.us	10	0.01%	17
	illinois.net	7	0.01%	24
	morainevalley.net	2	0.00%	4
	meridian223.org	1	0.00%	1
	jjc.edu	1	0.00%	1
	lake.il.us	1	0.00%	3
	kahoks.org	1	0.00%	1
	swic.edu	1	0.00%	1
■ 168.	CABLE ONE	43	0.05%	113
	cableone.net	43	0.05%	113
■ 169.	University of Maine System	43	0.05%	144
	maine.edu	43	0.05%	144
■ 170.	Battelle Pacific Northwest Laboratory	42	0.05%	86
	pnl.gov	42	0.05%	86
■ 171.	Department of Veterans Affairs	40	0.05%	52
	va.gov	40	0.05%	52
■ 172.	University of Virginia	40	0.05%	123
	Virginia.EDU	27	0.03%	95
	Unresolved IP Address	12	0.01%	26
	nsu.edu	1	0.00%	2
■ 173.	EstHost hosting company	40	0.05%	59
	inhoster.com	40	0.05%	59
■ 174.	SAKURA Internet Inc.	40	0.05%	48
	sakura.ne.jp	40	0.05%	48
■ 175.	Yale University	40	0.05%	102

	Organization Domain Name	Visits	% Visits	Hits
	yale.edu	40	0.05%	102
176.	Auburn University	39	0.04%	89
	auburn.edu	31	0.04%	72
	Unresolved IP Address	8	0.01%	17
177.	University Of Kentucky	39	0.04%	97
	Unresolved IP Address	37	0.04%	85
	uky.edu	2	0.00%	12
178.	Mediacom Communications Corp	39	0.04%	88
	mchsi.com	39	0.04%	88
179.	WholeSale Internet	39	0.04%	46
	wisdomtool.com	39	0.04%	46
180.	SetNet Corporation	39	0.04%	74
	setnet.com	39	0.04%	74
181.	Massachusetts Institute of Technology	38	0.04%	79
	mit.edu	31	0.04%	66
	Unresolved IP Address	6	0.01%	11
	w3.org	1	0.00%	2
182.	VERIZON	38	0.04%	87
	verizon.net	35	0.04%	75
	ncasi.org	2	0.00%	11
	dscicorp.com	1	0.00%	1
183.	Bergeson and Campbell	38	0.04%	96
	atlantech.net	38	0.04%	96
184.	Teale Data Center	38	0.04%	117
	Unresolved IP Address	29	0.03%	86
	ca.gov	9	0.01%	31
185.	National Wetlands Research Center,	38	0.04%	99
	usgs.gov	38	0.04%	99
186.	StarHub Cable Vision Ltd	38	0.04%	115
	maxonline.com.sg	38	0.04%	115
187.	CoreExpress	38	0.04%	38
	bhangra.fm	38	0.04%	38
188.	Stanford University Network	38	0.04%	2,326
	stanford.edu	38	0.04%	2,326
189.	WebVision/ATMLINK Inc.	38	0.04%	38
	Unresolved IP Address	34	0.04%	34
	apexoo.com	4	0.00%	4
190.	University of Massachusetts	38	0.04%	94
	umass.edu	37	0.04%	91
	Unresolved IP Address	1	0.00%	3

	Organization Domain Name	Visits	% Visits	Hits
191.	Arizona State University	38	0.04%	100
	asu.edu	35	0.04%	83
	Unresolved IP Address	3	0.00%	17
192.	University of Delaware	38	0.04%	89
	udel.edu	37	0.04%	88
	Unresolved IP Address	1	0.00%	1
193.	Southern California Water Company	37	0.04%	3,336
	Unresolved IP Address	37	0.04%	3,336
194.	Adelphia Communications Corp.	37	0.04%	86
	adelphia.net	37	0.04%	86
195.	Rowan College of New Jersey	37	0.04%	149
	rowan.edu	37	0.04%	149
196.	University of New Hampshire	37	0.04%	137
	unh.edu	37	0.04%	137
197.	Companhia de Telecomunicacoes de Macau	37	0.04%	37
	ca.gov.mo	36	0.04%	36
	ctm.net	1	0.00%	1
198.	telus	36	0.04%	120
	telus.net	31	0.04%	104
	semo.net	3	0.00%	14
	Unresolved IP Address	2	0.00%	2
199.	University of California, Irvine	36	0.04%	80
	uci.edu	35	0.04%	79
	Unresolved IP Address	1	0.00%	1
200.	CNCGROUP Beijing province network	36	0.04%	87
	Unresolved IP Address	35	0.04%	86
	bta.net.cn	1	0.00%	1
	Other	22,505	25.47%	86,196
	Total	88,357	100.00%	270,657

items 1-200 of 200

Organizations - Help Card



Column Definitions

Organization

The name of the organization, which could be a company, a government agency, a school, or any other type of organization. This name was determined by either of the following methods:

- The visitor's IP address matched an Intranet Domain configuration within the Admin Console.
- Looking up the visitor's IP address in the WebTrends GeoTrends Database.

Unknown

The organization could not be determined.

Domain Name

The text name (for example, webtrends.com) corresponding to the visitor's IP address. The domain name can be determined from any of the following methods:

- The domain was logged by the web server.
- The IP address matched an Intranet Domain configuration within the Admin Console.
- DNS resolution.

IP addresses that do not resolve to a domain by these methods are categorized as follows:

- Reserved IP Address - The IP address falls within a block of reserved addresses. For example, 192.168.x.x and 10.x.x.x addresses are reserved for private networks.
- Unresolved IP Address - Category for IP addresses that did not resolve to a domain (perhaps because DNS resolution was disabled).

The domain name shown is the second-level domain name, such as webtrends.com. For example, all visitors from sales.webtrends.com, us.sales.webtrends.com, and service.webtrends.com are combined in the statistics for webtrends.com. If the top-level domain name is a country code, then the third-level domain name is shown also (for example, anycompany.com.au).

Visits

Number of visits to your site from this organization. A visit is a series of actions that begins when a visitor views their first page from the server, and ends when the visitor leaves the site or remains idle beyond the idle-time limit. The default idle-time limit is thirty minutes. This time limit can be changed by the system administrator.

Hits

Number of hits to your site from this organization. Each file requested by a visitor registers as a hit. There can be several hits on each page. While the volume of hits reflects the amount of server traffic, it is not an accurate reflection of the number of pages viewed.



Report Descriptions

Use this information when you are interested in an organization as a whole, such as Webtrends Inc. You can identify the major domain names from each company, such as webtrends.com from WebTrends Inc.

Authenticated Usernames

This report identifies the true name and activity level of the visitors logging onto a server that requires a user name and password.

Authenticated Usernames Trend

No data is available for this graph.

Authenticated Usernames

No data is available for this graph.

Authenticated Usernames

No data is available for this table.

Authenticated Usernames - Help Card



Column Definitions

Authenticated Username

A visitor tracked by user name and password rather than by IP address. You may find more authenticated user names than total visitors because several persons may be using the same IP address. Since many ISPs dynamically assign IP addresses, and since multiple visitors may use a single IP address, authentication is a much more accurate way to identify visitors.

Visits

Number of times the specified visitor visited your site. A visit is a series of actions that begins when a visitor views their first page from the server, and ends when the visitor leaves the site or remains idle beyond the idle-time limit. The default idle-time limit is thirty minutes. This time limit can be changed by the system administrator.

Hits

Number of hits generated by the specified visitor. Each file requested by a visitor registers as a hit. There can be several hits on each page. While the volume of hits reflects the amount of server traffic, it is not an accurate reflection of the number of pages viewed.

%

Percentage of visits or hits to your site by the specified visitor out of those by all authenticated user names.



Report Descriptions

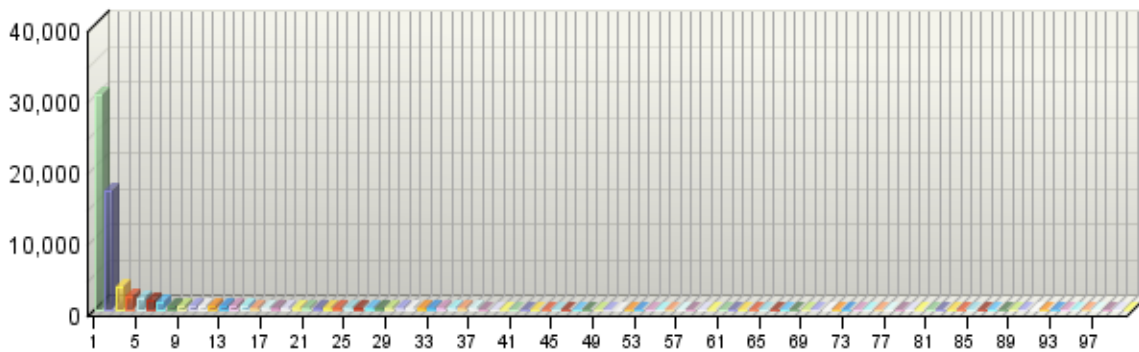
You may use this information for your marketing efforts, such as special promotions or newsletters.

Domain Names

This report lists the domain name that generates the most activity to your web site.

Domain Names

Visits



Domain Names

	Domain Name	Visits	% Visits	Hits
1.	inktomisearch.com	30,195	34.17%	33,562
2.	Unresolved IP Address	16,690	18.89%	79,877
3.	live.com	3,208	3.63%	12,209
4.	comcast.net	2,016	2.28%	5,739
5.	rr.com	1,615	1.83%	4,866
6.	verizon.net	1,314	1.49%	3,792
7.	aol.com	1,074	1.22%	1,748
8.	cox.net	671	0.76%	1,681
9.	sbcglobal.net	587	0.66%	1,842
10.	ask.com	556	0.63%	4,973
11.	charter.com	543	0.61%	2,082
12.	bezeqint.net	510	0.58%	535
13.	bellsouth.net	490	0.55%	1,143
14.	phx.gbl	454	0.51%	1,713
15.	pacbell.net	431	0.49%	1,039
16.	qwest.net	385	0.44%	1,131
17.	googlebot.com	326	0.37%	9,285
18.	optonline.net	294	0.33%	778
19.	swbell.net	289	0.33%	1,065

	Domain Name	Visits	% Visits	Hits
20.	cosmixcorp.com	289	0.33%	467
21.	twtelecom.net	282	0.32%	2,196
22.	vsnl.net.in	264	0.30%	885
23.	exabot.com	245	0.28%	357
24.	ameritech.net	216	0.24%	854
25.	fti.net	212	0.24%	316
26.	rima-tde.net	170	0.19%	370
27.	adelphia.net	169	0.19%	527
28.	picsearch.com	166	0.19%	243
29.	mindspring.com	165	0.19%	451
30.	become.com	161	0.18%	303
31.	theplanet.com	155	0.18%	217
32.	embarqhsd.net	152	0.17%	424
33.	covad.net	143	0.16%	504
34.	Level3.net	141	0.16%	434
35.	insightbb.com	141	0.16%	499
36.	dsl.bell.ca	139	0.16%	389
37.	yahoo.com	138	0.16%	4,382
38.	usgs.gov	131	0.15%	319
39.	btcentralplus.com	128	0.14%	232
40.	shawcable.net	118	0.13%	305
41.	CMU.EDU	117	0.13%	534
42.	cos.com	117	0.13%	222
43.	rogers.com	116	0.13%	306
44.	uiuc.edu	115	0.13%	362
45.	rcn.com	105	0.12%	524
46.	abo.wanadoo.fr	104	0.12%	2,812
47.	sify.net	104	0.12%	270
48.	looksmart.com	103	0.12%	225
49.	rti.org	102	0.12%	532
50.	MBL.EDU	102	0.12%	134
51.	nextgentel.com	95	0.11%	195
52.	t-dialin.net	94	0.11%	367
53.	army.mil	92	0.10%	295
54.	layeredtech.com	90	0.10%	195
55.	ntli.net	85	0.10%	118
56.	unc.edu	84	0.10%	248
57.	hinet.net	84	0.10%	295
58.	net.my	84	0.10%	180
59.	epa.gov	83	0.09%	426
60.	umich.edu	81	0.09%	240

	Domain Name	Visits	% Visits	Hits
61.	state.tx.us	79	0.09%	89
62.	asianet.co.th	78	0.09%	181
63.	af.mil	77	0.09%	458
64.	msu.edu	77	0.09%	199
65.	duke.edu	76	0.09%	212
66.	blueyonder.co.uk	74	0.08%	420
67.	dixievalley.net	74	0.08%	95
68.	google.com	73	0.08%	96
69.	ufl.edu	73	0.08%	231
70.	direcpc.com	73	0.08%	284
71.	mchsi.com	73	0.08%	228
72.	colostate.edu	72	0.08%	170
73.	comcastbusiness.net	71	0.08%	234
74.	washington.edu	69	0.08%	170
75.	speakeasy.net	69	0.08%	334
76.	grouptelecom.net	68	0.08%	243
77.	prod-infinity.com.mx	68	0.08%	192
78.	59.airtelbroadband.in	68	0.08%	201
79.	ttnet.net.tr	68	0.08%	233
80.	ohio-state.edu	67	0.08%	130
81.	algx.net	67	0.08%	113
82.	ncsu.edu	67	0.08%	165
83.	alltel.net	67	0.08%	169
84.	singnet.com.sg	65	0.07%	106
85.	saix.net	65	0.07%	95
86.	vt.edu	65	0.07%	182
87.	telus.net	65	0.07%	183
88.	pldt.net	64	0.07%	204
89.	tamu.edu	64	0.07%	136
90.	isu.net.sa	64	0.07%	128
91.	datareturn.com	63	0.07%	87
92.	noaa.gov	61	0.07%	119
93.	tedata.net	61	0.07%	403
94.	telkom.net.id	60	0.07%	286
95.	stanford.edu	60	0.07%	2,363
96.	frontiernet.net	60	0.07%	201
97.	suddenlink.net	60	0.07%	213
98.	125.airtelbroadband.in	60	0.07%	205
99.	emirates.net.ae	60	0.07%	203
100.	navy.mil	59	0.07%	143
101.	purdue.edu	59	0.07%	172

	Domain Name	Visits	% Visits	Hits
102.	nih.gov	58	0.07%	157
103.	saidcom.com	56	0.06%	102
104.	as9105.com	55	0.06%	121
105.	xo.net	54	0.06%	196
106.	nasa.gov	54	0.06%	116
107.	harvard.edu	54	0.06%	154
108.	berkeley.edu	54	0.06%	146
109.	outboundrequest.com	53	0.06%	73
110.	wisc.edu	53	0.06%	178
111.	razorservers.com	52	0.06%	82
112.	ucr.edu	52	0.06%	295
113.	fuse.net	51	0.06%	194
114.	cableone.net	51	0.06%	132
115.	psu.edu	50	0.06%	162
116.	ipowerweb.com	49	0.06%	107
117.	atlantech.net	49	0.06%	156
118.	dip0.t-ipconnect.de	49	0.06%	156
119.	arizona.edu	48	0.05%	140
120.	umn.edu	48	0.05%	152
121.	cornell.edu	48	0.05%	143
122.	columbia.edu	47	0.05%	115
123.	61.airtelbroadband.in	47	0.05%	167
124.	proxad.net	47	0.05%	200
125.	retail.telecomitalia.it	46	0.05%	232
126.	snet.net	46	0.05%	124
127.	asd.tj.cn	46	0.05%	110
128.	svabuse.info	46	0.05%	46
129.	mc.videotron.ca	45	0.05%	212
130.	gatech.edu	45	0.05%	215
131.	csupomona.edu	44	0.05%	144
132.	uidaho.edu	44	0.05%	187
133.	cableonline.com.mx	44	0.05%	188
134.	cgocable.net	44	0.05%	186
135.	maine.edu	44	0.05%	145
136.	mtnl.net.in	43	0.05%	115
137.	onfirehosting.net	42	0.05%	74
138.	Rutgers.EDU	42	0.05%	95
139.	pnl.gov	42	0.05%	86
140.	iastate.edu	41	0.05%	119
141.	pol.co.uk	41	0.05%	44
142.	oregonstate.edu	40	0.05%	92

	Domain Name	Visits	% Visits	Hits
143.	inhoster.com	40	0.05%	59
144.	sakura.ne.jp	40	0.05%	48
145.	centurytel.net	40	0.05%	97
146.	ucar.edu	40	0.05%	64
147.	yale.edu	40	0.05%	102
148.	va.gov	40	0.05%	52
149.	ucdavis.edu	39	0.04%	74
150.	wisdomtool.com	39	0.04%	46
151.	ntl.com	39	0.04%	105
152.	adsl.tpnet.pl	39	0.04%	64
153.	earthlink.net	39	0.04%	72
154.	setnet.com	39	0.04%	74
155.	myvzw.com	38	0.04%	98
156.	bhangra.fm	38	0.04%	38
157.	maxonline.com.sg	38	0.04%	115
158.	unh.edu	37	0.04%	137
159.	rowan.edu	37	0.04%	149
160.	umass.edu	37	0.04%	91
161.	secureserver.net	37	0.04%	73
162.	udel.edu	37	0.04%	88
163.	163data.com.cn	36	0.04%	377
164.	wideopenwest.com	36	0.04%	98
165.	ca.gov.mo	36	0.04%	36
166.	hawaii.edu	35	0.04%	58
167.	umontana.edu	35	0.04%	115
168.	choiceone.net	35	0.04%	90
169.	uci.edu	35	0.04%	79
170.	uc.edu	35	0.04%	132
171.	asu.edu	35	0.04%	83
172.	bol.net.in	34	0.04%	126
173.	bbtec.net	33	0.04%	164
174.	fda.gov	33	0.04%	157
175.	ttemi.com	33	0.04%	115
176.	usc.edu	32	0.04%	61
177.	fs.fed.us	32	0.04%	51
178.	cdc.gov	32	0.04%	91
179.	ttu.edu	32	0.04%	95
180.	UPENN.EDU	32	0.04%	91
181.	lime.com	31	0.04%	93
182.	uiowa.edu	31	0.04%	77
183.	unttd.com	31	0.04%	83

	Domain Name	Visits	% Visits	Hits
184.	auburn.edu	31	0.04%	72
185.	mit.edu	31	0.04%	66
186.	ucsb.edu	31	0.04%	59
187.	wsu.edu	30	0.03%	66
188.	sonomatech.com	30	0.03%	31
189.	colorado.edu	30	0.03%	128
190.	usu.edu	30	0.03%	79
191.	about.com	30	0.03%	32
192.	kosmohost.net	30	0.03%	31
193.	xigs.net	30	0.03%	97
194.	ctinets.com	29	0.03%	34
195.	203.airtelbroadband.in	29	0.03%	163
196.	prtc.net	29	0.03%	57
197.	tufts.edu	29	0.03%	73
198.	tds.net	28	0.03%	169
199.	usda.gov	28	0.03%	77
200.	chula.ac.th	28	0.03%	62
Subtotal for rows: 1 - 200		74,037	83.79%	213,562
Other		14,320	16.21%	57,095
Total		88,357	100.00%	270,657

items 1-200 of 2000

Domain Names - Help Card



Column Definitions

Domain Name

The text name (for example, webtrends.com) corresponding to the visitor's IP address. The domain name can be determined from any of the following methods:

- The domain was logged by the web server.
- The IP address matched an Intranet Domain configuration within the Admin Console.
- DNS resolution.

IP addresses that do not resolve to a domain by these methods are categorized as follows:

- Reserved IP Address - The IP address falls within a block of reserved addresses. For example, 192.168.x.x and 10.x.x.x addresses are reserved for private networks.
- Unresolved IP Address - Category for IP addresses that did not resolve to a domain (perhaps because DNS resolution was disabled).

The domain name shown is the second-level domain name, such as webtrends.com. For example, all visitors from sales.webtrends.com, us.sales.webtrends.com, and service.webtrends.com are combined in the statistics for webtrends.com. If the top-level domain name is a country code, then the third-level domain name is shown also (for example, anycompany.com.au).

Visits

Number of visits to your site from this domain name. A visit is a series of actions that begins when a visitor views their first page from the server, and ends when the visitor leaves the site or remains idle beyond the idle-time limit. The default idle-time limit is thirty minutes. This time limit can be changed by the system administrator.

Hits

Number of hits to your site from this domain name. Each file requested by a visitor registers as a hit. There can be several hits on each page. While the volume of hits reflects the amount of server traffic, it is not an accurate reflection of the number of pages viewed.



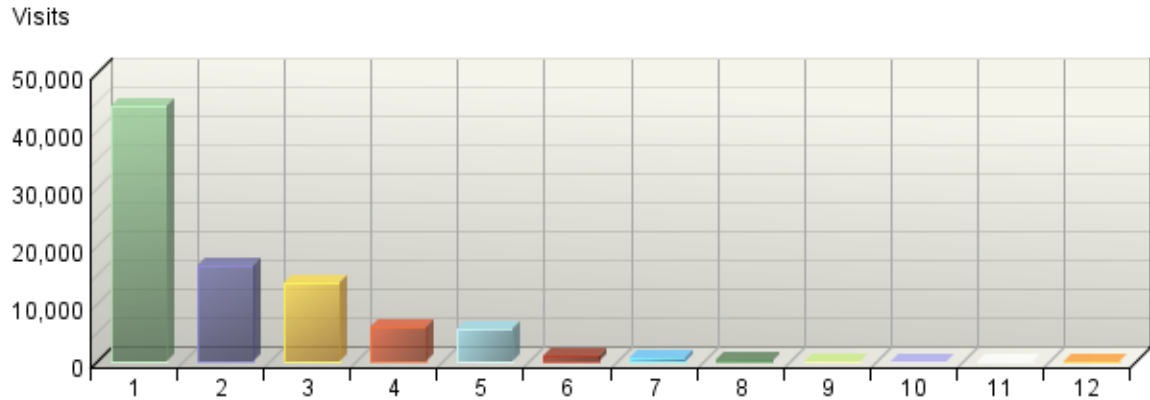
Report Descriptions

Use this information when you are interested in high-level domain names of visitors generating the most activity to your web site.

Top-Level Domain Types

This report provides a breakdown of top-level domain types.

Top-Level Domain Types



Top-Level Domain Types

Top-Level Domain Types	Visits	% Visits	Hits
Commercial	44,389	50.24%	97,353
Unresolved IP Address	16,692	18.89%	79,879
Network	13,561	15.35%	44,991
Education	6,012	6.80%	21,035
Unknown	5,663	6.41%	20,918
Government	986	1.12%	3,259
Organization	666	0.75%	2,070
Military	291	0.33%	1,002
Informational	63	0.07%	80
ARPANET	21	0.02%	44
International	7	0.01%	15
Business	6	0.01%	11
Total	88,357	100.00%	270,657

items 1-12 of 12

Top-Level Domain Types - Help Card



Column Definitions

Reserved IP Address

The IP address falls within a block of reserved addresses. For example, 192.168.x.x and 10.x.x.x addresses are reserved for private networks.

Unresolved IP Address

Category for IP addresses that did not resolve to a domain (perhaps because DNS resolution was disabled).

Unknown

The domain suffix did not match any of the top-level domain categories.

Top-Level Domain

The suffix of a domain name. A top-level domain can be based on the type of organization (.com, .edu, .museum, .name, etc) or it can be a country code (.uk, .de, .jp, .us, etc.). The top-level domain can be used to identify the type of web site. The following is a partial list of how this report categorizes top-level domains:

- ARPANET: .arpa
- Commercial: .com .co .com.[country code] .co.[country code] .firm.co .firm.ve .ltd.uk .info .biz
- Education: .edu .edu.[country-code] .ed.[country code] .ac.[country code] .school.[country code] .k12.[country code] .re.kr .sch.uk .edunet.tn
- International: .int .int.co .int.ve .intl.tn
- Government: .gov .gov.[country code] .gove.[country code] .go.[country code]
- Military: .mil .mil.[country code]
- Network: .net .ad.jp .ne.kr .net.[country code]
- Organization: .org .or .org.[country code] .or.[country code]
- Personal: .name

Visits

Number of visits to your site from the specified top-level domain. A visit is a series of actions that begins when a visitor views their first page from the server, and ends when the visitor leaves the site or remains idle beyond the idle-time limit. The default idle-time limit is thirty minutes. This time limit can be changed by the system administrator.

Hits

Number of hits to your site from the specified top-level domain. Each file requested by a visitor registers as a hit. There can be several hits on each page. While the volume of hits reflects the amount of server traffic, it is not an accurate reflection of the number of pages viewed.



Report Descriptions

Consider which types of organizations are interested in your site, and consider how you can interest other types of organizations.

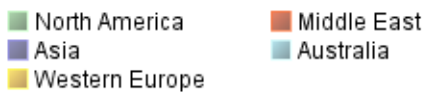
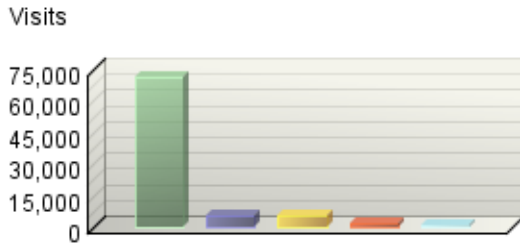
Note: This information can be displayed only if reverse DNS lookups have been performed. Even when DNS lookups are performed, some IP addresses cannot be resolved to a domain name.

Total - This represents the total visits or hits where there was sufficient information to identify the top-level domain. This number may be less than the total activity overall.

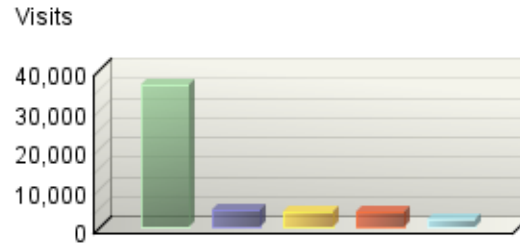
Geography Dashboard

This page contains key graphs and tables that provide an overview of this chapter. When viewing through the on-demand interface, you can click on the title of a graph or table to navigate to the corresponding page.

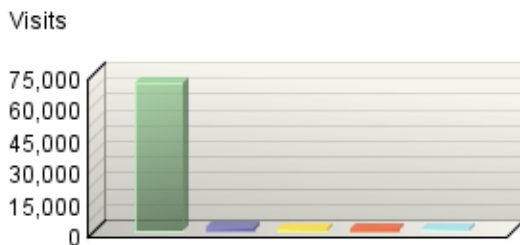
Regions



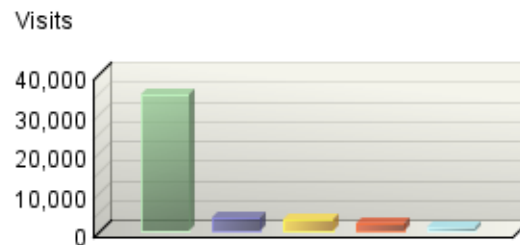
North American States and Provinces



Countries



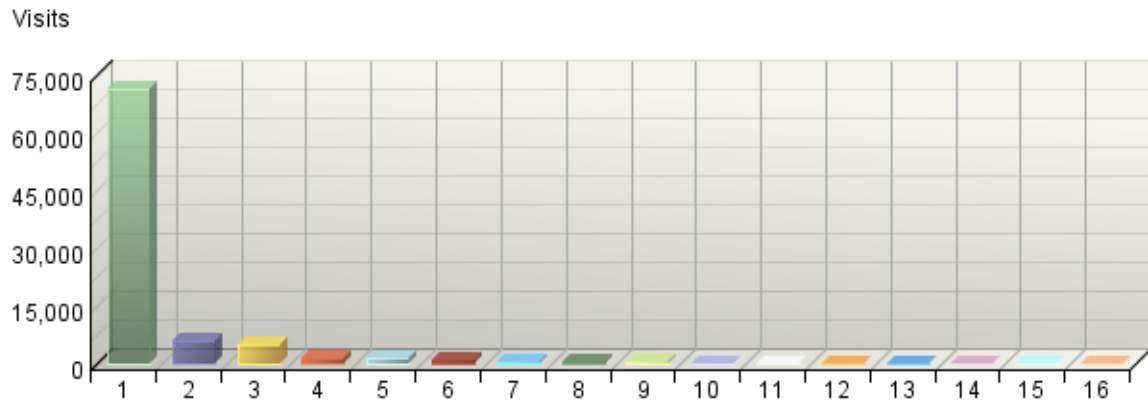
Cities



Regions

This report identifies the top geographic regions of the visitors to your site.

Regions



Regions

Regions	Visits	% Visits
1. North America	71,368	80.77%
2. Asia	5,855	6.63%
3. Western Europe	5,172	5.85%
4. Middle East	1,601	1.81%
5. Australia	1,279	1.45%
6. Eastern Europe	815	0.92%
7. Northern Europe	693	0.78%
8. South America	512	0.58%
9. Eastern Africa	293	0.33%
10. Southern Africa	223	0.25%
11. Northern Africa	185	0.21%
12. Western Africa	130	0.15%
13. Caribbean Islands	124	0.14%
14. Pacific Islands	74	0.08%
15. Central America	27	0.03%
16. Central Africa	6	0.01%
Total	88,357	100.00%

items 1-16 of 16

Regions - Help Card



Column Definitions

Regions

The geographic part of the world where visitors to your web site are located. "Unspecified Region" represents visitors whose geographic region could not be determined. "Unknown Region" represents visitors whose country has been determined but not identified with a specific region. If the WebTrends GeoTrends Database is turned on for this profile, the region is determined by looking up the visitor's IP address in this database. If GeoTrends is not enabled, the region will be determined from the domain name.

Visits

Number of visits from this geographic region. A visit is a series of actions that begins when a visitor views their first page from the server, and ends when the visitor leaves the site or remains idle beyond the idle-time limit. The default idle-time limit is thirty minutes. This time limit can be changed by the system administrator.

%

Percentage of total visits that were from this geographic region.



Report Descriptions

This information can help you meet the needs of your target audience as well as discover new audiences. Consider how you can make the content comprehensive and relevant to an international audience.

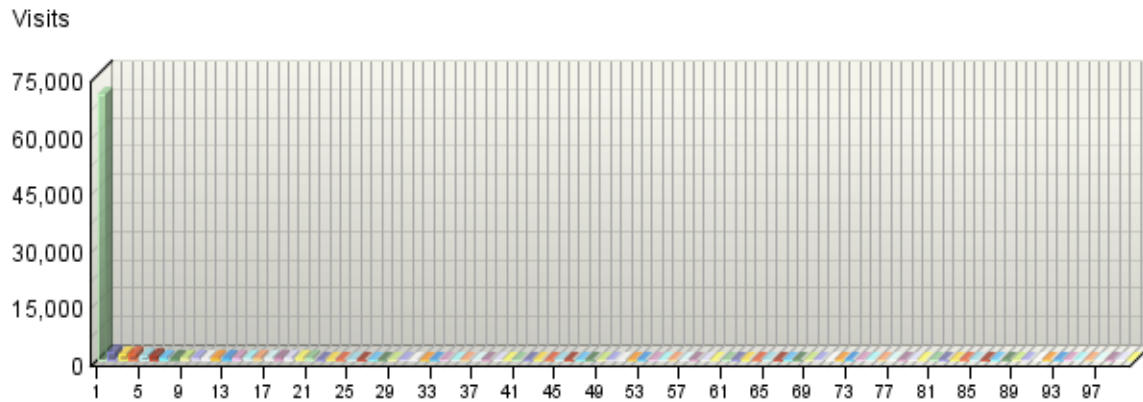
Values for "Unspecified Region" represent visitors whose geographic region cannot be determined. Values for "Unknown Region" represent visitors whose country can be determined but whose country is not associated with a specific region. Values for "Unknown States" or "Unknown Cities" represent hits for which the IP address does not match an entry in GeoTrends database. This is the case for countries that do not have states or simply entries for which this information was not provided in the GeoTrends database.

Note: Use this information carefully because it is based on Internet registration, and may not always be an accurate identifier of the visitor's actual location.

Countries

This report identifies the top countries of the visitors to your site.

Countries



Countries

	Countries	Visits	% Visits
1.	United States (US)	69,992	79.22%
2.	India (IN)	1,909	2.16%
3.	United Kingdom (UK)	1,339	1.52%
4.	Australia (AU)	1,279	1.45%
5.	Canada (CA)	1,199	1.36%
6.	China (CN)	1,052	1.19%
7.	France (FR)	708	0.80%
8.	Israel (IL)	647	0.73%
9.	Germany (DE)	638	0.72%
10.	Korea (South) (KR)	520	0.59%
11.	Netherlands (NL)	452	0.51%
12.	Japan (JP)	440	0.50%
13.	Iran (IR)	423	0.48%
14.	Switzerland (CH)	369	0.42%
15.	Western Europe - country unspecified (EU)	364	0.41%
16.	Spain (ES)	363	0.41%
17.	Italy (IT)	351	0.40%
18.	Sweden (SE)	345	0.39%
19.	Thailand (TH)	281	0.32%

	Countries	Visits	% Visits
20.	Malaysia (MY)	275	0.31%
21.	Taiwan (TW)	261	0.30%
22.	Philippines (PH)	235	0.27%
23.	Singapore (SG)	215	0.24%
24.	South Africa (ZA)	187	0.21%
25.	Uruguay (UY)	185	0.21%
26.	Mexico (MX)	177	0.20%
27.	Poland (PL)	173	0.20%
28.	Hong Kong (HK)	169	0.19%
29.	Turkey (TR)	165	0.19%
30.	Norway (NO)	150	0.17%
31.	Mauritius (MU)	149	0.17%
32.	Brazil (BR)	139	0.16%
33.	Indonesia (ID)	139	0.16%
34.	Saudi Arabia (SA)	135	0.15%
35.	Egypt (EG)	135	0.15%
36.	Pakistan (PK)	135	0.15%
37.	Denmark (DK)	121	0.14%
38.	Belgium (BE)	111	0.13%
39.	Greece (GR)	110	0.12%
40.	Portugal (PT)	109	0.12%
41.	Russian Federation (RU)	102	0.12%
42.	Romania (RO)	102	0.12%
43.	Luxembourg (LU)	100	0.11%
44.	Ireland (IE)	91	0.10%
45.	United Arab Emirates (AE)	76	0.09%
46.	Ethiopia (ET)	74	0.08%
47.	Finland (FI)	73	0.08%
48.	Puerto Rico (PR)	72	0.08%
49.	Yugoslavia (YU)	68	0.08%
50.	Austria (AT)	64	0.07%
51.	Czech Republic (CZ)	63	0.07%
52.	New Zealand (NZ)	52	0.06%
53.	Nigeria (NG)	51	0.06%
54.	Hungary (HU)	51	0.06%
55.	Viet Nam (VN)	50	0.06%
56.	Estonia (EE)	50	0.06%
57.	Colombia (CO)	42	0.05%
58.	Ukraine (UA)	39	0.04%
59.	Macau (MO)	37	0.04%
60.	Argentina (AR)	37	0.04%

	Countries	Visits	% Visits
61.	Sri Lanka (LK)	36	0.04%
62.	Chile (CL)	35	0.04%
63.	Jordan (JO)	34	0.04%
64.	Cote D'Ivoire (Ivory Coast) (CI)	33	0.04%
65.	Bangladesh (BD)	33	0.04%
66.	Lithuania (LT)	31	0.04%
67.	Croatia (Hrvatska) (HR)	30	0.03%
68.	Venezuela (VE)	27	0.03%
69.	Bulgaria (BG)	26	0.03%
70.	Kenya (KE)	25	0.03%
71.	Peru (PE)	24	0.03%
72.	Slovenia (SI)	23	0.03%
73.	Kuwait (KW)	22	0.02%
74.	Tanzania (TZ)	22	0.02%
75.	Slovak Republic (SK)	20	0.02%
76.	Uganda (UG)	19	0.02%
77.	Latvia (LV)	18	0.02%
78.	Oman (OM)	18	0.02%
79.	Algeria (DZ)	17	0.02%
80.	Syria (SY)	16	0.02%
81.	Myanmar (MM)	15	0.02%
82.	Senegal (SN)	15	0.02%
83.	Yemen (YE)	15	0.02%
84.	Morocco (MA)	14	0.02%
85.	Lebanon (LB)	13	0.01%
86.	Zimbabwe (ZW)	11	0.01%
87.	Jamaica (JM)	11	0.01%
88.	Ghana (GH)	10	0.01%
89.	Guam (GU)	10	0.01%
90.	Costa Rica (CR)	10	0.01%
91.	Ecuador (EC)	10	0.01%
92.	Mongolia (MN)	10	0.01%
93.	Bahrain (BH)	10	0.01%
94.	Cameroon (CM)	9	0.01%
95.	Trinidad and Tobago (TT)	9	0.01%
96.	Tunisia (TN)	9	0.01%
97.	Nepal (NP)	9	0.01%
98.	Qatar (QA)	9	0.01%
99.	Cyprus (CY)	8	0.01%
100.	Palestinian Territories (PS)	8	0.01%
101.	Namibia (NA)	7	0.01%

	Countries	Visits	% Visits
102.	Libya (LY)	6	0.01%
103.	Bahamas (BS)	6	0.01%
104.	Brunei Darussalam (BN)	6	0.01%
105.	Zambia (ZM)	6	0.01%
106.	Panama (PA)	6	0.01%
107.	Armenia (AM)	6	0.01%
108.	Uzbekistan (UZ)	5	0.01%
109.	Rwanda (RW)	5	0.01%
110.	Netherlands Antilles (AN)	5	0.01%
111.	Swaziland (SZ)	5	0.01%
112.	Dominican Republic (DO)	5	0.01%
113.	St. Vincent and the Grenadines (VC)	5	0.01%
114.	Fiji (FJ)	5	0.01%
115.	Guyana (GY)	4	0.00%
116.	Cuba (CU)	4	0.00%
117.	Cambodia (KH)	4	0.00%
118.	Georgia (GE)	4	0.00%
119.	Botswana (BW)	4	0.00%
120.	Togo (TG)	4	0.00%
121.	Virgin Islands (U.S.) (VI)	4	0.00%
122.	Azerbaijan (AZ)	4	0.00%
123.	Barbados (BB)	4	0.00%
124.	Sudan (SD)	4	0.00%
125.	Bosnia and Herzegovina (BA)	4	0.00%
126.	Kazakhstan (KZ)	3	0.00%
127.	Belarus (BY)	3	0.00%
128.	Bolivia (BO)	3	0.00%
129.	Iceland (IS)	3	0.00%
130.	Bhutan (BT)	3	0.00%
131.	Guatemala (GT)	3	0.00%
132.	Eritrea (ER)	3	0.00%
133.	Solomon Islands (SB)	3	0.00%
134.	Macedonia (MK)	3	0.00%
135.	Belize (BZ)	3	0.00%
136.	Cayman Islands (KY)	2	0.00%
137.	Mali (ML)	2	0.00%
138.	Malawi (MW)	2	0.00%
139.	Nicaragua (NI)	2	0.00%
140.	Monaco (MC)	2	0.00%
141.	Burkina Faso (BF)	2	0.00%
142.	Albania (AL)	2	0.00%

	Countries	Visits	% Visits
143.	French Polynesia (PF)	2	0.00%
144.	Papua New Guinea (PG)	2	0.00%
145.	Benin (BJ)	2	0.00%
146.	Iraq (IQ)	2	0.00%
147.	Kyrgyzstan (KG)	2	0.00%
148.	El Salvador (SV)	2	0.00%
149.	Gabon (GA)	2	0.00%
150.	Honduras (HN)	1	0.00%
151.	Dominica (DM)	1	0.00%
152.	Laos (LA)	1	0.00%
153.	Angola (AO)	1	0.00%
154.	Moldova (MD)	1	0.00%
155.	Paraguay (PY)	1	0.00%
156.	Northern Mariana Islands (MP)	1	0.00%
157.	St. Lucia (LC)	1	0.00%
158.	Mozambique (MZ)	1	0.00%
159.	Faroe Islands (FO)	1	0.00%
160.	Samoa (WS)	1	0.00%
161.	Seychelles (SC)	1	0.00%
162.	Malta (MT)	1	0.00%
	Total	88,357	100.00%

items 1-162 of 162

Countries - Help Card



Column Definitions

Countries

If the WebTrends GeoTrends Database is turned on for this profile, the country is determined by looking up the visitor's IP address in this database. If GeoTrends is not enabled, the country will be determined from the domain name.

Visits

Number of visits from the specified country. A visit is a series of actions that begins when a visitor views their first page from the server, and ends when the visitor leaves the site or remains idle beyond the idle-time limit. The default idle-time limit is thirty minutes. This time limit can be changed by the system administrator.

%

Percentage of total visits from the specified country.

Unknown Country

The country associated with the visitor's domain name could not be determined.



Report Descriptions

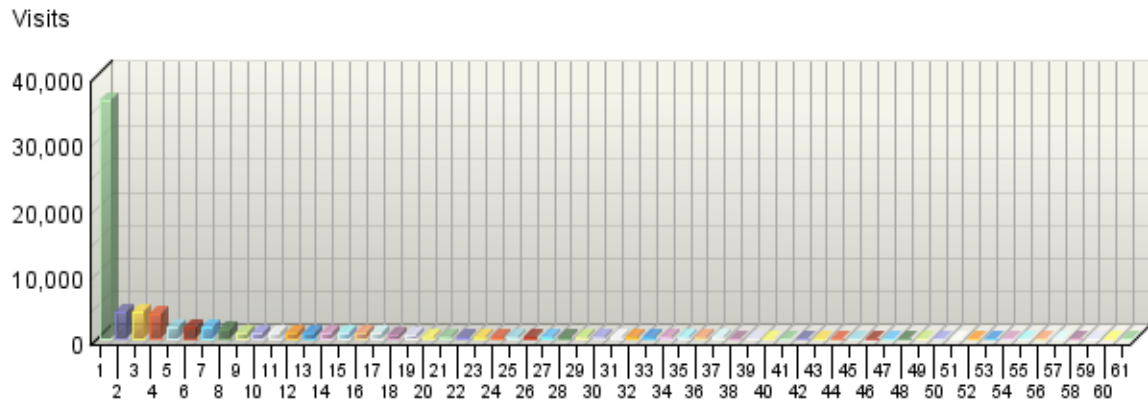
This information can help you meet the needs of your target audience as well as discover new audiences. Consider how you can make the content comprehensive and relevant to an international audience.

Note: Use this information carefully because it is based on Internet registration, and may not always be an accurate identifier of the visitor's actual location.

North American States and Provinces

If you have enabled the WebTrends GeoTrends Database for this profile, this page will list the states and provinces of North America with your most active visitors.

North American States and Provinces



North American States and Provinces

States and Provinces	Visits	% Visits
1. Virginia	36,249	51.51%
2. California	4,198	5.97%
3. Washington	3,997	5.68%
4. North Carolina	3,765	5.35%
5. D.C.	1,791	2.55%
6. New York	1,734	2.46%
7. Texas	1,699	2.41%
8. Massachusetts	1,494	2.12%
9. Illinois	991	1.41%
10. Pennsylvania	939	1.33%
11. New Jersey	930	1.32%
12. Ohio	922	1.31%
13. Colorado	921	1.31%
14. Florida	901	1.28%
15. Georgia	878	1.25%
16. Maryland	850	1.21%
17. Michigan	815	1.16%
18. Missouri	587	0.83%

	States and Provinces	Visits	% Visits
19.	Ontario	503	0.71%
20.	Arizona	423	0.60%
21.	Wisconsin	346	0.49%
22.	Oregon	328	0.47%
23.	Tennessee	312	0.44%
24.	Indiana	305	0.43%
25.	Minnesota	304	0.43%
26.	South Carolina	266	0.38%
27.	Connecticut	263	0.37%
28.	Alabama	241	0.34%
29.	Louisiana	235	0.33%
30.	Oklahoma	203	0.29%
31.	British Columbia	176	0.25%
32.	Alberta	167	0.24%
33.	Quebec	164	0.23%
34.	Utah	163	0.23%
35.	Iowa	157	0.22%
36.	New Mexico	155	0.22%
37.	New Hampshire	147	0.21%
38.	Kansas	129	0.18%
39.	Mississippi	122	0.17%
40.	Idaho	119	0.17%
41.	Kentucky	116	0.16%
42.	Maine	115	0.16%
43.	Arkansas	109	0.15%
44.	Montana	105	0.15%
45.	Nevada	102	0.14%
46.	Nebraska	95	0.14%
47.	Alaska	95	0.14%
48.	Hawaii	94	0.13%
49.	Nova Scotia	90	0.13%
50.	West Virginia	87	0.12%
51.	Rhode Island	86	0.12%
52.	Delaware	74	0.11%
53.	Vermont	72	0.10%
54.	Wyoming	52	0.07%
55.	South Dakota	46	0.07%
56.	North Dakota	45	0.06%
57.	Manitoba	31	0.04%
58.	New Brunswick	30	0.04%
59.	Saskatchewan	18	0.03%

	States and Provinces	Visits	% Visits
■	60. Newfoundland	11	0.02%
■	61. Prince Edward Island	6	0.01%
	Total	70,368	100.00%

items 1-61 of 61

North American States and Provinces - Help Card



Column Definitions

States and Provinces

If the WebTrends GeoTrends Database is turned on for this profile, the location is determined by looking up the visitor's IP address in this database.

Visits

Number of visits from this state or province. A visit is a series of actions that begins when a visitor views their first page from the server, and ends when the visitor leaves the site or remains idle beyond the idle-time limit. The default idle-time limit is thirty minutes. This time limit can be changed by the system administrator.

%

Percentage of total visits from this state or province.



Report Descriptions

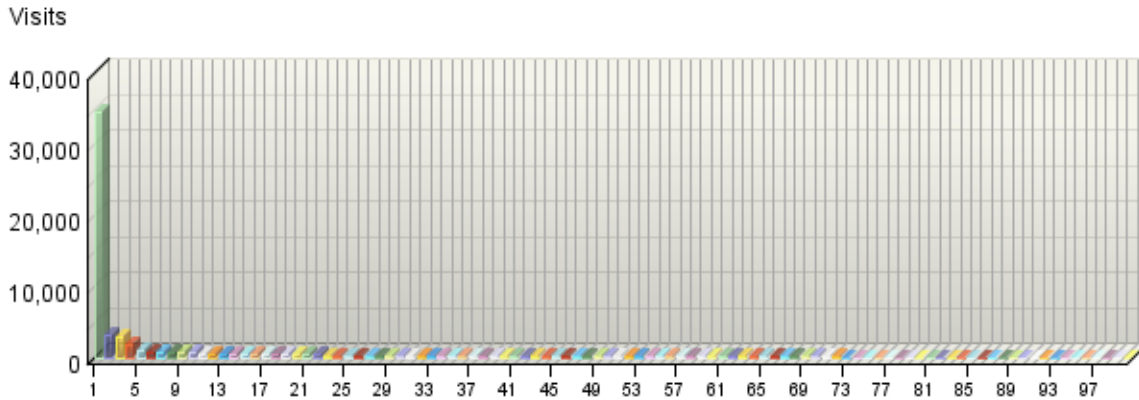
This information can help you meet the needs of your target audience as well as discover new audiences. Consider how you can make the content comprehensive and relevant to an international audience.

Note: Use this information carefully, because it is based on Internet registration and may not always be an accurate identifier of the visitor's actual location.

Cities

If you have enabled the WebTrends GeoTrends Database for this profile, this page will list the cities with your most active visitors.

Cities



Cities

	City	Visits	% Visits
1.	Chantilly, Virginia, United States	34,512	39.64%
2.	Redmond, Washington, United States	3,295	3.78%
3.	Durham, North Carolina, United States	3,024	3.47%
4.	Washington, D.C., United States	1,791	2.06%
5.	Milton, Australia	1,001	1.15%
6.	Beijing, China	906	1.04%
7.	Boston, Massachusetts, United States	892	1.02%
8.	New York, New York, United States	786	0.90%
9.	San Jose, California, United States	766	0.88%
10.	Atlanta, Georgia, United States	720	0.83%
11.	London, United Kingdom	652	0.75%
12.	Chicago, Illinois, United States	647	0.74%
13.	Mumbai, India	634	0.73%
14.	Tel Aviv, Israel	596	0.68%
15.	Reston, Virginia, United States	586	0.67%
16.	Dallas, Texas, United States	513	0.59%
17.	San Francisco, California, United States	507	0.58%
18.	Los Angeles, California, United States	462	0.53%

	City	Visits	% Visits
19.	Paris, France	461	0.53%
20.	Denver, Colorado, United States	442	0.51%
21.	Seattle, Washington, United States	441	0.51%
22.	New Delhi, India	409	0.47%
23.	Bhawan, India	387	0.44%
24.	Baltimore, Maryland, United States	377	0.43%
25.	Seoul, Korea (South)	374	0.43%
26.	Columbus, Ohio, United States	371	0.43%
27.	Raleigh, North Carolina, United States	329	0.38%
28.	Zurich, Switzerland	311	0.36%
29.	Saint Louis, Missouri, United States	311	0.36%
30.	Marina Del Rey, California, United States	296	0.34%
31.	Philadelphia, Pennsylvania, United States	280	0.32%
32.	Houston, Texas, United States	270	0.31%
33.	Tehran, Iran	270	0.31%
34.	San Diego, California, United States	255	0.29%
35.	Bangkok, Thailand	247	0.28%
36.	Madrid, Spain	243	0.28%
37.	Pittsburgh, Pennsylvania, United States	235	0.27%
38.	Phoenix, Arizona, United States	232	0.27%
39.	Amsterdam, Netherlands	228	0.26%
40.	Ann Arbor, Michigan, United States	224	0.26%
41.	Orlando, Florida, United States	218	0.25%
42.	Kuala Lumpur, Malaysia	218	0.25%
43.	Mount Laurel, New Jersey, United States	216	0.25%
44.	Singapore, Singapore	215	0.25%
45.	Tokyo, Japan	210	0.24%
46.	Herndon, Virginia, United States	208	0.24%
47.	Mountain View, California, United States	208	0.24%
48.	Ashburn, Virginia, United States	199	0.23%
49.	Boras, Sweden	195	0.22%
50.	T'ai-pei, Taiwan	193	0.22%
51.	Toronto, Canada	191	0.22%
52.	Portland, Oregon, United States	189	0.22%
53.	Miami, Florida, United States	189	0.22%
54.	Montevideo, Uruguay	185	0.21%
55.	Cambridge, Massachusetts, United States	182	0.21%
56.	Detroit, Michigan, United States	176	0.20%
57.	Kansas City, Missouri, United States	173	0.20%
58.	Minneapolis, Minnesota, United States	173	0.20%
59.	Arlington, Virginia, United States	172	0.20%

	City	Visits	% Visits
60.	Delhi, India	166	0.19%
61.	Sunnyvale, California, United States	161	0.18%
62.	Milano, Italy	155	0.18%
63.	Charlotte, North Carolina, United States	154	0.18%
64.	Irvine, California, United States	153	0.18%
65.	Tampa, Florida, United States	153	0.18%
66.	Port Louis, Mauritius	149	0.17%
67.	Newark, New Jersey, United States	147	0.17%
68.	Madison, Wisconsin, United States	146	0.17%
69.	Cincinnati, Ohio, United States	146	0.17%
70.	Hong Kong, Hong Kong	142	0.16%
71.	San Antonio, Texas, United States	137	0.16%
72.	Frankfurt, Germany	136	0.16%
73.	Broomfield, Colorado, United States	135	0.16%
74.	Albany, New York, United States	131	0.15%
75.	Oslo, Norway	124	0.14%
76.	Fort Collins, Colorado, United States	123	0.14%
77.	Austin, Texas, United States	122	0.14%
78.	Vancouver, Canada	122	0.14%
79.	Urbana, Illinois, United States	121	0.14%
80.	Indianapolis, Indiana, United States	121	0.14%
81.	Plano, Texas, United States	115	0.13%
82.	East Lansing, Michigan, United States	114	0.13%
83.	Montreal, Canada	114	0.13%
84.	Hicksville, New York, United States	112	0.13%
85.	Cairo, Egypt	112	0.13%
86.	Salt Lake City, Utah, United States	111	0.13%
87.	Rochester, New York, United States	109	0.13%
88.	Cleveland, Ohio, United States	107	0.12%
89.	Oklahoma City, Oklahoma, United States	106	0.12%
90.	Manila, Philippines	106	0.12%
91.	Columbia, South Carolina, United States	105	0.12%
92.	Fort Worth, Texas, United States	103	0.12%
93.	Luxembourg, Luxembourg	100	0.11%
94.	Riyadh, Saudi Arabia	96	0.11%
95.	Rockville, Maryland, United States	96	0.11%
96.	Pleasanton, California, United States	96	0.11%
97.	Tucson, Arizona, United States	92	0.11%
98.	Pretoria, South Africa	92	0.11%
99.	Sydney, Australia	91	0.10%
100.	Ottawa, Canada	91	0.10%


	City	Visits	% Visits
101.	Gainesville, Florida, United States	91	0.10%
102.	Boulder, Colorado, United States	91	0.10%
103.	Jakarta, Indonesia	89	0.10%
104.	Nashville, Tennessee, United States	88	0.10%
105.	New Orleans, Louisiana, United States	87	0.10%
106.	Chapel Hill, North Carolina, United States	86	0.10%
107.	Syracuse, New York, United States	86	0.10%
108.	Riverside, California, United States	85	0.10%
109.	Athens, Georgia, United States	82	0.09%
110.	Halifax, Canada	82	0.09%
111.	College Station, Texas, United States	82	0.09%
112.	Calgary, Canada	81	0.09%
113.	Davis, California, United States	80	0.09%
114.	Dayton, Ohio, United States	80	0.09%
115.	Edmonton, Canada	79	0.09%
116.	Las Vegas, Nevada, United States	78	0.09%
117.	Moscow, Russian Federation	77	0.09%
118.	Warsaw, Poland	76	0.09%
119.	Brussels, Belgium	75	0.09%
120.	Vienna, Virginia, United States	75	0.09%
121.	Adis Abeba, Ethiopia	74	0.09%
122.	Knoxville, Tennessee, United States	73	0.08%
123.	Sacramento, California, United States	73	0.08%
124.	Stockholm, Sweden	72	0.08%
125.	Berkeley, California, United States	71	0.08%
126.	Milwaukee, Wisconsin, United States	71	0.08%
127.	Dubai, United Arab Emirates	70	0.08%
128.	Providence, Rhode Island, United States	69	0.08%
129.	Blacksburg, Virginia, United States	69	0.08%
130.	Baton Rouge, Louisiana, United States	69	0.08%
131.	Monterrey, Mexico	67	0.08%
132.	Albuquerque, New Mexico, United States	67	0.08%
133.	Athens, Greece	67	0.08%
134.	Dublin, Ireland	65	0.07%
135.	Buffalo, New York, United States	64	0.07%
136.	Middletown, New Jersey, United States	64	0.07%
137.	Chennai, India	62	0.07%
138.	Stanford, California, United States	62	0.07%
139.	Honolulu, Hawaii, United States	62	0.07%
140.	Makati, Philippines	61	0.07%
141.	Copenhagen, Denmark	61	0.07%

	City	Visits	% Visits
142.	Lisbon, Portugal	60	0.07%
143.	Ithaca, New York, United States	60	0.07%
144.	Southfield, Michigan, United States	59	0.07%
145.	Meriden, Connecticut, United States	58	0.07%
146.	Bucharest, Romania	58	0.07%
147.	Little Rock, Arkansas, United States	57	0.07%
148.	Karachi, Pakistan	57	0.07%
149.	Cape Town, South Africa	57	0.07%
150.	West Lafayette, Indiana, United States	57	0.07%
151.	Charlottesville, Virginia, United States	56	0.06%
152.	Richardson, Texas, United States	55	0.06%
153.	San Juan, Puerto Rico	55	0.06%
154.	Berlin, Germany	55	0.06%
155.	Manchester, United Kingdom	55	0.06%
156.	Belgrade, Yugoslavia	54	0.06%
157.	Sao Paulo, Brazil	54	0.06%
158.	Eugene, Oregon, United States	52	0.06%
159.	Ames, Iowa, United States	52	0.06%
160.	Anaheim, California, United States	52	0.06%
161.	Rancho Cordova, California, United States	52	0.06%
162.	Lagos, Nigeria	51	0.06%
163.	Corvallis, Oregon, United States	51	0.06%
164.	Santa Monica, California, United States	51	0.06%
165.	Manhattan, Kansas, United States	50	0.06%
166.	Jackson, Mississippi, United States	50	0.06%
167.	Islamabad, Pakistan	49	0.06%
168.	Huntsville, Alabama, United States	49	0.06%
169.	University Park, Pennsylvania, United States	49	0.06%
170.	Moscow, Idaho, United States	49	0.06%
171.	New Haven, Connecticut, United States	49	0.06%
172.	Santa Barbara, California, United States	48	0.06%
173.	Birmingham, United Kingdom	48	0.06%
174.	Omaha, Nebraska, United States	47	0.05%
175.	Burlington, Canada	47	0.05%
176.	New Brunswick, New Jersey, United States	47	0.05%
177.	Vienna, Austria	47	0.05%
178.	Boise, Idaho, United States	47	0.05%
179.	Richland, Washington, United States	47	0.05%
180.	Lexington, Kentucky, United States	46	0.05%
181.	Barcelona, Spain	45	0.05%
182.	Santa Clara, California, United States	45	0.05%

	City	Visits	% Visits
183.	Newark, Delaware, United States	44	0.05%
184.	Birmingham, Alabama, United States	44	0.05%
185.	Pomona, California, United States	44	0.05%
186.	Auckland, New Zealand (Aotearoa)	44	0.05%
187.	Bethesda, Maryland, United States	43	0.05%
188.	Mc Lean, Virginia, United States	43	0.05%
189.	Helsinki, Finland	43	0.05%
190.	Istanbul, Turkey	43	0.05%
191.	Budapest, Hungary	43	0.05%
192.	Sakura, Japan	43	0.05%
193.	Hanoi, Viet Nam	42	0.05%
194.	Ankara, Turkey	42	0.05%
195.	Tartu, Estonia	42	0.05%
196.	Alexandria, Virginia, United States	42	0.05%
197.	Memphis, Tennessee, United States	41	0.05%
198.	Hartford, Connecticut, United States	41	0.05%
199.	Princeton, New Jersey, United States	40	0.05%
200.	Coudersport, Pennsylvania, United States	39	0.04%
	Other	13,100	15.05%
	Total	87,058	100.00%

items 1-200 of 200

Cities - Help Card

 **Column Definitions**

City

If the WebTrends GeoTrends Database is turned on for this profile, the location is determined by looking up the visitor's IP address in this database.

Visits

Number of visits from this city. A visit is a series of actions that begins when a visitor views their first page from the server, and ends when the visitor leaves the site or remains idle beyond the idle-time limit. The default idle-time limit is thirty minutes. This time limit can be changed by the system administrator.

%

Percentage of total visits from this city.



Report Descriptions

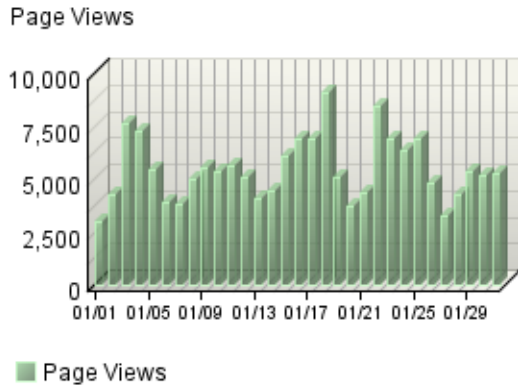
This information can help you meet the needs of your target audience as well as discover new audiences. Consider how you can make the content comprehensive and relevant to an international audience.

Note: Use this information carefully because it is based on Internet registration, and may not always be an accurate identifier of the visitor's actual location.

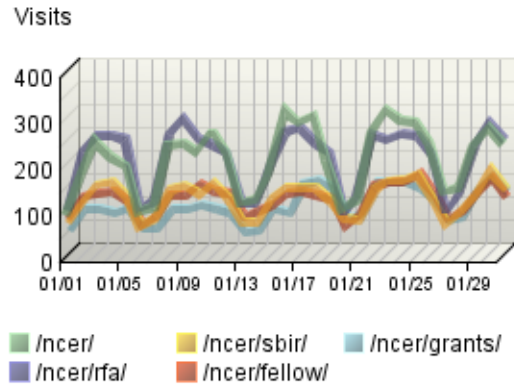
Pages Dashboard

This displays key graphs and tables that provide an overview of the Pages chapter. When viewing through the on-demand interface, you can click on the title of a graph or table to navigate to the corresponding page.

Page Views Trend



Pages Trend



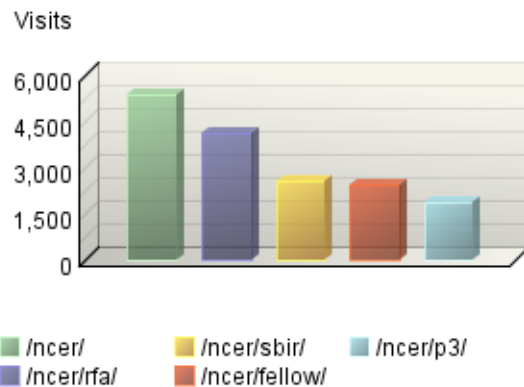
Content Groups

No data is available for this graph.

Page View Summary

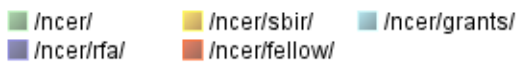
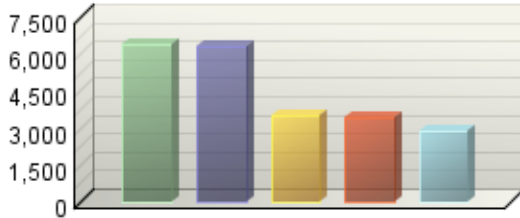
Page Views	169,398
Average per Day	5,464
Average Page Views per Visit	1.92

Entry Pages



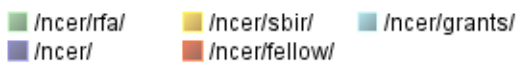
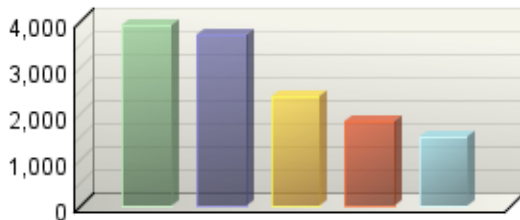
Pages

Visits



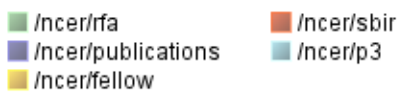
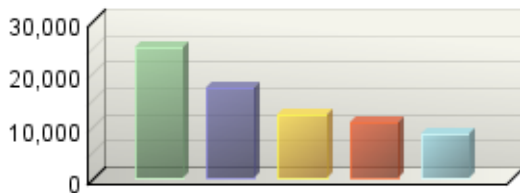
Exit Pages

Visits



Directories

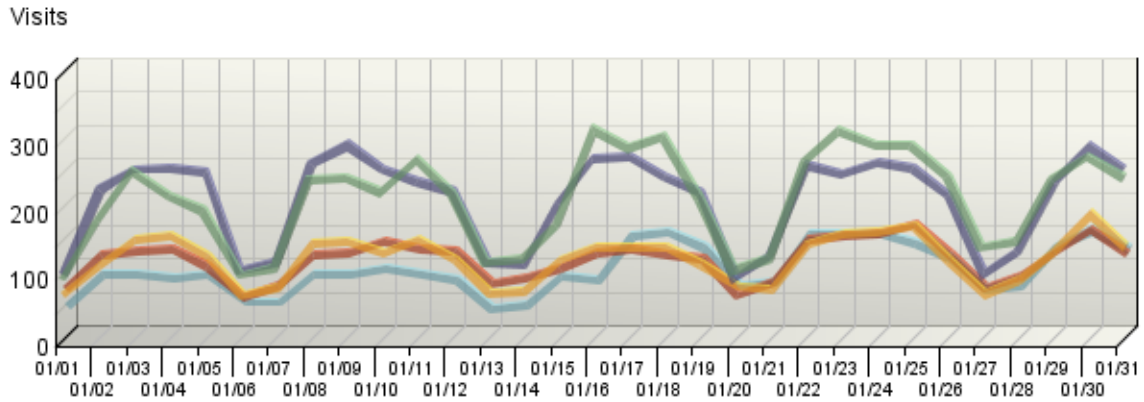
Visits



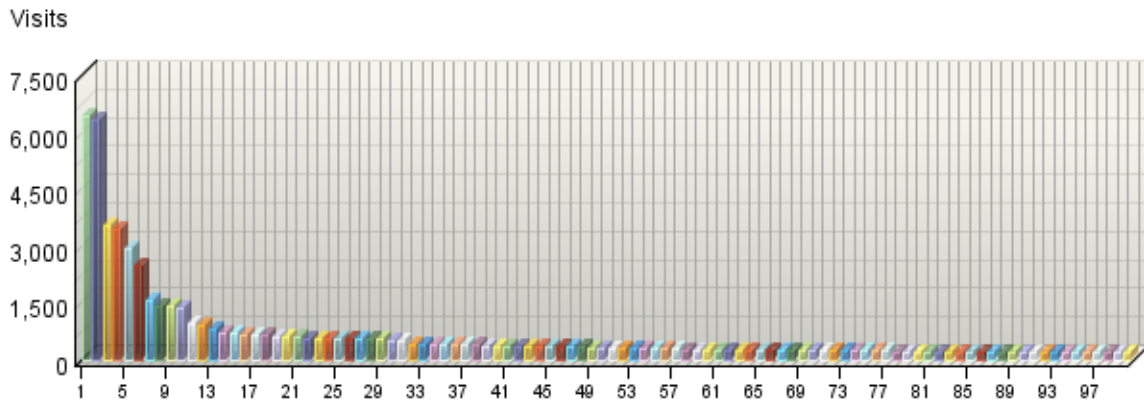
Pages

This identifies the most popular web pages on your site and shows you the number of visits for each, and displays the average length of time the page was viewed.

Pages Trend



Pages



Pages

	Pages	Visits	Views	Average Time Viewed
■ 1.	National Center for Environmental Research (NCER) ORD US EPA http://es.epa.gov/ncer/	6,443	10,426	00:01:35

	Pages	Visits	Views	Average Time Viewed
2.	Funding Opportunities NCER US EPA http://es.epa.gov/ncer/rfa/	6,350	7,633	00:01:54
3.	EPA: ORD: NCER: Small Business Innovation Research http://es.epa.gov/ncer/sbir/	3,533	5,531	00:01:54
4.	STAR Fellowships NCER US EPA http://es.epa.gov/ncer/fellow/	3,426	4,068	00:01:23
5.	EPA: ORD: NCER: STAR Grants and Cooperative Agreements http://es.epa.gov/ncer/grants/	2,922	3,392	00:01:48
6.	P3 NCER ORD US EPA http://es.epa.gov/ncer/p3/	2,492	4,043	00:03:08
7.	EPA: Nanotechnology http://es.epa.gov/ncer/nano/	1,590	2,227	00:01:25
8.	EPA: ORD: NCER: Funding Opportunities: Fall 2007 EPA Science to Achieve Results (STAR) Fellowships for Graduate Environmental Study http://es.epa.gov/ncer/rfa/2007/2007_star_fellow.html	1,413	1,457	00:02:33
9.	EPA: ORD: NCER: Events: Calendar http://es.epa.gov/ncer/events/	1,401	2,330	00:01:54
10.	An Interdisciplinary Approach To Examining The Links Between Social Stressors, Biodiversity And Human Health Funding Opportunities NCER US EPA http://es.epa.gov/ncer/rfa/2007/2007_biodiversity_health.html	1,358	1,424	00:03:20
11.	STAR Grant Forms and Instructions NCER EPA http://es.epa.gov/ncer/rfa/forms/	984	1,308	00:02:26
12.	EPA: ORD: NCER: Funding Opportunities http://es.epa.gov/ncer/rfa/2007/2007_p3_4thannual.html	888	983	00:03:36
13.	Sources and Atmospheric Formation of Organic Particulate Matter Funding Opportunities NCER US EPA http://es.epa.gov/ncer/rfa/2007/2007_star_organic_pm.html	800	867	00:03:11
14.	Issues in Tribal Environmental Research and Health Promotion: Novel Approaches for Assessing and Managing Cumulative Risks and Impacts of Global Climate Change Funding Opportunities NCER US EPA http://es.epa.gov/ncer/rfa/2006/2006_star_tribal.html	690	732	00:02:45
15.	EPA: ORD: NCER: Other Programs: EPSCoR http://es.epa.gov/ncer/other/	689	785	00:01:44

	Pages	Visits	Views	Average Time Viewed
16.	EPA: ORD: NCER: Guidance & FAQs http://es.epa.gov/ncer/guidance/	672	878	00:01:54
17.	EPA: National Center For Environmental Research http://es.epa.gov/ncer/science/	657	740	00:01:28
18.	EPA: ORD: NCER: Funding Opportunities http://es.epa.gov/ncer/rfa/2005/2005_childrens_enviro_health.html	649	658	00:01:45
19.	2006/2007 P3 Teams P3 NCER ORD US EPA http://es.epa.gov/ncer/p3/current/	614	647	00:02:24
20.	EPA: ORD: NCER: Collaborative Science and Technology Network for Sustainability (CNS) http://es.epa.gov/ncer/cns/	599	871	00:01:21
21.	EPA: NCER: Research Centers http://es.epa.gov/ncer/centers/	594	691	00:04:25
22.	EPA: ORD: NCER: Funding Opportunities: Fall 2007 EPA Greater Research Opportunities (GRO) Fellowships for Graduate Environmental Study http://es.epa.gov/ncer/rfa/2007/2007_star_grad.html	582	606	00:03:29
23.	EPA: ORD: NCER: About NCER http://es.epa.gov/ncer/about/	578	673	00:01:46
24.	EPA: ORD: NCER: Publications & Proceedings http://es.epa.gov/ncer/publications/	574	659	00:02:14
25.	EPA: ORD: NCER: Funding Opportunities: Fall 2007 EPA Greater Research Opportunities (GRO) Fellowships for Undergraduate Environmental Study http://es.epa.gov/ncer/rfa/2007/2007_star_grad_undergrad.html	569	579	00:02:27
26.	About P3 P3 NCER ORD US EPA http://es.epa.gov/ncer/p3/fact_sheet.html	567	611	00:02:10
27.	STAA NCER ORD US EPA http://es.epa.gov/ncer/staa/	566	719	00:01:15
28.	Research Program Biodiversity & Human Health NCER US EPA http://es.epa.gov/ncer/biodiversity/	547	692	00:01:09
29.	EPA: ORD: NCER: Research Results http://es.epa.gov/ncer/results/	546	609	00:01:21
30.	EPA: Nanotechnology http://es.epa.gov/ncer/nano/factsheet/	509	552	00:02:25
31.	EPA: ORD: NCER: Funding Opportunities http://es.epa.gov/ncer/rfa/2006/2006_sbir_phase1.html	503	522	00:02:29

	Pages	Visits	Views	Average Time Viewed
32.	Environmental Protection Agency http://es.epa.gov/ncer/rfa/archive/grants/	428	501	00:01:00
33.	EPA: Nanotechnology: Basic Information http://es.epa.gov/ncer/nano/questions/	423	466	00:04:17
34.	EPA: ORD: NCER: Funding Opportunities http://es.epa.gov/ncer/rfa/2006/2006_gro_undegrad_fellow.html	422	438	00:02:55
35.	EPA: Nanotechnology: Science & Technology http://es.epa.gov/ncer/nano/publications/	397	687	00:01:05
36.	Development and Evaluation of Innovative Approaches for the Quantitative Assessment of Pathogens in Drinking Water (2005) Redirect NCER ORD EPA http://es.epa.gov/ncer/recipients/drinkingwater2005/	395	872	00:00:53
37.	Current STAA Competition STAA NCER ORD US EPA http://es.epa.gov/ncer/staa/annual/2007/current_comp.html	391	457	00:01:14
38.	National Sustainable Design Expo P3 NCER ORD US EPA http://es.epa.gov/ncer/p3/expo/	382	412	00:01:49
39.	Environmental Protection Agency http://es.epa.gov/ncer/science/pm/	374	449	00:02:48
40.	EPA: ORD: NCER: Grants: Recipients List http://es.epa.gov/ncer/grants/recipients_index.html	372	379	00:02:37
41.	EPA: ORD: NCER: Funding Opportunities http://es.epa.gov/ncer/rfa/2006/2006_star_fellow.html	360	417	00:01:52
42.	EPA: ORD: NCER: Small Business Innovation Research http://es.epa.gov/ncer/rfa/archive/sbir/	359	378	00:00:42
43.	EPA: Nanotechnology: Research Projects http://es.epa.gov/ncer/nano/research/	358	415	00:01:27
44.	EPA: ORD: NCER: Events: News http://es.epa.gov/ncer/events/news/2006/09_29_06_p3.html	351	368	00:00:59
45.	EPA: ORD: NCER: Research Opportunities: Archive http://es.epa.gov/ncer/rfa/archive/	343	424	00:00:51
46.	Uncertainty Analyses of Models in Integrated Environmental Assessments Funding Opportunities NCER US EPA http://es.epa.gov/ncer/rfa/2006/2006_star_uncertainty.html	333	341	00:02:43

	Pages	Visits	Views	Average Time Viewed
47.	Environmental Protection Agency http://es.epa.gov/ncer/fellow/recipients/star_fellow06.html	332	342	00:02:00
48.	Environmental Protection Agency: National Center For Environmental Research: STAR/GRO Graduate Fellowship FAQs http://es.epa.gov/ncer/guidance/faqs/faq_gro_grad.html	330	344	00:02:38
49.	Environmental Protection Agency http://es.epa.gov/ncer/science/economics/	328	375	00:02:31
50.	How to Apply Phase I # Project Development P3 NCER ORD US EPA http://es.epa.gov/ncer/p3/apply/	316	343	00:01:08
51.	EPA: ORD: NCER: Funding Opportunities: Development of Environmental Health Outcome Indicators http://es.epa.gov/ncer/rfa/2006/2006_star_ephi.html	311	318	00:02:11
52.	EPA: ORD: NCER: Guidance & FAQs: Frequently Asked Questions http://es.epa.gov/ncer/guidance/faqs.html	309	345	00:01:23
53.	EPA: ORD: NCER: Funding Opportunities http://es.epa.gov/ncer/rfa/2004/2005_star_grad_fellow.html	291	295	00:02:54
54.	EPA: Nanotechnology http://es.epa.gov/ncer/nano/lectures/	290	337	00:02:50
55.	Environmental Protection Agency http://es.epa.gov/ncer/rfa/current/2003_nano.html	282	296	00:03:24
56.	EPA: ORD: NCER: STAR Reports http://es.epa.gov/ncer/publications/starreport/	281	576	00:01:07
57.	EPA: ORD: NCER: Events: Archive http://es.epa.gov/ncer/events/news/	279	362	00:01:50
58.	Sources, Composition, and Health Effects of Coarse Particulate Matter Funding Opportunities NCER US EPA http://es.epa.gov/ncer/rfa/2006/2006_star_coarse_pm.html	277	288	00:01:35
59.	Past P3 Projects P3 NCER ORD US EPA http://es.epa.gov/ncer/p3/past/	273	298	00:01:17
60.	EPA: ORD: NCER: Funding Opportunities http://es.epa.gov/ncer/rfa/2006/2006_star_cns.html	270	285	00:02:12
61.	EPA: ORD: NCER: Funding Opportunities http://es.epa.gov/ncer/rfa/2005/2005_star_nano.html	268	282	00:01:43

	Pages	Visits	Views	Average Time Viewed
62.	EPA: Nanotechnology http://es.epa.gov/ncer/nano/solicitation/	267	535	00:00:54
63.	Scientific and Technological Achievement Awards 2007 Nomination Procedures And Guidelines STAA NCER ORD US EPA http://es.epa.gov/ncer/staa/annual/2007/2007_nomination_procedures.html	266	294	00:05:10
64.	http://es.epa.gov/ncer/rfa/2004/2005_gro_und_ergrad_fellow.html	264	266	00:03:44
65.	EPA: ORD: NCER: Research on Drinking Water http://es.epa.gov/ncer/publications/topical/drinking.html	263	272	00:02:39
66.	2006 P3 Award Winners Past P3 Projects P3 NCER ORD US EPA http://es.epa.gov/ncer/p3/project_websites/2006/2006awardwinners.html	261	269	00:03:00
67.	EPA: ORD: NCER: Funding Opportunities http://es.epa.gov/ncer/rfa/2005/2005_sbir_phase1.html	261	273	00:03:27
68.	EPA: ORD: NCER: Mercury Research http://es.epa.gov/ncer/publications/topical/mercury.html	248	265	00:02:33
69.	Environmental Protection Agency http://es.epa.gov/ncer/publications/nano/	239	263	00:01:48
70.	EPA: Nanotechnology http://es.epa.gov/ncer/nano/newsroom/	236	250	00:02:02
71.	EPA: ORD: NCER: Urban Sprawl Research http://es.epa.gov/ncer/publications/topical/urban.html	235	247	00:08:32
72.	EPA: ORD: NCER: Research on Mining Impacts http://es.epa.gov/ncer/publications/topical/mining.html	234	239	00:03:04
73.	EPA: ORD: NCER: Centers http://es.epa.gov/ncer/centers/eagles/	234	269	00:06:41
74.	EPA: ORD: NCER: Small Business Innovation Research http://es.epa.gov/ncer/rfa/archive/sbir/phase1.html	234	243	00:01:31
75.	2005 Project Descriptions and Photos P3 NCER ORD US EPA http://es.epa.gov/ncer/p3/project_websites/2005/2005_phase_1_project_websites.html	233	246	00:01:41
76.	Photo Gallery P3 NCER ORD US EPA http://es.epa.gov/ncer/P3/photo.html	233	273	00:00:39

	Pages	Visits	Views	Average Time Viewed
77.	EPA: ORD: NCER: Events: News http://es.epa.gov/ncer/events/news/2003/01_15_03a.html	231	273	00:02:34
78.	EPA: ORD: NCER: Funding Opportunities http://es.epa.gov/ncer/rfa/2006/2006_gro_fellow.html	228	233	00:02:01
79.	EPA: ORD: NCER: EPA SBIR Program Success Stories http://es.epa.gov/ncer/sbir/success/	226	260	00:03:01
80.	Information for Current Grantees P3 NCER ORD US EPA http://es.epa.gov/ncer/p3/teams/	223	236	00:01:35
81.	EPA: ORD: NCER: Funding Opportunities http://es.epa.gov/ncer/rfa/2006/2006_p3.html	217	218	00:02:26
82.	EPA: NCER: Science Topics: Drinking Water http://es.epa.gov/ncer/science/drinkingwater/	214	227	00:02:10
83.	EPA: ORD: NCER: Funding Opportunities http://es.epa.gov/ncer/rfa/2004/2004_collab_science.html	211	236	00:02:53
84.	Environmental Protection Agency http://es.epa.gov/ncer/fellow/recipients/star_fellow05.html	211	245	00:01:27
85.	P3 Award Winners and Successes P3 NCER ORD US EPA http://es.epa.gov/ncer/p3/success/	209	217	00:01:08
86.	EPA: ORD: NCER: Research Opportunities: STAR Fellowship Archives http://es.epa.gov/ncer/rfa/archive/fellow/	208	231	00:01:37
87.	EPA: ORD: NCER: NOx Research http://es.epa.gov/ncer/publications/topical/nox.html	208	215	00:08:39
88.	EPA: ORD: NCER: Funding Opportunities http://es.epa.gov/ncer/rfa/2006/2006_star_gc_aq.html	206	215	00:06:20
89.	National Sustainable Design Expo Co-Sponsors Information For P3 NCER ORD US EPA http://es.epa.gov/ncer/p3/info/cosponsors.html	205	208	00:01:33
90.	EPA: ORD: NCER: Funding Opportunities http://es.epa.gov/ncer/rfa/2004/2004_climate_change.html	203	212	00:03:42
91.	P3 and Other Awards Ceremony P3 NCER ORD US EPA http://es.epa.gov/ncer/p3/ceremony/	203	219	00:01:11
92.	Environmental Protection Agency http://es.epa.gov/ncer/guidance/star_faq.html	202	204	00:02:16

	Pages	Visits	Views	Average Time Viewed
93.	EPA: ORD: NCER: Progress-Review Workshop Proceedings http://es.epa.gov/ncer/publications/workshop/	199	488	00:01:33
94.	EPA: ORD: NCER: STAR Research Capsules http://es.epa.gov/ncer/publications/topical/	197	239	00:01:20
95.	EPA: ORD: NCER: Funding Opportunities http://es.epa.gov/ncer/rfa/2004/2004_pm_research.html	195	248	00:02:22
96.	EPA: Nanotechnology http://es.epa.gov/ncer/nano/links/	194	208	00:03:45
97.	EPA: ORD: NCER: Funding Opportunities http://es.epa.gov/ncer/rfa/2006/2006_star_cafos.html	189	197	00:02:54
98.	EPA: ORD: NCER: Funding Opportunities http://es.epa.gov/ncer/rfa/2006/2006_gro_sollicitation.html	188	191	00:01:47
99.	EPA: ORD: NCER: Events: News http://es.epa.gov/ncer/events/news/2005/03_08_05_feature.html	187	193	00:02:42
100.	2006 Newsroom P3 NCER ORD US EPA http://es.epa.gov/ncer/p3/news.html	186	218	00:01:38
101.	EPA: ORD: NCER: Research Opportunities http://es.epa.gov/ncer/rfa/current/2004_grad_fellow.html	185	186	00:01:48
102.	Become An Exhibitor Information For P3 NCER ORD US EPA http://es.epa.gov/ncer/p3/become_exhibitor.html	185	193	00:00:45
103.	EPA: ORD: NCER: Funding Opportunities http://es.epa.gov/ncer/rfa/2004/2004_manufactured_nano.html	184	185	00:02:23
104.	EPA: ORD: NCER: Environmental Research Grant Announcements http://es.epa.gov/ncer/rfa/archive/grants/06/	183	189	00:00:45
105.	EPA: Nanotechnology http://es.epa.gov/ncer/nano/relevant_meetings/	182	439	00:00:31
106.	EPA: NCER: Science Topics: Global Change: Background http://es.epa.gov/ncer/science/globalclimate/	181	202	00:01:42
107.	EPA: ORD: NCER: About NCER: Quick Guide http://es.epa.gov/ncer/about/quickguide.html	181	184	00:01:20
108.	EPA: ORD: NCER: Events: Archive http://es.epa.gov/ncer/events/news/2006/	180	183	00:01:35

	Pages	Visits	Views	Average Time Viewed
109.	EPA: ORD: NCER: Events: News http://es.epa.gov/ncer/events/news/2005/04_13_05_feature.html	179	184	00:02:47
110.	EPA: ORD: NCER: Funding Opportunities http://es.epa.gov/ncer/rfa/2004/2005_gro_grad_fellow.html	175	177	00:02:15
111.	EPA: ORD: NCER: Small Business Innovation Research http://es.epa.gov/ncer/rfa/archive/sbir/sbir_phase1_2002.html	174	175	00:06:41
112.	EPA: Nanotechnology: Research Projects: Toxicology http://es.epa.gov/ncer/nano/research/nano_tox.html	173	440	00:14:10
113.	EPA: NCER: P3: People, Prosperity and the Planet Student Design Competition for Sustainability: A National Student Design Competition for Sustainability focusing on People, Prosperity, and the Planet http://es.epa.gov/ncer/P3/designs_sustain_rfp_2005.html	172	179	00:02:55
114.	EPA: ORD: NCER: Funding Opportunities http://es.epa.gov/ncer/rfa/2005/2005_star_biotech.html	168	174	00:02:46
115.	EPA: ORD: NCER: Funding Opportunities http://es.epa.gov/ncer/rfa/2004/2004_air_poll_em.html	166	174	00:02:30
116.	EPA: ORD: NCER: STAR Fellowships: Posters http://es.epa.gov/ncer/fellow/posters/2004_star_grad_fellow_conf_posters.html	166	171	00:06:28
117.	EPA: ORD: NCER: Funding Opportunities http://es.epa.gov/ncer/rfa/current/2004_arsenic.html	165	168	00:02:43
118.	EPA: ORD: NCER: SBIR http://es.epa.gov/ncer/rfa/current/sbir_phase1.html	165	173	00:04:10
119.	EPA: ORD: NCER: Small Business Innovation Research http://es.epa.gov/ncer/sbir/sbir_phase1_2002.html	162	164	00:03:15
120.	EPA: ORD: NCER: Guidance & FAQs http://es.epa.gov/ncer/guidance/qa.html	162	168	00:04:58
121.	EPA: ORD: NCER: Funding Opportunities http://es.epa.gov/ncer/rfa/2005/2005_nonlinear_responses.html	160	162	00:02:20
122.	EPA: ORD: NCER: Funding Opportunities http://es.epa.gov/ncer/rfa/2004/2004_sbir_phase1.html	159	174	00:04:32

	Pages	Visits	Views	Average Time Viewed
123.	Forms P3 NCER ORD US EPA http://es.epa.gov/ncer/p3/forms/	157	245	00:02:52
124.	EPA: ORD: NCER: Research Opportunities: Current RFA http://es.epa.gov/ncer/rfa/current/2003_mai_grad.html	156	157	00:02:39
125.	EPA: ORD: NCER: Guidance & FAQs: Acknowledgement of EPA Support http://es.epa.gov/ncer/guidance/star_images.html	156	192	00:02:42
126.	Information for Partners Info For P3 NCER ORD US EPA http://es.epa.gov/ncer/p3/info/partners.html	156	164	00:01:36
127.	Background/About TSE Technology for a Sustainable Environment Science Topics NCER EPA http://es.epa.gov/ncer/science/tse/	156	170	00:02:29
128.	Environmental Protection Agency http://es.epa.gov/ncer/fellow/recipients/star_fellow04.html	156	166	00:02:21
129.	EPA: ORD: NCER: Research Opportunities: Current RFA http://es.epa.gov/ncer/rfa/current/2003_mai_under.html	155	160	00:02:01
130.	Environmental Protection Agency http://es.epa.gov/ncer/fellow/recipients/star_fellow03.html	155	159	00:01:00
131.	EPA: ORD: NCER: Pathogens in Water http://es.epa.gov/ncer/publications/topical/pathogens.html	153	162	00:02:53
132.	2004 P3 Projects Past P3 Projects P3 NCER ORD US EPA http://es.epa.gov/ncer/p3/project_websites/2004_project_websites.html	149	154	00:02:49
133.	EPA: ORD: NCER: Funding Opportunities http://es.epa.gov/ncer/rfa/2005/2005_ecohab.html	146	150	00:01:22
134.	Peer Review Phase I # Project Development P3 NCER ORD US EPA http://es.epa.gov/ncer/p3/peerreview.html	140	144	00:01:25
135.	EPA: ORD: NCER: Research on Pesticide Bio- and Phytoremediation http://es.epa.gov/ncer/publications/topical/biopest.html	137	138	00:03:22

	Pages	Visits	Views	Average Time Viewed
136.	EPA: NCER: P3: People, Prosperity and the Planet Student Design Competition for Sustainability: A National Student Design Competition for Sustainability focusing on People, Prosperity, and the Planet http://es.epa.gov/ncer/p3/designs_sustain_rfp.html	136	143	00:04:35
137.	EPA: ORD: NCER: Research Opportunities: Assessing the Consequences of Interactions between Human Activities and a Changing Climate http://es.epa.gov/ncer/rfa/archive/grants/00/00humanrfa.html	136	140	00:03:26
138.	Table of Contents http://es.epa.gov/ncer/sbir/program/	135	167	00:02:15
139.	EPA: ORD: NCER: Funding Opportunities http://es.epa.gov/ncer/rfa/2005/2005_decision_support_sys.html	135	136	00:01:32
140.	EPA: ORD: NCER: Remediation Research http://es.epa.gov/ncer/publications/topical/remediation.html	134	134	00:03:19
141.	Environmental Protection Agency http://es.epa.gov/ncer/fellow/recipients/gro_fellow06.html	134	136	00:00:39
142.	EPA: ORD: NCER: Funding Opportunities: Interpretation of Biomarkers Using Physiologically Based Pharmacokinetic Modeling http://es.epa.gov/ncer/rfa/2006/2006_star_pbk_modeling.html	134	137	00:03:20
143.	EPA: ORD: NCER: Research Opportunities: Exploratory Research to Anticipate Future Environmental Issues http://es.epa.gov/ncer/rfa/archive/grants/01/futures.html	133	134	00:01:51
144.	EPA: ORD: NCER: Funding Opportunities http://es.epa.gov/ncer/rfa/2004/2004_valuation.html	131	131	00:06:12
145.	EPA: ORD: NCER: Environmental Science and Engineering Fellows Program http://es.epa.gov/ncer/publications/archive/aaas97.html	129	133	00:05:47
146.	EPA: ORD: NCER: Funding Opportunities http://es.epa.gov/ncer/rfa/current/2004_gro_undergrad_fellow.html	129	130	00:01:55
147.	EPA: ORD: NCER: Characterizing Risk at Metal Finishing Facilities http://es.epa.gov/ncer/publications/archive/csidoc.html	128	139	00:01:21

	Pages	Visits	Views	Average Time Viewed
■ 148.	Current Partners Information for Partners P3 NCER ORD US EPA http://es.epa.gov/ncer/p3/partners/	126	168	00:04:36
■ 149.	EPA: ORD: NCER: Small Business Innovation Research http://es.epa.gov/ncer/sbir/workshops.html	126	129	00:01:49
■ 150.	EPA: NCER: Research Opportunities - Post-Doctoral Research Positions http://es.epa.gov/ncer/rfa/postdoc.html	125	130	00:01:36
■ 151.	Market Mechanisms and Incentives: Case Studies and Experimental Testbeds for New Environmental Trading Programs Funding Opportunities NCER US EPA http://es.epa.gov/ncer/rfa/2006/2006_star_mmi.html	125	126	00:01:26
■ 152.	Media Info For P3 NCER ORD US EPA http://es.epa.gov/ncer/p3/info/media.html	124	128	00:00:41
■ 153.	EPA: ORD: NCER: Publications: SBIR http://es.epa.gov/ncer/publications/sbir/	123	155	00:01:07
■ 154.	Environmental Protection Agency http://es.epa.gov/ncer/rfa/current/2003_enviro_stat.html	123	129	00:02:15
■ 155.	Research Solicitation Biodiversity & Human Health NCER US EPA http://es.epa.gov/ncer/biodiversity/solicitation.html	122	122	00:01:06
■ 156.	EPA: ORD: NCER: Funding Opportunities http://es.epa.gov/ncer/rfa/2004/2004_fire_climate.html	121	122	00:01:46
■ 157.	EPA: ORD: NCER: Funding Opportunities http://es.epa.gov/ncer/rfa/2004/2004_nano.html	121	126	00:01:12
■ 158.	EPA: ORD: NCER: Algal Bloom Research http://es.epa.gov/ncer/publications/topical/algal.html	120	126	00:03:39
■ 159.	Environmental Protection Agency http://es.epa.gov/ncer/fellow/recipients/gro_undergrad_fellow05.html	119	151	00:02:59
■ 160.	EPA: ORD: NCER: Funding Opportunities http://es.epa.gov/ncer/rfa/2006/2006_star_methodological.html	119	121	00:02:16
■ 161.	EPA: ORD: NCER: Events: Agenda http://es.epa.gov/ncer/events/calendar/2007/feb20/agenda.html	118	120	00:04:36
■ 162.	Environmental Protection Agency http://es.epa.gov/ncer/fellow/recipients/gro_fellow05.html	118	151	00:02:50

	Pages	Visits	Views	Average Time Viewed
163.	Additional Awards P3 Award Competition P3 NCER ORD US EPA http://es.epa.gov/ncer/p3/addawards.html	118	120	00:01:01
164.	2006-2007 GRO Undergraduate Fellowships STAR Fellowships NCER US EPA http://es.epa.gov/ncer/fellow/recipients/gro_undergrad_fellow06.html	117	117	00:00:52
165.	Environmental SBIR Awards by Other Agencies http://es.epa.gov/ncer/sbir/agency/govtwide.html	117	134	00:00:27
166.	EPA: ORD: NCER: Fellowships http://es.epa.gov/ncer/fellow/abstracts/	117	128	00:01:40
167.	EPA: NCER: P3 http://es.epa.gov/ncer/p3recipients/2005/	117	275	00:02:38
168.	Information For P3 NCER ORD US EPA http://es.epa.gov/ncer/p3/info/	117	123	00:01:15
169.	EPA: ORD: NCER: Funding Opportunities http://es.epa.gov/ncer/rfa/2004/2004_aqua_sy s.html	116	129	00:04:29
170.	EPA: ORD: NCER: Funding Opportunities http://es.epa.gov/ncer/rfa/2004/2004_low_dos e.html	116	126	00:03:52
171.	EPA: ORD: NCER: Funding Opportunities http://es.epa.gov/ncer/rfa/2004/2004_biomark ers.html	115	120	00:01:08
172.	EPA: ORD: NCER: Funding Opportunities http://es.epa.gov/ncer/rfa/2006/2006_oth_coo p_training.html	115	118	00:01:43
173.	EPA: ORD: NCER: Research Conducted in Region 5 http://es.epa.gov/ncer/publications/topical/region5.html	114	118	00:01:54
174.	EPA: ORD: NCER: Funding Opportunities http://es.epa.gov/ncer/rfa/2004/2004_glakes_ foodweb.html	113	119	00:05:01
175.	Grant Recipients P3 NCER ORD US EPA http://es.epa.gov/ncer/p3/grantrecip.html	113	116	00:01:34
176.	EPA: ORD: NCER: Fellowships: 2000 STAR Graduate Fellowships http://es.epa.gov/ncer/fellow/recipients/fellow00.html	112	116	00:00:43
177.	EPA: ORD: NCER: Publications Archive http://es.epa.gov/ncer/publications/archive/	112	119	00:01:49

	Pages	Visits	Views	Average Time Viewed
178.	EPA: ORD: NCER: 2007 GRO Guidance & FAQs: Frequently Asked Questions http://es.epa.gov/ncer/guidance/faqs/faq_gro_undergrad.html	112	113	00:01:13
179.	Environmental SBIR Awards by Other Agencies http://es.epa.gov/ncer/sbir/agency/monana.html	112	119	00:08:43
180.	Environmental Protection Agency http://es.epa.gov/ncer/rfa/current/2003_global_change.html	111	119	00:06:05
181.	Environmental Protection Agency http://es.epa.gov/ncer/publications/meetings/	111	115	00:02:29
182.	EPA: ORD: NCER: Funding Opportunities http://es.epa.gov/ncer/rfa/2004/2004_source_pm.html	110	117	00:03:29
183.	Environmental Protection Agency http://es.epa.gov/ncer/rfa/current/2003_comptox.html	110	110	00:01:09
184.	EPA: ORD: NCER: Funding Opportunities http://es.epa.gov/ncer/rfa/current/2004_gro_grad_fellow.html	110	110	00:01:45
185.	Phase II - P3 Award Winners P3 NCER ORD US EPA http://es.epa.gov/ncer/p3/award_winners.html	109	112	00:02:59
186.	EPA: ORD: NCER: Research Opportunities: 2000 Minority Academic Institutions Undergraduate Student Fellowships http://es.epa.gov/ncer/rfa/archive/fellow/undgrad.html	109	110	00:01:08
187.	EPA: ORD: NCER: TITLE http://es.epa.gov/ncer/rfa/archive/grants/01/empact01.html	109	109	00:00:49
188.	EPA: ORD: NCER: Research on Water Treatment for Pesticide Removal and the Impacts of Agriculture on Water Quality http://es.epa.gov/ncer/publications/topical/pesticide.html	109	113	00:01:25
189.	Phase I # Project Development P3 NCER ORD US EPA http://es.epa.gov/ncer/p3/phase1proof.html	109	111	00:01:38
190.	EPA: ORD: NCER: Funding Opportunities http://es.epa.gov/ncer/rfa/2004/2004_sbir_phase1_poll-prev.html	108	113	00:04:12
191.	EPA: ORD: NCER: Funding Opportunities http://es.epa.gov/ncer/rfa/2004/2004_microbial_risk.html	108	114	00:02:20

	Pages	Visits	Views	Average Time Viewed
192.	EPA: ORD: NCER: Ecological Assessment and Indicators Research http://es.epa.gov/ncer/publications/topical/ecoass.html	108	111	00:02:47
193.	EPA: ORD: NCER: Funding Opportunities http://es.epa.gov/ncer/rfa/2004/2004_sustainability_engineering_curricula.html	108	109	00:00:58
194.	EPA: ORD: NCER: Funding Opportunities http://es.epa.gov/ncer/rfa/2005/2005_hsa_impacts_research.html	107	107	00:03:30
195.	EPA: ORD: NCER: Funding Opportunities http://es.epa.gov/ncer/rfa/2005/2005_tropospheric_air_pollution.html	107	107	00:01:27
196.	EPA: ORD: NCER: Funding Opportunities http://es.epa.gov/ncer/rfa/2004/2004_sbir_phase1_haz-waste.html	106	112	00:05:07
197.	Past P3 Projects by Topic Past P3 Projects P3 NCER ORD US EPA http://es.epa.gov/ncer/p3/abtable1.html	106	113	00:02:21
198.	EPA: NCER: Science Topics: Drinking Water: Research Results http://es.epa.gov/ncer/science/drinkingwater/results.html	106	110	00:01:55
199.	EPA: Nanotechnology: Research Projects: Green Nanotechnology http://es.epa.gov/ncer/nano/research/nano_green.html	105	112	00:02:01
200.	EPA: ORD: NCER: Funding Opportunities http://es.epa.gov/ncer/rfa/2004/2004_gro_bioaccum.html	105	114	00:03:44
Subtotal for rows: 1 - 200		-	94,665	-
Other		-	74,733	-
Total		-	169,398	-

items 1-200 of 2000

Pages

	Pages	Average Time to Serve (ms)
1.	National Center for Environmental Research (NCER) ORD US EPA http://es.epa.gov/ncer/	0
2.	Funding Opportunities NCER US EPA http://es.epa.gov/ncer/rfa/	0
3.	EPA: ORD: NCER: Small Business Innovation Research http://es.epa.gov/ncer/sbir/	0

	Pages	Average Time to Serve (ms)
4.	STAR Fellowships NCER US EPA http://es.epa.gov/ncer/fellow/	0
5.	EPA: ORD: NCER: STAR Grants and Cooperative Agreements http://es.epa.gov/ncer/grants/	0
6.	P3 NCER ORD US EPA http://es.epa.gov/ncer/p3/	0
7.	EPA: Nanotechnology http://es.epa.gov/ncer/nano/	0
8.	EPA: ORD: NCER: Funding Opportunities: Fall 2007 EPA Science to Achieve Results (STAR) Fellowships for Graduate Environmental Study http://es.epa.gov/ncer/rfa/2007/2007_star_fellow.html	0
9.	EPA: ORD: NCER: Events: Calendar http://es.epa.gov/ncer/events/	0
10.	An Interdisciplinary Approach To Examining The Links Between Social Stressors, Biodiversity And Human Health Funding Opportunities NCER US EPA http://es.epa.gov/ncer/rfa/2007/2007_biodiversity_health.html	0
11.	STAR Grant Forms and Instructions NCER EPA http://es.epa.gov/ncer/rfa/forms/	0
12.	EPA: ORD: NCER: Funding Opportunities http://es.epa.gov/ncer/rfa/2007/2007_p3_4thannual.html	0
13.	Sources and Atmospheric Formation of Organic Particulate Matter Funding Opportunities NCER US EPA http://es.epa.gov/ncer/rfa/2007/2007_star_organic_pm.html	0
14.	Issues in Tribal Environmental Research and Health Promotion: Novel Approaches for Assessing and Managing Cumulative Risks and Impacts of Global Climate Change Funding Opportunities NCER US EPA http://es.epa.gov/ncer/rfa/2006/2006_star_tribal.html	0
15.	EPA: ORD: NCER: Other Programs: EPSCoR http://es.epa.gov/ncer/other/	0
16.	EPA: ORD: NCER: Guidance & FAQs http://es.epa.gov/ncer/guidance/	0

	Pages	Average Time to Serve (ms)
17.	EPA: National Center For Environmental Research http://es.epa.gov/ncer/science/	0
18.	EPA: ORD: NCER: Funding Opportunities http://es.epa.gov/ncer/rfa/2005/2005_childre ns_enviro_health.html	0
19.	2006/2007 P3 Teams P3 NCER ORD US EPA http://es.epa.gov/ncer/p3/current/	0
20.	EPA: ORD: NCER: Collaborative Science and Technology Network for Sustainability (CNS) http://es.epa.gov/ncer/cns/	0
21.	EPA: NCER: Research Centers http://es.epa.gov/ncer/centers/	0
22.	EPA: ORD: NCER: Funding Opportunitie s: Fall 2007 EPA Greater Research Opportunities (GRO) Fellowships for Graduate Environmental Study http://es.epa.gov/ncer/rfa/2007/2007_star_gr o_grad.html	0
23.	EPA: ORD: NCER: About NCER http://es.epa.gov/ncer/about/	0
24.	EPA: ORD: NCER: Publications & Proceedings http://es.epa.gov/ncer/publications/	0
25.	EPA: ORD: NCER: Funding Opportunitie s: Fall 2007 EPA Greater Research Opportunities (GRO) Fellowships for Undergraduate Environmental Study http://es.epa.gov/ncer/rfa/2007/2007_star_gr o_undergrad.html	0
26.	About P3 P3 NCER ORD US EPA http://es.epa.gov/ncer/p3/fact_sheet.html	0
27.	STAA NCER ORD US EPA http://es.epa.gov/ncer/staa/	0
28.	Research Program Biodiversity & Human Health NCER US EPA http://es.epa.gov/ncer/biodiversity/	0
29.	EPA: ORD: NCER: Research Results http://es.epa.gov/ncer/results/	0
30.	EPA: Nanotechnology http://es.epa.gov/ncer/nano/factsheet/	0
31.	EPA: ORD: NCER: Funding Opportunities http://es.epa.gov/ncer/rfa/2006/2006_sbir_ph ase1.html	0
32.	Environmental Protection Agency http://es.epa.gov/ncer/rfa/archive/grants/	0

	Pages	Average Time to Serve (ms)
33.	EPA: Nanotechnology: Basic Information http://es.epa.gov/ncer/nano/questions/	0
34.	EPA: ORD: NCER: Funding Opportunities http://es.epa.gov/ncer/rfa/2006/2006_gro_undegrad_fellow.html	0
35.	EPA: Nanotechnology: Science & Technology http://es.epa.gov/ncer/nano/publications/	0
36.	Development and Evaluation of Innovative Approaches for the Quantitative Assessment of Pathogens in Drinking Water (2005) Redirect NCER ORD EPA http://es.epa.gov/ncer/recipients/drinkingwater2005/	0
37.	Current STAA Competition STAA NCER ORD US EPA http://es.epa.gov/ncer/staa/annual/2007/current_comp.html	0
38.	National Sustainable Design Expo P3 NCER ORD US EPA http://es.epa.gov/ncer/p3/expo/	0
39.	Environmental Protection Agency http://es.epa.gov/ncer/science/pm/	0
40.	EPA: ORD: NCER: Grants: Recipients List http://es.epa.gov/ncer/grants/recipients_index.html	0
41.	EPA: ORD: NCER: Funding Opportunities http://es.epa.gov/ncer/rfa/2006/2006_star_fellow.html	0
42.	EPA: ORD: NCER: Small Business Innovation Research http://es.epa.gov/ncer/rfa/archive/sbir/	0
43.	EPA: Nanotechnology: Research Projects http://es.epa.gov/ncer/nano/research/	0
44.	EPA: ORD: NCER: Events: News http://es.epa.gov/ncer/events/news/2006/09_29_06_p3.html	0
45.	EPA: ORD: NCER: Research Opportunities: Archive http://es.epa.gov/ncer/rfa/archive/	0
46.	Uncertainty Analyses of Models in Integrated Environmental Assessments Funding Opportunities NCER US EPA http://es.epa.gov/ncer/rfa/2006/2006_star_uncertainty.html	0
47.	Environmental Protection Agency http://es.epa.gov/ncer/fellow/recipients/star_fellow06.html	0

	Pages	Average Time to Serve (ms)
■ 48.	Environmental Protection Agency: National Center For Environmental Research: STAR/GRO Graduate Fellowship FAQs http://es.epa.gov/ncer/guidance/faqs/faq_gro_grad.html	0
■ 49.	Environmental Protection Agency http://es.epa.gov/ncer/science/economics/	0
■ 50.	How to Apply Phase I # Project Development P3 NCER ORD US EPA http://es.epa.gov/ncer/p3/apply/	0
■ 51.	EPA: ORD: NCER: Funding Opportunities: Development of Environmental Health Outcome Indicators http://es.epa.gov/ncer/rfa/2006/2006_star_ep_hi.html	0
■ 52.	EPA: ORD: NCER: Guidance & FAQs: Frequently Asked Questions http://es.epa.gov/ncer/guidance/faqs.html	0
■ 53.	EPA: ORD: NCER: Funding Opportunities http://es.epa.gov/ncer/rfa/2004/2005_star_grad_fellow.html	0
■ 54.	EPA: Nanotechnology http://es.epa.gov/ncer/nano/lectures/	0
■ 55.	Environmental Protection Agency http://es.epa.gov/ncer/rfa/current/2003_nano.html	0
■ 56.	EPA: ORD: NCER: STAR Reports http://es.epa.gov/ncer/publications/starreport/	0
■ 57.	EPA: ORD: NCER: Events: Archive http://es.epa.gov/ncer/events/news/	0
■ 58.	Sources, Composition, and Health Effects of Coarse Particulate Matter Funding Opportunities NCER US EPA http://es.epa.gov/ncer/rfa/2006/2006_star_coarse_pm.html	0
■ 59.	Past P3 Projects P3 NCER ORD US EPA http://es.epa.gov/ncer/p3/past/	0
■ 60.	EPA: ORD: NCER: Funding Opportunities http://es.epa.gov/ncer/rfa/2006/2006_star_cns.html	0
■ 61.	EPA: ORD: NCER: Funding Opportunities http://es.epa.gov/ncer/rfa/2005/2005_star_nano.html	0
■ 62.	EPA: Nanotechnology http://es.epa.gov/ncer/nano/solicitation/	0

	Pages	Average Time to Serve (ms)
63.	Scientific and Technological Achievement Awards 2007 Nomination Procedures And Guidelines STAA NCER ORD US EPA http://es.epa.gov/ncer/staa/annual/2007/2007_nomination_procedures.html	0
64.	http://es.epa.gov/ncer/rfa/2004/2005_gro_und_ergrad_fellow.html	0
65.	EPA: ORD: NCER: Research on Drinking Water http://es.epa.gov/ncer/publications/topical/drinking.html	0
66.	2006 P3 Award Winners Past P3 Projects P3 NCER ORD US EPA http://es.epa.gov/ncer/p3/project_websites/2006/2006awardwinners.html	0
67.	EPA: ORD: NCER: Funding Opportunities http://es.epa.gov/ncer/rfa/2005/2005_sbir_phase1.html	0
68.	EPA: ORD: NCER: Mercury Research http://es.epa.gov/ncer/publications/topical/mercury.html	0
69.	Environmental Protection Agency http://es.epa.gov/ncer/publications/nano/	0
70.	EPA: Nanotechnology http://es.epa.gov/ncer/nano/newsroom/	0
71.	EPA: ORD: NCER: Urban Sprawl Research http://es.epa.gov/ncer/publications/topical/urban.html	0
72.	EPA: ORD: NCER: Research on Mining Impacts http://es.epa.gov/ncer/publications/topical/mining.html	0
73.	EPA: ORD: NCER: Centers http://es.epa.gov/ncer/centers/eagles/	0
74.	EPA: ORD: NCER: Small Business Innovation Research http://es.epa.gov/ncer/rfa/archive/sbir/phase1.html	0
75.	2005 Project Descriptions and Photos P3 NCER ORD US EPA http://es.epa.gov/ncer/p3/project_websites/2005/2005_phase_1_project_websites.html	0
76.	Photo Gallery P3 NCER ORD US EPA http://es.epa.gov/ncer/P3/photo.html	0
77.	EPA: ORD: NCER: Events: News http://es.epa.gov/ncer/events/news/2003/01_15_03a.html	0

	Pages	Average Time to Serve (ms)
78.	EPA: ORD: NCER: Funding Opportunities http://es.epa.gov/ncer/rfa/2006/2006_gro_fellow.html	0
79.	EPA: ORD: NCER: EPA SBIR Program Success Stories http://es.epa.gov/ncer/sbir/success/	0
80.	Information for Current Grantees P3 NCER ORD US EPA http://es.epa.gov/ncer/p3/teams/	0
81.	EPA: ORD: NCER: Funding Opportunities http://es.epa.gov/ncer/rfa/2006/2006_p3.html	0
82.	EPA: NCER: Science Topics: Drinking Water http://es.epa.gov/ncer/science/drinkingwater/	0
83.	EPA: ORD: NCER: Funding Opportunities http://es.epa.gov/ncer/rfa/2004/2004_collab_science.html	0
84.	Environmental Protection Agency http://es.epa.gov/ncer/fellow/recipients/star_fellow05.html	0
85.	P3 Award Winners and Successes P3 NCER ORD US EPA http://es.epa.gov/ncer/p3/success/	0
86.	EPA: ORD: NCER: Research Opportunities: STAR Fellowship Archives http://es.epa.gov/ncer/rfa/archive/fellow/	0
87.	EPA: ORD: NCER: NOx Research http://es.epa.gov/ncer/publications/topical/nox.html	0
88.	EPA: ORD: NCER: Funding Opportunities http://es.epa.gov/ncer/rfa/2006/2006_star_gc_aq.html	0
89.	National Sustainable Design Expo Co-Sponsors Information For P3 NCER ORD US EPA http://es.epa.gov/ncer/p3/info/cosponsors.html	0
90.	EPA: ORD: NCER: Funding Opportunities http://es.epa.gov/ncer/rfa/2004/2004_climate_change.html	0
91.	P3 and Other Awards Ceremony P3 NCER ORD US EPA http://es.epa.gov/ncer/p3/ceremony/	0
92.	Environmental Protection Agency http://es.epa.gov/ncer/guidance/star_faq.html	0
93.	EPA: ORD: NCER: Progress-Review Workshop Proceedings http://es.epa.gov/ncer/publications/workshop/	0

	Pages	Average Time to Serve (ms)
94.	EPA: ORD: NCER: STAR Research Capsules http://es.epa.gov/ncer/publications/topical/	0
95.	EPA: ORD: NCER: Funding Opportunities http://es.epa.gov/ncer/rfa/2004/2004_pm_research.html	0
96.	EPA: Nanotechnology http://es.epa.gov/ncer/nano/links/	0
97.	EPA: ORD: NCER: Funding Opportunities http://es.epa.gov/ncer/rfa/2006/2006_star_cafos.html	0
98.	EPA: ORD: NCER: Funding Opportunities http://es.epa.gov/ncer/rfa/2006/2006_gro_solicitation.html	0
99.	EPA: ORD: NCER: Events: News http://es.epa.gov/ncer/events/news/2005/03_08_05_feature.html	0
100.	2006 Newsroom P3 NCER ORD US EPA http://es.epa.gov/ncer/p3/news.html	0
101.	EPA: ORD: NCER: Research Opportunities http://es.epa.gov/ncer/rfa/current/2004_grad_fellow.html	0
102.	Become An Exhibitor Information For P3 NCER ORD US EPA http://es.epa.gov/ncer/p3/become_exhibitor.html	0
103.	EPA: ORD: NCER: Funding Opportunities http://es.epa.gov/ncer/rfa/2004/2004_manufactured_nano.html	0
104.	EPA: ORD: NCER: Environmental Research Grant Announcements http://es.epa.gov/ncer/rfa/archive/grants/06/	0
105.	EPA: Nanotechnology http://es.epa.gov/ncer/nano/relevant_meetings/	0
106.	EPA: NCER: Science Topics: Global Change: Background http://es.epa.gov/ncer/science/globalclimate/	0
107.	EPA: ORD: NCER: About NCER: Quick Guide http://es.epa.gov/ncer/about/quickguide.html	0
108.	EPA: ORD: NCER: Events: Archive http://es.epa.gov/ncer/events/news/2006/	0
109.	EPA: ORD: NCER: Events: News http://es.epa.gov/ncer/events/news/2005/04_13_05_feature.html	0

	Pages	Average Time to Serve (ms)
■ 110.	EPA: ORD: NCER: Funding Opportunities http://es.epa.gov/ncer/rfa/2004/2005_gro_grad_fellow.html	0
■ 111.	EPA: ORD: NCER: Small Business Innovation Research http://es.epa.gov/ncer/rfa/archive/sbir/sbir_phase1_2002.html	0
■ 112.	EPA: Nanotechnology: Research Projects: Toxicology http://es.epa.gov/ncer/nano/research/nano_tox.html	0
■ 113.	EPA: NCER: P3: People, Prosperity and the Planet Student Design Competition for Sustainability: A National Student Design Competition for Sustainability focusing on People, Prosperity, and the Planet http://es.epa.gov/ncer/P3/designs_sustain_rfp_2005.html	0
■ 114.	EPA: ORD: NCER: Funding Opportunities http://es.epa.gov/ncer/rfa/2005/2005_star_biotech.html	0
■ 115.	EPA: ORD: NCER: Funding Opportunities http://es.epa.gov/ncer/rfa/2004/2004_air_poll_em.html	0
■ 116.	EPA: ORD: NCER: STAR Fellowships: Posters http://es.epa.gov/ncer/fellow/posters/2004_star_grad_fellow_conf_posters.html	0
■ 117.	EPA: ORD: NCER: Funding Opportunities http://es.epa.gov/ncer/rfa/current/2004_arsenic.html	0
■ 118.	EPA: ORD: NCER: SBIR http://es.epa.gov/ncer/rfa/current/sbir_phase1.html	0
■ 119.	EPA: ORD: NCER: Small Business Innovation Research http://es.epa.gov/ncer/sbir/sbir_phase1_2002.html	0
■ 120.	EPA: ORD: NCER: Guidance & FAQs http://es.epa.gov/ncer/guidance/qa.html	0
■ 121.	EPA: ORD: NCER: Funding Opportunities http://es.epa.gov/ncer/rfa/2005/2005_nonlinear_responses.html	0
■ 122.	EPA: ORD: NCER: Funding Opportunities http://es.epa.gov/ncer/rfa/2004/2004_sbir_phase1.html	0
■ 123.	Forms P3 NCER ORD US EPA http://es.epa.gov/ncer/p3/forms/	0

	Pages	Average Time to Serve (ms)
124.	EPA: ORD: NCER: Research Opportunities: Current RFA http://es.epa.gov/ncer/rfa/current/2003_mai_grad.html	0
125.	EPA: ORD: NCER: Guidance & FAQs: Acknowledgement of EPA Support http://es.epa.gov/ncer/guidance/star_images.html	0
126.	Information for Partners Info For P3 NCER ORD US EPA http://es.epa.gov/ncer/p3/info/partners.html	0
127.	Background/About TSE Technology for a Sustainable Environment Science Topics NCER EPA http://es.epa.gov/ncer/science/tse/	0
128.	Environmental Protection Agency http://es.epa.gov/ncer/fellow/recipients/star_fellow04.html	0
129.	EPA: ORD: NCER: Research Opportunities: Current RFA http://es.epa.gov/ncer/rfa/current/2003_mai_under.html	0
130.	Environmental Protection Agency http://es.epa.gov/ncer/fellow/recipients/star_fellow03.html	0
131.	EPA: ORD: NCER: Pathogens in Water http://es.epa.gov/ncer/publications/topical/pathogens.html	0
132.	2004 P3 Projects Past P3 Projects P3 NCER ORD US EPA http://es.epa.gov/ncer/p3/project_websites/2004_project_websites.html	0
133.	EPA: ORD: NCER: Funding Opportunities http://es.epa.gov/ncer/rfa/2005/2005_ecohab.html	0
134.	Peer Review Phase I # Project Development P3 NCER ORD US EPA http://es.epa.gov/ncer/p3/peerreview.html	0
135.	EPA: ORD: NCER: Research on Pesticide Bio- and Phytoremediation http://es.epa.gov/ncer/publications/topical/biopest.html	0
136.	EPA: NCER: P3: People, Prosperity and the Planet Student Design Competition for Sustainability: A National Student Design Competition for Sustainability focusing on People, Prosperity, and the Planet http://es.epa.gov/ncer/p3/designs_sustain_rfp.html	0

	Pages	Average Time to Serve (ms)
137.	EPA: ORD: NCER: Research Opportunities: Assessing the Consequences of Interactions between Human Activities and a Changing Climate http://es.epa.gov/ncer/rfa/archive/grants/00/00humanrfa.html	0
138.	Table of Contents http://es.epa.gov/ncer/sbir/program/	0
139.	EPA: ORD: NCER: Funding Opportunities http://es.epa.gov/ncer/rfa/2005/2005_decision_support_sys.html	0
140.	EPA: ORD: NCER: Remediation Research http://es.epa.gov/ncer/publications/topical/remediation.html	0
141.	Environmental Protection Agency http://es.epa.gov/ncer/fellow/recipients/gro_fellow06.html	0
142.	EPA: ORD: NCER: Funding Opportunities: Interpretation of Biomarkers Using Physiologically Based Pharmacokinetic Modeling http://es.epa.gov/ncer/rfa/2006/2006_star_pbk_modeling.html	0
143.	EPA: ORD: NCER: Research Opportunities: Exploratory Research to Anticipate Future Environmental Issues http://es.epa.gov/ncer/rfa/archive/grants/01/futures.html	0
144.	EPA: ORD: NCER: Funding Opportunities http://es.epa.gov/ncer/rfa/2004/2004_valuation.html	0
145.	EPA: ORD: NCER: Environmental Science and Engineering Fellows Program http://es.epa.gov/ncer/publications/archive/aaas97.html	0
146.	EPA: ORD: NCER: Funding Opportunities http://es.epa.gov/ncer/rfa/current/2004_gro_undergrad_fellow.html	0
147.	EPA: ORD: NCER: Characterizing Risk at Metal Finishing Facilities http://es.epa.gov/ncer/publications/archive/csdoc.html	0
148.	Current Partners Information for Partners P3 NCER ORD US EPA http://es.epa.gov/ncer/p3/partners/	0
149.	EPA: ORD: NCER: Small Business Innovation Research http://es.epa.gov/ncer/sbir/workshops.html	0

	Pages	Average Time to Serve (ms)
150.	EPA: NCER: Research Opportunities - Post-Doctoral Research Positions http://es.epa.gov/ncer/rfa/postdoc.html	0
151.	Market Mechanisms and Incentives: Case Studies and Experimental Testbeds for New Environmental Trading Programs Funding Opportunities NCER US EPA http://es.epa.gov/ncer/rfa/2006/2006_star_mmi.html	0
152.	Media Info For P3 NCER ORD US EPA http://es.epa.gov/ncer/p3/info/media.html	0
153.	EPA: ORD: NCER: Publications: SBIR http://es.epa.gov/ncer/publications/sbir/	0
154.	Environmental Protection Agency http://es.epa.gov/ncer/rfa/current/2003_enviro_stat.html	0
155.	Research Solicitation Biodiversity & Human Health NCER US EPA http://es.epa.gov/ncer/biodiversity/solicitation.html	0
156.	EPA: ORD: NCER: Funding Opportunities http://es.epa.gov/ncer/rfa/2004/2004_fire_climate.html	0
157.	EPA: ORD: NCER: Funding Opportunities http://es.epa.gov/ncer/rfa/2004/2004_nano.html	0
158.	EPA: ORD: NCER: Algal Bloom Research http://es.epa.gov/ncer/publications/topical/algal.html	0
159.	Environmental Protection Agency http://es.epa.gov/ncer/fellow/recipients/gro_undergrad_fellow05.html	0
160.	EPA: ORD: NCER: Funding Opportunities http://es.epa.gov/ncer/rfa/2006/2006_star_methodological.html	0
161.	EPA: ORD: NCER: Events: Agenda http://es.epa.gov/ncer/events/calendar/2007/feb20/agenda.html	0
162.	Environmental Protection Agency http://es.epa.gov/ncer/fellow/recipients/gro_fellow05.html	0
163.	Additional Awards P3 Award Competition P3 NCER ORD US EPA http://es.epa.gov/ncer/p3/addawards.html	0
164.	2006-2007 GRO Undergraduate Fellowships STAR Fellowships NCER US EPA http://es.epa.gov/ncer/fellow/recipients/gro_undergrad_fellow06.html	0

	Pages	Average Time to Serve (ms)
165.	Environmental SBIR Awards by Other Agencies http://es.epa.gov/ncer/sbir/agency/govtwide.html	0
166.	EPA: ORD: NCER: Fellowships http://es.epa.gov/ncer/fellow/abstracts/	0
167.	EPA: NCER: P3 http://es.epa.gov/ncer/p3recipients/2005/	0
168.	Information For P3 NCER ORD US EPA http://es.epa.gov/ncer/p3/info/	0
169.	EPA: ORD: NCER: Funding Opportunities http://es.epa.gov/ncer/rfa/2004/2004_aqua_sy.html	0
170.	EPA: ORD: NCER: Funding Opportunities http://es.epa.gov/ncer/rfa/2004/2004_low_dose.html	0
171.	EPA: ORD: NCER: Funding Opportunities http://es.epa.gov/ncer/rfa/2004/2004_biomarkers.html	0
172.	EPA: ORD: NCER: Funding Opportunities http://es.epa.gov/ncer/rfa/2006/2006_oth_coop_training.html	0
173.	EPA: ORD: NCER: Research Conducted in Region 5 http://es.epa.gov/ncer/publications/topical/region5.html	0
174.	EPA: ORD: NCER: Funding Opportunities http://es.epa.gov/ncer/rfa/2004/2004_glakes_foodweb.html	0
175.	Grant Recipients P3 NCER ORD US EPA http://es.epa.gov/ncer/p3/grantrecip.html	0
176.	EPA: ORD: NCER: Fellowships: 2000 STAR Graduate Fellowships http://es.epa.gov/ncer/fellow/recipients/fellow00.html	0
177.	EPA: ORD: NCER: Publications Archive http://es.epa.gov/ncer/publications/archive/	0
178.	EPA: ORD: NCER: 2007 GRO Guidance & FAQs: Frequently Asked Questions http://es.epa.gov/ncer/guidance/faqs/faq_gro_undergrad.html	0
179.	Environmental SBIR Awards by Other Agencies http://es.epa.gov/ncer/sbir/agency/monana.html	0

	Pages	Average Time to Serve (ms)
180.	Environmental Protection Agency http://es.epa.gov/ncer/rfa/current/2003_global_change.html	0
181.	Environmental Protection Agency http://es.epa.gov/ncer/publications/meetings/	0
182.	EPA: ORD: NCER: Funding Opportunities http://es.epa.gov/ncer/rfa/2004/2004_source_pm.html	0
183.	Environmental Protection Agency http://es.epa.gov/ncer/rfa/current/2003_comptox.html	0
184.	EPA: ORD: NCER: Funding Opportunities http://es.epa.gov/ncer/rfa/current/2004_gro_grad_fellow.html	0
185.	Phase II - P3 Award Winners P3 NCER ORD US EPA http://es.epa.gov/ncer/p3/award_winners.html	0
186.	EPA: ORD: NCER: Research Opportunities: 2000 Minority Academic Institutions Undergraduate Student Fellowships http://es.epa.gov/ncer/rfa/archive/fellow/undgrad.html	0
187.	EPA: ORD: NCER: TITLE http://es.epa.gov/ncer/rfa/archive/grants/01/empact01.html	0
188.	EPA: ORD: NCER: Research on Water Treatment for Pesticide Removal and the Impacts of Agriculture on Water Quality http://es.epa.gov/ncer/publications/topical/pesticide.html	0
189.	Phase I # Project Development P3 NCER ORD US EPA http://es.epa.gov/ncer/p3/phase1proof.html	0
190.	EPA: ORD: NCER: Funding Opportunities http://es.epa.gov/ncer/rfa/2004/2004_sbir_phase1_poll-prev.html	0
191.	EPA: ORD: NCER: Funding Opportunities http://es.epa.gov/ncer/rfa/2004/2004_microbial_risk.html	0
192.	EPA: ORD: NCER: Ecological Assessment and Indicators Research http://es.epa.gov/ncer/publications/topical/ecoass.html	0
193.	EPA: ORD: NCER: Funding Opportunities http://es.epa.gov/ncer/rfa/2004/2004_sustainability_engineering_curricula.html	0
194.	EPA: ORD: NCER: Funding Opportunities http://es.epa.gov/ncer/rfa/2005/2005_hsa_impacts_research.html	0

	Pages	Average Time to Serve (ms)
195.	EPA: ORD: NCER: Funding Opportunities http://es.epa.gov/ncer/rfa/2005/2005_tropospheric_air_pollution.html	0
196.	EPA: ORD: NCER: Funding Opportunities http://es.epa.gov/ncer/rfa/2004/2004_sbir_phase1_haz-waste.html	0
197.	Past P3 Projects by Topic Past P3 Projects P3 NCER ORD US EPA http://es.epa.gov/ncer/p3/abtable1.html	0
198.	EPA: NCER: Science Topics: Drinking Water: Research Results http://es.epa.gov/ncer/science/drinkingwater/results.html	0
199.	EPA: Nanotechnology: Research Projects: Green Nanotechnology http://es.epa.gov/ncer/nano/research/nano_green.html	0
200.	EPA: ORD: NCER: Funding Opportunities http://es.epa.gov/ncer/rfa/2004/2004_gro_bioaccum.html	0
	Subtotal for rows: 1 - 200	-
	Other	-
	Total	-

items 1-200 of 2000

Pages - Help Card



Column Definitions

Pages

Any displayed page. You can specify for each profile the types of files that qualify as a page. These settings can be changed by the WebTrends administrator.

Visits

Number of visits to this page. A visit is a series of actions that begins when a visitor views the first page from the server, and ends when the visitor leaves the site or remains idle beyond the idle-time limit. The default idle-time limit is thirty minutes. This time limit can be changed by the system administrator.

Views

Number of times this page was viewed by visitors.

Average Time Viewed

Average length of time the specified page was viewed. (The format is hh:mm:ss - hours:minutes:seconds.)

Average Time to Serve

Average amount of time (in milliseconds) it took to serve each document during the specified time interval. The time to serve spans from the time the server got a page request until it transmitted all the data.

Note: Zero values in this column probably indicates that your web server is not logging Time to Serve information.



Report Descriptions

Pages with good content and design are more likely to attract visitors and be revisited. Less popular pages on a site can be made more appealing by improving the content or incorporating design elements similar to that on the more important pages. Always remember that people are far more interested in content than in design, and average view times can help determine which content is most important to your visitors.

Content Groups

This report identifies the most popular groups of web site pages and how often they were visited.

Content Groups Trend

No data is available for this graph.

Content Groups

No data is available for this graph.

Content Groups

No data is available for this table.

Content Groups - Help Card



Column Definitions

Content Group

A defined group of web pages with specific things in common, such as the same types of products, services, or information.

Visits

Number of visits where the visitor viewed at least one page in the specified content group. A visit is a series of actions that begins when a visitor views their first page from the server, and ends when the visitor leaves the site or remains idle beyond the idle-time limit. The default idle-time limit is thirty minutes. This time limit can be changed by the system administrator.

Hits

Each file requested by a visitor registers as a hit. There can be several hits on each page. While the volume of hits reflects the amount of server traffic, it is not an accurate reflection of the number of pages viewed.



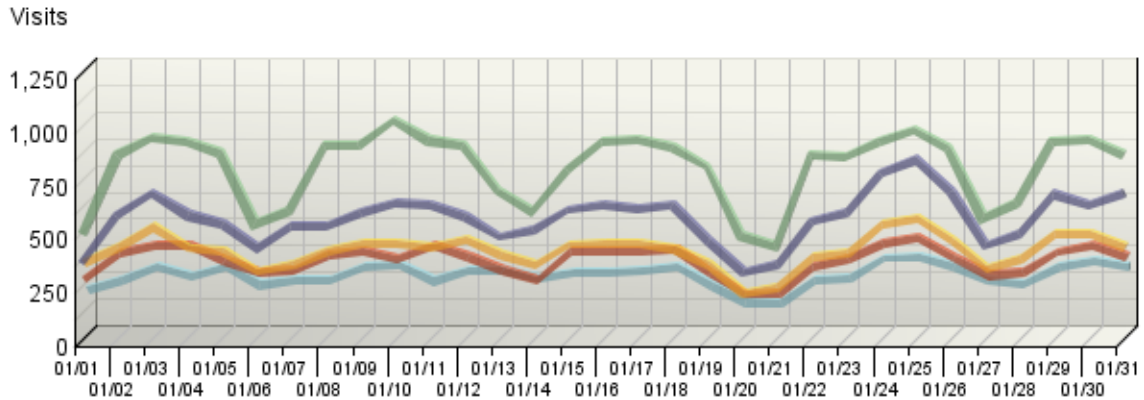
Report Descriptions

The information on this page can show you which content groups were most popular. This will reveal the reasons people visit your web site, and what is most interesting and least interesting to them.

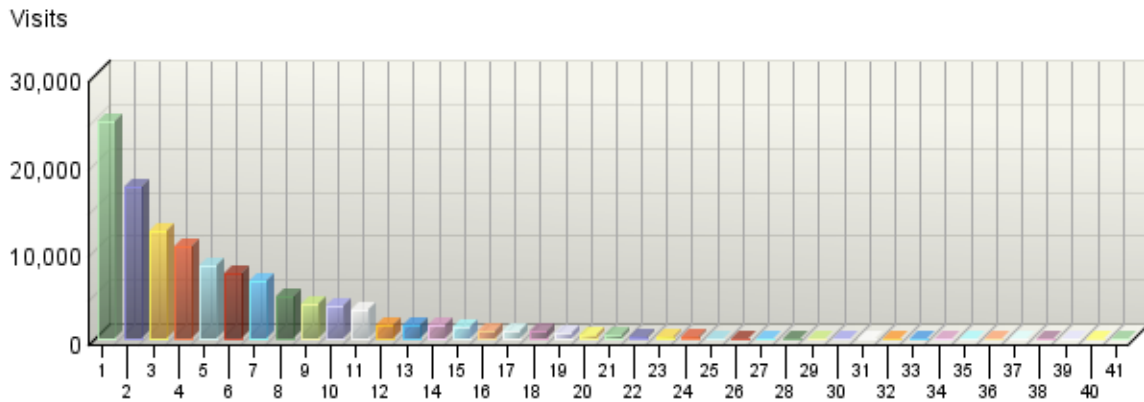
Directories

This report lists the most commonly accessed directories on your web site. This information can help determine the types of data most often requested.

Directories Trend



Directories



Directories

	Path To Directory	Visits	Hits	Kbytes Transferred
1.	http://es.epa.gov/ncer/rfa	24,806	48,119	2,561,862
2.	http://es.epa.gov/ncer/publications	17,222	72,030	34,712,890
3.	http://es.epa.gov/ncer/fellow	12,213	24,442	1,507,549
4.	http://es.epa.gov/ncer/sbir	10,618	18,054	1,248,462

	Path To Directory	Visits	Hits	Kbytes Transferred
5.	http://es.epa.gov/ncer/p3	8,385	21,266	512,242
6.	http://es.epa.gov/ncer/events	7,359	16,781	729,499
7.	http://es.epa.gov/ncer/	6,641	10,752	287,795
8.	http://es.epa.gov/ncer/nano	4,732	20,995	2,135,727
9.	http://es.epa.gov/ncer/index_files	3,876	4,413	121,422
10.	http://es.epa.gov/ncer/grants	3,808	4,836	121,435
11.	http://es.epa.gov/ncer/science	3,295	8,410	1,164,327
12.	http://es.epa.gov/ncer/guidance	1,591	2,582	63,964
13.	http://es.epa.gov/ncer/centers	1,553	3,472	72,648
14.	http://es.epa.gov/ncer/staa	1,461	2,913	65,319
15.	http://es.epa.gov/ncer/biodiversity	1,290	2,822	168,745
16.	http://es.epa.gov/ncer/other	855	1,032	53,563
17.	http://es.epa.gov/ncer/results	833	1,353	25,030
18.	http://es.epa.gov/ncer/cns	826	1,297	25,479
19.	http://es.epa.gov/ncer/about	680	857	16,956
20.	http://es.epa.gov/ncer/briefings	501	1,841	242,928
21.	http://es.epa.gov/ncer/recipients	395	874	6,069
22.	http://es.epa.gov/ncer/news	259	280	1,418
23.	http://es.epa.gov/ncer/early	150	182	360
24.	http://es.epa.gov/ncer/p3recipients	117	275	1,021
25.	http://es.epa.gov/ncer/nano2005	104	248	779
26.	http://es.epa.gov/ncer/06fellowships	88	135	957
27.	http://es.epa.gov/ncer/2005bioinformatics	74	119	405
28.	http://es.epa.gov/ncer/images	43	60	152
29.	http://es.epa.gov/ncer/epscor	39	43	1,003
30.	http://es.epa.gov/ncer/progress	34	43	588
31.	http://es.epa.gov/ncer/pdf	20	35	128
32.	http://es.epa.gov/ncer/05drinkingwater	19	20	198
33.	http://es.epa.gov/ncer/05childbiomarker	18	37	262
34.	http://es.epa.gov/ncer/mailing	9	10	0
35.	http://es.epa.gov/ncer/final	4	17	9
36.	http://es.epa.gov/ncer/tse	2	3	33
37.	http://es.epa.gov/ncer/tsegrants	2	2	450
38.	http://es.epa.gov/ncer/styles	1	2	0
39.	http://es.epa.gov/ncer/draftsurvey	1	1	0
40.	http://es.epa.gov/ncer/05tropospheric	1	3	34
41.	http://es.epa.gov/	1	1	0
	Total	-	270,657	45,851,689

items 1-41 of 41

Directories - Help Card



Column Definitions

Path to Directory

The full URL path to the directory being analyzed.

Visits

Number of visits to pages within the specified directory. A visit is a series of actions that begins when a visitor views their first page from the server, and ends when the visitor leaves the site or remains idle beyond the idle-time limit. The default idle-time limit is thirty minutes. This time limit can be changed by the system administrator.

Hits

Each file requested by a visitor registers as a hit. There can be several hits on each page. While the volume of hits reflects the amount of server traffic, it is not an accurate reflection of the number of pages viewed.

Kbytes Transferred

Number of kilobytes of data transferred by the server from the specified directory to your visitors.



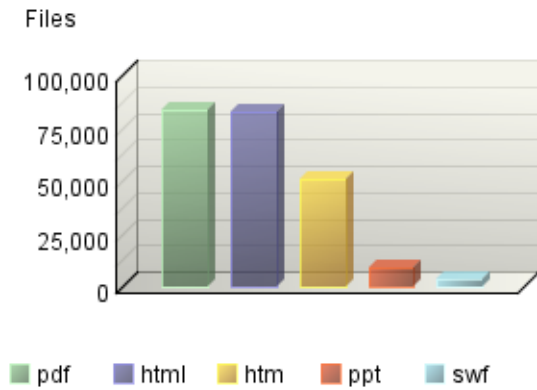
Report Descriptions

This report indicates the content visitors are most interested in. Use this information to determine which content areas to develop further, which areas to focus on less, and how you can arrange your content most effectively. If the table is sorted by kilobytes of data transferred, this page reveals what kind of data the server spends the most time transferring, and may suggest different ways to organize your data, or different ways to distribute the server load if you have more than one server.

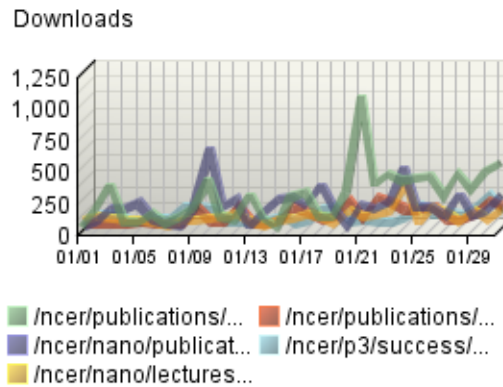
Files Dashboard

This displays key graphs and tables that provide an overview of the Files chapter. When viewing through the on-demand interface, you can click on the title of a graph or table to navigate to the corresponding page.

Accessed File Types by Files



Downloaded Files Trend



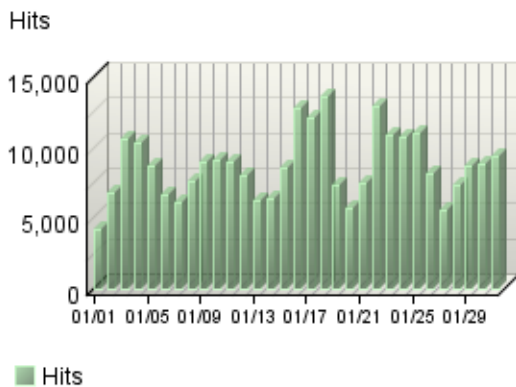
Uploaded Files

No data is available for this graph.

Hit Summary

Successful Hits for Entire Site	270,657
Average Hits per Day	8,730
Home Page Hits	4,306

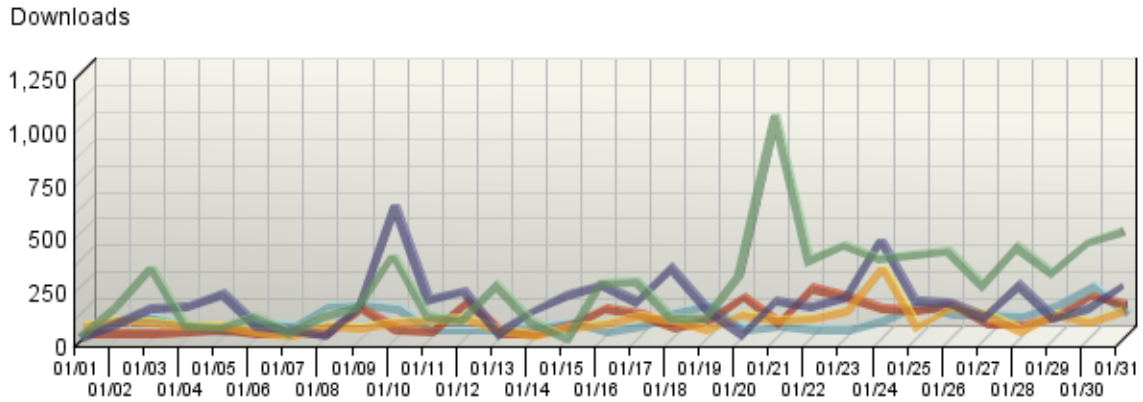
Hits Trend



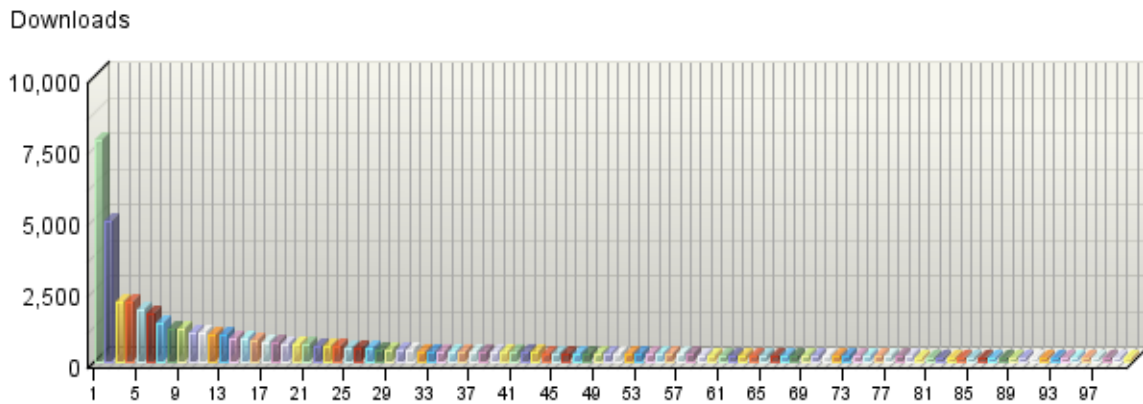
Downloaded Files

This report identifies the most popular files downloaded from your site.

Downloaded Files Trend



Downloaded Files



Downloaded Files

	Downloaded Files	Downloads	% Downloads	Visits
■ 1.	http://es.epa.gov/ncer/publications/workshop/pdf/10_26_05proceeding1.pdf	7,742	8.84%	372
■ 2.	http://es.epa.gov/ncer/nano/publications/whitepaper12022005.pdf	4,936	5.64%	406
■ 3.	http://es.epa.gov/ncer/nano/lectures/zhang0705.pdf	2,123	2.42%	203

	Downloaded Files	Downloads	% Downloads	Visits
4.	http://es.epa.gov/ncer/publications/overview/bioavailability_complete_book.pdf	2,090	2.39%	183
5.	http://es.epa.gov/ncer/p3/success/michigan.pdf	1,853	2.12%	130
6.	http://es.epa.gov/ncer/publications/workshop/nano_proceed.pdf	1,708	1.95%	246
7.	http://es.epa.gov/ncer/publications/workshop/microorganisms_drinking_water_proceedings.pdf	1,385	1.58%	43
8.	http://es.epa.gov/ncer/publications/workshop/pdf/10_20_05_nanosummary.pdf	1,149	1.31%	131
9.	http://es.epa.gov/ncer/publications/workshop/pdf/fnanoproc_092005.pdf	1,122	1.28%	81
10.	http://es.epa.gov/ncer/science/pm/pm.pdf	1,007	1.15%	50
11.	http://es.epa.gov/ncer/publications/workshop/pdf/endocrine_disruptors.pdf	990	1.13%	86
12.	http://es.epa.gov/ncer/nano/publications/8-18-04/fnanoproc_092005.pdf	964	1.10%	90
13.	http://es.epa.gov/ncer/publications/nano/nanotechnology4-20-04.pdf	919	1.05%	93
14.	http://es.epa.gov/ncer/sbir/success/pdf/stories05.pdf	814	0.93%	72
15.	http://es.epa.gov/ncer/publications/workshop/pdf/11_03_05_lamon.pdf	795	0.91%	15
16.	http://es.epa.gov/ncer/publications/nano/pdf/Rama.pdf	750	0.86%	51
17.	http://es.epa.gov/ncer/publications/workshop/biodiversity_proceeding06.pdf	707	0.81%	70
18.	http://es.epa.gov/ncer/rfa/2006/sbir_phase1.pdf	647	0.74%	101
19.	http://es.epa.gov/ncer/nano/lectures/merzbacher_05_02_05_presentation.pdf	623	0.71%	99
20.	http://es.epa.gov/ncer/sbir/success/pdf/success_stories_old.pdf	579	0.66%	33
21.	http://es.epa.gov/ncer/nano/lectures/shah92605.pdf	578	0.66%	83
22.	http://es.epa.gov/ncer/nano/lectures/mcneil_030706.pdf	525	0.60%	127
23.	http://es.epa.gov/ncer/publications/nano/pdf/BaerEPA-Workshop--SmallParticleChemistry-final.pdf	524	0.60%	45
24.	http://es.epa.gov/ncer/publications/ncer/ncer_annualreport.pdf	511	0.58%	100
25.	http://es.epa.gov/ncer/publications/workshop/pdf/humanhealthproc.pdf	466	0.53%	45
26.	http://es.epa.gov/ncer/nano/lectures/maynard_06_13_05_presentation.pdf	457	0.52%	81

	Downloaded Files	Downloads	% Downloads	Visits
27.	http://es.epa.gov/ncer/sbir/rtp_sbir_meeting.pdf	451	0.52%	35
28.	http://es.epa.gov/ncer/publications/workshop/pdf/EE-0492-04.pdf	427	0.49%	41
29.	http://es.epa.gov/ncer/biodiversity/pubs/proc_vol237_2127.pdf	406	0.46%	54
30.	http://es.epa.gov/ncer/nano/lectures/teague_042505_presentation.pdf	399	0.46%	39
31.	http://es.epa.gov/ncer/science/tse/annual.pdf	385	0.44%	40
32.	http://es.epa.gov/ncer/nano/lectures/roco_04_18_05_presentation.pdf	370	0.42%	34
33.	http://es.epa.gov/ncer/publications/workshop/pdf/10_20_05_dreher_kevin.pdf	365	0.42%	52
34.	http://es.epa.gov/ncer/publications/workshop/pdf/EE-0484-09.pdf	360	0.41%	43
35.	http://es.epa.gov/ncer/nano/publications/2002_august_nano_star_workshop.pdf	357	0.41%	50
36.	http://es.epa.gov/ncer/sbir/2007factsheet.pdf	355	0.41%	297
37.	http://es.epa.gov/ncer/publications/meetings/8-23-2005/Rubenstein_0850_d3.pdf	344	0.39%	65
38.	http://es.epa.gov/ncer/science/endocrine/pdf/workshop06/lazorchak.pdf	343	0.39%	34
39.	http://es.epa.gov/ncer/biodiversity/pubs/tre_vol8_306.pdf	331	0.38%	83
40.	http://es.epa.gov/ncer/publications/workshop/pdf/11_03_05_harwell.pdf	328	0.37%	38
41.	http://es.epa.gov/ncer/publications/meetings/8-18-04/pdf/epa-winter.pdf	324	0.37%	49
42.	http://es.epa.gov/ncer/publications/workshop/bynd_com_sess2.pdf	320	0.37%	39
43.	http://es.epa.gov/ncer/nano/factsheet/nano_factsheet.pdf	306	0.35%	243
44.	http://es.epa.gov/ncer/publications/search/toxicsbatch.pdf	291	0.33%	24
45.	http://es.epa.gov/ncer/publications/nano/pdf/GaudianaKonarka Overview - September 8, 2003.pdf	284	0.32%	33
46.	http://es.epa.gov/ncer/sbir/report.pdf	281	0.32%	201
47.	http://es.epa.gov/ncer/publications/workshop/pdf/EE-0475-07.pdf	277	0.32%	31
48.	http://es.epa.gov/ncer/publications/workshop/pdf/10_20_05_ruiz_nancy.pdf	271	0.31%	34
49.	http://es.epa.gov/ncer/publications/meetings/8-23-2005/Gressitt_0915_d3.pdf	261	0.30%	42
50.	http://es.epa.gov/ncer/nano/lectures/shull_06_27_05_presentation.pdf	261	0.30%	32

	Downloaded Files	Downloads	% Downloads	Visits
51.	http://es.epa.gov/ncer/publications/workshop/pdf/2003star_human_health_proceedings.pdf	259	0.30%	41
52.	http://es.epa.gov/ncer/publications/meetings/9-9-2003/pdf/philip_berger.pdf	256	0.29%	37
53.	http://es.epa.gov/ncer/sbir/success/pdf/hydrogen.pdf	255	0.29%	184
54.	http://es.epa.gov/ncer/publications/meetings/8-18-04/pdf/wan_y_shih_epa_grantee_meeting_8-18,21-2004_2.pdf	247	0.28%	24
55.	http://es.epa.gov/ncer/publications/meetings/8-18-04/pdf/drzal_epa-star_08-17-04_(final).pdf	242	0.28%	68
56.	http://es.epa.gov/ncer/publications/meetings/11-30-2005/Rochester_PM_Center_Kickoff.pdf	238	0.27%	32
57.	http://es.epa.gov/ncer/rfa/forms/NCER_std_form_5-STAR_Grant_applications.pdf	237	0.27%	108
58.	http://es.epa.gov/ncer/publications/regions/5/pdf/plewa7_14_2004.pdf	237	0.27%	56
59.	http://es.epa.gov/ncer/biodiversity/pubs/ann_vol27_247.pdf	236	0.27%	189
60.	http://es.epa.gov/ncer/science/endocrine/pdf/workshop06/francis.pdf	226	0.26%	24
61.	http://es.epa.gov/ncer/publications/workshop/pdf/EE-0492-02.pdf	214	0.24%	37
62.	http://es.epa.gov/ncer/publications/meetings/10_26_05/b33westerhoff.pdf	213	0.24%	38
63.	http://es.epa.gov/ncer/publications/workshop/pdf/EE-0492-03.pdf	211	0.24%	34
64.	http://es.epa.gov/ncer/nano/relevant_meetings/NanotoxicologyMeeting2006.pdf	202	0.23%	78
65.	http://es.epa.gov/ncer/publications/workshop/pdf/11_03_05_howarth.pdf	201	0.23%	21
66.	http://es.epa.gov/ncer/publications/meetings/8-18-04/pdf/larsen.pdf	199	0.23%	29
67.	http://es.epa.gov/ncer/publications/meetings/8-23-2005/Eirkson_0915_d2.pdf	199	0.23%	35
68.	http://es.epa.gov/ncer/publications/starreport/starsix.pdf	197	0.22%	52
69.	http://es.epa.gov/ncer/publications/workshop/pdf/EE-0475-04.pdf	192	0.22%	24
70.	http://es.epa.gov/ncer/publications/meetings/8-23-2005/Black_355_d1.pdf	192	0.22%	31
71.	http://es.epa.gov/ncer/publications/meetings/8-23-2005/finalsummary.pdf	191	0.22%	128
72.	http://es.epa.gov/ncer/publications/meetings/11-30-2005/pmcentersabstract.pdf	191	0.22%	28

	Downloaded Files	Downloads	% Downloads	Visits
73.	http://es.epa.gov/ncer/publications/meetings/8-23-2005/Armstrong_150_d2.pdf	188	0.21%	29
74.	http://es.epa.gov/ncer/publications/science_forum/posters/pdf/2004_callard.pdf	187	0.21%	153
75.	http://es.epa.gov/ncer/publications/workshop/pdf/2001_drinking_water.pdf	182	0.21%	22
76.	http://es.epa.gov/ncer/publications/workshop/pdf/2001_water_watersheds.pdf	180	0.21%	16
77.	http://es.epa.gov/ncer/publications/meetings/8-18-04/pdf/wang.pdf	172	0.20%	26
78.	http://es.epa.gov/ncer/publications/nano/pdf/Hwang.pdf	170	0.19%	26
79.	http://es.epa.gov/ncer/sbir/success/pdf/vehicle.pdf	169	0.19%	153
80.	http://es.epa.gov/ncer/publications/workshop/pdf/11_03_05_stevenson.pdf	168	0.19%	26
81.	http://es.epa.gov/ncer/publications/workshop/pdf/11_03_05_lamberson.pdf	167	0.19%	33
82.	http://es.epa.gov/ncer/science/economics/science_econ1.pdf	167	0.19%	18
83.	http://es.epa.gov/ncer/publications/workshop/indicatprw00.pdf	166	0.19%	34
84.	http://es.epa.gov/ncer/publications/workshop/pdf/10_26_04_valuation_session1.pdf	164	0.19%	29
85.	http://es.epa.gov/ncer/sbir/success/pdf/novelliquid.pdf	163	0.19%	125
86.	http://es.epa.gov/ncer/publications/workshop/pdf/10_20_05_diallo_mamadou.pdf	159	0.18%	26
87.	http://es.epa.gov/ncer/publications/workshop/pdf/EE-0484-04.pdf	154	0.18%	37
88.	http://es.epa.gov/ncer/publications/meetings/8-18-04/pdf/karn-nanograntees-8-04.pdf	153	0.17%	32
89.	http://es.epa.gov/ncer/publications/nano/pdf/mrocoNNI_03-0915_ENVgrantees_Roco.pdf	153	0.17%	43
90.	http://es.epa.gov/ncer/nano/publications/pm_publications.pdf	152	0.17%	22
91.	http://es.epa.gov/ncer/publications/workshop/pdf/11_03_05_hargreaves.pdf	152	0.17%	24
92.	http://es.epa.gov/ncer/publications/nano/pdf/Zhang.pdf	148	0.17%	22
93.	http://es.epa.gov/ncer/publications/starreport/starten.pdf	147	0.17%	138
94.	http://es.epa.gov/ncer/publications/workshop/globalaquaticeco_60806.pdf	145	0.17%	20
95.	http://es.epa.gov/ncer/publications/workshop/pdf/11_03_05_koonce.pdf	144	0.16%	19

	Downloaded Files	Downloads	% Downloads	Visits
96.	http://es.epa.gov/ncer/publications/meetings/8-18-04/pdf/greg_wilson.pdf	144	0.16%	31
97.	http://es.epa.gov/ncer/publications/workshop/pdf/2003star_mercury_fate_transport_proceedings.pdf	143	0.16%	32
98.	http://es.epa.gov/ncer/science/pm/hei/DieselSpecialReport02.pdf	142	0.16%	19
99.	http://es.epa.gov/ncer/publications/meetings/9-27-2004/pdf/nel.pdf	139	0.16%	15
100.	http://es.epa.gov/ncer/publications/workshop/Global_change_proceedings_110204.pdf	139	0.16%	28
101.	http://es.epa.gov/ncer/publications/epa_center_reports/FinalOutput_EaGLENewTools2005.pdf	138	0.16%	76
102.	http://es.epa.gov/ncer/publications/regions/5/pdf/finette7_14_2004.pdf	135	0.15%	37
103.	http://es.epa.gov/ncer/publications/meetings/8-23-2005/Buzby_300_d2.pdf	135	0.15%	18
104.	http://es.epa.gov/ncer/science/endocrine/pdf/workshop06/zoeller.pdf	134	0.15%	21
105.	http://es.epa.gov/ncer/publications/meetings/9-28-2004/pdf/frampton.pdf	134	0.15%	27
106.	http://es.epa.gov/ncer/publications/meetings/9-28-2004/pdf/nel.pdf	133	0.15%	18
107.	http://es.epa.gov/ncer/publications/nano/pdf/lamNT-Tox-EPA-NSF-Talk-Breviated.pdf	131	0.15%	39
108.	http://es.epa.gov/ncer/publications/nano/pdf/BatteasNano-Agro.pdf	128	0.15%	17
109.	http://es.epa.gov/ncer/publications/overview/1996_star_waterwatershed_final.pdf	128	0.15%	40
110.	http://es.epa.gov/ncer/publications/meetings/9-27-2004/pdf/devlin.pdf	127	0.15%	30
111.	http://es.epa.gov/ncer/publications/meetings/8-23-2005/OConnor_0825_d3.pdf	126	0.14%	34
112.	http://es.epa.gov/ncer/publications/nano/pdf/tomsonNSF_91503.pdf	121	0.14%	16
113.	http://es.epa.gov/ncer/publications/workshop/pdf/2002_decison_making_proceedings.pdf	120	0.14%	43
114.	http://es.epa.gov/ncer/briefings/sustainability/p3_competition.pdf	118	0.13%	3
115.	http://es.epa.gov/ncer/publications/workshop/bynd_com_sess1.pdf	117	0.13%	31
116.	http://es.epa.gov/ncer/publications/meetings/11-30-2005/Samet_final_EPAMtg_12_1_05.pdf	116	0.13%	18
117.	http://es.epa.gov/ncer/publications/workshop/pdf/10_20_05_kargbo_david.pdf	115	0.13%	26

	Downloaded Files	Downloads	% Downloads	Visits
118.	http://es.epa.gov/ncer/publications/sbir/report.pdf	114	0.13%	17
119.	http://es.epa.gov/ncer/sbir/success/pdf/arsenicremoval.pdf	114	0.13%	49
120.	http://es.epa.gov/ncer/publications/meetings/8-18-04/pdf/lloyd.pdf	113	0.13%	38
121.	http://es.epa.gov/ncer/publications/nano/pdf/epa.pdf	113	0.13%	25
122.	http://es.epa.gov/ncer/publications/regions/5/pdf/an7_14_2004.pdf	113	0.13%	20
123.	http://es.epa.gov/ncer/publications/nano/pdf/sailor2003_EPA_sailor.pdf	112	0.13%	38
124.	http://es.epa.gov/ncer/publications/meetings/8-18-04/pdf/kaf_epa_final.pdf	111	0.13%	19
125.	http://es.epa.gov/ncer/publications/workshop/pdf/10_20_05_tratnyet_paul.pdf	110	0.13%	32
126.	http://es.epa.gov/ncer/staa/annual/2007/2007_nomination_form.doc	109	0.12%	94
127.	http://es.epa.gov/ncer/publications/workshop/pdf/10_20_05_henn_keith.pdf	109	0.12%	38
128.	http://es.epa.gov/ncer/publications/workshop/pdf/2000-2001_aquatic_ecosystem.pdf	109	0.12%	24
129.	http://es.epa.gov/ncer/fellow/fellow_news_letter.pdf	108	0.12%	50
130.	http://es.epa.gov/ncer/publications/archive/csdoc.pdf	107	0.12%	26
131.	http://es.epa.gov/ncer/publications/starreport/starfive.pdf	107	0.12%	99
132.	http://es.epa.gov/ncer/rfa/forms/sf424-v2.0.pdf	106	0.12%	97
133.	http://es.epa.gov/ncer/fellow/posters/ppt/montie_2004_star.pdf	106	0.12%	94
134.	http://es.epa.gov/ncer/publications/nano/pdf/MartinAtmosphericNanoparticles.pdf	104	0.12%	11
135.	http://es.epa.gov/ncer/rfa/forms/sf424_i.pdf	104	0.12%	76
136.	http://es.epa.gov/ncer/publications/meetings/9-9-2003/pdf/edward_bouwer.pdf	103	0.12%	24
137.	http://es.epa.gov/ncer/publications/workshop/pdf/EE-0497-02.pdf	103	0.12%	24
138.	http://es.epa.gov/ncer/publications/handouts/ncer_flyer.pdf	102	0.12%	64
139.	http://es.epa.gov/ncer/publications/meetings/8-18-04/pdf/william_trogler.pdf	101	0.12%	18
140.	http://es.epa.gov/ncer/publications/meetings/8-23-2005/Smith_325_d2.pdf	99	0.11%	59
141.	http://es.epa.gov/ncer/rfa/forms/approved_budget_sheet.pdf	98	0.11%	88


	Downloaded Files	Downloads	% Downloads	Visits
142.	http://es.epa.gov/ncer/publications/regions/5/pdf/pratt_7_14_2004.pdf	98	0.11%	23
143.	http://es.epa.gov/ncer/publications/meetings/8-18-04/pdf/beaver-2.pdf	98	0.11%	25
144.	http://es.epa.gov/ncer/publications/meetings/8-18-04/pdf/lavine.pdf	97	0.11%	25
145.	http://es.epa.gov/ncer/publications/meetings/11-30-2005/PM_Centers_Meeting_120105.pdf	97	0.11%	22
146.	http://es.epa.gov/ncer/publications/workshop/pdf/11_03_05_novotny.pdf	97	0.11%	23
147.	http://es.epa.gov/ncer/publications/meetings/9-27-2004/pdf/oberdorster.pdf	97	0.11%	20
148.	http://es.epa.gov/ncer/publications/workshop/pdf/EE-0497-04.pdf	96	0.11%	24
149.	http://es.epa.gov/ncer/publications/workshop/pdf/10_20_05_quinn_jacqueline.pdf	96	0.11%	27
150.	http://es.epa.gov/ncer/publications/workshop/pdf/11_03_05_gallegos.pdf	96	0.11%	18
151.	http://es.epa.gov/ncer/science/endocrine/pdf/workshop06/ferguson.pdf	96	0.11%	23
152.	http://es.epa.gov/ncer/publications/meetings/8-23-2005/Glassmeyer_1025_d2.pdf	95	0.11%	21
153.	http://es.epa.gov/ncer/rfa/forms/keycontacts.pdf	95	0.11%	88
154.	http://es.epa.gov/ncer/publications/overview/1997_1999_eco_indicators_synthesis.pdf	95	0.11%	23
155.	http://es.epa.gov/ncer/science/pm/hei/Rean-part1.pdf	95	0.11%	18
156.	http://es.epa.gov/ncer/sbir/success/pdf/innovative.pdf	94	0.11%	82
157.	http://es.epa.gov/ncer/publications/workshop/pdf/EE-0497-01.pdf	94	0.11%	28
158.	http://es.epa.gov/ncer/science/endocrine/pdf/workshop06/schoenfuss.pdf	94	0.11%	20
159.	http://es.epa.gov/ncer/science/endocrine/pdf/workshop06/holt.pdf	94	0.11%	20
160.	http://es.epa.gov/ncer/fellow/gro/epa_mai_survey_report_final.pdf	93	0.11%	84
161.	http://es.epa.gov/ncer/publications/meetings/9-9-2003/pdf/richard_langford.pdf	93	0.11%	18
162.	http://es.epa.gov/ncer/briefings/nerl/asmd/air_modeling.pdf	91	0.10%	2
163.	http://es.epa.gov/ncer/publications/regions/5/pdf/johnson7_14_2004.pdf	91	0.10%	16
164.	http://es.epa.gov/ncer/publications/workshop/pdf/EE-0497-05.pdf	90	0.10%	24

	Downloaded Files	Downloads	% Downloads	Visits
165.	http://es.epa.gov/ncer/publications/workshop/pdf/EE-0484-07.pdf	89	0.10%	30
166.	http://es.epa.gov/ncer/publications/meetings/9-9-2003/pdf/bruce_whitteberry.pdf	89	0.10%	16
167.	http://es.epa.gov/ncer/publications/workshop/pdf/shankar.pdf	89	0.10%	26
168.	http://es.epa.gov/ncer/publications/science_forum/posters/pdf/2004_cuvelier.pdf	88	0.10%	70
169.	http://es.epa.gov/ncer/publications/meetings/9-27-2004/pdf/froines.pdf	87	0.10%	19
170.	http://es.epa.gov/ncer/fellow/fellowforms.pdf	87	0.10%	43
171.	http://es.epa.gov/ncer/sbir/success/pdf/recovery.pdf	87	0.10%	71
172.	http://es.epa.gov/ncer/p3/p3_factsheet.pdf	86	0.10%	83
173.	http://es.epa.gov/ncer/publications/overview/1998_star_eco_indicators.pdf	86	0.10%	22
174.	http://es.epa.gov/ncer/publications/meetings/8-18-04/pdf/edwin_kan_2.pdf	85	0.10%	25
175.	http://es.epa.gov/ncer/publications/workshop/pdf/10_20_05_gheorghiu_florin.pdf	85	0.10%	19
176.	http://es.epa.gov/ncer/publications/meetings/8-23-2005/Davis_125_d2.pdf	85	0.10%	14
177.	http://es.epa.gov/ncer/publications/meetings/10_18_2005/d1apse.pdf	84	0.10%	21
178.	http://es.epa.gov/ncer/rfa/2004/2004_sbir_phase1_pac-swest.pdf	84	0.10%	34
179.	http://es.epa.gov/ncer/publications/workshop/pdf/10_20_05_kovalick_walt_plenary.pdf	84	0.10%	15
180.	http://es.epa.gov/ncer/sbir/success/pdf/arsenic.pdf	82	0.09%	63
181.	http://es.epa.gov/ncer/sbir/success/pdf/mercury.pdf	82	0.09%	66
182.	http://es.epa.gov/ncer/nano/lectures/moore_06_06_05_presentation.pdf	82	0.09%	31
183.	http://es.epa.gov/ncer/rfa/forms/epaf2006.pdf	81	0.09%	78
184.	http://es.epa.gov/ncer/publications/factsheets/gleifinal05.pdf	81	0.09%	41
185.	http://es.epa.gov/ncer/publications/science_forum/posters/pdf/2004_smith.pdf	80	0.09%	72
186.	http://es.epa.gov/ncer/staa/annual/2007/07staaalltr.pdf	80	0.09%	75
187.	http://es.epa.gov/ncer/publications/nano/pdf/RejeskiNSF(9.15).PDF	80	0.09%	42
188.	http://es.epa.gov/ncer/publications/meetings/8-23-2005/Armbrust_1005_d1.pdf	80	0.09%	21
189.	http://es.epa.gov/ncer/publications/meetings/9-28-2004/pdf/wang.pdf	80	0.09%	27

	Downloaded Files	Downloads	% Downloads	Visits
190.	http://es.epa.gov/ncer/fellow/posters/ppt/nason_2004_star.pdf	80	0.09%	48
191.	http://es.epa.gov/ncer/publications/staff/HSRC_rem.pdf	80	0.09%	74
192.	http://es.epa.gov/ncer/sbir/success/pdf/handheld.pdf	79	0.09%	70
193.	http://es.epa.gov/ncer/publications/handouts/conference_flyer.pdf	79	0.09%	72
194.	http://es.epa.gov/ncer/fellow/posters/ppt/penalva_2004_star.pdf	79	0.09%	23
195.	http://es.epa.gov/ncer/nano/lectures/internationalstandards.pdf	78	0.09%	68
196.	http://es.epa.gov/ncer/publications/workshop/pdf/EE-0484-03.pdf	77	0.09%	28
197.	http://es.epa.gov/ncer/sbir/success/pdf/highefficiency.pdf	77	0.09%	67
198.	http://es.epa.gov/ncer/centers/airpm/sab/UR_pr2.pdf	77	0.09%	22
199.	http://es.epa.gov/ncer/events/calendar/2007/feb20/1996_framework.pdf	77	0.09%	67
200.	http://es.epa.gov/ncer/publications/overview/1999_star_eco_indicators.pdf	77	0.09%	20
	Other	24,341	27.80%	17,319
	Total	87,570	100.00%	28,359

items 1-200 of 200

Downloaded Files - Help Card

 **Column Definitions**

Files
The path and filename of the file being analyzed.

Downloads
Number of times the specified file was downloaded by a visitor. If an error occurred during a transfer, the transfer is not counted. Note that downloaded PDF files may cause an inflated count.

Visits
Number of visits that accessed the specified files. A visit is a series of actions that begins when a visitor views their first page from the server, and ends when the visitor leaves the site or remains idle beyond the idle-time limit. The default idle-time limit is thirty minutes. This time limit can be changed by the system administrator.



Report Descriptions

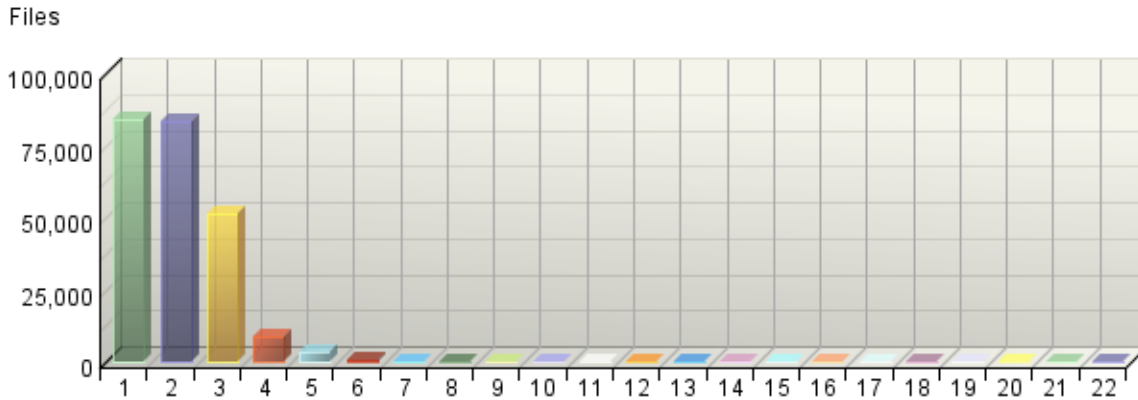
If you are using an SDC data source, then this report is not applicable.

This information shows you the most popular downloadable files on your web site. Files that don't appear on the list, or appear low on the list, may require maintenance such as decreasing the file size, improving link placement, or elimination to make room for more popular content.

Accessed File Types

This report identifies the types of files accessed on your site and the total number of kilobytes of data transferred for each file type. Cached requests and erred hits are excluded from the totals.

Accessed File Types by Files




Accessed File Types

	File Type	Files	% Files	Kbytes Transferred
1.	pdf	83,902	36.30%	17,544,372
2.	html	83,105	35.96%	3,928,380
3.	htm	51,129	22.12%	1,120,384
4.	ppt	8,733	3.78%	22,776,178
5.	swf	3,345	1.45%	121,365
6.	doc	551	0.24%	40,178
7.	wpd	90	0.04%	2,746
8.	mov	67	0.03%	252,272
9.	scc	65	0.03%	22
10.	map	61	0.03%	11
11.	mpg	45	0.02%	35,599
12.	wp5	8	0.00%	266
13.	jpe	8	0.00%	39
14.	eps	6	0.00%	2,479
15.	rm	5	0.00%	25,779
16.	hold	5	0.00%	213
17.	mp3	3	0.00%	661
18.	old	2	0.00%	6

	File Type	Files	% Files	Kbytes Transferred
19.	sit	2	0.00%	36
20.	jbf	2	0.00%	86
21.	zip	1	0.00%	536
22.	db	1	0.00%	90
	Total	231,136	100.00%	45,851,689

items 1-22 of 22

Accessed File Types - Help Card




Column Definitions

File Type
Identifies types of files by their file extension. For example, a file named graphic.gif is identified as type "gif."

Files
Number of files of the specified type accessed by visitors to your site.

Kbytes Transferred
Number of kilobytes of data transferred for all files of the specified type.

 **Report Descriptions**

This report provides general statistics for the type of data that visitors access on your site.

Uploaded Files

This report identifies the most popular files uploaded from a client to your servers using FTP PUT, HTTP PUT, or HTTP POST.

Uploaded Files

No data is available for this graph.

Uploaded Files

No data is available for this table.

Uploaded Files - Help Card



Column Definitions

Files

The path and filename of the uploaded file being analyzed. Uploaded files correspond to a POST entry in the web server log file. If the field names are provided, then you will find the uploaded files listed in the METHOD field.

Visits

Number of visits to your site where the specified file was uploaded to your servers. A visit is a series of actions that begins when a visitor views their first page from the server, and ends when the visitor leaves the site or remains idle beyond the idle-time limit. The default idle-time limit is thirty minutes. This time limit can be changed by the system administrator.

Uploads

Number of times the specified file was uploaded to your site. If an error occurred during a transfer, the transfer is not counted.



Report Descriptions

If you are using an SDC data source, then this report is not applicable.

This report presents information on files that were uploaded to your servers during the period of the report. You may want to run virus scans on uploaded files.