

## NCER Monthly Statistics

Monthly View: January 2006

January 1, 2006 12:00:00 AM – January 31, 2006 11:59:58 PM

This report was generated by WebTrends 7 - Enterprise, Version: 7.5, Build: 16366 .  
Friday, February 24, 2006 11:19:32 AM  
Final report conversion by WebTrends Report Exporter, Version 7.5 (build 16363)

*Copyright (C) 1996-2005 WebTrends Inc. All rights reserved.*

# Table of Contents

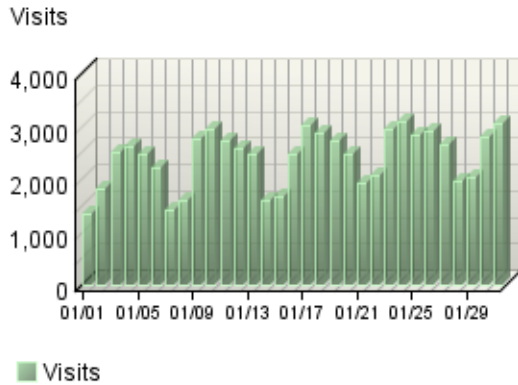
Overview Dashboard .....	1
Visitors Dashboard .....	3
Pages Dashboard .....	6
Navigation Dashboard .....	8
Technical Dashboard .....	9
Activity Dashboard .....	11
Browsers and Platforms Dashboard .....	13
Visitors Dashboard .....	15
Top Visitors .....	18
New vs. Return Visits .....	25
Visitors by Number of Visits .....	27
Visitors Trend .....	29
Visits Trend .....	35
Organizations .....	37
Authenticated Usernames .....	55
Domain Names .....	57
Top-Level Domain Types .....	61
Geography Dashboard .....	64
Regions .....	65
Countries .....	67
North American States and Provinces .....	71
Cities .....	74
Pages Dashboard .....	78
Pages .....	80
Content Groups .....	94
Directories .....	96
Files Dashboard .....	99

Downloaded Files .....	100
Accessed File Types .....	106
Uploaded Files .....	108

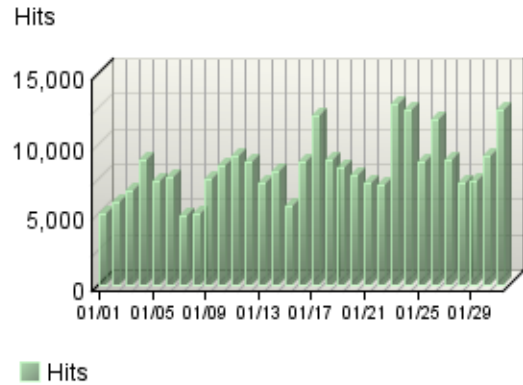
# Overview Dashboard

This displays key graphs and tables that provide an overview of the entire report. When viewing through the on-demand interface, you can click on the title of a graph or table to navigate to the corresponding page.

**Visits Trend**



**Hits Trend**



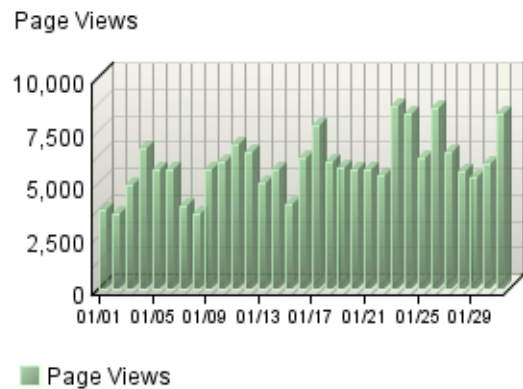
**Visitor Summary**

Visitors	33,636
Visitors Who Visited Once	28,623
Visitors Who Visited More Than Once	5,013
Average Visits per Visitor	2.22

**Visit Summary**

Visits	74,658
Average per Day	2,408
Average Visit Duration	00:11:59
Median Visit Duration	00:02:06
International Visits	16.99%
Visits of Unknown Origin	0.00%
Visits from Your Country: United States (US)	83.01%

**Page Views Trend**



**Hit Summary**

Successful Hits for Entire Site	256,813
Average Hits per Day	8,284
Home Page Hits	3,497

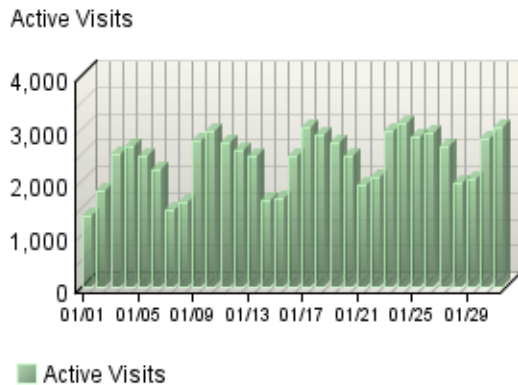
### Page View Summary

Page Views	182,433
Average per Day	5,884
Average Page Views per Visit	2.44

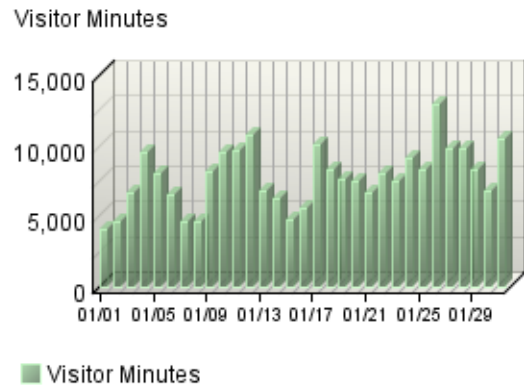
# Visitors Dashboard

This displays key graphs and tables that provide an overview of the Visitors chapter. When viewing through the on-demand interface, you can click on the title of a graph or table to navigate to the corresponding page.

**Active Visits Trend**



**Visitor Minutes Trend**



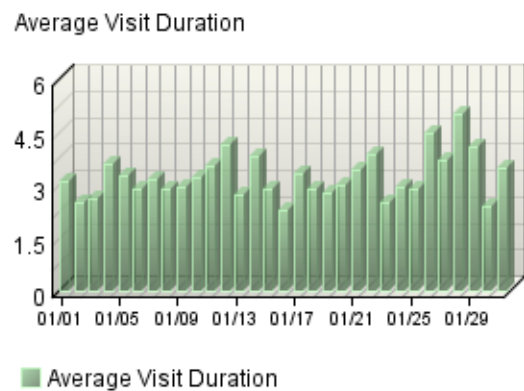
**Visitor Summary**

Visitors	33,636
Visitors Who Visited Once	28,623
Visitors Who Visited More Than Once	5,013
Average Visits per Visitor	2.22

**Visit Summary**

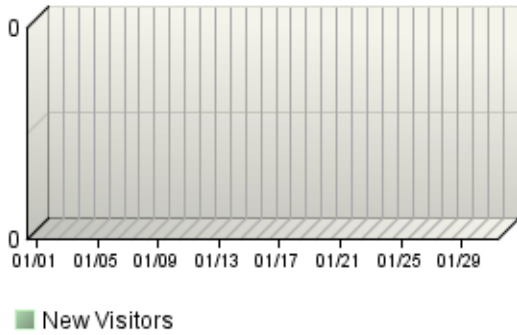
Visits	74,658
Average per Day	2,408
Average Visit Duration	00:11:59
Median Visit Duration	00:02:06
International Visits	16.99%
Visits of Unknown Origin	0.00%
Visits from Your Country: United States (US)	83.01%

**Average Length of Visit Trend**



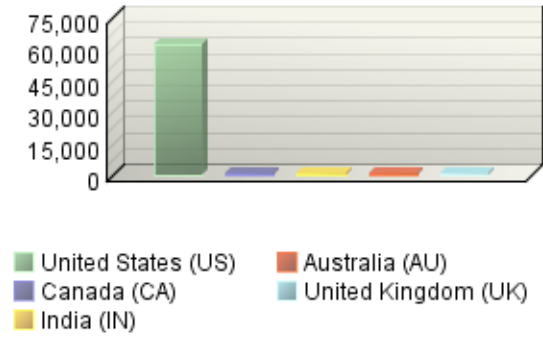
### New Visitors Trend

New Visitors



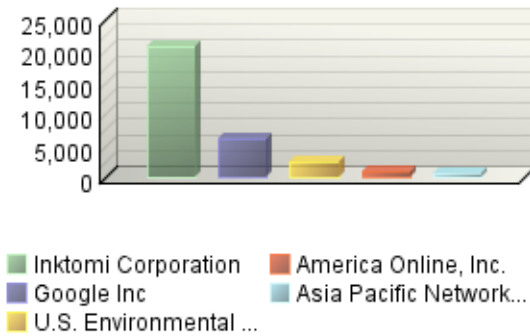
### Countries

Visits



### Organizations

Visits

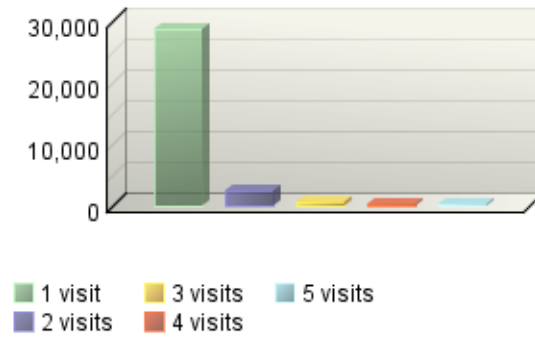


### Authenticated Usernames

No data is available for this graph.

### Visitors by Number of Visits

Visitors



### New vs. Return Visits

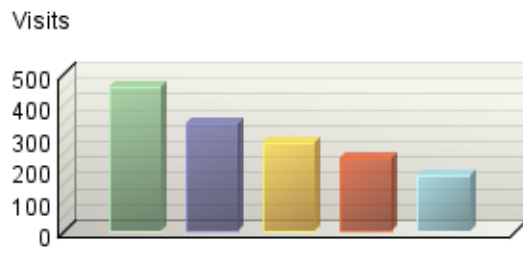
Visits



Returning Visitors



### Top Visitors

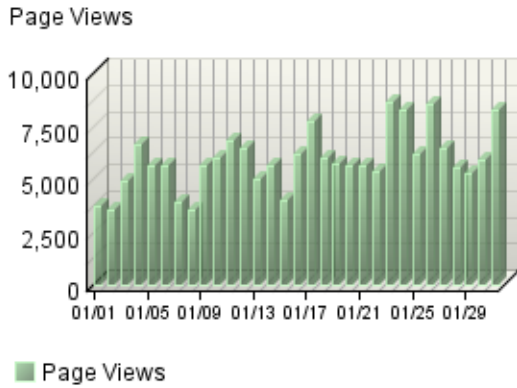


- msnbot.msn.com\_...
- crawl1.cosmixcorp.c...
- crawl2.cosmixcorp.c...
- msnbot.msn.com\_...
- crawl-66-249-72-22...

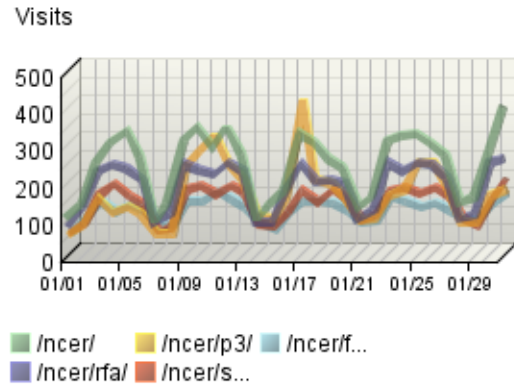
# Pages Dashboard

This displays key graphs and tables that provide an overview of the Pages chapter. When viewing through the on-demand interface, you can click on the title of a graph or table to navigate to the corresponding page.

**Page Views Trend**



**Pages Trend**



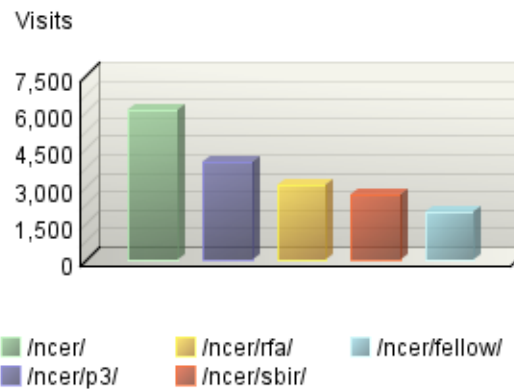
**Content Groups**

No data is available for this graph.

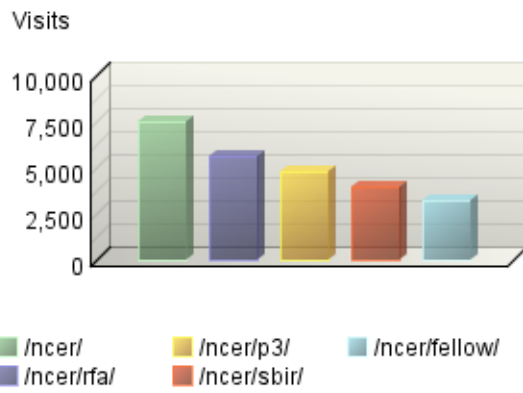
**Page View Summary**

Page Views	182,433
Average per Day	5,884
Average Page Views per Visit	2.44

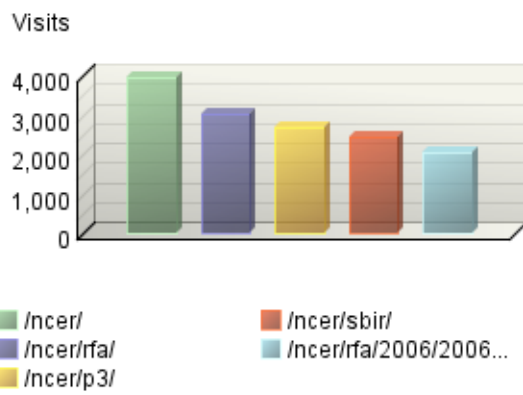
**Entry Pages**



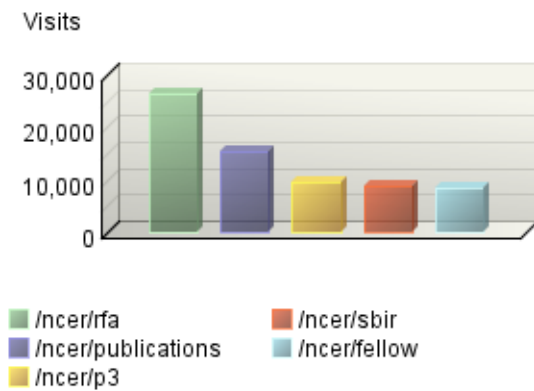
### Pages



### Exit Pages



### Directories

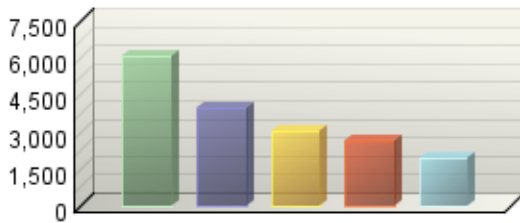


# Navigation Dashboard

This dashboard summarizes important information related to online navigation.

### Entry Pages

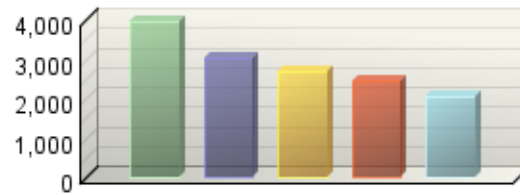
Visits



/ncer/      /ncer/rfa/      /ncer/fellow/  
/ncer/p3/      /ncer/sbir/

### Exit Pages

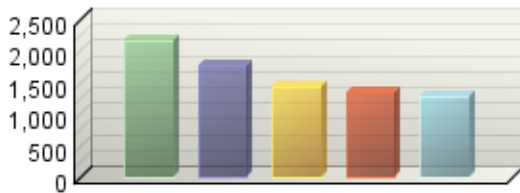
Visits



/ncer/      /ncer/sbir/  
/ncer/p3/      /ncer/rfa/2006/2006...

### Single-Page Visits

Visits



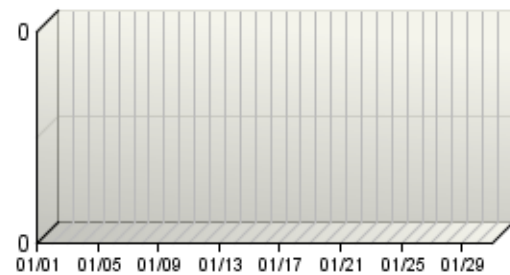
/ncer/      /ncer/p3/  
/ncer/rfa/      /ncer/sbir/  
/ncer/rfa/2005/2005...

# Technical Dashboard

This dashboard summarizes important information related to online technical activity.

## Average Time to Serve Pages

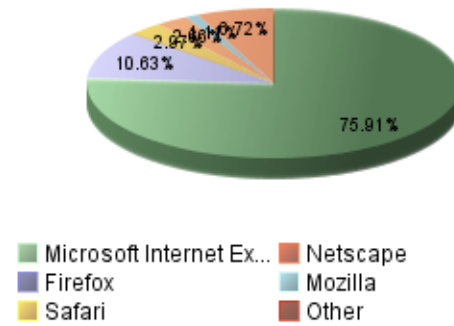
Average Time to Serve



■ Average Time to Serve

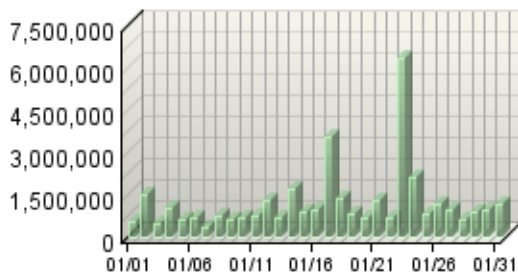
## Browsers by Version

Visits



## Bandwidth: Kbytes Transferred Trend

Kbytes Transferred

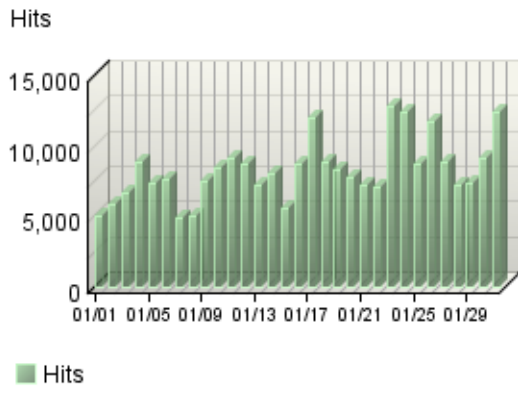


■ Kbytes Transferred

## Technical Summary

Total Hits	302,043
Successful Hits	256,813
Successful Hits (as Percent)	85.03%
Failed Hits	45,230
Failed Hits (as Percent)	14.97%
Cached Hits	46,726
Cached Hits (as Percent)	15.47%

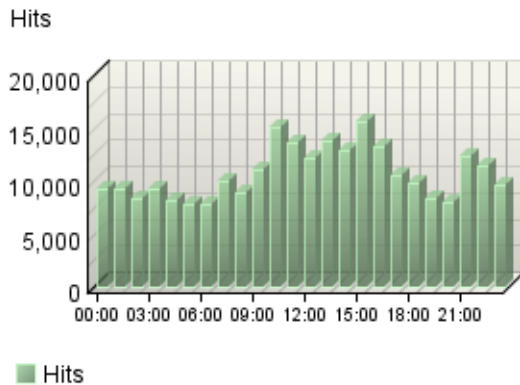
### Hits Trend



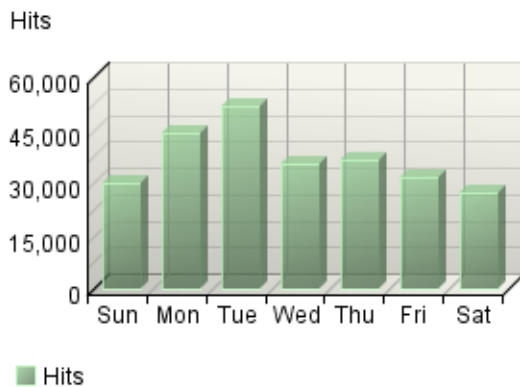
# Activity Dashboard

This displays key graphs and tables that provide an overview of the Activity chapter. When viewing through the on-demand interface, you can click on the title of a graph or table to navigate to the corresponding page.

**Hits by Hour of the Day**



**Hits by Day of the Week**



**Most Active Summary**

Most Active Date	1/23/06
Number of Hits on Most Active Date	12,825
Most Active Day of the Week	Tuesday
Most Active Hour of the Day	15:00-15:59

**Least Active Summary**

Least Active Date	1/7/06
Number of Hits on Least Active Date	4,870
Least Active Day of the Week	Saturday
Least Active Hour of the Day	05:00-05:59

**Activity on Weekdays Summary**

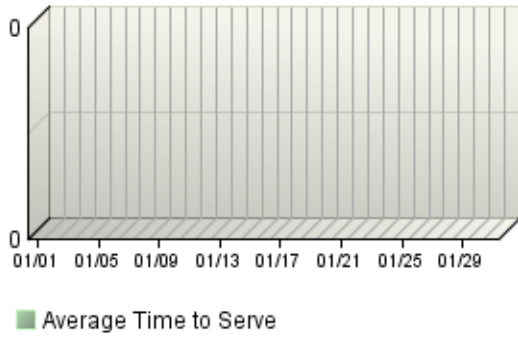
Total Hits Weekdays	199,375
Total Visits Weekdays	59,009
Average Number of Visits per day on Weekdays	2,682
Average Number of Hits per day on Weekdays	9,062

**Activity on Weekends Summary**

Total Hits Weekend	57,438
Total Visits Weekend	15,649
Average Number of Visits per Weekend	3,129
Average Number of Hits per Weekend	11,487

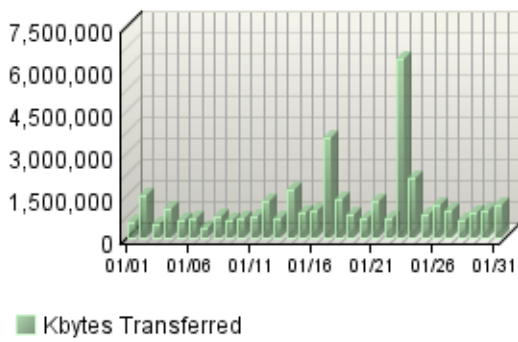
### Average Time to Serve Pages

Average Time to Serve



### Bandwidth: Kbytes Transferred Trend

Kbytes Transferred

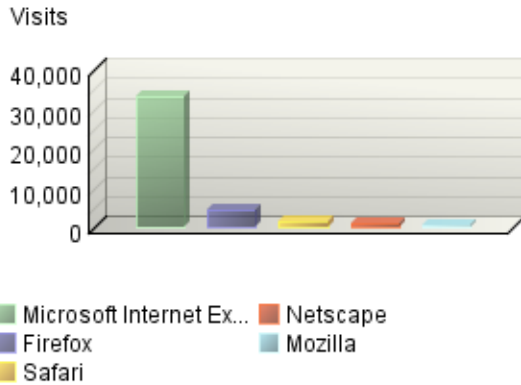




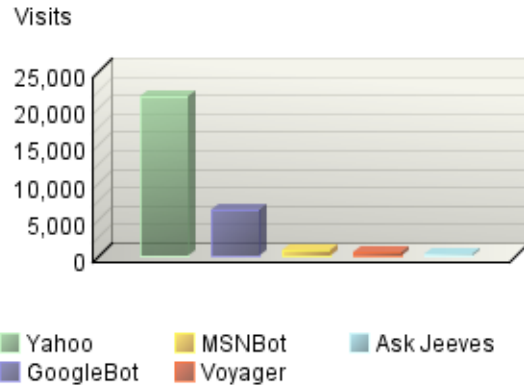
# Browsers and Platforms Dashboard

This displays key graphs and tables that provide an overview of the Browsers and Platforms chapter. When viewing through the on-demand interface, you can click on the title of a graph or table to navigate to the corresponding page.

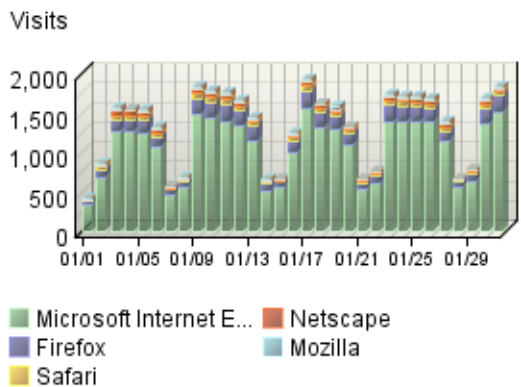
**Browsers**



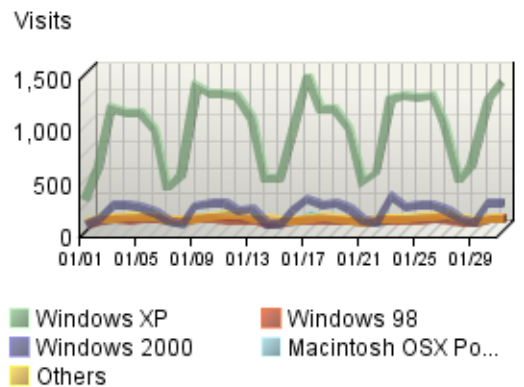
**Spiders**



**Browsers Trend**

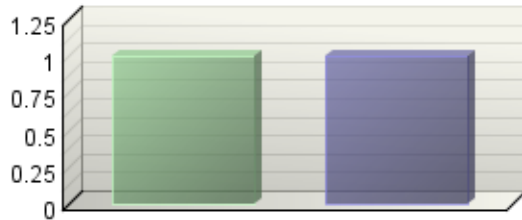


**Platforms Trend**



### WAP Devices

Visits



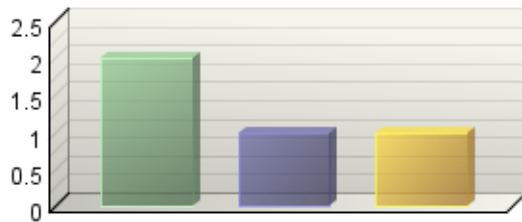
- Sony Ericsson
- Sony Ericsson R520m

### Palm Devices

No data is available for this graph.

### WAP Browsers

Visits



- Sony Ericsson
- Nokia WAP Browser
- Motorola WAP

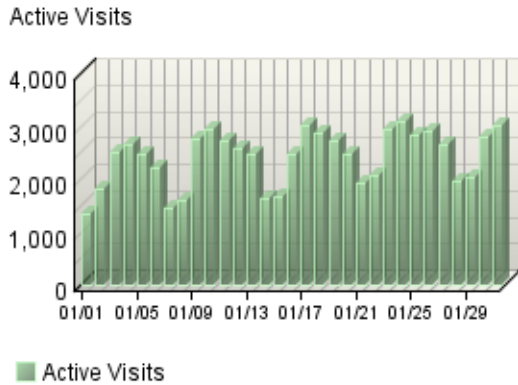
### Palm Browsers

No data is available for this graph.

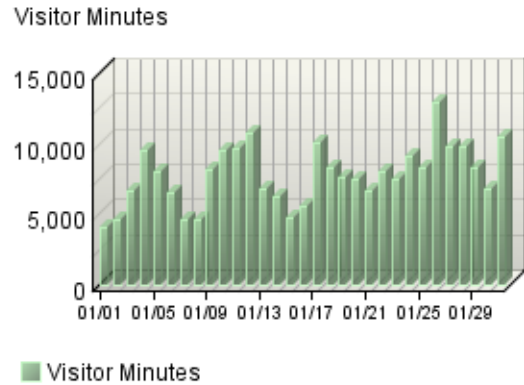
# Visitors Dashboard

This displays key graphs and tables that provide an overview of the Visitors chapter. When viewing through the on-demand interface, you can click on the title of a graph or table to navigate to the corresponding page.

**Active Visits Trend**



**Visitor Minutes Trend**



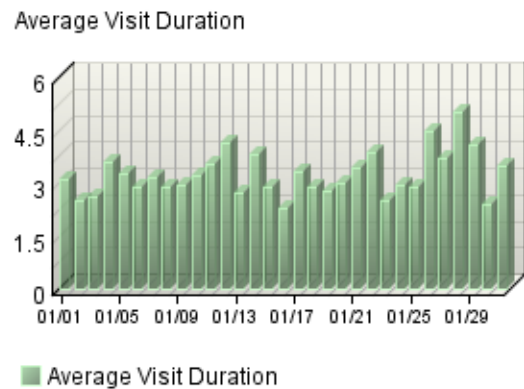
**Visitor Summary**

Visitors	33,636
Visitors Who Visited Once	28,623
Visitors Who Visited More Than Once	5,013
Average Visits per Visitor	2.22

**Visit Summary**

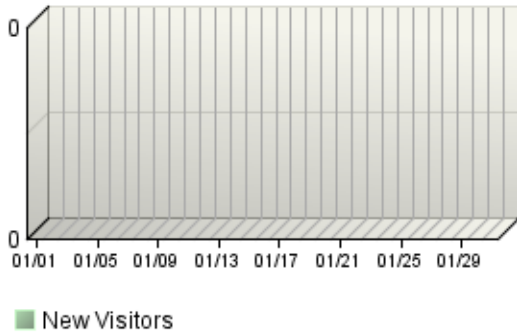
Visits	74,658
Average per Day	2,408
Average Visit Duration	00:11:59
Median Visit Duration	00:02:06
International Visits	16.99%
Visits of Unknown Origin	0.00%
Visits from Your Country: United States (US)	83.01%

**Average Length of Visit Trend**



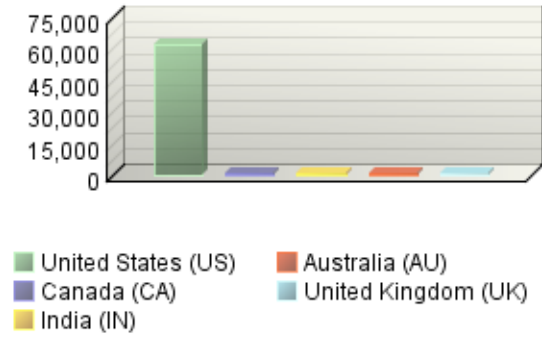
### New Visitors Trend

New Visitors



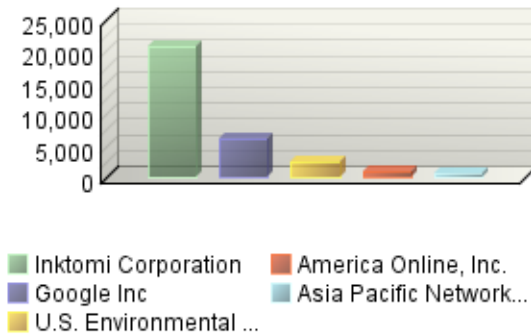
### Countries

Visits



### Organizations

Visits

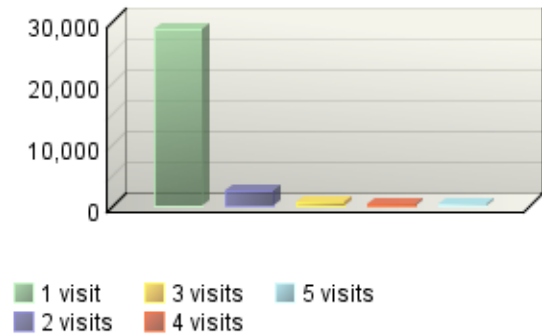


### Authenticated Usernames

No data is available for this graph.

### Visitors by Number of Visits

Visitors



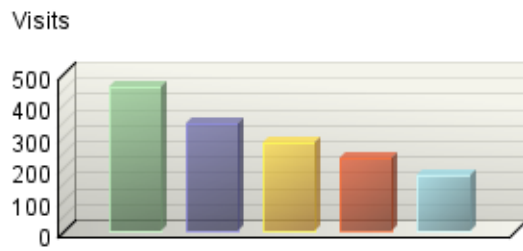
### New vs. Return Visits

Visits



Returning Visitors

### Top Visitors

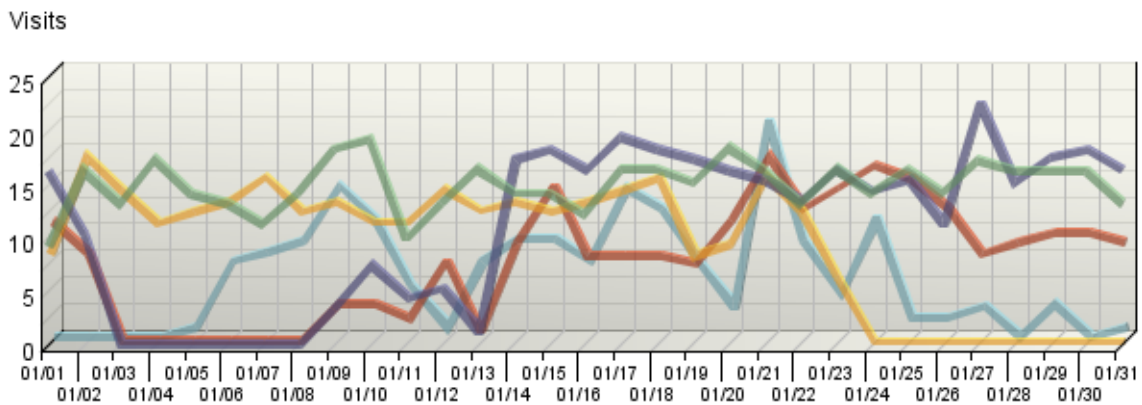


- msnbot.msn.com\_...
- crawl1.cosmixcorp.c...
- crawl2.cosmixcorp.c...
- msnbot.msn.com\_...
- crawl-66-249-72-22...

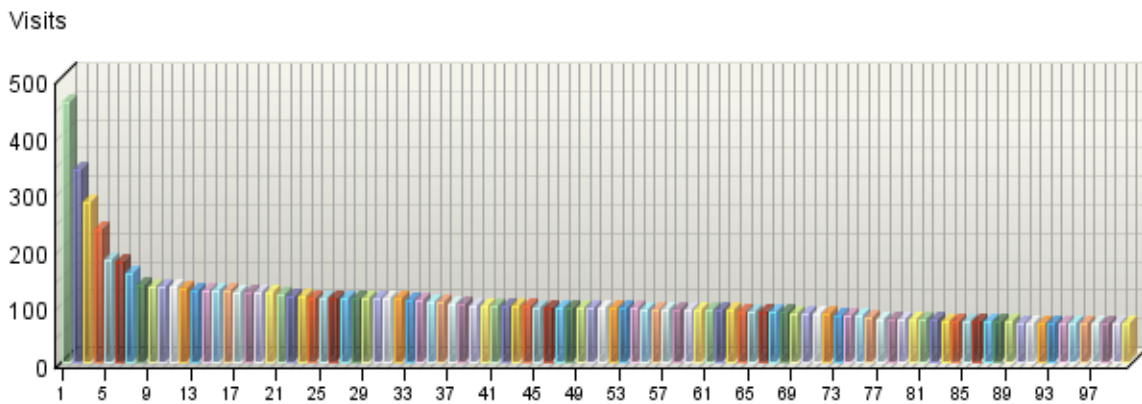
# Top Visitors

This report identifies the IP address, domain name, or cookie of each visitor, and identifies the visitor's activity level on the site. If you use cookies to track visits, WebTrends can differentiate between hits from different visitors with the same IP address.

**Top Visitors Trend**



**Top Visitors**



**Top Visitors**

	Visitor	Visits	% Visits	Hits
■ 1.	msnbot.msn.com_msnbot/1.0 (+http://search.msn.com/msnbot.htm)	455	0.61%	6,140
■ 2.	crawl2.cosmixcorp.com_voyager/1.0	339	0.45%	649

	<b>Visitor</b>	<b>Visits</b>	<b>% Visits</b>	<b>Hits</b>
3.	crawl-66-249-72-226.googlebot.com_Mozilla/5.0 (compatible; Googlebot/2.1; +http://www.google.com/bot.html)	280	0.38%	8,892
4.	crawl1.cosmixcorp.com_voyager/1.0	232	0.31%	331
5.	msnbot.msn.com_msnbot/0.9 (+http://search.msn.com/msnbot.htm)	179	0.24%	1,024
6.	209.241.144.34_Mozilla/4.0 (compatible; MSIE 6.0; Windows NT; MS Search 4.0 Robot)	174	0.23%	1,989
7.	65.28.165.35_Mozilla/4.0 (compatible; MSIE 6.0; Windows NT 5.1)	156	0.21%	242
8.	crawl-66-249-64-50.googlebot.com_Googlebot/2.1 (+http://www.google.com/bot.html)	134	0.18%	252
9.	lj2049.inktomisearch.com_Mozilla/5.0 (compatible; Yahoo! Slurp; http://help.yahoo.com/help/us/ysearch/slurp)	132	0.18%	206
10.	66.249.64.14_Googlebot/2.1 (+http://www.google.com/bot.html)	131	0.18%	254
11.	crawl-66-249-64-47.googlebot.com_Googlebot/2.1 (+http://www.google.com/bot.html)	131	0.18%	264
12.	lj2043.inktomisearch.com_Mozilla/5.0 (compatible; Yahoo! Slurp; http://help.yahoo.com/help/us/ysearch/slurp)	127	0.17%	164
13.	crawl-66-249-64-77.googlebot.com_Googlebot/2.1 (+http://www.google.com/bot.html)	126	0.17%	261
14.	crawl-66-249-64-35.googlebot.com_Googlebot/2.1 (+http://www.google.com/bot.html)	125	0.17%	266
15.	crawl-66-249-71-15.googlebot.com_Googlebot/2.1 (+http://www.google.com/bot.html)	124	0.17%	228
16.	crawl-66-249-71-50.googlebot.com_Googlebot/2.1 (+http://www.google.com/bot.html)	124	0.17%	248
17.	crawl-66-249-64-26.googlebot.com_Googlebot/2.1 (+http://www.google.com/bot.html)	123	0.16%	251
18.	crawl-66-249-64-54.googlebot.com_Googlebot/2.1 (+http://www.google.com/bot.html)	120	0.16%	259
19.	crawl-66-249-64-15.googlebot.com_Googlebot/2.1 (+http://www.google.com/bot.html)	120	0.16%	259
20.	crawl-66-249-71-3.googlebot.com_Googlebot/2.1 (+http://www.google.com/bot.html)	120	0.16%	245
21.	66.151.181.4_FAST Enterprise Crawler 6 used by FAST Search (fastuser@fastsearch.com)	119	0.16%	14,476
22.	crawl-66-249-71-14.googlebot.com_Googlebot/2.1 (+http://www.google.com/bot.html)	115	0.15%	235
23.	crawl-66-249-64-44.googlebot.com_Googlebot/2.1 (+http://www.google.com/bot.html)	115	0.15%	238
24.	crawl-66-249-64-25.googlebot.com_Googlebot/2.1 (+http://www.google.com/bot.html)	113	0.15%	238

	Visitor	Visits	% Visits	Hits
25.	crawl-66-249-71-7.googlebot.com_Googlebot/2.1 (+http://www.google.com/bot.html)	112	0.15%	240
26.	crawl-66-249-64-49.googlebot.com_Googlebot/2.1 (+http://www.google.com/bot.html)	111	0.15%	231
27.	crawl-66-249-64-36.googlebot.com_Googlebot/2.1 (+http://www.google.com/bot.html)	111	0.15%	254
28.	egspd42414.ask.com_Mozilla/2.0 (compatible; Ask Jeeves/Teoma; +http://sp.ask.com/docs/about/tech_crawling.html)	111	0.15%	939
29.	crawl-66-249-64-6.googlebot.com_Googlebot/2.1 (+http://www.google.com/bot.html)	110	0.15%	241
30.	crawl-66-249-64-7.googlebot.com_Googlebot/2.1 (+http://www.google.com/bot.html)	110	0.15%	224
31.	crawl-66-249-71-1.googlebot.com_Googlebot/2.1 (+http://www.google.com/bot.html)	110	0.15%	196
32.	lj2109.inktomisearch.com_Mozilla/5.0 (compatible; Yahoo! Slurp; http://help.yahoo.com/help/us/ysearch/slurp)	110	0.15%	122
33.	fj1019.inktomisearch.com_Mozilla/5.0 (compatible; Yahoo! Slurp; http://help.yahoo.com/help/us/ysearch/slurp)	107	0.14%	162
34.	crawl-66-249-71-33.googlebot.com_Googlebot/2.1 (+http://www.google.com/bot.html)	107	0.14%	209
35.	crawl-66-249-71-9.googlebot.com_Googlebot/2.1 (+http://www.google.com/bot.html)	106	0.14%	208
36.	crawl-66-249-71-53.googlebot.com_Googlebot/2.1 (+http://www.google.com/bot.html)	104	0.14%	194
37.	crawl-66-249-71-39.googlebot.com_Googlebot/2.1 (+http://www.google.com/bot.html)	103	0.14%	231
38.	fj1015.inktomisearch.com_Mozilla/5.0 (compatible; Yahoo! Slurp; http://help.yahoo.com/help/us/ysearch/slurp)	102	0.14%	191
39.	crawl-66-249-71-69.googlebot.com_Googlebot/2.1 (+http://www.google.com/bot.html)	98	0.13%	190
40.	fj1008.inktomisearch.com_Mozilla/5.0 (compatible; Yahoo! Slurp; http://help.yahoo.com/help/us/ysearch/slurp)	98	0.13%	111
41.	crawl-66-249-71-73.googlebot.com_Googlebot/2.1 (+http://www.google.com/bot.html)	97	0.13%	187
42.	lj2478.inktomisearch.com_Mozilla/5.0 (compatible; Yahoo! Slurp; http://help.yahoo.com/help/us/ysearch/slurp)	97	0.13%	118
43.	lj2414.inktomisearch.com_Mozilla/5.0 (compatible; Yahoo! Slurp; http://help.yahoo.com/help/us/ysearch/slurp)	97	0.13%	114
44.	crawl-66-249-71-47.googlebot.com_Googlebot/2.1 (+http://www.google.com/bot.html)	97	0.13%	187



	Visitor	Visits	% Visits	Hits
45.	65.214.39.180_Mozilla/4.0 (compatible; MSIE 6.0; Windows NT 5.2; .NET CLR 1.1.4322)	96	0.13%	114
46.	lj2239.inktomisearch.com_Mozilla/5.0 (compatible; Yahoo! Slurp; http://help.yahoo.com/help/us/ysearch/slurp)	96	0.13%	113
47.	crawl-66-249-64-58.googlebot.com_Googlebot/2.1 (+http://www.google.com/bot.html)	96	0.13%	212
48.	crawl-66-249-64-30.googlebot.com_Googlebot/2.1 (+http://www.google.com/bot.html)	96	0.13%	200
49.	crawl-66-249-71-17.googlebot.com_Googlebot/2.1 (+http://www.google.com/bot.html)	95	0.13%	214
50.	lj2096.inktomisearch.com_Mozilla/5.0 (compatible; Yahoo! Slurp; http://help.yahoo.com/help/us/ysearch/slurp)	95	0.13%	114
51.	crawl-66-249-64-37.googlebot.com_Googlebot/2.1 (+http://www.google.com/bot.html)	95	0.13%	221
52.	crawl-66-249-64-4.googlebot.com_Googlebot/2.1 (+http://www.google.com/bot.html)	94	0.13%	215
53.	crawl-66-249-71-13.googlebot.com_Googlebot/2.1 (+http://www.google.com/bot.html)	94	0.13%	240
54.	crawl-66-249-64-28.googlebot.com_Googlebot/2.1 (+http://www.google.com/bot.html)	94	0.13%	202
55.	66.160.159.221_Mozilla/4.0 (compatible; MSIE 6.0; Windows NT 5.0; .NET CLR 1.1.4322)	92	0.12%	851
56.	lj2209.inktomisearch.com_Mozilla/5.0 (compatible; Yahoo! Slurp; http://help.yahoo.com/help/us/ysearch/slurp)	92	0.12%	97
57.	lj2193.inktomisearch.com_Mozilla/5.0 (compatible; Yahoo! Slurp; http://help.yahoo.com/help/us/ysearch/slurp)	92	0.12%	102
58.	crawl-66-249-71-28.googlebot.com_Googlebot/2.1 (+http://www.google.com/bot.html)	92	0.12%	228
59.	186.70-87-115.reverse.theplanet.com_Mozilla/4.0 (compatible; MSIE 6.0; Windows NT 5.1)	92	0.12%	124
60.	crawl-66-249-71-45.googlebot.com_Googlebot/2.1 (+http://www.google.com/bot.html)	90	0.12%	202
61.	crawl-66-249-64-38.googlebot.com_Googlebot/2.1 (+http://www.google.com/bot.html)	90	0.12%	220
62.	crawl-66-249-71-54.googlebot.com_Googlebot/2.1 (+http://www.google.com/bot.html)	90	0.12%	203
63.	crawl-66-249-71-78.googlebot.com_Googlebot/2.1 (+http://www.google.com/bot.html)	90	0.12%	191
64.	lj2527.inktomisearch.com_Mozilla/5.0 (compatible; Yahoo! Slurp; http://help.yahoo.com/help/us/ysearch/slurp)	88	0.12%	122

	<b>Visitor</b>	<b>Visits</b>	<b>% Visits</b>	<b>Hits</b>
65.	68.142.249.164_Mozilla/5.0 (compatible; Yahoo! Slurp; http://help.yahoo.com/help/us/ysearch/slurp)	88	0.12%	105
66.	134.67.99.162_NLESE USEPA	87	0.12%	4,856
67.	lj2455.inktomisearch.com_Mozilla/5.0 (compatible; Yahoo! Slurp; http://help.yahoo.com/help/us/ysearch/slurp)	87	0.12%	102
68.	crawl-66-249-71-72.googlebot.com_Googlebot/2.1 (+http://www.google.com/bot.html)	87	0.12%	190
69.	crawl-66-249-64-16.googlebot.com_Googlebot/2.1 (+http://www.google.com/bot.html)	86	0.12%	220
70.	crawl-66-249-71-44.googlebot.com_Googlebot/2.1 (+http://www.google.com/bot.html)	86	0.12%	215
71.	crawl-66-249-71-41.googlebot.com_Googlebot/2.1 (+http://www.google.com/bot.html)	84	0.11%	209
72.	crawl-66-249-71-10.googlebot.com_Googlebot/2.1 (+http://www.google.com/bot.html)	83	0.11%	173
73.	68.142.250.165_Mozilla/5.0 (compatible; Yahoo! Slurp; http://help.yahoo.com/help/us/ysearch/slurp)	81	0.11%	99
74.	crawl-66-249-64-52.googlebot.com_Googlebot/2.1 (+http://www.google.com/bot.html)	80	0.11%	182
75.	lj2035.inktomisearch.com_Mozilla/5.0 (compatible; Yahoo! Slurp; http://help.yahoo.com/help/us/ysearch/slurp)	80	0.11%	99
76.	7-9745.san2.attens.net_ConveraCrawler/0.9d (+http://www.authoritativeweb.com/crawl)	77	0.10%	4,726
77.	198-76-172-69.cos.com_libwww-perl/5.800	76	0.10%	232
78.	crawl-66-249-64-13.googlebot.com_Googlebot/2.1 (+http://www.google.com/bot.html)	76	0.10%	173
79.	lj2067.inktomisearch.com_Mozilla/5.0 (compatible; Yahoo! Slurp; http://help.yahoo.com/help/us/ysearch/slurp)	75	0.10%	95
80.	134.67.34.12_Mozilla/4.0 (compatible; MSIE 6.0; Windows NT 5.1; SV1)	75	0.10%	852
81.	lj2266.inktomisearch.com_Mozilla/5.0 (compatible; Yahoo! Slurp; http://help.yahoo.com/help/us/ysearch/slurp)	75	0.10%	81
82.	lj2380.inktomisearch.com_Mozilla/5.0 (compatible; Yahoo! Slurp; http://help.yahoo.com/help/us/ysearch/slurp)	74	0.10%	77
83.	crawl-66-249-71-40.googlebot.com_Googlebot/2.1 (+http://www.google.com/bot.html)	72	0.10%	172
84.	crawl-66-249-71-70.googlebot.com_Googlebot/2.1 (+http://www.google.com/bot.html)	72	0.10%	153
85.	crawl-66-249-71-62.googlebot.com_Googlebot/2.1 (+http://www.google.com/bot.html)	72	0.10%	151

	Visitor	Visits	% Visits	Hits
86.	lj2453.inktomisearch.com_Mozilla/5.0 (compatible; Yahoo! Slurp; http://help.yahoo.com/help/us/ysearch/slurp)	71	0.10%	77
87.	lj2473.inktomisearch.com_Mozilla/5.0 (compatible; Yahoo! Slurp; http://help.yahoo.com/help/us/ysearch/slurp)	71	0.10%	76
88.	lj2186.inktomisearch.com_Mozilla/5.0 (compatible; Yahoo! Slurp; http://help.yahoo.com/help/us/ysearch/slurp)	71	0.10%	84
89.	68.142.249.26_Mozilla/5.0 (compatible; Yahoo! Slurp; http://help.yahoo.com/help/us/ysearch/slurp)	70	0.09%	81
90.	dnaspider02.mia.lycos.com_Lycos_Spider_(modspider)	69	0.09%	91
91.	lj2450.inktomisearch.com_Mozilla/5.0 (compatible; Yahoo! Slurp; http://help.yahoo.com/help/us/ysearch/slurp)	69	0.09%	74
92.	lj2387.inktomisearch.com_Mozilla/5.0 (compatible; Yahoo! Slurp; http://help.yahoo.com/help/us/ysearch/slurp)	68	0.09%	131
93.	crawl-66-249-66-229.googlebot.com_Mozilla/5.0 (compatible; Googlebot/2.1; +http://www.google.com/bot.html)	68	0.09%	1,713
94.	cairo.ee.ucla.edu_NutchCVS/0.7.1 (Nutch; http://lucene.apache.org/nutch/bot.html; nutch-agent@lucene.apache.org)	68	0.09%	595
95.	161.80.46.248_Mozilla/4.0 (compatible; MSIE 6.0; Windows NT 5.1; SV1; .NET CLR 1.1.4322; .NET CLR 2.0.50727)	67	0.09%	322
96.	lj2392.inktomisearch.com_Mozilla/5.0 (compatible; Yahoo! Slurp; http://help.yahoo.com/help/us/ysearch/slurp)	67	0.09%	91
97.	161.80.46.124_Mozilla/4.0 (compatible; MSIE 6.0; Windows NT 5.1; SV1; .NET CLR 1.1.4322; .NET CLR 2.0.50727)	67	0.09%	274
98.	lj2257.inktomisearch.com_Mozilla/5.0 (compatible; Yahoo! Slurp; http://help.yahoo.com/help/us/ysearch/slurp)	67	0.09%	69
99.	lj2471.inktomisearch.com_Mozilla/5.0 (compatible; Yahoo! Slurp; http://help.yahoo.com/help/us/ysearch/slurp)	67	0.09%	72
100.	lj2591.inktomisearch.com_Mozilla/5.0 (compatible; Yahoo! Slurp; http://help.yahoo.com/help/us/ysearch/slurp)	66	0.09%	75
<b>Subtotal for rows: 1 - 100</b>		<b>10,570</b>	<b>14.17%</b>	<b>63,332</b>
<b>Other</b>		<b>64,036</b>	<b>85.83%</b>	<b>193,212</b>
<b>Total</b>		<b>74,606</b>	<b>100.00%</b>	<b>256,544</b>

items 1-100 of 200

## Top Visitors - Help Card



### Column Definitions

#### Visitor

The IP address, domain name, or cookie of the visitor.

#### Visits

Number of times the specified visitor visited your site. A visit is a series of actions that begins when a visitor views their first page from the server, and ends when the visitor leaves the site or remains idle beyond the idle-time limit. The default idle-time limit is thirty minutes. This time limit can be changed by the system administrator.

#### Hits

Number of hits attributed to the specified visitor. Each file requested by a visitor registers as a hit. There can be several hits on each page. While the volume of hits reflects the amount of server traffic, it is not an accurate reflection of the number of pages viewed.



### Report Descriptions

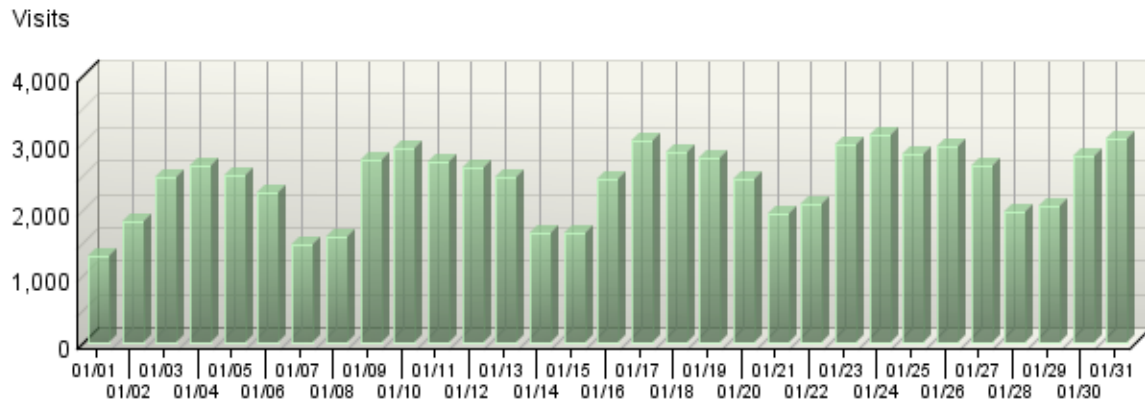
Consider the visitors who use the site most, and tailor your site to their interests and needs. If your site is an intranet, notice which employees use the site most, and find out what they like about it. You might also get feedback from those who use it the least and find out what they are looking for.

**Note:** If a visitor has a dynamic IP address, or if a group of visitors are behind a proxy server or firewall, this data might be misleading. In the case of a dynamic IP address, multiple IP addresses could be shown for a single visitor, and in the case of a firewall or proxy server, one IP address could be used by more than one visitor.

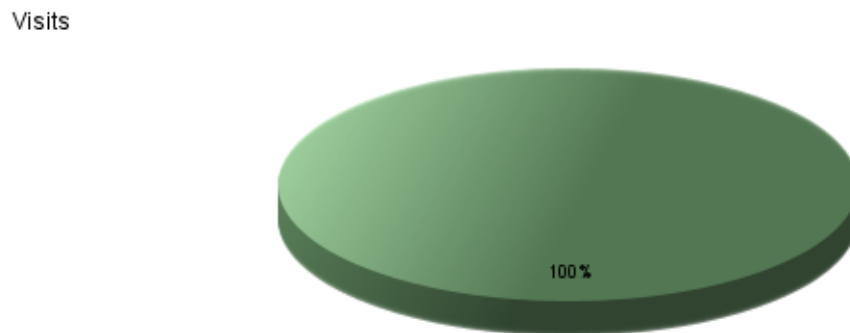
# New vs. Return Visits

This report compares the number of visits by new and returning visitors to your site.

**New vs. Return Visits Trend**



**New vs. Return Visits**



■ Returning Visitors

**New vs. Return Visits**

Visitor Type	Visits	% Visits
■ Returning Visitors	74,606	100.00%
<b>Total</b>	<b>74,606</b>	<b>100.00%</b>

items 1-1 of 1

## New vs. Return Visits - Help Card



### Column Definitions

#### New Visitors

Visitors whose visit starts without any cookie information but acquires a cookie (or multiple cookies) during the visit. For single-page visits there is no way (without the use of SmartSource Data Collection) to distinguish a new visitor from a visitor that does not accept cookies. As a result these visits are categorized as Visitors Not Accepting Cookies.

#### Returning Visitors

Visitors who already had a cookie from your site when they visited.

#### Visitors Not Accepting Cookies

Visitors not accepting cookies from your site. There is no way to determine if these visitors are new or returning. Note that Express Analysis does not report on this information.

#### Visits

Number of visits by visitors who fit into the specified visitor category. A visit is a series of actions that begins when a visitor views their first page from the server, and ends when the visitor leaves the site or remains idle beyond the idle-time limit. The default idle-time limit is thirty minutes. This time limit can be changed by the system administrator.

#### %

Percentage of visitors who fit into the specified visitor category.



### Report Descriptions

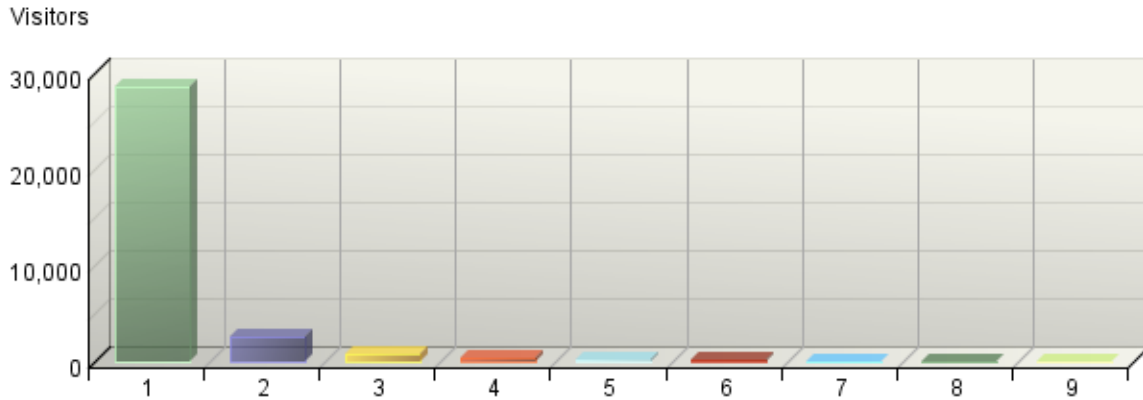
By tracking the ratio between new and return visits over a period of time, you can determine if your site is attracting enough returning visitors.

Note: This report uses only cookies to determine whether a visitor is new or returning. This information cannot therefore be correlated to visitor counts obtained using IP tracking. For example, when a visitor goes to a site that has session-based cookies but no permanent cookies, they will receive a cookie on their second hit and be labeled a new visitor. If they close their browser, wait an hour, and go back to the same site, they will have no cookies on their first hit (since the cookie they got previously was session-based) and will once again be issued a cookie on their second hit. If the site's logs are analyzed using the IP tracking method, the result is 1 unique visitor (determined using IP tracking), but 2 visits and 2 new or first-time visitors (determined using cookies).

# Visitors by Number of Visits

This report shows the distribution of visitors based on how many times each visitor visited your site.

Visitors by Number of Visits



Visitors by Number of Visits

Number of Visits	Visitors	% Visitors
1 visit	28,623	85.10%
2 visits	2,553	7.59%
3 visits	728	2.16%
4 visits	374	1.11%
5 visits	179	0.53%
6 visits	122	0.36%
7 visits	76	0.23%
8 visits	41	0.12%
9 visits	35	0.10%
<b>Other</b>	<b>905</b>	<b>2.69%</b>
<b>Total</b>	<b>33,636</b>	<b>100.00%</b>

items 1-9 of 9

## Visitors by Number of Visits - Help Card



### Column Definitions

#### Number of Visits

The number of visits by each visitor during the period of the report.

#### Visitors

Number of individuals who came to your site the amount of times specified in the Number of Visits column.

%

Percentage of visitors who came to your site the amount of times specified in the Number of Visits column.



### Report Descriptions

This information can indicate whether or not your site compels visitors to return. Updating web site content is one way to draw return visitors.

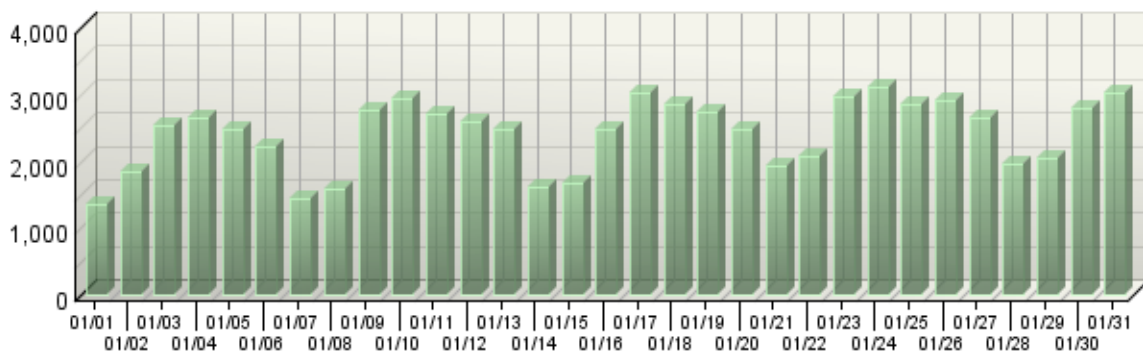


# Visitors Trend

This report shows how many times visitors visited your web site and how long they stayed. The information is divided into time slices based on the duration of the log file. Some visits may span more than one time interval, and will be counted in each interval where they appear. The sum of visits for all intervals may therefore exceed the total visits shown in the Overview Dashboard page.

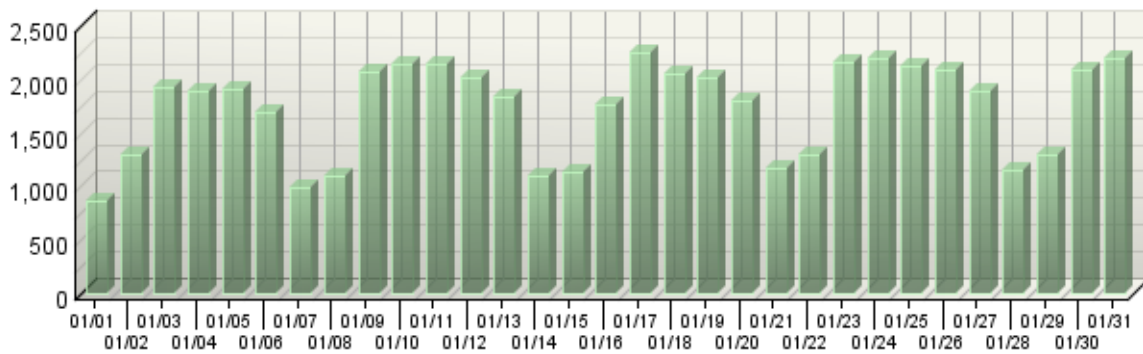
## Active Visits Trend

Active Visits



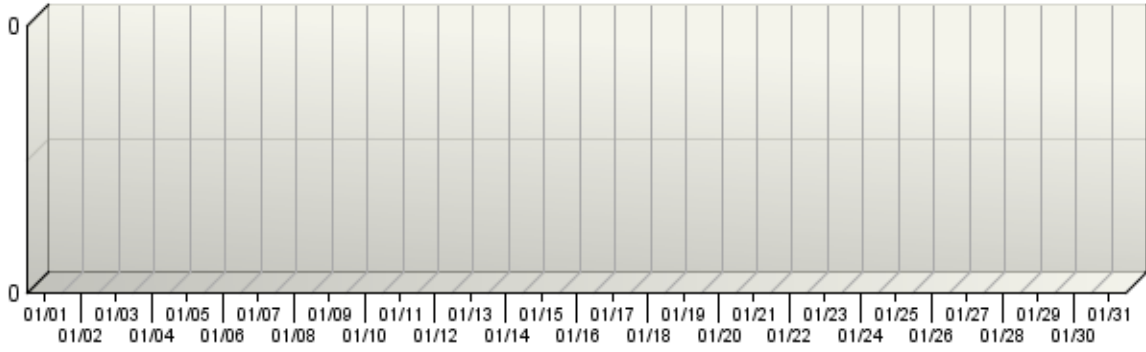
## Visitors Trend

Visitors



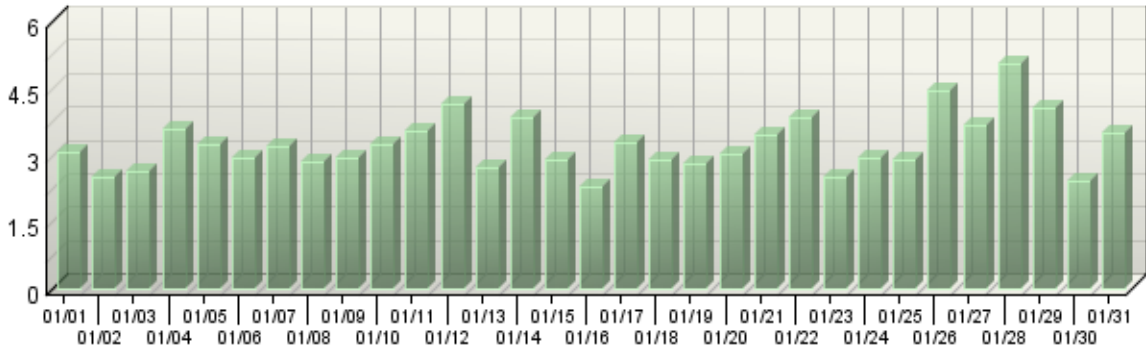
### New Visitors Trend

New Visitors

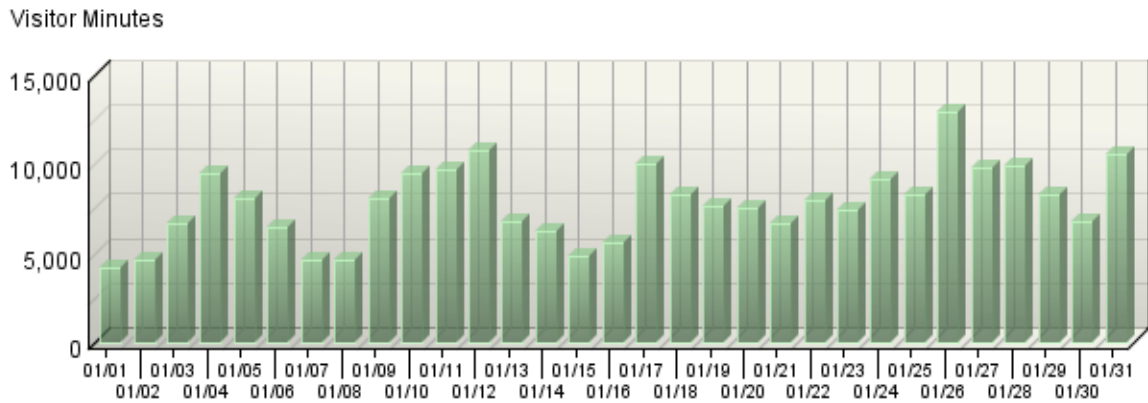


### Average Length of Visit Trend

Average Visit Duration



### Visitor Minutes Trend



### Visitors Trend

Day	Active Visits	Visitors	New Visitors
01/01	1,345	869	0
01/02	1,828	1,293	0
01/03	2,520	1,926	0
01/04	2,659	1,881	0
01/05	2,483	1,902	0
01/06	2,230	1,683	0
01/07	1,443	997	0
01/08	1,596	1,102	0
01/09	2,752	2,064	0
01/10	2,932	2,141	0
01/11	2,719	2,138	0
01/12	2,597	2,018	0
01/13	2,482	1,831	0
01/14	1,620	1,101	0
01/15	1,676	1,133	0
01/16	2,461	1,761	0
01/17	3,032	2,242	0
01/18	2,861	2,046	0
01/19	2,732	2,008	0
01/20	2,486	1,803	0
01/21	1,925	1,169	0
01/22	2,077	1,300	0
01/23	2,962	2,161	0
01/24	3,108	2,199	0

Day	Active Visits	Visitors	New Visitors
01/25	2,854	2,126	0
01/26	2,910	2,092	0
01/27	2,655	1,880	0
01/28	1,958	1,158	0
01/29	2,047	1,294	0
01/30	2,805	2,082	0
01/31	3,008	2,192	0
<b>Average</b>	<b>2,411</b>	<b>1,728</b>	<b>0</b>
<b>Total</b>	<b>-</b>	<b>-</b>	<b>0</b>

items 1-31 of 31

### Visitors Trend

Day	Average Visit Duration	Visitor Minutes
01/01	00:03:05	4,155.27
01/02	00:02:31	4,615.13
01/03	00:02:38	6,641.83
01/04	00:03:35	9,529.17
01/05	00:03:15	8,107.02
01/06	00:02:55	6,504.43
01/07	00:03:11	4,611.68
01/08	00:02:52	4,591.95
01/09	00:02:57	8,147.32
01/10	00:03:13	9,477.28
01/11	00:03:33	9,695.03
01/12	00:04:08	10,777.38
01/13	00:02:43	6,768.3
01/14	00:03:50	6,228.55
01/15	00:02:53	4,839.82
01/16	00:02:17	5,638.82
01/17	00:03:18	10,027.92
01/18	00:02:54	8,300.88
01/19	00:02:48	7,686.52
01/20	00:03:01	7,529.22
01/21	00:03:26	6,639.55
01/22	00:03:51	8,025.8
01/23	00:02:31	7,475.28
01/24	00:02:57	9,192.5
01/25	00:02:54	8,282.85
01/26	00:04:28	12,998.57

Day	Average Visit Duration	Visitor Minutes
01/27	00:03:41	9,800.43
01/28	00:05:02	9,879.45
01/29	00:04:04	8,345.65
01/30	00:02:25	6,787.92
01/31	00:03:30	10,536.05
<b>Average</b>	-	<b>7,801.21</b>
<b>Total</b>	-	<b>241,837.57</b>

items 1-31 of 31

### Visitors Trend - Help Card



#### Column Definitions

##### Time Interval (hour, day, etc.)

A one-year report displays monthly time increments. A one-quarter report displays weekly time increments. A one-month report or a one-week report displays daily time increments. A daily report displays hourly time increments. An hour-long interval marked 12:00, for example, includes all activity between 12:00 and 12:59.

##### Active Visits

Number of active visits to your web site. If a visit spans multiple time intervals, it is counted in each interval. Every visit from a visitor is counted, even if the same visitor came to your web site multiple times. Also included are zero-length visits. A zero-length visit occurs when all hits for that visit are logged with the exact same time stamp.

##### Visitors

Number of individuals who visited your site during the report interval. For a daily report, if someone visits more than once, that person is counted only the first time he or she visits. Values of "-" indicate that the detailed data required is not available. This situation occurs when the Top Visitors report has reached its configured limit or when reports for the corresponding period are turned off. For non-daily reports, the visitor measure total is "-" since the same visitor can be counted in multiple intervals.

##### New Visitors

Number of visitors who had never visited your web site before.

##### Average Visit Duration

The average amount of time visitors spent at your site within the given time interval. The data is formatted as hh:mm:ss (hours:minutes:seconds). The average visit duration is calculated by dividing the value from the Visitor Minutes column by the value from the Active Visits column.

##### Visitor Minutes

Number of minutes your web site was viewed, regardless of who was viewing it.



## Report Descriptions

Use this page to determine which times your web site is busiest.

Daily averages cut off visits that continue into the next day, whereas weekly averages do not. Therefore, weekly averages may appear a bit longer than daily averages.

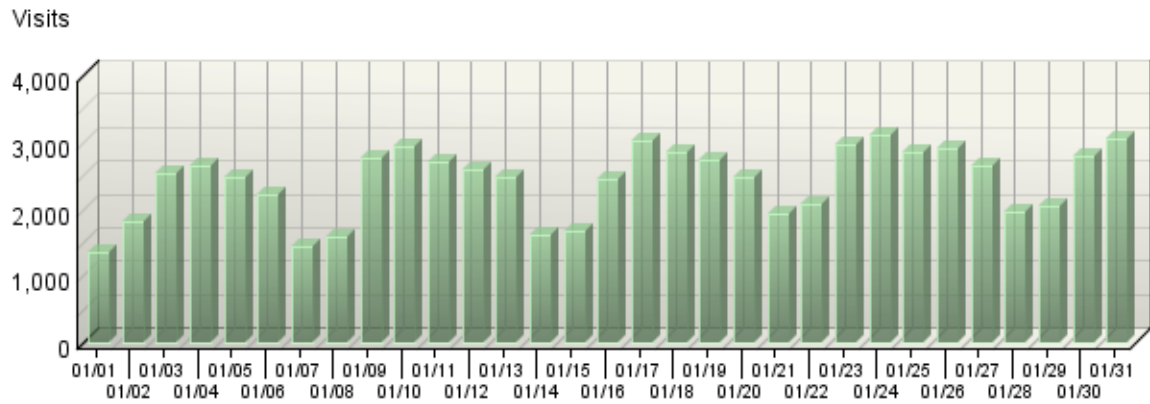
**Total** - The total for the column. Visits may span more than one time interval and are counted for each hour in this report. We therefore do not provide a total, which would be misleading.

**Average** - This row gives the average for each column.

# Visits Trend

This report shows how the number of visits to your site changes over the course of the report period.

**Visits Trend**



**Visits Trend**

Day	Visits	% Visits
01/01	1,345	1.80%
01/02	1,825	2.44%
01/03	2,520	3.38%
01/04	2,634	3.53%
01/05	2,475	3.32%
01/06	2,229	2.99%
01/07	1,435	1.92%
01/08	1,596	2.14%
01/09	2,752	3.69%
01/10	2,929	3.92%
01/11	2,715	3.64%
01/12	2,591	3.47%
01/13	2,479	3.32%
01/14	1,617	2.17%
01/15	1,674	2.24%
01/16	2,460	3.30%
01/17	3,028	4.06%
01/18	2,856	3.83%
01/19	2,726	3.65%

Day	Visits	% Visits
01/20	2,479	3.32%
01/21	1,915	2.57%
01/22	2,070	2.77%
01/23	2,958	3.96%
01/24	3,103	4.16%
01/25	2,846	3.81%
01/26	2,899	3.88%
01/27	2,650	3.55%
01/28	1,955	2.62%
01/29	2,042	2.74%
01/30	2,804	3.76%
01/31	3,051	4.09%
<b>Total</b>	<b>74,658</b>	<b>100.00%</b>

items 1-31 of 31

### Visits Trend - Help Card



#### Column Definitions

##### Time Interval (hour, day, etc.)

A one-year report displays monthly time increments. A one-quarter report displays weekly time increments. A one-month report or a one-week report displays daily time increments. A daily report displays hourly time increments. An hour-long interval marked 12:00, for example, includes all activity between 12:00 and 12:59.

##### Visits

Number of visits to your site during the specified time interval. A visit is a series of actions that begins when a visitor views their first page from the server, and ends when the visitor leaves the site or remains idle beyond the idle-time limit. The default idle-time limit is thirty minutes. This time limit can be changed by the system administrator.

##### %

Percentage of visits to your site during the specified time interval compared with all visits to your site during the report period.



#### Report Descriptions

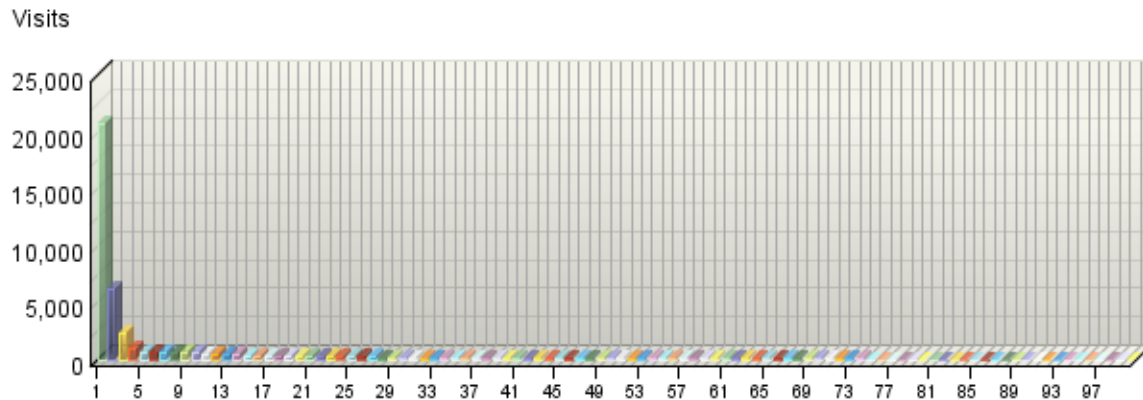
Periods of less activity can be considered good times for maintenance and content improvement.



# Organizations

If you have enabled the WebTrends GeoTrends Database for this profile, this page will list the most active companies and other organizations visiting your web site.

## Organizations



## Organizations

	Organization Domain Name	Visits	% Visits	Hits
1.	Inktomi Corporation	20,774	27.83%	24,263
	<a href="http://inktomisearch.com">inktomisearch.com</a>	19,170	25.68%	22,397
	Unresolved IP Address	1,604	2.15%	1,866
2.	Google Inc	6,181	8.28%	23,590
	<a href="http://googlebot.com">googlebot.com</a>	5,907	7.91%	23,029
	Unresolved IP Address	274	0.37%	561
3.	U.S. Environmental Protection Agency	2,346	3.14%	17,190
	Unresolved IP Address	2,255	3.02%	16,524
	<a href="http://epa.gov">epa.gov</a>	91	0.12%	666
4.	America Online, Inc.	936	1.25%	1,236
	<a href="http://aol.com">aol.com</a>	918	1.23%	1,214
	Unresolved IP Address	18	0.02%	22
5.	Asia Pacific Network Information Center, Pty. Ltd.	723	0.97%	912
	<a href="http://inktomisearch.com">inktomisearch.com</a>	647	0.87%	798
	Unresolved IP Address	51	0.07%	65
	<a href="http://hcm.fpt.vn">hcm.fpt.vn</a>	14	0.02%	23
	<a href="http://intnet.mu">intnet.mu</a>	4	0.01%	5

	Organization Domain Name	Visits	% Visits	Hits
	<a href="#">fpt.vn</a>	3	0.00%	4
	<a href="#">ap.gmo-access.jp</a>	1	0.00%	3
	<a href="#">iinet.net.au</a>	1	0.00%	1
	<a href="#">zero-isp.NET</a>	1	0.00%	12
	<a href="#">hinet.net</a>	1	0.00%	1
■ 6.	RIPE Network Coordination Centre	715	0.96%	2,139
	Unresolved IP Address	228	0.31%	760
	<a href="#">aol.com</a>	54	0.07%	92
	<a href="#">abo.wanadoo.fr</a>	34	0.05%	77
	<a href="#">forpsi.net</a>	26	0.03%	32
	<a href="#">speed.planet.nl</a>	23	0.03%	56
	<a href="#">upc-a.chello.nl</a>	15	0.02%	16
	<a href="#">ttnet.net.tr</a>	14	0.02%	65
	<a href="#">adsl.skynet.be</a>	11	0.01%	31
	<a href="#">nextgentel.com</a>	10	0.01%	30
	<a href="#">epfl.ch</a>	8	0.01%	22
	<a href="#">uce.ac.uk</a>	8	0.01%	12
	<a href="#">dclient.hispeed.ch</a>	7	0.01%	12
	<a href="#">proxad.net</a>	6	0.01%	7
	<a href="#">pool8173.interbusiness.it</a>	6	0.01%	6
	<a href="#">afnet.net</a>	6	0.01%	6
	<a href="#">adsl-surfen.hetnet.nl</a>	5	0.01%	21
	<a href="#">rima-tde.net</a>	5	0.01%	17
	<a href="#">adsl-fix.skynet.be</a>	4	0.01%	14
	<a href="#">upc-j.chello.nl</a>	4	0.01%	39
	<a href="#">unige.ch</a>	4	0.01%	5
■ 7.	Verizon Trademark Services LLC	671	0.90%	1,885
	<a href="#">verizon.net</a>	433	0.58%	1,258
	<a href="#">pacbell.net</a>	59	0.08%	137
	Unresolved IP Address	53	0.07%	129
	<a href="#">comcast.net</a>	47	0.06%	138
	<a href="#">qwest.net</a>	23	0.03%	72
	<a href="#">rr.com</a>	20	0.03%	50
	<a href="#">sprint-hsd.net</a>	17	0.02%	45
	<a href="#">sbcglobal.net</a>	10	0.01%	37
	<a href="#">charter.com</a>	8	0.01%	17
	<a href="#">daviswhite.com</a>	1	0.00%	2
■ 8.	ioNET, Inc.	659	0.88%	1,219
	<a href="#">cosmixcorp.com</a>	572	0.77%	982
	Unresolved IP Address	39	0.05%	156

	Organization Domain Name	Visits	% Visits	Hits
	<a href="#">ttemi.com</a>	34	0.05%	47
	<a href="#">allresearch.com</a>	5	0.01%	20
	<a href="#">cogentco.com</a>	3	0.00%	5
	<a href="#">ipphila.com</a>	1	0.00%	2
	<a href="#">SRZ.COM</a>	1	0.00%	2
	<a href="#">induscorp.com</a>	1	0.00%	2
	<a href="#">vaughn.edu</a>	1	0.00%	1
	<a href="#">p2pcast.com</a>	1	0.00%	1
	<a href="#">10xppc.com</a>	1	0.00%	1
■ 9.	American Registry for Internet Numbers	595	0.80%	1,301
	<a href="#">inktomisearch.com</a>	176	0.24%	214
	<a href="#">rr.com</a>	96	0.13%	290
	<a href="#">sbcglobal.net</a>	73	0.10%	167
	<a href="#">cox.net</a>	47	0.06%	128
	<a href="#">bellsouth.net</a>	45	0.06%	114
	Unresolved IP Address	44	0.06%	79
	<a href="#">rogers.com</a>	33	0.04%	54
	<a href="#">verizon.net</a>	14	0.02%	38
	<a href="#">swbell.net</a>	14	0.02%	53
	<a href="#">hawaiiantel.net</a>	11	0.01%	51
	<a href="#">frontiernet.net</a>	7	0.01%	12
	<a href="#">ameritech.net</a>	6	0.01%	19
	<a href="#">onelinkpr.net</a>	5	0.01%	29
	<a href="#">shawcable.net</a>	3	0.00%	3
	<a href="#">mindspring.com</a>	3	0.00%	6
	<a href="#">aecom.com</a>	2	0.00%	26
	<a href="#">asilelis.com</a>	2	0.00%	2
	<a href="#">mc.videotron.ca</a>	2	0.00%	2
	<a href="#">covad.net</a>	1	0.00%	1
	<a href="#">prtc.net</a>	1	0.00%	1
■ 10.	Comcast Cable Communications, Inc.	594	0.80%	2,093
	<a href="#">comcast.net</a>	524	0.70%	1,872
	Unresolved IP Address	70	0.09%	221
■ 11.	EXCALIBUR Group, A Time Warner Company	587	0.79%	1,562
	<a href="#">rr.com</a>	400	0.54%	1,246
	Unresolved IP Address	168	0.23%	272
	<a href="#">patmedia.net</a>	5	0.01%	12
	<a href="#">wideopenwest.com</a>	4	0.01%	4
	<a href="#">mindspring.com</a>	2	0.00%	2

	Organization Domain Name	Visits	% Visits	Hits
	<a href="#">esconett.org</a>	1	0.00%	1
	<a href="#">myactv.net</a>	1	0.00%	2
	<a href="#">anvilcom.com</a>	1	0.00%	2
	<a href="#">eastlink.ca</a>	1	0.00%	14
	<a href="#">ptd.net</a>	1	0.00%	1
	<a href="#">nexicom.net</a>	1	0.00%	1
	<a href="#">cavtel.net</a>	1	0.00%	4
	<a href="#">wavecable.com</a>	1	0.00%	1
■ 12.	Microsoft Corp	539	0.72%	6,288
	<a href="#">msn.com</a>	479	0.64%	6,180
	Unresolved IP Address	60	0.08%	108
■ 13.	Road Runner	498	0.67%	1,304
	<a href="#">rr.com</a>	486	0.65%	1,248
	Unresolved IP Address	12	0.02%	56
■ 14.	Hurricane Electric	451	0.60%	736
	Unresolved IP Address	451	0.60%	736
■ 15.	Bell South Intellectual Property Corporation	399	0.53%	1,037
	<a href="#">bellsouth.net</a>	332	0.44%	813
	Unresolved IP Address	44	0.06%	113
	<a href="#">pipeline-wireless.com</a>	5	0.01%	6
	<a href="#">shawgrp.com</a>	4	0.01%	55
	<a href="#">brittpaulk.com</a>	1	0.00%	1
	<a href="#">nsdecatur.com</a>	1	0.00%	18
	<a href="#">k12.nc.us</a>	1	0.00%	2
	<a href="#">rocler.com</a>	1	0.00%	2
	<a href="#">swoca.net</a>	1	0.00%	1
	<a href="#">ictxwavemedia.net</a>	1	0.00%	1
	<a href="#">belwave.com</a>	1	0.00%	8
	<a href="#">wpb.org</a>	1	0.00%	1
	<a href="#">zapeng.com</a>	1	0.00%	3
	<a href="#">gulliverschools.org</a>	1	0.00%	2
	<a href="#">es2.com</a>	1	0.00%	3
	<a href="#">integrity.com</a>	1	0.00%	6
	<a href="#">gts3210.com</a>	1	0.00%	1
	<a href="#">openband.net</a>	1	0.00%	1
■ 16.	Ask Jeeves Inc.	389	0.52%	2,965
	<a href="#">ask.com</a>	273	0.37%	2,801
	Unresolved IP Address	116	0.16%	164
■ 17.	CHARTER COMMUNICATIONS	385	0.52%	970
	<a href="#">charter.com</a>	366	0.49%	920

	<b>Organization Domain Name</b>	<b>Visits</b>	<b>% Visits</b>	<b>Hits</b>
	Unresolved IP Address	15	0.02%	41
	<a href="#">stmarksschool.org</a>	1	0.00%	1
	<a href="#">centracare.com</a>	1	0.00%	1
	<a href="#">k12.wi.us</a>	1	0.00%	1
	<a href="#">duluthport.com</a>	1	0.00%	6
■ 18.	Comcast Cable Communications	379	0.51%	990
	<a href="#">comcast.net</a>	375	0.50%	983
	Unresolved IP Address	4	0.01%	7
■ 19.	Adelphia	354	0.47%	900
	<a href="#">adelphia.net</a>	349	0.47%	891
	Unresolved IP Address	5	0.01%	9
■ 20.	Asia Pacific Network Information Centre	346	0.46%	1,227
	Unresolved IP Address	152	0.20%	549
	<a href="#">touchtelindia.net</a>	36	0.05%	117
	<a href="#">net.my</a>	24	0.03%	58
	<a href="#">hinet.net</a>	19	0.03%	38
	<a href="#">dion.ne.jp</a>	11	0.01%	12
	<a href="#">NCTU.edu.tw</a>	11	0.01%	109
	<a href="#">pldt.net</a>	9	0.01%	11
	<a href="#">pacific.net.sg</a>	6	0.01%	7
	<a href="#">eth.net</a>	6	0.01%	10
	<a href="#">vsnl.net.in</a>	6	0.01%	26
	<a href="#">ocn.ne.jp</a>	5	0.01%	23
	<a href="#">plala.or.jp</a>	5	0.01%	28
	<a href="#">pacific.net.ph</a>	4	0.01%	6
	<a href="#">ntu.edu.tw</a>	4	0.01%	13
	<a href="#">bigpond.net.au</a>	4	0.01%	5
	<a href="#">pacific.net.th</a>	4	0.01%	88
	<a href="#">ucom.ne.jp</a>	4	0.01%	59
	<a href="#">snu.ac.kr</a>	3	0.00%	11
	<a href="#">tmns.net.au</a>	3	0.00%	3
	<a href="#">giga.net.tw</a>	3	0.00%	3
■ 21.	COX COMMUNICATIONS	301	0.40%	827
	<a href="#">cox.net</a>	297	0.40%	820
	<a href="#">sbcox.net</a>	2	0.00%	3
	Unresolved IP Address	2	0.00%	4
■ 22.	Cox Communications Inc.	288	0.39%	966
	<a href="#">cox.net</a>	278	0.37%	935
	Unresolved IP Address	6	0.01%	18
	<a href="#">cox-nat-1-suffieldacademy.com</a>	3	0.00%	12

	Organization Domain Name	Visits	% Visits	Hits
	<a href="#">cog.tx.us</a>	1	0.00%	1
■ 23.	Comcast Cable Communications, Inc	275	0.37%	730
	<a href="#">comcast.net</a>	267	0.36%	711
	Unresolved IP Address	8	0.01%	19
■ 24.	Comcast Cable Communications Holdings, Inc.	266	0.36%	682
	<a href="#">comcast.net</a>	256	0.34%	660
	Unresolved IP Address	10	0.01%	22
■ 25.	Comcast Cable Communications, IP Services	263	0.35%	695
	<a href="#">comcast.net</a>	236	0.32%	631
	Unresolved IP Address	27	0.04%	64
■ 26.	PROVIDER Local Registry	261	0.35%	632
	Unresolved IP Address	111	0.15%	300
	<a href="#">bulldogdsl.com</a>	53	0.07%	58
	<a href="#">proxad.net</a>	24	0.03%	73
	<a href="#">pol.co.uk</a>	16	0.02%	76
	<a href="#">adsl.cybercity.dk</a>	5	0.01%	5
	<a href="#">ttnet.net.tr</a>	5	0.01%	20
	<a href="#">blueyonder.co.uk</a>	5	0.01%	7
	<a href="#">barak-online.net</a>	4	0.01%	20
	<a href="#">lb.home.nl</a>	3	0.00%	3
	<a href="#">fastres.net</a>	3	0.00%	4
	<a href="#">planetsky.com</a>	2	0.00%	2
	<a href="#">customer.teleport-iabg.de</a>	2	0.00%	2
	<a href="#">generic-hostname.arrownet.dk</a>	2	0.00%	2
	<a href="#">adsl.wanadoo.nl</a>	1	0.00%	1
	<a href="#">dclient.hispeed.ch</a>	1	0.00%	2
	<a href="#">demon.co.uk</a>	1	0.00%	3
	<a href="#">b.astral.ro</a>	1	0.00%	1
	<a href="#">telecomputing.se</a>	1	0.00%	1
	<a href="#">rdscj.ro</a>	1	0.00%	1
	<a href="#">clients.easynet.fr</a>	1	0.00%	2
■ 27.	Qwest Communications International Inc.	260	0.35%	824
	<a href="#">qwest.net</a>	215	0.29%	686
	Unresolved IP Address	38	0.05%	123
	<a href="#">edgroup.us</a>	1	0.00%	1
	<a href="#">oslc.org</a>	1	0.00%	2
	<a href="#">habitatmanagementinc.com</a>	1	0.00%	2
	<a href="#">tetonwireless.com</a>	1	0.00%	1
	<a href="#">portofportland.com</a>	1	0.00%	4

	Organization Domain Name	Visits	% Visits	Hits
	<a href="#">busproject.org</a>	1	0.00%	2
	<a href="#">thf.com</a>	1	0.00%	3
■ 28.	Lycos, Inc	250	0.33%	321
	<a href="#">lycos.com</a>	250	0.33%	321
■ 29.	Verizon Internet Services	230	0.31%	623
	<a href="#">verizon.net</a>	208	0.28%	559
	Unresolved IP Address	18	0.02%	59
	<a href="#">cc.md.us</a>	1	0.00%	1
	<a href="#">cal.md.us</a>	1	0.00%	1
	<a href="#">caldwell.edu</a>	1	0.00%	2
	<a href="#">atlantiscs.org</a>	1	0.00%	1
■ 30.	University of Illinois at Urbana Champaign	227	0.30%	618
	<a href="#">uiuc.edu</a>	212	0.28%	594
	Unresolved IP Address	10	0.01%	13
	<a href="#">riverglassinc.com</a>	4	0.01%	9
	<a href="#">hazmgmt.com</a>	1	0.00%	2
■ 31.	Verizon Internet Services Inc.	227	0.30%	723
	<a href="#">verizon.net</a>	220	0.29%	697
	Unresolved IP Address	7	0.01%	26
■ 32.	CSC Holdings, Inc.	225	0.30%	557
	<a href="#">optonline.net</a>	223	0.30%	553
	Unresolved IP Address	2	0.00%	4
■ 33.	Picsearch AB	215	0.29%	620
	<a href="#">picsearch.com</a>	215	0.29%	620
■ 34.	Hotmail Corporation	211	0.28%	1,257
	<a href="#">msn.com</a>	179	0.24%	1,024
	<a href="#">phx.gbl</a>	28	0.04%	224
	Unresolved IP Address	4	0.01%	9
■ 35.	Videsh Sanchar Nigam Ltd - India.	190	0.25%	575
	<a href="#">vsnl.net.in</a>	115	0.15%	327
	Unresolved IP Address	58	0.08%	153
	<a href="#">eth.net</a>	12	0.02%	69
	<a href="#">seyyone.co.in</a>	2	0.00%	2
	<a href="#">iacs.res.in</a>	1	0.00%	22
	<a href="#">iitb.ac.in</a>	1	0.00%	1
	<a href="#">barc.ernet.in</a>	1	0.00%	1
■ 36.	Level 3 Communications, Inc.	181	0.24%	433
	<a href="#">Level3.net</a>	134	0.18%	355
	<a href="#">intelliseek.com</a>	24	0.03%	24
	Unresolved IP Address	9	0.01%	22

	Organization Domain Name	Visits	% Visits	Hits
	<a href="#">halliburton.com</a>	4	0.01%	6
	<a href="#">yahoo.com</a>	3	0.00%	3
	<a href="#">ufl.edu</a>	2	0.00%	12
	<a href="#">dsl-verizon.net</a>	1	0.00%	3
	<a href="#">calacademy.org</a>	1	0.00%	3
	<a href="#">gte.net</a>	1	0.00%	3
	<a href="#">hcsc.net</a>	1	0.00%	1
	<a href="#">imclone.com</a>	1	0.00%	1
■ 37.	Southern California Water Company	174	0.23%	1,989
	Unresolved IP Address	174	0.23%	1,989
■ 38.	KOREA TELECOM	171	0.23%	336
	Unresolved IP Address	171	0.23%	336
■ 39.	Fast Search & Transfer, Inc	170	0.23%	15,232
	Unresolved IP Address	119	0.16%	14,476
	<a href="#">fastsearch.net</a>	51	0.07%	756
■ 40.	Latin American and Caribbean IP address Regional Registry	168	0.23%	610
	Unresolved IP Address	55	0.07%	161
	<a href="#">speedy.net.pe</a>	20	0.03%	89
	<a href="#">prod-infinitum.com.mx</a>	19	0.03%	66
	<a href="#">uninet-ide.com.mx</a>	5	0.01%	21
	<a href="#">iqm.unicamp.br</a>	5	0.01%	15
	<a href="#">telecom.net.ar</a>	4	0.01%	9
	<a href="#">veloxzone.com.br</a>	4	0.01%	5
	<a href="#">brasiltelecom.net.br</a>	4	0.01%	10
	<a href="#">cable.net.co</a>	4	0.01%	6
	<a href="#">prod-empresarial.com.mx</a>	3	0.00%	6
	<a href="#">fibertel.com.ar</a>	3	0.00%	4
	<a href="#">telesp.net.br</a>	3	0.00%	4
	<a href="#">vtr.net</a>	2	0.00%	145
	<a href="#">anteldata.net.uy</a>	2	0.00%	2
	<a href="#">com.br</a>	2	0.00%	9
	<a href="#">eesc.usp.br</a>	2	0.00%	2
	<a href="#">virtua.com.br</a>	2	0.00%	2
	<a href="#">prima.net.ar</a>	1	0.00%	2
	<a href="#">intercorp.com.br</a>	1	0.00%	1
	<a href="#">bk10-dsl.surnet.cl</a>	1	0.00%	2
■ 41.	University of California, Los Angeles	158	0.21%	1,115
	<a href="#">ucla.edu</a>	140	0.19%	925
	Unresolved IP Address	18	0.02%	190



	Organization Domain Name	Visits	% Visits	Hits
■ 42.	UUNET Technologies, Inc.	151	0.20%	511
	Unresolved IP Address	99	0.13%	406
	<a href="#">uu.net</a>	23	0.03%	49
	<a href="#">alter.net</a>	5	0.01%	7
	<a href="#">ev1servers.net</a>	5	0.01%	14
	<a href="#">mindspring.com</a>	2	0.00%	2
	<a href="#">kpf.com</a>	2	0.00%	2
	<a href="#">teoma.com</a>	2	0.00%	2
	<a href="#">blythhomescents.com</a>	2	0.00%	15
	<a href="#">acordia.com</a>	1	0.00%	2
	<a href="#">wideopenwest.com</a>	1	0.00%	1
	<a href="#">rmtinc.com</a>	1	0.00%	1
	<a href="#">smiths-group.com</a>	1	0.00%	2
	<a href="#">leica-microsystems.com</a>	1	0.00%	1
	<a href="#">sharpsec.com</a>	1	0.00%	1
	<a href="#">shimadzu.com</a>	1	0.00%	1
	<a href="#">nrdc.org</a>	1	0.00%	2
	<a href="#">dudek.com</a>	1	0.00%	1
<a href="#">noaa.gov</a>	1	0.00%	1	
<a href="#">arinc.com</a>	1	0.00%	1	
■ 43.	NIB	149	0.20%	336
	Unresolved IP Address	147	0.20%	334
	<a href="#">bsnl.co.in</a>	2	0.00%	2
■ 44.	Texas A&M University	146	0.20%	561
	<a href="#">tamu.edu</a>	118	0.16%	478
	Unresolved IP Address	27	0.04%	81
	<a href="#">tamus.edu</a>	1	0.00%	2
■ 45.	ASSERTIVENET	144	0.19%	179
	<a href="#">gigablast.com</a>	106	0.14%	141
	Unresolved IP Address	38	0.05%	38
■ 46.	Earthlink, Inc.	144	0.19%	415
	<a href="#">mindspring.com</a>	116	0.16%	354
	<a href="#">earthlink.net</a>	26	0.03%	56
	Unresolved IP Address	2	0.00%	5
■ 47.	National Internet Backbone	140	0.19%	559
	Unresolved IP Address	133	0.18%	539
	<a href="#">cat.ernet.in</a>	3	0.00%	3
	<a href="#">nitk.ac.in</a>	2	0.00%	2
	<a href="#">nio.org</a>	2	0.00%	15
■ 48.	North Carolina State University	139	0.19%	747

	<b>Organization Domain Name</b>	<b>Visits</b>	<b>% Visits</b>	<b>Hits</b>
	<a href="#">ncsu.edu</a>	125	0.17%	724
	Unresolved IP Address	13	0.02%	21
	<a href="#">ajgambli-ibm</a>	1	0.00%	2
■ 49.	Covad Communications Company	136	0.18%	420
	<a href="#">covad.net</a>	132	0.18%	412
	Unresolved IP Address	2	0.00%	5
	<a href="#">adi-sandiego.com</a>	1	0.00%	1
	<a href="#">infosyslabs.com</a>	1	0.00%	2
■ 50.	Road Runner-Commercial	134	0.18%	319
	<a href="#">rr.com</a>	102	0.14%	259
	<a href="#">intera.com</a>	8	0.01%	12
	<a href="#">environmentalenergytech.com</a>	7	0.01%	15
	Unresolved IP Address	5	0.01%	15
	<a href="#">une.edu</a>	2	0.00%	3
	<a href="#">psrb.com</a>	2	0.00%	3
	<a href="#">arnoldandsheridan.com</a>	1	0.00%	1
	<a href="#">techsolve.org</a>	1	0.00%	1
	<a href="#">devinetarbell.com</a>	1	0.00%	1
	<a href="#">klemmtanklines.com</a>	1	0.00%	3
	<a href="#">tlgcre.com</a>	1	0.00%	2
	<a href="#">k12.nc.us</a>	1	0.00%	1
	<a href="#">townofchapelhill.org</a>	1	0.00%	2
	<a href="#">joemoney.com</a>	1	0.00%	1
■ 51.	University of Michigan -- ITD	128	0.17%	353
	<a href="#">umich.edu</a>	115	0.15%	332
	Unresolved IP Address	13	0.02%	21
■ 52.	Yahoo	118	0.16%	3,655
	<a href="#">yahoo.com</a>	79	0.11%	3,606
	<a href="#">inktomisearch.com</a>	34	0.05%	34
	Unresolved IP Address	5	0.01%	15
■ 53.	ThePlanet.com Internet Services, Inc.	117	0.16%	162
	<a href="#">theplanet.com</a>	116	0.16%	160
	<a href="#">websitewelcome.com</a>	1	0.00%	2
■ 54.	XO Communications, Inc	109	0.15%	254
	<a href="#">xo.net</a>	60	0.08%	139
	<a href="#">acnenergy.com</a>	9	0.01%	31
	<a href="#">secondstart.com</a>	7	0.01%	20
	Unresolved IP Address	6	0.01%	14
	<a href="#">tritonsystems.com</a>	5	0.01%	9
	<a href="#">aerodyne.com</a>	4	0.01%	12

	Organization Domain Name	Visits	% Visits	Hits
	<a href="#">fedsources.com</a>	2	0.00%	2
	<a href="#">k12.mi.us</a>	2	0.00%	6
	<a href="#">communitywisp.com</a>	2	0.00%	2
	<a href="#">menziecura.com</a>	2	0.00%	7
	<a href="#">sgrlaw.com</a>	1	0.00%	1
	<a href="#">cableaz.com</a>	1	0.00%	1
	<a href="#">ppp.northrock.bm</a>	1	0.00%	1
	<a href="#">stlv.net</a>	1	0.00%	1
	<a href="#">sdenenergy.org</a>	1	0.00%	1
	<a href="#">paratransit.org</a>	1	0.00%	1
	<a href="#">nanofilm.cc</a>	1	0.00%	1
	<a href="#">transwestern.net</a>	1	0.00%	3
	<a href="#">hazenusa.com</a>	1	0.00%	1
	<a href="#">freightdesk.com</a>	1	0.00%	1
■ 55.	Michigan State University	108	0.14%	252
	<a href="#">msu.edu</a>	74	0.10%	197
	Unresolved IP Address	34	0.05%	55
■ 56.	Websense	105	0.14%	105
	<a href="#">twtelecom.net</a>	105	0.14%	105
■ 57.	University of Washington	105	0.14%	335
	<a href="#">washington.edu</a>	87	0.12%	262
	Unresolved IP Address	18	0.02%	73
■ 58.	University of Wisconsin	102	0.14%	260
	Unresolved IP Address	50	0.07%	133
	<a href="#">wisc.edu</a>	45	0.06%	110
	<a href="#">wiscnet.net</a>	6	0.01%	14
	<a href="#">fpm1482</a>	1	0.00%	3
■ 59.	Community of Science	102	0.14%	293
	<a href="#">cos.com</a>	102	0.14%	293
■ 60.	Adelphia Communications Corp.	101	0.14%	269
	<a href="#">adelphia.net</a>	101	0.14%	269
■ 61.	Research Triangle Institute	99	0.13%	185
	<a href="#">rti.org</a>	99	0.13%	185
■ 62.	Battelle Pacific Northwest Laboratory	97	0.13%	285
	<a href="#">pnl.gov</a>	95	0.13%	279
	Unresolved IP Address	2	0.00%	6
■ 63.	University of Florida	96	0.13%	240
	<a href="#">ufl.edu</a>	77	0.10%	195
	Unresolved IP Address	19	0.03%	45
■ 64.	Sprint - Advanced Network Services	95	0.13%	305

	Organization Domain Name	Visits	% Visits	Hits
	<a href="#">sprint-hsd.net</a>	79	0.11%	271
	Unresolved IP Address	16	0.02%	34
65.	University of Maine System	95	0.13%	276
	<a href="#">maine.edu</a>	90	0.12%	262
	Unresolved IP Address	5	0.01%	14
66.	AfriNIC - www.afrinic.net	93	0.12%	390
	Unresolved IP Address	72	0.10%	334
	<a href="#">saix.net</a>	4	0.01%	6
	<a href="#">netcomng.com</a>	4	0.01%	5
	<a href="#">racsa.co.cr</a>	3	0.00%	7
	<a href="#">vodacom.co.za</a>	2	0.00%	4
	<a href="#">iam.net.ma</a>	2	0.00%	4
	<a href="#">accesskenya.com</a>	2	0.00%	22
	<a href="#">mtn.co.za</a>	2	0.00%	3
	<a href="#">telecomplus.net</a>	1	0.00%	1
	<a href="#">catie.ac.cr</a>	1	0.00%	4
67.	Purdue University	92	0.12%	302
	<a href="#">purdue.edu</a>	87	0.12%	282
	Unresolved IP Address	5	0.01%	20
68.	Energy Group, Inc.	92	0.12%	851
	Unresolved IP Address	92	0.12%	851
69.	IBM Corporation	92	0.12%	673
	<a href="#">ibm.com</a>	84	0.11%	664
	Unresolved IP Address	6	0.01%	6
	<a href="#">freshdelmonte.com</a>	1	0.00%	1
	<a href="#">dhs.gov</a>	1	0.00%	2
70.	Comcast Cable Communications Holdings, Inc	90	0.12%	237
	<a href="#">comcast.net</a>	89	0.12%	236
	Unresolved IP Address	1	0.00%	1
71.	RCN	90	0.12%	249
	<a href="#">rcn.com</a>	89	0.12%	244
	Unresolved IP Address	1	0.00%	5
72.	AT&T Corp.	90	0.12%	200
	<a href="#">insightBB.com</a>	40	0.05%	60
	Unresolved IP Address	21	0.03%	79
	<a href="#">mchsi.com</a>	16	0.02%	38
	<a href="#">dowjones.com</a>	8	0.01%	16
	<a href="#">mascohq.com</a>	3	0.00%	4
	<a href="#">labcorp.com</a>	1	0.00%	1

	Organization Domain Name	Visits	% Visits	Hits
	<a href="#">pirmie.com</a>	1	0.00%	2
■ 73.	DELEGATED BLOCK	86	0.12%	232
	<a href="#">exabot.com</a>	83	0.11%	219
	<a href="#">exalead.com</a>	1	0.00%	1
	Unresolved IP Address	1	0.00%	1
	<a href="#">ite.waw.pl</a>	1	0.00%	11
■ 74.	Georgia Institute of Technology	85	0.11%	283
	<a href="#">gatech.edu</a>	76	0.10%	260
	Unresolved IP Address	9	0.01%	23
■ 75.	Satyam Infoway Limited	84	0.11%	303
	<a href="#">sify.net</a>	74	0.10%	231
	Unresolved IP Address	9	0.01%	71
	<a href="#">mdi.ac.in</a>	1	0.00%	1
■ 76.	University of Minnesota	83	0.11%	258
	<a href="#">umn.edu</a>	81	0.11%	256
	Unresolved IP Address	2	0.00%	2
■ 77.	University of California at San Diego	82	0.11%	191
	<a href="#">ucsd.edu</a>	63	0.08%	117
	Unresolved IP Address	19	0.03%	74
■ 78.	Oregon State University	81	0.11%	225
	<a href="#">oregonstate.edu</a>	59	0.08%	190
	<a href="#">ORST.EDU</a>	20	0.03%	32
	Unresolved IP Address	2	0.00%	3
■ 79.	University of South Florida	80	0.11%	165
	<a href="#">usf.edu</a>	48	0.06%	122
	Unresolved IP Address	30	0.04%	40
	<a href="#">publicic14</a>	1	0.00%	2
	<a href="#">usgs.gov</a>	1	0.00%	1
■ 80.	Pacific Bell Internet Services	80	0.11%	313
	<a href="#">pacbell.net</a>	47	0.06%	178
	Unresolved IP Address	14	0.02%	82
	<a href="#">sbcglobal.net</a>	3	0.00%	5
	<a href="#">o1.com</a>	2	0.00%	9
	<a href="#">epix.net</a>	2	0.00%	2
	<a href="#">dst.ca.us</a>	2	0.00%	3
	<a href="#">sapphosenvironmental.com</a>	2	0.00%	4
	<a href="#">redhorsecommunications.com</a>	1	0.00%	9
	<a href="#">biltmorecomm.com</a>	1	0.00%	1
	<a href="#">usfamily.net</a>	1	0.00%	6
	<a href="#">cwu.edu</a>	1	0.00%	1

	Organization Domain Name	Visits	% Visits	Hits
	<a href="#">sonic.net</a>	1	0.00%	1
	<a href="#">wvfibernet.net</a>	1	0.00%	3
	<a href="#">skybest.com</a>	1	0.00%	1
	<a href="#">nctv.com</a>	1	0.00%	8
■ 81.	Texas Parks & Wildlife Department	80	0.11%	81
	Unresolved IP Address	79	0.11%	80
	<a href="#">state.tx.us</a>	1	0.00%	1
■ 82.	University of Utah	79	0.11%	242
	<a href="#">utah.edu</a>	73	0.10%	228
	Unresolved IP Address	6	0.01%	14
■ 83.	Cornell University	79	0.11%	230
	<a href="#">cornell.edu</a>	53	0.07%	156
	Unresolved IP Address	22	0.03%	70
	<a href="#">nsdl.org</a>	4	0.01%	4
■ 84.	Internet Allegiance, Inc.	79	0.11%	190
	<a href="#">algx.net</a>	66	0.09%	157
	<a href="#">implantsciences.com</a>	5	0.01%	22
	Unresolved IP Address	2	0.00%	2
	<a href="#">pci-intl.com</a>	1	0.00%	1
	<a href="#">eenews.net</a>	1	0.00%	1
	<a href="#">worldhope.net</a>	1	0.00%	1
	<a href="#">enjet.com</a>	1	0.00%	4
	<a href="#">mcsearch.net</a>	1	0.00%	1
	<a href="#">lewis-burke.com</a>	1	0.00%	1
■ 85.	Yale University	78	0.10%	411
	<a href="#">yale.edu</a>	76	0.10%	409
	Unresolved IP Address	2	0.00%	2
■ 86.	IP pools	77	0.10%	196
	<a href="#">btcentralplus.com</a>	72	0.10%	188
	Unresolved IP Address	4	0.01%	7
	<a href="#">btopenworld.com</a>	1	0.00%	1
■ 87.	Convera Corp.	77	0.10%	4,726
	<a href="#">attens.net</a>	77	0.10%	4,726
■ 88.	America OnLine	77	0.10%	224
	<a href="#">aol.com</a>	71	0.10%	203
	Unresolved IP Address	6	0.01%	21
■ 89.	University of South Carolina	76	0.10%	168
	Unresolved IP Address	67	0.09%	153
	<a href="#">sc.edu</a>	9	0.01%	15
■ 90.	Carnegie-Mellon University	76	0.10%	131

	Organization Domain Name	Visits	% Visits	Hits
	<a href="#">CMU.EDU</a>	56	0.08%	89
	Unresolved IP Address	20	0.03%	42
■ 91.	National Aeronautics and Space Administration	75	0.10%	217
	<a href="#">nasa.gov</a>	46	0.06%	162
	Unresolved IP Address	17	0.02%	26
	<a href="#">bigelow.org</a>	12	0.02%	29
■ 92.	Ohio State University	74	0.10%	251
	<a href="#">ohio-state.edu</a>	68	0.09%	206
	Unresolved IP Address	6	0.01%	45
■ 93.	Everyones Internet, Inc.	74	0.10%	148
	<a href="#">ev1servers.net</a>	55	0.07%	113
	<a href="#">linksmanager.com</a>	14	0.02%	17
	<a href="#">ev1.net</a>	3	0.00%	13
	<a href="#">ir.cx</a>	1	0.00%	4
	<a href="#">collectivetrust.com</a>	1	0.00%	1
■ 94.	PROVIDER	73	0.10%	243
	Unresolved IP Address	42	0.06%	193
	<a href="#">auna.net</a>	14	0.02%	26
	<a href="#">cafe.tg</a>	2	0.00%	2
	<a href="#">net.novis.pt</a>	2	0.00%	2
	<a href="#">blueyonder.co.uk</a>	2	0.00%	2
	<a href="#">ba.nextra.sk</a>	2	0.00%	4
	<a href="#">limes.com.pl</a>	1	0.00%	1
	<a href="#">arrakis.es</a>	1	0.00%	1
	<a href="#">cm-upc.chello.se</a>	1	0.00%	1
	<a href="#">squ.edu.om</a>	1	0.00%	1
	<a href="#">usul.arrakis.es</a>	1	0.00%	1
	<a href="#">clarke-energy.com</a>	1	0.00%	1
	<a href="#">sn.net</a>	1	0.00%	1
	<a href="#">otenet.gr</a>	1	0.00%	1
	<a href="#">divona.net</a>	1	0.00%	6
■ 95.	University of California, Davis	72	0.10%	180
	Unresolved IP Address	47	0.06%	129
	<a href="#">ucdavis.edu</a>	25	0.03%	51
■ 96.	University Of Kentucky	71	0.10%	294
	Unresolved IP Address	59	0.08%	236
	<a href="#">uky.edu</a>	12	0.02%	58
■ 97.	Southern Illinois University	71	0.10%	158
	<a href="#">siu.edu</a>	70	0.09%	157

	<b>Organization Domain Name</b>	<b>Visits</b>	<b>% Visits</b>	<b>Hits</b>
	Unresolved IP Address	1	0.00%	1
■ 98.	Pennsylvania State University	71	0.10%	184
	<a href="#">psu.edu</a>	52	0.07%	140
	Unresolved IP Address	19	0.03%	44
■ 99.	Shaw Cablestems G.P.	70	0.09%	117
	<a href="#">shawcable.net</a>	62	0.08%	95
	Unresolved IP Address	8	0.01%	22
■ 100.	University of Cincinnati	70	0.09%	250
	<a href="#">uc.edu</a>	69	0.09%	248
	Unresolved IP Address	1	0.00%	2
	<b>Subtotal for rows: 1 - 100</b>	<b>48,891</b>	<b>65.49%</b>	<b>148,961</b>
	<b>Other</b>	<b>25,767</b>	<b>34.51%</b>	<b>107,852</b>
	<b>Total</b>	<b>74,658</b>	<b>100.00%</b>	<b>256,813</b>

items 1-100 of 200



## Organizations - Help Card



### Column Definitions

#### Organization

The name of the organization, which could be a company, a government agency, a school, or any other type of organization. This name was determined by either of the following methods:

- The visitor's IP address matched an Intranet Domain configuration within the Admin Console.
- Looking up the visitor's IP address in the WebTrends GeoTrends Database.

#### Unknown

The organization could not be determined.

#### Domain Name

The text name (for example, webtrends.com) corresponding to the visitor's IP address. The domain name can be determined from any of the following methods:

- The domain was logged by the web server.
- The IP address matched an Intranet Domain configuration within the Admin Console.
- DNS resolution.

IP addresses that do not resolve to a domain by these methods are categorized as follows:

- Reserved IP Address - The IP address falls within a block of reserved addresses. For example, 192.168.x.x and 10.x.x.x addresses are reserved for private networks.
- Unresolved IP Address - Category for IP addresses that did not resolve to a domain (perhaps because DNS resolution was disabled).

The domain name shown is the second-level domain name, such as webtrends.com. For example, all visitors from sales.webtrends.com, us.sales.webtrends.com, and service.webtrends.com are combined in the statistics for webtrends.com. If the top-level domain name is a country code, then the third-level domain name is shown also (for example, anycompany.com.au).

#### Visits

Number of visits to your site from this organization. A visit is a series of actions that begins when a visitor views their first page from the server, and ends when the visitor leaves the site or remains idle beyond the idle-time limit. The default idle-time limit is thirty minutes. This time limit can be changed by the system administrator.

#### Hits

Number of hits to your site from this organization. Each file requested by a visitor registers as a hit. There can be several hits on each page. While the volume of hits reflects the amount of server traffic, it is not an accurate reflection of the number of pages viewed.



### **Report Descriptions**

Use this information when you are interested in an organization as a whole, such as Webtrends Inc. You can identify the major domain names from each company, such as webtrends.com from WebTrends Inc.

# Authenticated Usernames

This report identifies the true name and activity level of the visitors logging onto a server that requires a user name and password.

## Authenticated Usernames Trend

No data is available for this graph.

## Authenticated Usernames

No data is available for this graph.

## Authenticated Usernames

No data is available for this table.

## Authenticated Usernames - Help Card



### Column Definitions

#### Authenticated Username

A visitor tracked by user name and password rather than by IP address. You may find more authenticated user names than total visitors because several persons may be using the same IP address. Since many ISPs dynamically assign IP addresses, and since multiple visitors may use a single IP address, authentication is a much more accurate way to identify visitors.

#### Visits

Number of times the specified visitor visited your site. A visit is a series of actions that begins when a visitor views their first page from the server, and ends when the visitor leaves the site or remains idle beyond the idle-time limit. The default idle-time limit is thirty minutes. This time limit can be changed by the system administrator.

#### Hits

Number of hits generated by the specified visitor. Each file requested by a visitor registers as a hit. There can be several hits on each page. While the volume of hits reflects the amount of server traffic, it is not an accurate reflection of the number of pages viewed.

#### %

Percentage of visits or hits to your site by the specified visitor out of those by all authenticated user names.



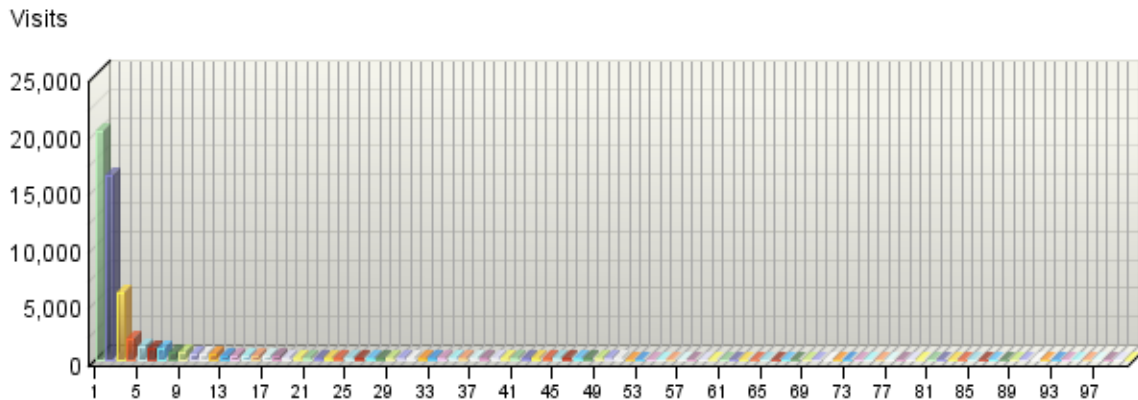
### Report Descriptions

You may use this information for your marketing efforts, such as special promotions or newsletters.

# Domain Names

This report lists the domain name that generates the most activity to your web site.

## Domain Names



## Domain Names

	Domain Name	Visits	% Visits	Hits
1.	<a href="#">inktomisearch.com</a>	20,027	26.82%	23,443
2.	Unresolved IP Address	16,215	21.72%	73,004
3.	<a href="#">googlebot.com</a>	5,907	7.91%	23,029
4.	<a href="#">comcast.net</a>	1,794	2.40%	5,231
5.	<a href="#">rr.com</a>	1,104	1.48%	3,093
6.	<a href="#">aol.com</a>	1,043	1.40%	1,509
7.	<a href="#">verizon.net</a>	938	1.26%	11,955
8.	<a href="#">cox.net</a>	660	0.88%	1,948
9.	<a href="#">msn.com</a>	658	0.88%	7,204
10.	<a href="#">cosmixcorp.com</a>	572	0.77%	982
11.	<a href="#">pacbell.net</a>	454	0.61%	1,161
12.	<a href="#">adelphia.net</a>	453	0.61%	1,182
13.	<a href="#">charter.com</a>	398	0.53%	1,081
14.	<a href="#">bellsouth.net</a>	384	0.51%	939
15.	<a href="#">ameritech.net</a>	293	0.39%	918
16.	<a href="#">qwest.net</a>	289	0.39%	851
17.	<a href="#">swbell.net</a>	285	0.38%	802
18.	<a href="#">ask.com</a>	273	0.37%	2,801
19.	<a href="#">lycos.com</a>	250	0.33%	321

	<b>Domain Name</b>	<b>Visits</b>	<b>% Visits</b>	<b>Hits</b>
20.	<a href="http://optonline.net">optonline.net</a>	224	0.30%	556
21.	<a href="http://picsearch.com">picsearch.com</a>	215	0.29%	620
22.	<a href="http://uiuc.edu">uiuc.edu</a>	212	0.28%	594
23.	<a href="http://mindspring.com">mindspring.com</a>	175	0.23%	478
24.	<a href="http://twtelecom.net">twtelecom.net</a>	144	0.19%	3,844
25.	<a href="http://Level3.net">Level3.net</a>	140	0.19%	361
26.	<a href="http://ucla.edu">ucla.edu</a>	140	0.19%	925
27.	<a href="http://covad.net">covad.net</a>	135	0.18%	420
28.	<a href="http://ncsu.edu">ncsu.edu</a>	125	0.17%	724
29.	<a href="http://vsnl.net.in">vsnl.net.in</a>	124	0.17%	356
30.	<a href="http://rima-tde.net">rima-tde.net</a>	120	0.16%	279
31.	<a href="http://tamu.edu">tamu.edu</a>	118	0.16%	478
32.	<a href="http://theplanet.com">theplanet.com</a>	116	0.16%	160
33.	<a href="http://umich.edu">umich.edu</a>	115	0.15%	332
34.	<a href="http://army.mil">army.mil</a>	114	0.15%	271
35.	<a href="http://sympatico.ca">sympatico.ca</a>	111	0.15%	333
36.	<a href="http://gigablast.com">gigablast.com</a>	106	0.14%	141
37.	<a href="http://cos.com">cos.com</a>	102	0.14%	293
38.	<a href="http://insightBB.com">insightBB.com</a>	100	0.13%	186
39.	<a href="http://rti.org">rti.org</a>	99	0.13%	185
40.	<a href="http://sprint-hsd.net">sprint-hsd.net</a>	98	0.13%	318
41.	<a href="http://pnl.gov">pnl.gov</a>	95	0.13%	279
42.	<a href="http://washington.edu">washington.edu</a>	91	0.12%	269
43.	<a href="http://epa.gov">epa.gov</a>	91	0.12%	666
44.	<a href="http://rcn.com">rcn.com</a>	91	0.12%	255
45.	<a href="http://maine.edu">maine.edu</a>	90	0.12%	262
46.	<a href="http://attens.net">attens.net</a>	89	0.12%	9,658
47.	<a href="http://sbcglobal.net">sbcglobal.net</a>	89	0.12%	218
48.	<a href="http://rogers.com">rogers.com</a>	88	0.12%	153
49.	<a href="http://purdue.edu">purdue.edu</a>	87	0.12%	282
50.	<a href="http://unc.edu">unc.edu</a>	87	0.12%	227
51.	<a href="http://Stanford.EDU">Stanford.EDU</a>	86	0.12%	1,773
52.	<a href="http://snet.net">snet.net</a>	84	0.11%	275
53.	<a href="http://hinet.net">hinet.net</a>	84	0.11%	339
54.	<a href="http://ibm.com">ibm.com</a>	84	0.11%	664
55.	<a href="http://exabot.com">exabot.com</a>	83	0.11%	219
56.	<a href="http://yahoo.com">yahoo.com</a>	82	0.11%	3,609
57.	<a href="http://umn.edu">umn.edu</a>	81	0.11%	256
58.	<a href="http://btcentralplus.com">btcentralplus.com</a>	81	0.11%	201
59.	<a href="http://navy.mil">navy.mil</a>	79	0.11%	157
60.	<a href="http://ufl.edu">ufl.edu</a>	79	0.11%	207

	Domain Name	Visits	% Visits	Hits
61.	pldt.net	78	0.10%	174
62.	gatech.edu	76	0.10%	260
63.	yale.edu	76	0.10%	409
64.	msu.edu	74	0.10%	197
65.	sify.net	74	0.10%	231
66.	nih.gov	73	0.10%	213
67.	utah.edu	73	0.10%	228
68.	noaa.gov	72	0.10%	138
69.	siu.edu	70	0.09%	157
70.	uc.edu	69	0.09%	248
71.	mchsi.com	68	0.09%	150
72.	ohio-state.edu	68	0.09%	206
73.	rutgers.edu	67	0.09%	199
74.	speakeasy.net	66	0.09%	175
75.	algx.net	66	0.09%	157
76.	ttnet.net.tr	66	0.09%	194
77.	Berkeley.EDU	66	0.09%	265
78.	abo.wanadoo.fr	66	0.09%	1,607
79.	shawcable.net	65	0.09%	98
80.	xo.net	65	0.09%	145
81.	telus.net	63	0.08%	110
82.	bulldogdsl.com	63	0.08%	86
83.	ucsd.edu	63	0.08%	117
84.	cmu.edu	60	0.08%	101
85.	evlservers.net	60	0.08%	127
86.	oregonstate.edu	60	0.08%	191
87.	iastate.edu	60	0.08%	187
88.	tds.net	58	0.08%	224
89.	unl.edu	58	0.08%	134
90.	pdx.edu	57	0.08%	215
91.	columbia.edu	57	0.08%	133
92.	touchtelindia.net	57	0.08%	177
93.	usgs.gov	56	0.08%	235
94.	vt.edu	56	0.08%	135
95.	uiowa.edu	56	0.08%	166
96.	duke.edu	56	0.08%	221
97.	blueyonder.co.uk	55	0.07%	106
98.	umd.edu	55	0.07%	169
99.	af.mil	55	0.07%	110
100.	ntli.net	55	0.07%	86
<b>Subtotal for rows: 1 - 100</b>		<b>59,109</b>	<b>79.17%</b>	<b>201,758</b>

Domain Name	Visits	% Visits	Hits
Other	15,549	20.83%	55,055
Total	74,658	100.00%	256,813

items 1-100 of 200

## Domain Names - Help Card



### Column Definitions

#### Domain Name

The text name (for example, webtrends.com) corresponding to the visitor's IP address. The domain name can be determined from any of the following methods:

- The domain was logged by the web server.
- The IP address matched an Intranet Domain configuration within the Admin Console.
- DNS resolution.

IP addresses that do not resolve to a domain by these methods are categorized as follows:

- Reserved IP Address - The IP address falls within a block of reserved addresses. For example, 192.168.x.x and 10.x.x.x addresses are reserved for private networks.
- Unresolved IP Address - Category for IP addresses that did not resolve to a domain (perhaps because DNS resolution was disabled).

The domain name shown is the second-level domain name, such as webtrends.com. For example, all visitors from sales.webtrends.com, us.sales.webtrends.com, and service.webtrends.com are combined in the statistics for webtrends.com. If the top-level domain name is a country code, then the third-level domain name is shown also (for example, anycompany.com.au).

#### Visits

Number of visits to your site from this domain name. A visit is a series of actions that begins when a visitor views their first page from the server, and ends when the visitor leaves the site or remains idle beyond the idle-time limit. The default idle-time limit is thirty minutes. This time limit can be changed by the system administrator.

#### Hits

Number of hits to your site from this domain name. Each file requested by a visitor registers as a hit. There can be several hits on each page. While the volume of hits reflects the amount of server traffic, it is not an accurate reflection of the number of pages viewed.



### Report Descriptions

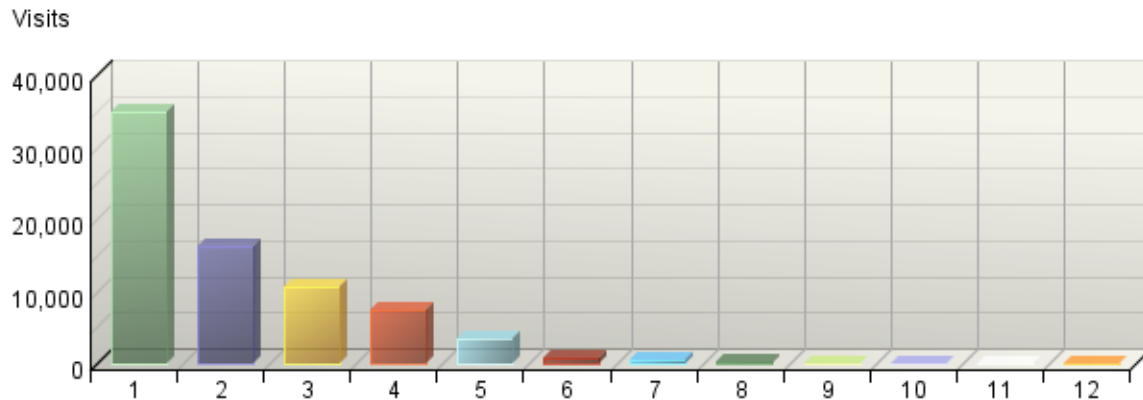
Use this information when you are interested in high-level domain names of visitors generating the most activity to your web site.



# Top-Level Domain Types

This report provides a breakdown of top-level domain types.

**Top-Level Domain Types**



**Top-Level Domain Types**

Top-Level Domain Types	Visits	% Visits	Hits
Commercial	34,940	46.80%	81,515
Unresolved IP Address	16,218	21.72%	73,007
Network	10,736	14.38%	55,413
Education	7,558	10.12%	25,892
Unknown	3,347	4.48%	13,401
Government	929	1.24%	2,970
Organization	618	0.83%	1,654
Military	279	0.37%	591
ARPANET	18	0.02%	30
Informational	10	0.01%	2,320
International	3	0.00%	3
Business	2	0.00%	17
<b>Total</b>	<b>74,658</b>	<b>100.00%</b>	<b>256,813</b>

items 1-12 of 12

## Top-Level Domain Types - Help Card



### Column Definitions

#### Reserved IP Address

The IP address falls within a block of reserved addresses. For example, 192.168.x.x and 10.x.x.x addresses are reserved for private networks.

#### Unresolved IP Address

Category for IP addresses that did not resolve to a domain (perhaps because DNS resolution was disabled).

#### Unknown

The domain suffix did not match any of the top-level domain categories.

#### Top-Level Domain

The suffix of a domain name. A top-level domain can be based on the type of organization (.com, .edu, .museum, .name, etc) or it can be a country code (.uk, .de, .jp, .us, etc.). The top-level domain can be used to identify the type of web site. The following is a partial list of how this report categorizes top-level domains:

- ARPANET: .arpa
- Commercial: .com .co .com.[country code] .co.[country code] .firm.co .firm.ve .ltd.uk .info .biz
- Education: .edu .edu.[country-code] .ed.[country code] .ac.[country code] .school.[country code] .k12.[country code] .re.kr .sch.uk .edunet.tn
- International: .int .int.co .int.ve .intl.tn
- Government: .gov .gov.[country code] .gove.[country code] .go.[country code]
- Military: .mil .mil.[country code]
- Network: .net .ad.jp .ne.kr .net.[country code]
- Organization: .org .or .org.[country code] .or.[country code]
- Personal: .name

#### Visits

Number of visits to your site from the specified top-level domain. A visit is a series of actions that begins when a visitor views their first page from the server, and ends when the visitor leaves the site or remains idle beyond the idle-time limit. The default idle-time limit is thirty minutes. This time limit can be changed by the system administrator.

#### Hits

Number of hits to your site from the specified top-level domain. Each file requested by a visitor registers as a hit. There can be several hits on each page. While the volume of hits reflects the amount of server traffic, it is not an accurate reflection of the number of pages viewed.



### Report Descriptions

Consider which types of organizations are interested in your site, and consider how you can interest other types of organizations.

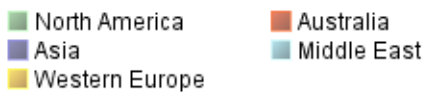
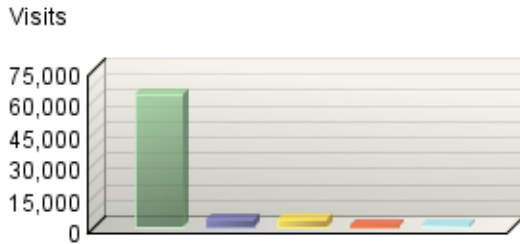
**Note:** This information can be displayed only if reverse DNS lookups have been performed. Even when DNS lookups are performed, some IP addresses cannot be resolved to a domain name.

**Total** - This represents the total visits or hits where there was sufficient information to identify the top-level domain. This number may be less than the total activity overall.

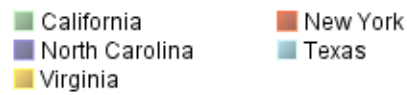
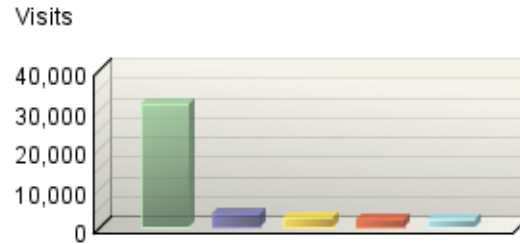
# Geography Dashboard

This page contains key graphs and tables that provide an overview of this chapter. When viewing through the on-demand interface, you can click on the title of a graph or table to navigate to the corresponding page.

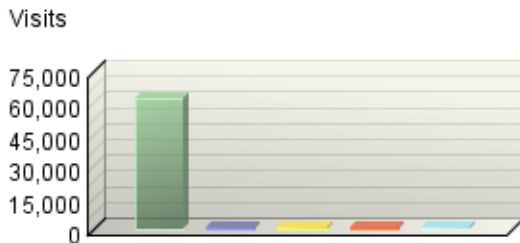
**Regions**



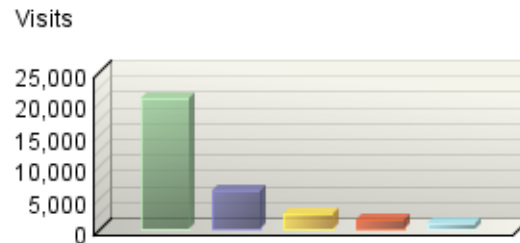
**North American States and Provinces**



**Countries**



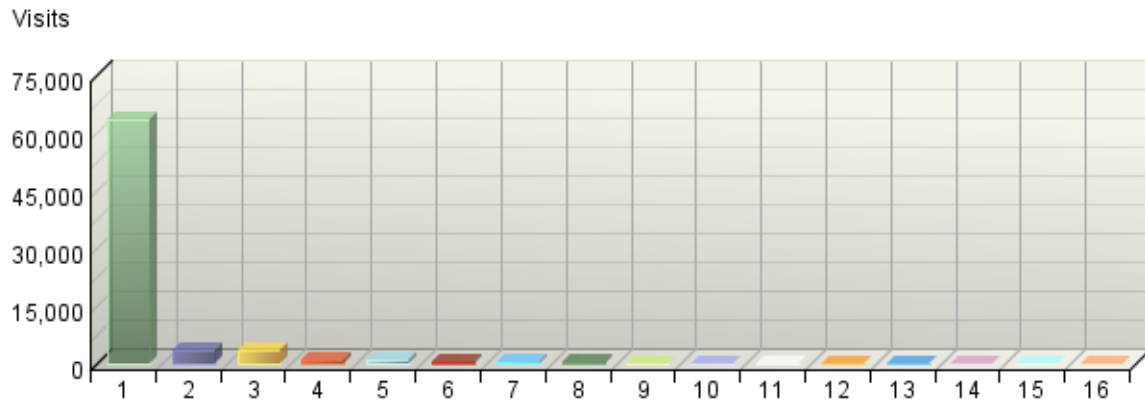
**Cities**



# Regions

This report identifies the top geographic regions of the visitors to your site.

**Regions**



**Regions**

	<b>Regions</b>	<b>Visits</b>	<b>% Visits</b>
■	1. North America	63,284	84.77%
■	2. Asia	3,718	4.98%
■	3. Western Europe	3,527	4.72%
■	4. Australia	944	1.26%
■	5. Middle East	857	1.15%
■	6. Eastern Europe	636	0.85%
■	7. Northern Europe	573	0.77%
■	8. South America	316	0.42%
■	9. Eastern Africa	177	0.24%
■	10. Western Africa	163	0.22%
■	11. Northern Africa	145	0.19%
■	12. Caribbean Islands	115	0.15%
■	13. Southern Africa	99	0.13%
■	14. Central America	52	0.07%
■	15. Pacific Islands	50	0.07%
■	16. Central Africa	2	0.00%
	<b>Total</b>	<b>74,658</b>	<b>100.00%</b>

items 1-16 of 16

## Regions - Help Card



### Column Definitions

#### Regions

The geographic part of the world where visitors to your web site are located. "Unspecified Region" represents visitors whose geographic region could not be determined. "Unknown Region" represents visitors whose country has been determined but not identified with a specific region. If the WebTrends GeoTrends Database is turned on for this profile, the region is determined by looking up the visitor's IP address in this database. If GeoTrends is not enabled, the region will be determined from the domain name.

#### Visits

Number of visits from this geographic region. A visit is a series of actions that begins when a visitor views their first page from the server, and ends when the visitor leaves the site or remains idle beyond the idle-time limit. The default idle-time limit is thirty minutes. This time limit can be changed by the system administrator.

%

Percentage of total visits that were from this geographic region.



### Report Descriptions

This information can help you meet the needs of your target audience as well as discover new audiences. Consider how you can make the content comprehensive and relevant to an international audience.

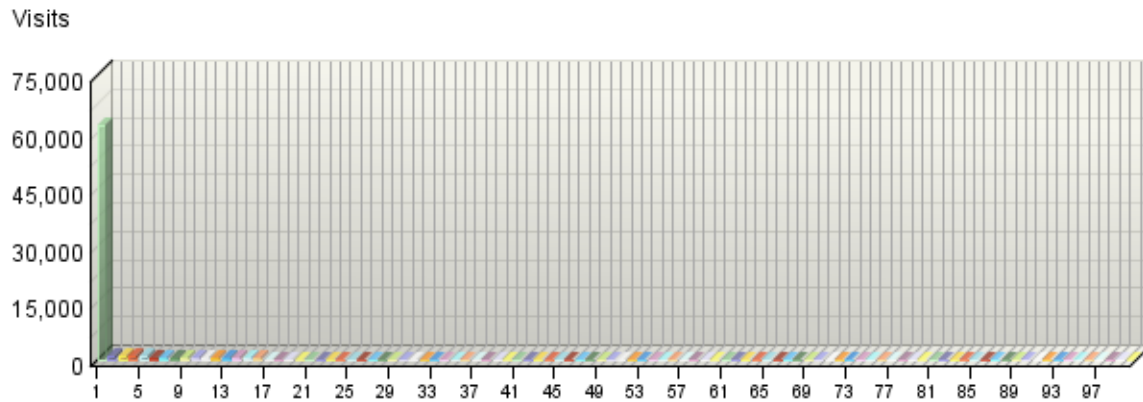
Values for "Unspecified Region" represent visitors whose geographic region cannot be determined. Values for "Unknown Region" represent visitors whose country can be determined but whose country is not associated with a specific region. Values for "Unknown States" or "Unknown Cities" represent hits for which the IP address does not match an entry in GeoTrends database. This is the case for countries that do not have states or simply entries for which this information was not provided in the GeoTrends database.

**Note:** Use this information carefully because it is based on Internet registration, and may not always be an accurate identifier of the visitor's actual location.

# Countries

This report identifies the top countries of the visitors to your site.

## Countries



## Countries

	Countries	Visits	% Visits
1.	United States (US)	61,976	83.01%
2.	Canada (CA)	1,156	1.55%
3.	India (IN)	1,110	1.49%
4.	Australia (AU)	944	1.26%
5.	United Kingdom (UK)	933	1.25%
6.	Germany (DE)	449	0.60%
7.	France (FR)	441	0.59%
8.	China (CN)	428	0.57%
9.	Netherlands (NL)	372	0.50%
10.	Korea (South) (KR)	367	0.49%
11.	Japan (JP)	358	0.48%
12.	Italy (IT)	337	0.45%
13.	Sweden (SE)	317	0.42%
14.	Spain (ES)	311	0.42%
15.	Iran (IR)	297	0.40%
16.	Philippines (PH)	283	0.38%
17.	Taiwan (TW)	235	0.31%
18.	Turkey (TR)	204	0.27%
19.	Malaysia (MY)	181	0.24%

	<b>Countries</b>	<b>Visits</b>	<b>% Visits</b>
20.	Switzerland (CH)	175	0.23%
21.	Thailand (TH)	173	0.23%
22.	Singapore (SG)	157	0.21%
23.	Mexico (MX)	152	0.20%
24.	Israel (IL)	143	0.19%
25.	Poland (PL)	138	0.18%
26.	Brazil (BR)	120	0.16%
27.	Indonesia (ID)	111	0.15%
28.	Greece (GR)	103	0.14%
29.	Egypt (EG)	101	0.14%
30.	Romania (RO)	96	0.13%
31.	Austria (AT)	88	0.12%
32.	Portugal (PT)	86	0.12%
33.	Norway (NO)	85	0.11%
34.	Denmark (DK)	84	0.11%
35.	Hong Kong (HK)	84	0.11%
36.	Belgium (BE)	82	0.11%
37.	Pakistan (PK)	81	0.11%
38.	Western Europe - country unspecified (EU)	79	0.11%
39.	United Arab Emirates (AE)	78	0.10%
40.	South Africa (ZA)	74	0.10%
41.	Puerto Rico (PR)	66	0.09%
42.	Czech Republic (CZ)	63	0.08%
43.	Ireland (IE)	63	0.08%
44.	Russian Federation (RU)	54	0.07%
45.	Mauritius (MU)	53	0.07%
46.	Viet Nam (VN)	51	0.07%
47.	Croatia (Hrvatska) (HR)	51	0.07%
48.	Iceland (IS)	48	0.06%
49.	Saudi Arabia (SA)	48	0.06%
50.	Nigeria (NG)	46	0.06%
51.	Kenya (KE)	44	0.06%
52.	Cote D'Ivoire (Ivory Coast) (CI)	44	0.06%
53.	Finland (FI)	39	0.05%
54.	New Zealand (NZ)	38	0.05%
55.	Hungary (HU)	36	0.05%
56.	Ethiopia (ET)	35	0.05%
57.	Uruguay (UY)	33	0.04%
58.	Argentina (AR)	33	0.04%
59.	Peru (PE)	32	0.04%
60.	Chile (CL)	32	0.04%




	<b>Countries</b>	<b>Visits</b>	<b>% Visits</b>
61.	Bulgaria (BG)	31	0.04%
62.	Senegal (SN)	30	0.04%
63.	Yugoslavia (YU)	28	0.04%
64.	Colombia (CO)	27	0.04%
65.	Costa Rica (CR)	26	0.03%
66.	Sri Lanka (LK)	25	0.03%
67.	Lithuania (LT)	24	0.03%
68.	Nepal (NP)	24	0.03%
69.	Estonia (EE)	24	0.03%
70.	Ukraine (UA)	22	0.03%
71.	Tanzania (TZ)	21	0.03%
72.	Ghana (GH)	21	0.03%
73.	Venezuela (VE)	20	0.03%
74.	Uganda (UG)	20	0.03%
75.	Algeria (DZ)	18	0.02%
76.	Lebanon (LB)	18	0.02%
77.	Slovenia (SI)	17	0.02%
78.	Jordan (JO)	17	0.02%
79.	Kuwait (KW)	16	0.02%
80.	Slovak Republic (SK)	16	0.02%
81.	Bangladesh (BD)	13	0.02%
82.	Ecuador (EC)	12	0.02%
83.	Jamaica (JM)	11	0.01%
84.	Tunisia (TN)	11	0.01%
85.	Oman (OM)	10	0.01%
86.	Zimbabwe (ZW)	10	0.01%
87.	Honduras (HN)	9	0.01%
88.	Trinidad and Tobago (TT)	9	0.01%
89.	Morocco (MA)	9	0.01%
90.	Myanmar (MM)	8	0.01%
91.	Macedonia (MK)	8	0.01%
92.	Latvia (LV)	8	0.01%
93.	Syria (SY)	8	0.01%
94.	Dominican Republic (DO)	8	0.01%
95.	Benin (BJ)	8	0.01%
96.	Georgia (GE)	7	0.01%
97.	Zambia (ZM)	7	0.01%
98.	Guam (GU)	6	0.01%
99.	Bahamas (BS)	6	0.01%
100.	Cyprus (CY)	6	0.01%
<b>Subtotal for rows: 1 - 100</b>		<b>74,517</b>	<b>99.81%</b>

Countries	Visits	% Visits
Other	141	0.19%
Total	74,658	100.00%

items 1-100 of 160

**Countries - Help Card**



### Column Definitions

#### Countries

If the WebTrends GeoTrends Database is turned on for this profile, the country is determined by looking up the visitor's IP address in this database. If GeoTrends is not enabled, the country will be determined from the domain name.

#### Visits

Number of visits from the specified country. A visit is a series of actions that begins when a visitor views their first page from the server, and ends when the visitor leaves the site or remains idle beyond the idle-time limit. The default idle-time limit is thirty minutes. This time limit can be changed by the system administrator.


#### %

Percentage of total visits from the specified country.

#### Unknown Country

The country associated with the visitor's domain name could not be determined.

---



### Report Descriptions

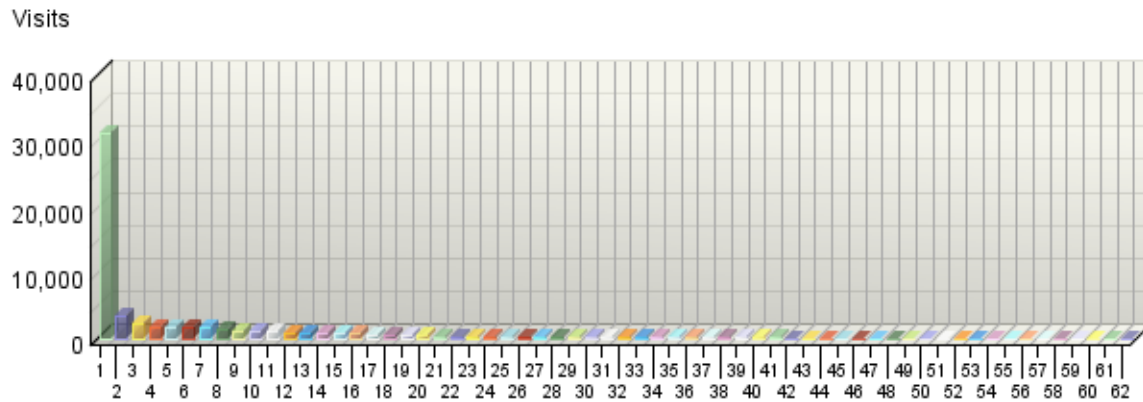
This information can help you meet the needs of your target audience as well as discover new audiences. Consider how you can make the content comprehensive and relevant to an international audience.

**Note:** Use this information carefully because it is based on Internet registration, and may not always be an accurate identifier of the visitor's actual location.

# North American States and Provinces

If you have enabled the WebTrends GeoTrends Database for this profile, this page will list the states and provinces of North America with your most active visitors.

## North American States and Provinces



## North American States and Provinces

	States and Provinces	Visits	% Visits
1.	California	31,244	50.15%
2.	North Carolina	3,414	5.48%
3.	Virginia	2,336	3.75%
4.	New York	1,893	3.04%
5.	Texas	1,759	2.82%
6.	D.C.	1,647	2.64%
7.	Massachusetts	1,646	2.64%
8.	Washington	1,490	2.39%
9.	Florida	1,296	2.08%
10.	Pennsylvania	1,178	1.89%
11.	Illinois	1,167	1.87%
12.	New Jersey	897	1.44%
13.	Michigan	871	1.40%
14.	Ohio	862	1.38%
15.	Maryland	859	1.38%
16.	Georgia	842	1.35%
17.	Colorado	707	1.13%
18.	Missouri	496	0.80%

	<b>States and Provinces</b>	<b>Visits</b>	<b>% Visits</b>
19.	Oregon	487	0.78%
20.	Ontario	456	0.73%
21.	Wisconsin	437	0.70%
22.	Arizona	369	0.59%
23.	Connecticut	367	0.59%
24.	Minnesota	363	0.58%
25.	British Columbia	335	0.54%
26.	Tennessee	325	0.52%
27.	Indiana	317	0.51%
28.	Nebraska	275	0.44%
29.	Oklahoma	254	0.41%
30.	South Carolina	249	0.40%
31.	Louisiana	241	0.39%
32.	Iowa	231	0.37%
33.	Alabama	229	0.37%
34.	Utah	218	0.35%
35.	Rhode Island	196	0.31%
36.	Maine	191	0.31%
37.	Kentucky	172	0.28%
38.	Idaho	170	0.27%
39.	New Mexico	155	0.25%
40.	New Hampshire	149	0.24%
41.	Quebec	146	0.23%
42.	Vermont	136	0.22%
43.	West Virginia	129	0.21%
44.	Montana	121	0.19%
45.	Arkansas	119	0.19%
46.	Kansas	101	0.16%
47.	Mississippi	96	0.15%
48.	Alaska	95	0.15%
49.	Alberta	95	0.15%
50.	Hawaii	91	0.15%
51.	Nevada	88	0.14%
52.	Delaware	53	0.09%
53.	Nova Scotia	52	0.08%
54.	South Dakota	48	0.08%
55.	North Dakota	43	0.07%
56.	Wyoming	29	0.05%
57.	Manitoba	21	0.03%
58.	Saskatchewan	20	0.03%
59.	New Brunswick	15	0.02%

	States and Provinces	Visits	% Visits
60.	Newfoundland	12	0.02%
61.	Prince Edward Island	3	0.00%
62.	Yukon	1	0.00%
	<b>Total</b>	<b>62,304</b>	<b>100.00%</b>

items 1-62 of 62

### North American States and Provinces - Help Card



#### Column Definitions

##### States and Provinces

If the WebTrends GeoTrends Database is turned on for this profile, the location is determined by looking up the visitor's IP address in this database.

##### Visits

Number of visits from this state or province. A visit is a series of actions that begins when a visitor views their first page from the server, and ends when the visitor leaves the site or remains idle beyond the idle-time limit. The default idle-time limit is thirty minutes. This time limit can be changed by the system administrator.

##### %

Percentage of total visits from this state or province.



#### Report Descriptions

This information can help you meet the needs of your target audience as well as discover new audiences. Consider how you can make the content comprehensive and relevant to an international audience.

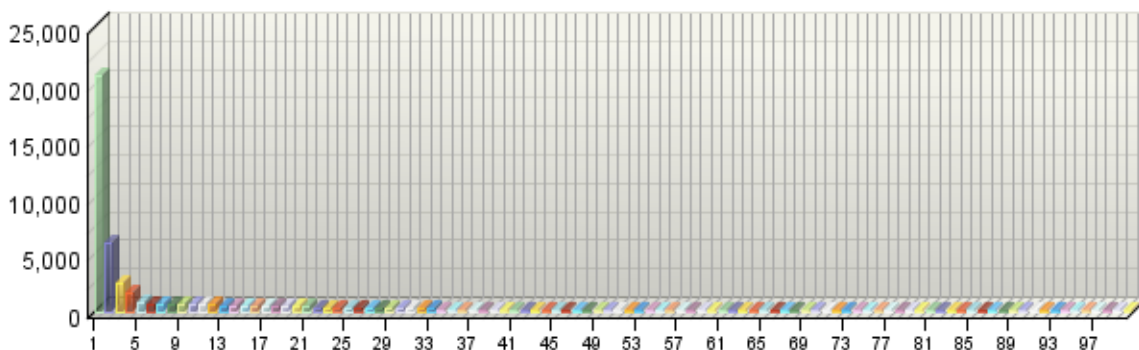
**Note:** Use this information carefully, because it is based on Internet registration and may not always be an accurate identifier of the visitor's actual location.

# Cities

If you have enabled the WebTrends GeoTrends Database for this profile, this page will list the cities with your most active visitors.

## Cities

Visits



## Cities

	City	Visits	% Visits
1.	Santa Clara, California, United States	20,829	28.27%
2.	Mountain View, California, United States	6,107	8.29%
3.	Durham, North Carolina, United States	2,582	3.50%
4.	Washington, D.C., United States	1,647	2.24%
5.	Chantilly, Virginia, United States	917	1.24%
6.	Boston, Massachusetts, United States	740	1.00%
7.	Milton, Australia	734	1.00%
8.	Redmond, Washington, United States	698	0.95%
9.	New York, New York, United States	685	0.93%
10.	Atlanta, Georgia, United States	679	0.92%
11.	Chicago, Illinois, United States	634	0.86%
12.	Los Angeles, California, United States	631	0.86%
13.	Reston, Virginia, United States	508	0.69%
14.	Fremont, California, United States	477	0.65%
15.	Dallas, Texas, United States	469	0.64%
16.	Miami, Florida, United States	466	0.63%
17.	London, United Kingdom	460	0.62%
18.	Seattle, Washington, United States	456	0.62%

	<b>City</b>	<b>Visits</b>	<b>% Visits</b>
19.	San Diego, California, United States	438	0.59%
20.	Denver, Colorado, United States	432	0.59%
21.	San Francisco, California, United States	424	0.58%
22.	Houston, Texas, United States	395	0.54%
23.	Raleigh, North Carolina, United States	388	0.53%
24.	Baltimore, Maryland, United States	363	0.49%
25.	San Jose, California, United States	353	0.48%
26.	Philadelphia, Pennsylvania, United States	323	0.44%
27.	Beijing, China	315	0.43%
28.	Mumbai, India	307	0.42%
29.	Seoul, Korea (South)	294	0.40%
30.	New Delhi, India	294	0.40%
31.	Vancouver, Canada	277	0.38%
32.	Cambridge, Massachusetts, United States	274	0.37%
33.	Portland, Oregon, United States	271	0.37%
34.	Pittsburgh, Pennsylvania, United States	251	0.34%
35.	Boras, Sweden	231	0.31%
36.	Minneapolis, Minnesota, United States	228	0.31%
37.	Urbana, Illinois, United States	226	0.31%
38.	Amsterdam, Netherlands	224	0.30%
39.	Madrid, Spain	224	0.30%
40.	Lincoln, Nebraska, United States	223	0.30%
41.	Sunnyvale, California, United States	217	0.29%
42.	Saint Louis, Missouri, United States	213	0.29%
43.	Ann Arbor, Michigan, United States	207	0.28%
44.	Cincinnati, Ohio, United States	204	0.28%
45.	Tokyo, Japan	200	0.27%
46.	Toronto, Canada	196	0.27%
47.	Detroit, Michigan, United States	193	0.26%
48.	Madison, Wisconsin, United States	191	0.26%
49.	Orlando, Florida, United States	189	0.26%
50.	Paris, France	189	0.26%
51.	Phoenix, Arizona, United States	185	0.25%
52.	T'ai-pei, Taiwan	179	0.24%
53.	San Dimas, California, United States	174	0.24%
54.	Austin, Texas, United States	174	0.24%
55.	Wellesley Hills, Massachusetts, United States	172	0.23%
56.	Tehran, Iran	165	0.22%
57.	Albany, New York, United States	163	0.22%
58.	Providence, Rhode Island, United States	161	0.22%
59.	Salt Lake City, Utah, United States	161	0.22%


	<b>City</b>	<b>Visits</b>	<b>% Visits</b>
60.	Ithaca, New York, United States	157	0.21%
61.	Singapore, Singapore	157	0.21%
62.	Mount Laurel, New Jersey, United States	155	0.21%
63.	Tampa, Florida, United States	150	0.20%
64.	Irvine, California, United States	150	0.20%
65.	Bhawan, India	149	0.20%
66.	College Station, Texas, United States	149	0.20%
67.	Columbus, Ohio, United States	148	0.20%
68.	Rochester, New York, United States	147	0.20%
69.	Oklahoma City, Oklahoma, United States	144	0.20%
70.	Bangkok, Thailand	142	0.19%
71.	Kansas City, Missouri, United States	141	0.19%
72.	Kuala Lumpur, Malaysia	140	0.19%
73.	Cleveland, Ohio, United States	137	0.19%
74.	Manila, Philippines	136	0.18%
75.	Columbia, South Carolina, United States	133	0.18%
76.	Milano, Italy	132	0.18%
77.	Syracuse, New York, United States	129	0.18%
78.	Newark, New Jersey, United States	127	0.17%
79.	Charlottesville, Virginia, United States	123	0.17%
80.	Zurich, Switzerland	121	0.16%
81.	Herndon, Virginia, United States	120	0.16%
82.	Arlington, Virginia, United States	118	0.16%
83.	Delhi, India	117	0.16%
84.	Gainesville, Florida, United States	116	0.16%
85.	New Orleans, Louisiana, United States	112	0.15%
86.	East Lansing, Michigan, United States	111	0.15%
87.	Pleasanton, California, United States	109	0.15%
88.	Plano, Texas, United States	106	0.14%
89.	Chapel Hill, North Carolina, United States	105	0.14%
90.	Charlotte, North Carolina, United States	104	0.14%
91.	Davis, California, United States	101	0.14%
92.	Milwaukee, Wisconsin, United States	101	0.14%
93.	Meriden, Connecticut, United States	100	0.14%
94.	Richland, Washington, United States	99	0.13%
95.	San Antonio, Texas, United States	94	0.13%
96.	Southeastern, Pennsylvania, United States	92	0.12%
97.	Fort Collins, Colorado, United States	91	0.12%
98.	Stanford, California, United States	91	0.12%
99.	Corvallis, Oregon, United States	90	0.12%
100.	New Haven, Connecticut, United States	89	0.12%



City	Visits	% Visits
<b>Subtotal for rows: 1 - 100</b>	<b>55,040</b>	<b>74.70%</b>
<b>Other</b>	<b>18,637</b>	<b>25.30%</b>
<b>Total</b>	<b>73,677</b>	<b>100.00%</b>

items 1-100 of 200

**Cities - Help Card**




### Column Definitions

**City**  
If the WebTrends GeoTrends Database is turned on for this profile, the location is determined by looking up the visitor's IP address in this database.

**Visits**  
Number of visits from this city. A visit is a series of actions that begins when a visitor views their first page from the server, and ends when the visitor leaves the site or remains idle beyond the idle-time limit. The default idle-time limit is thirty minutes. This time limit can be changed by the system administrator.

**%**  
Percentage of total visits from this city.

---



### Report Descriptions

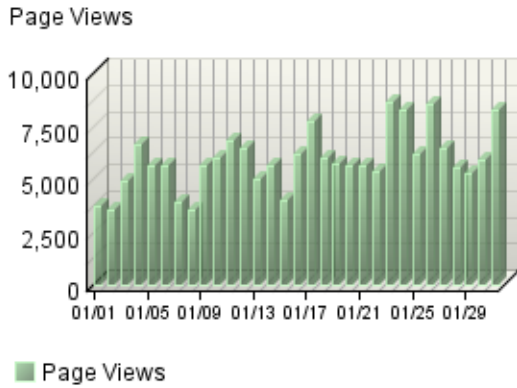
This information can help you meet the needs of your target audience as well as discover new audiences. Consider how you can make the content comprehensive and relevant to an international audience.

**Note:** Use this information carefully because it is based on Internet registration, and may not always be an accurate identifier of the visitor's actual location.

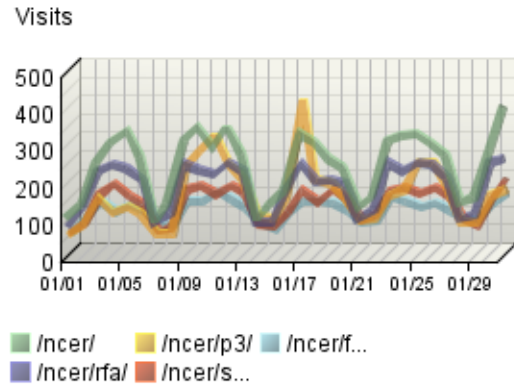
# Pages Dashboard

This displays key graphs and tables that provide an overview of the Pages chapter. When viewing through the on-demand interface, you can click on the title of a graph or table to navigate to the corresponding page.

**Page Views Trend**



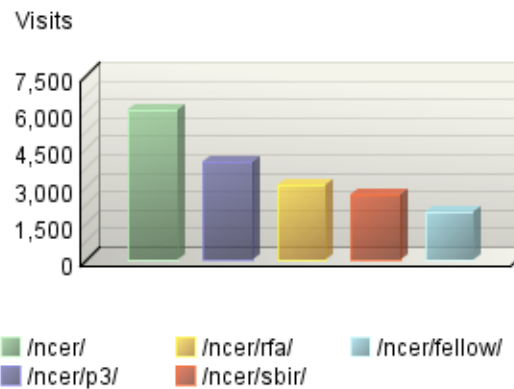
**Pages Trend**



**Content Groups**

No data is available for this graph.

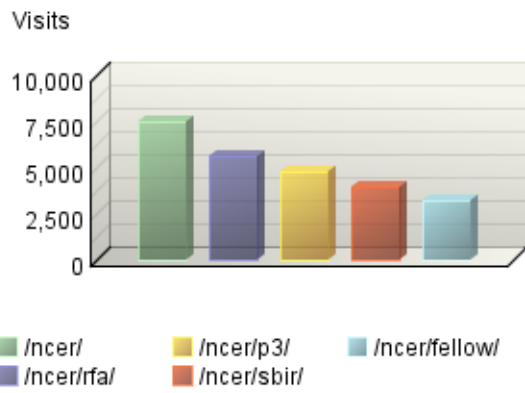
**Entry Pages**



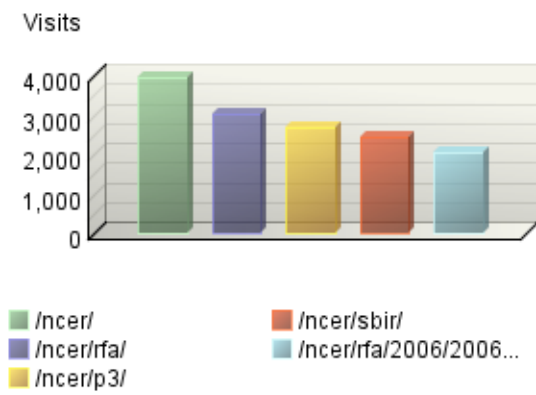
**Page View Summary**

Page Views	182,433
Average per Day	5,884
Average Page Views per Visit	2.44

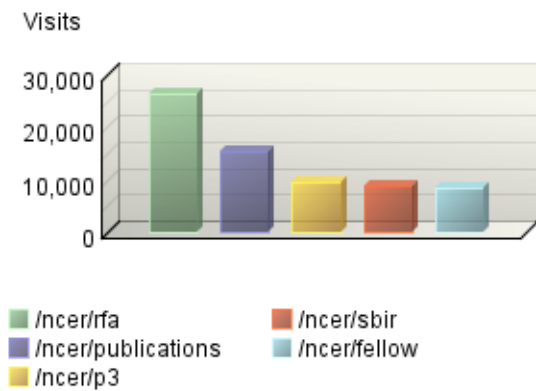
### Pages



### Exit Pages



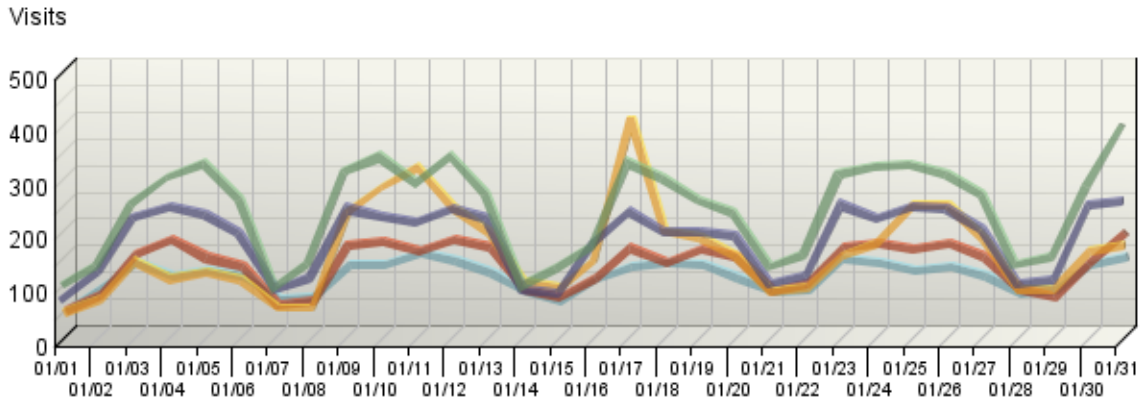
### Directories



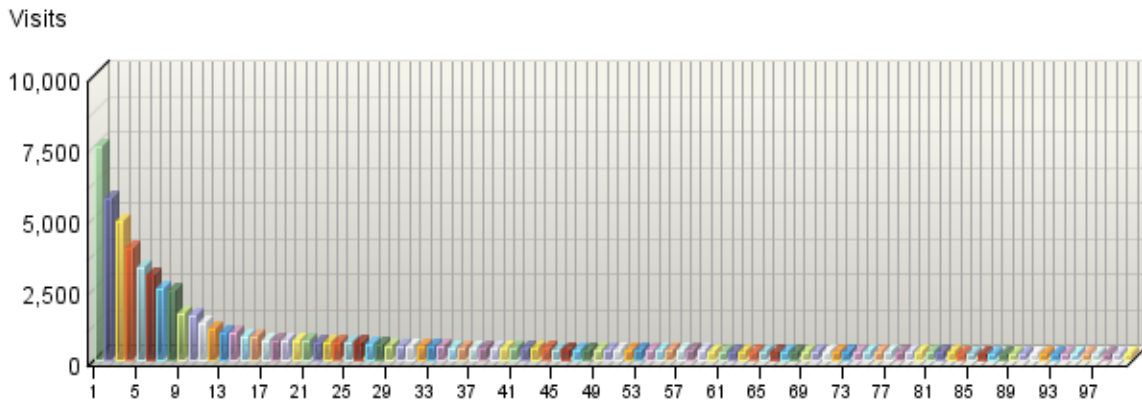
# Pages

This identifies the most popular web pages on your site and shows you the number of visits for each, and displays the average length of time the page was viewed.

**Pages Trend**



**Pages**



**Pages**

	Pages	Visits	Views	Average Time Viewed
■ 1.	<b>EPA: ORD: National Center For Environmental Research</b> <a href="http://es.epa.gov/ncer/">http://es.epa.gov/ncer/</a>	7,486	12,340	00:02:01

	Pages	Visits	Views	Average Time Viewed
2.	<b>EPA: ORD: NCER: Environmental Research Grant Announcements</b> <a href="http://es.epa.gov/ncer/rfa/">http://es.epa.gov/ncer/rfa/</a>	5,649	6,856	00:02:23
3.	<b>EPA: P3 Award: A Student Design Competition for Sustainability</b> <a href="http://es.epa.gov/ncer/p3/">http://es.epa.gov/ncer/p3/</a>	4,836	7,109	00:01:25
4.	<b>EPA: ORD: NCER: Small Business Innovation Research</b> <a href="http://es.epa.gov/ncer/sbir/">http://es.epa.gov/ncer/sbir/</a>	3,950	6,123	00:01:52
5.	<b>EPA: ORD: NCER: STAR Fellowships</b> <a href="http://es.epa.gov/ncer/fellow/">http://es.epa.gov/ncer/fellow/</a>	3,246	4,109	00:01:29
6.	<b>EPA: ORD: NCER: Funding Opportunities</b> <a href="http://es.epa.gov/ncer/rfa/2006/2006_p3.html">http://es.epa.gov/ncer/rfa/2006/2006_p3.html</a>	2,990	3,235	00:04:30
7.	<b>EPA: ORD: NCER: STAR Grants and Cooperative Agreements</b> <a href="http://es.epa.gov/ncer/grants/">http://es.epa.gov/ncer/grants/</a>	2,520	2,867	00:01:47
8.	<b>EPA: ORD: NCER: Funding Opportunities</b> <a href="http://es.epa.gov/ncer/rfa/2005/2005_star_nano.html">http://es.epa.gov/ncer/rfa/2005/2005_star_nano.html</a>	2,432	2,716	00:04:28
9.	<b>EPA: ORD: NCER: Funding Opportunities</b> <a href="http://es.epa.gov/ncer/rfa/2006/2006_star_fellow.html">http://es.epa.gov/ncer/rfa/2006/2006_star_fellow.html</a>	1,637	1,711	00:03:33
10.	<b>EPA: ORD: NCER: Research Opportunities: Forms and Standard Instructions</b> <a href="http://es.epa.gov/ncer/rfa/forms/">http://es.epa.gov/ncer/rfa/forms/</a>	1,558	2,272	00:02:39
11.	<b>EPA: Nanotechnology</b> <a href="http://es.epa.gov/ncer/nano/">http://es.epa.gov/ncer/nano/</a>	1,299	1,887	00:01:39
12.	<b>EPA: ORD: NCER: Funding Opportunities</b> <a href="http://es.epa.gov/ncer/rfa/2006/2006_gro_solicitation.html">http://es.epa.gov/ncer/rfa/2006/2006_gro_solicitation.html</a>	1,092	1,214	00:03:36
13.	<b>EPA: ORD: NCER: Events: Calendar</b> <a href="http://es.epa.gov/ncer/events/">http://es.epa.gov/ncer/events/</a>	949	1,436	00:01:33
14.	<b>EPA: ORD: NCER: Funding Opportunities</b> <a href="http://es.epa.gov/ncer/rfa/2005/2005_ecohab.html">http://es.epa.gov/ncer/rfa/2005/2005_ecohab.html</a>	919	1,005	00:03:14
15.	<b>EPA: ORD: NCER: Funding Opportunities</b> <a href="http://es.epa.gov/ncer/rfa/2005/2005_sbir_phase1.html">http://es.epa.gov/ncer/rfa/2005/2005_sbir_phase1.html</a>	843	899	00:04:38
16.	<b>EPA: ORD: NCER: Guidance &amp; FAQs</b> <a href="http://es.epa.gov/ncer/guidance/">http://es.epa.gov/ncer/guidance/</a>	829	1,049	00:02:17
17.	<b>EPA: ORD: NCER: Funding Opportunities</b> <a href="http://es.epa.gov/ncer/rfa/2005/2005_star_biotech.html">http://es.epa.gov/ncer/rfa/2005/2005_star_biotech.html</a>	695	759	00:02:50
18.	<b>EPA: ORD: NCER: Other Programs: EPSCoR</b> <a href="http://es.epa.gov/ncer/other/">http://es.epa.gov/ncer/other/</a>	677	844	00:01:37

	Pages	Visits	Views	Average Time Viewed
19.	<b>EPA: ORD: NCER: Funding Opportunities</b> <a href="http://es.epa.gov/ncer/rfa/2006/2006_gro_undegrad_fellow.html">http://es.epa.gov/ncer/rfa/2006/2006_gro_undegrad_fellow.html</a>	677	721	00:03:39
20.	<b>EPA: P3 Award: Press Release May 17, 2005</b> <a href="http://es.epa.gov/ncer/p3/press/news_article_102705.html">http://es.epa.gov/ncer/p3/press/news_article_102705.html</a>	663	687	00:01:14
21.	<b>EPA: ORD: NCER: Publications &amp; Proceedings</b> <a href="http://es.epa.gov/ncer/publications/">http://es.epa.gov/ncer/publications/</a>	653	820	00:01:24
22.	<b>EPA: ORD: NCER: Research Results</b> <a href="http://es.epa.gov/ncer/results/">http://es.epa.gov/ncer/results/</a>	632	777	00:01:28
23.	<b>EPA: National Center For Environmental Research</b> <a href="http://es.epa.gov/ncer/science/">http://es.epa.gov/ncer/science/</a>	622	770	00:01:10
24.	<b>EPA: ORD: NCER: Funding Opportunities</b> <a href="http://es.epa.gov/ncer/rfa/2006/2006_gro_fellow.html">http://es.epa.gov/ncer/rfa/2006/2006_gro_fellow.html</a>	593	624	00:02:24
25.	<b>EPA: P3 Award: Other Resources</b> <a href="http://es.epa.gov/ncer/p3/p3_grants_comp.html">http://es.epa.gov/ncer/p3/p3_grants_comp.html</a>	585	614	00:01:16
26.	<b>EPA: NCER: Research Centers</b> <a href="http://es.epa.gov/ncer/centers/">http://es.epa.gov/ncer/centers/</a>	577	679	00:02:38
27.	<b>EPA: ORD: NCER: About NCER</b> <a href="http://es.epa.gov/ncer/about/">http://es.epa.gov/ncer/about/</a>	558	736	00:01:35
28.	<b>EPA: NCER: P3</b> <a href="http://es.epa.gov/ncer/p3recipients/2005/">http://es.epa.gov/ncer/p3recipients/2005/</a>	539	690	00:03:34
29.	<b>EPA: ORD: NCER: Collaborative Science and Technology Network for Sustainability (CNS)</b> <a href="http://es.epa.gov/ncer/cns/">http://es.epa.gov/ncer/cns/</a>	498	637	00:02:49
30.	<b>Environmental Protection Agency</b> <a href="http://es.epa.gov/ncer/fellow/recipients/star_fellow05.html">http://es.epa.gov/ncer/fellow/recipients/star_fellow05.html</a>	486	526	00:03:27
31.	<b>EPA: ORD: NCER: Funding Opportunities</b> <a href="http://es.epa.gov/ncer/rfa/2005/2005_tropospheric_air_pollution.html">http://es.epa.gov/ncer/rfa/2005/2005_tropospheric_air_pollution.html</a>	451	485	00:03:45
32.	<b>Environmental Protection Agency</b> <a href="http://es.epa.gov/ncer/rfa/archive/grants/">http://es.epa.gov/ncer/rfa/archive/grants/</a>	451	572	00:01:06
33.	<b>EPA: ORD: NCER: Small Business Innovation Research</b> <a href="http://es.epa.gov/ncer/rfa/archive/sbir/">http://es.epa.gov/ncer/rfa/archive/sbir/</a>	448	484	00:00:44
34.	<b>EPA: P3 Award: Project Descriptions, Websites, and Photos</b> <a href="http://es.epa.gov/ncer/p3/project_websites/2004_project_websites.html">http://es.epa.gov/ncer/p3/project_websites/2004_project_websites.html</a>	441	540	00:01:56
35.	<b>EPA: ORD: NCER: Grants: Recipients List</b> <a href="http://es.epa.gov/ncer/grants/recipients_index.html">http://es.epa.gov/ncer/grants/recipients_index.html</a>	438	506	00:02:39

	Pages	Visits	Views	Average Time Viewed
36.	<b>EPA: P3 Award: News and Information: P3 Newsroom: 2006 National Mall P3 Award Competition Draft Agenda</b> <a href="http://es.epa.gov/ncer/p3/press/agenda06.html">http://es.epa.gov/ncer/p3/press/agenda06.html</a>	431	445	00:01:36
37.	<b>EPA: P3 Award: Fact Sheet</b> <a href="http://es.epa.gov/ncer/p3/fact_sheet.html">http://es.epa.gov/ncer/p3/fact_sheet.html</a>	425	441	00:02:40
38.	<b>Environmental Protection Agency: National Center For Environmental Research: STAR/GRO Graduate Fellowship FAQs</b> <a href="http://es.epa.gov/ncer/guidance/faqs/faq_gro_grad.html">http://es.epa.gov/ncer/guidance/faqs/faq_gro_grad.html</a>	423	430	00:03:29
39.	<b>EPA: ORD: NCER: Funding Opportunities</b> <a href="http://es.epa.gov/ncer/rfa/2004/2004_manufactured_nano.html">http://es.epa.gov/ncer/rfa/2004/2004_manufactured_nano.html</a>	410	442	00:04:56
40.	<b>EPA: P3 Award: Projects and Recipients</b> <a href="http://es.epa.gov/ncer/p3/projects_recipients.html">http://es.epa.gov/ncer/p3/projects_recipients.html</a>	401	427	00:00:54
41.	<b>EPA: ORD: NCER: Funding Opportunities</b> <a href="http://es.epa.gov/ncer/rfa/2004/2005_star_grad_fellow.html">http://es.epa.gov/ncer/rfa/2004/2005_star_grad_fellow.html</a>	394	417	00:01:55
42.	<b>EPA: ORD: NCER: Events: News</b> <a href="http://es.epa.gov/ncer/events/news/2005/06_29_05.html">http://es.epa.gov/ncer/events/news/2005/06_29_05.html</a>	394	401	00:02:04
43.	<b>EPA: ORD: NCER: Research on Drinking Water</b> <a href="http://es.epa.gov/ncer/publications/topical/drinking.html">http://es.epa.gov/ncer/publications/topical/drinking.html</a>	381	402	00:02:26
44.	<b>EPA: ORD: NCER: Guidance &amp; FAQs: Frequently Asked Questions</b> <a href="http://es.epa.gov/ncer/guidance/faqs.html">http://es.epa.gov/ncer/guidance/faqs.html</a>	374	405	00:02:20
45.	<b>EPA: ORD: NCER: Research Opportunities: FY 2002 Science To Achieve</b> <a href="http://es.epa.gov/ncer/P3/forms/">http://es.epa.gov/ncer/P3/forms/</a>	369	689	00:01:55
46.	<b>EPA: Nanotechnology</b> <a href="http://es.epa.gov/ncer/nano/factsheet/">http://es.epa.gov/ncer/nano/factsheet/</a>	353	431	00:02:24
47.	<b>EPA: ORD: NCER: Funding Opportunities</b> <a href="http://es.epa.gov/ncer/rfa/2004/2005_gro_undergrad_fellow.html">http://es.epa.gov/ncer/rfa/2004/2005_gro_undergrad_fellow.html</a>	343	370	00:02:28
48.	<b>EPA: ORD: NCER: Research Opportunities: Current RFA</b> <a href="http://es.epa.gov/ncer/rfa/current/2003_mai_grad.html">http://es.epa.gov/ncer/rfa/current/2003_mai_grad.html</a>	342	351	00:02:40
49.	<b>EPA: ORD: NCER: Research Opportunities: Current RFA</b> <a href="http://es.epa.gov/ncer/rfa/current/2003_mai_under.html">http://es.epa.gov/ncer/rfa/current/2003_mai_under.html</a>	341	357	00:03:12
50.	<b>Environmental Protection Agency</b> <a href="http://es.epa.gov/ncer/staa/">http://es.epa.gov/ncer/staa/</a>	338	449	00:01:46

	Pages	Visits	Views	Average Time Viewed
51.	<b>Environmental Protection Agency</b> <a href="http://es.epa.gov/ncer/science/pm/">http://es.epa.gov/ncer/science/pm/</a>	337	418	00:01:53
52.	<b>EPA: ORD: NCER: Research Opportunities: Archive</b> <a href="http://es.epa.gov/ncer/rfa/archive/">http://es.epa.gov/ncer/rfa/archive/</a>	332	389	00:01:09
53.	<b>EPA: NCER: P3 Award: A National Student Design Competition for Sustainability focusing on People, Prosperity, and the Planet</b> <a href="http://es.epa.gov/ncer/p3/designs_sustain_rfp_2005.html">http://es.epa.gov/ncer/p3/designs_sustain_rfp_2005.html</a>	328	347	00:02:39
54.	<b>EPA: ORD: NCER: Funding Opportunities</b> <a href="http://es.epa.gov/ncer/rfa/2004/2005_grad_fellow.html">http://es.epa.gov/ncer/rfa/2004/2005_grad_fellow.html</a>	324	345	00:02:03
55.	<b>EPA: Nanotechnology: Research Projects</b> <a href="http://es.epa.gov/ncer/nano/research/">http://es.epa.gov/ncer/nano/research/</a>	320	401	00:01:22
56.	<b>EPA: ORD: NCER: Events: News</b> <a href="http://es.epa.gov/ncer/events/news/2005/11_17_05_feature.html">http://es.epa.gov/ncer/events/news/2005/11_17_05_feature.html</a>	311	316	00:03:29
57.	<b>EPA: ORD: NCER: Events: Archive</b> <a href="http://es.epa.gov/ncer/events/news/">http://es.epa.gov/ncer/events/news/</a>	311	419	00:01:53
58.	<b>EPA: Nanotechnology: Basic Information</b> <a href="http://es.epa.gov/ncer/nano/questions/">http://es.epa.gov/ncer/nano/questions/</a>	311	340	00:02:40
59.	<b>EPA: P3 Award: Other Resources</b> <a href="http://es.epa.gov/ncer/p3/p3_mall_award_comp.html">http://es.epa.gov/ncer/p3/p3_mall_award_comp.html</a>	306	325	00:01:25
60.	<b>EPA: ORD: NCER: Funding Opportunities</b> <a href="http://es.epa.gov/ncer/rfa/2005/2005_vep.html">http://es.epa.gov/ncer/rfa/2005/2005_vep.html</a>	297	318	00:02:39
61.	<b>Environmental Protection Agency</b> <a href="http://es.epa.gov/ncer/guidance/star_faq.html">http://es.epa.gov/ncer/guidance/star_faq.html</a>	297	321	00:02:22
62.	<b>EPA: ORD: NCER: Events: News</b> <a href="http://es.epa.gov/ncer/events/news/2005/03_08_05_feature.html">http://es.epa.gov/ncer/events/news/2005/03_08_05_feature.html</a>	296	306	00:03:17
63.	<b>EPA: ORD: NCER: About NCER: Quick Guide</b> <a href="http://es.epa.gov/ncer/about/quickguide.html">http://es.epa.gov/ncer/about/quickguide.html</a>	290	296	00:01:41
64.	<b>EPA: ORD: NCER: Research Opportunities</b> <a href="http://es.epa.gov/ncer/rfa/current/2004_grad_fellow.html">http://es.epa.gov/ncer/rfa/current/2004_grad_fellow.html</a>	280	288	00:02:04
65.	<b>Environmental Protection Agency</b> <a href="http://es.epa.gov/ncer/fellow/recipients/gro_fellow05.html">http://es.epa.gov/ncer/fellow/recipients/gro_fellow05.html</a>	277	299	00:03:54
66.	<b>EPA: P3 Award: Project Descriptions, Websites, and Photos</b> <a href="http://es.epa.gov/ncer/p3/project_websites/2005/2005_phase_1_project_websites.html">http://es.epa.gov/ncer/p3/project_websites/2005/2005_phase_1_project_websites.html</a>	276	285	00:02:42
67.	<b>Environmental Protection Agency</b> <a href="http://es.epa.gov/ncer/publications/nano/">http://es.epa.gov/ncer/publications/nano/</a>	273	295	00:01:45



	Pages	Visits	Views	Average Time Viewed
68.	<b>EPA: ORD: NCER: Funding Opportunities</b> <a href="http://es.epa.gov/ncer/rfa/2005/2005_nonlinear_responses.html">http://es.epa.gov/ncer/rfa/2005/2005_nonlinear_responses.html</a>	272	280	00:02:09
69.	<b>EPA: ORD: NCER: STAR Reports</b> <a href="http://es.epa.gov/ncer/publications/starreport/">http://es.epa.gov/ncer/publications/starreport/</a>	268	427	00:01:44
70.	<b>EPA: NCER: P3 Award: A National Student Design Competition for Sustainability focusing on People, Prosperity, and the Planet</b> <a href="http://es.epa.gov/ncer/p3/designs_sustain_rfp.html">http://es.epa.gov/ncer/p3/designs_sustain_rfp.html</a>	267	272	00:03:36
71.	<b>EPA: ORD: NCER: Small Business Innovation Research</b> <a href="http://es.epa.gov/ncer/rfa/archive/sbir/phase1.html">http://es.epa.gov/ncer/rfa/archive/sbir/phase1.html</a>	265	276	00:01:51
72.	<b>EPA: Nanotechnology</b> <a href="http://es.epa.gov/ncer/nano/lectures/">http://es.epa.gov/ncer/nano/lectures/</a>	263	388	00:02:35
73.	<b>Environmental Protection Agency</b> <a href="http://es.epa.gov/ncer/fellow/recipient/gro_undergrad_fellow05.html">http://es.epa.gov/ncer/fellow/recipient/gro_undergrad_fellow05.html</a>	263	289	00:03:56
74.	<b>EPA: ORD: NCER: STAR Research Capsules</b> <a href="http://es.epa.gov/ncer/publications/topical/">http://es.epa.gov/ncer/publications/topical/</a>	261	313	00:01:41
75.	<b>EPA: ORD: NCER: Mercury Research</b> <a href="http://es.epa.gov/ncer/publications/topical/mercury.html">http://es.epa.gov/ncer/publications/topical/mercury.html</a>	261	270	00:02:52
76.	<b>EPA: Nanotechnology: Science &amp; Technology</b> <a href="http://es.epa.gov/ncer/nano/publications/">http://es.epa.gov/ncer/nano/publications/</a>	257	326	00:01:41
77.	<b>EPA: P3 Award: Partners</b> <a href="http://es.epa.gov/ncer/p3/partners/">http://es.epa.gov/ncer/p3/partners/</a>	256	319	00:03:46
78.	<b>Environmental Protection Agency</b> <a href="http://es.epa.gov/ncer/science/economics/">http://es.epa.gov/ncer/science/economics/</a>	256	312	00:01:17
79.	<b>EPA: Nanotechnology</b> <a href="http://es.epa.gov/ncer/nano/solicitation/">http://es.epa.gov/ncer/nano/solicitation/</a>	255	316	00:01:21
80.	<b>EPA: P3 Award: P3 Newsroom</b> <a href="http://es.epa.gov/ncer/p3/press/">http://es.epa.gov/ncer/p3/press/</a>	251	277	00:02:23
81.	<b>EPA: P3 Award: Eligibility</b> <a href="http://es.epa.gov/ncer/p3/eligibility/">http://es.epa.gov/ncer/p3/eligibility/</a>	250	270	00:02:45
82.	<b>EPA: P3 Award: Other Resources</b> <a href="http://es.epa.gov/ncer/p3/news.html">http://es.epa.gov/ncer/p3/news.html</a>	246	256	00:01:22
83.	<b>EPA: ORD: NCER: Research Opportunities: STAR Fellowship Archives</b> <a href="http://es.epa.gov/ncer/rfa/archive/fellow/">http://es.epa.gov/ncer/rfa/archive/fellow/</a>	244	268	00:01:09
84.	<b>EPA: Nanotechnology</b> <a href="http://es.epa.gov/ncer/nano/newsroom/">http://es.epa.gov/ncer/nano/newsroom/</a>	236	295	00:01:35
85.	<b>Environmental Protection Agency</b> <a href="http://es.epa.gov/ncer/fellow/recipient/star_fellow04.html">http://es.epa.gov/ncer/fellow/recipient/star_fellow04.html</a>	232	243	00:02:00

	Pages	Visits	Views	Average Time Viewed
86.	<b>EPA: ORD: NCER: Events: News</b> <a href="http://es.epa.gov/ncer/events/news/2006/01_04_06_feature.html">http://es.epa.gov/ncer/events/news/2006/01_04_06_feature.html</a>	228	235	00:02:54
87.	<b>EPA: ORD: NCER: EPA SBIR Program Success Stories</b> <a href="http://es.epa.gov/ncer/sbir/success/">http://es.epa.gov/ncer/sbir/success/</a>	228	266	00:02:14
88.	<b>EPA: P3 Award: Press Release May 18, 2005</b> <a href="http://es.epa.gov/ncer/p3/press/zimmerman_es_say_10_19_2005.html">http://es.epa.gov/ncer/p3/press/zimmerman_es_say_10_19_2005.html</a>	228	234	00:02:48
89.	<b>EPA: Nanotechnology</b> <a href="http://es.epa.gov/ncer/nano/relevant_meetings/">http://es.epa.gov/ncer/nano/relevant_meetings/</a>	224	289	00:02:12
90.	<b>EPA: Nanotechnology</b> <a href="http://es.epa.gov/ncer/nano/links/">http://es.epa.gov/ncer/nano/links/</a>	222	236	00:03:02
91.	<b>Environmental Protection Agency</b> <a href="http://es.epa.gov/ncer/fellow/recipients/star_fellow03.html">http://es.epa.gov/ncer/fellow/recipients/star_fellow03.html</a>	222	228	00:01:55
92.	<b>EPA: P3 Award: Research Results</b> <a href="http://es.epa.gov/ncer/p3/results.html">http://es.epa.gov/ncer/p3/results.html</a>	222	225	00:02:29
93.	<b>EPA: ORD: NCER: Funding Opportunities</b> <a href="http://es.epa.gov/ncer/rfa/2004/2004_collab_science.html">http://es.epa.gov/ncer/rfa/2004/2004_collab_science.html</a>	220	244	00:03:12
94.	<b>EPA: ORD: NCER: STAR Fellowships</b> <a href="http://es.epa.gov/ncer/fellow/fellow_2005.html">http://es.epa.gov/ncer/fellow/fellow_2005.html</a>	219	222	00:02:07
95.	<b>Environmental Protection Agency</b> <a href="http://es.epa.gov/ncer/rfa/current/2003_nano.html">http://es.epa.gov/ncer/rfa/current/2003_nano.html</a>	219	228	00:02:27
96.	<b>EPA: ORD: NCER: Funding Opportunities</b> <a href="http://es.epa.gov/ncer/rfa/2004/2004_sbir_phase1.html">http://es.epa.gov/ncer/rfa/2004/2004_sbir_phase1.html</a>	217	228	00:03:24
97.	<b>EPA: ORD: NCER: Events: News</b> <a href="http://es.epa.gov/ncer/events/news/2005/04_13_05_feature.html">http://es.epa.gov/ncer/events/news/2005/04_13_05_feature.html</a>	213	218	00:02:18
98.	<b>EPA: ORD: NCER: Funding Opportunities</b> <a href="http://es.epa.gov/ncer/rfa/2004/2004_pm_research.html">http://es.epa.gov/ncer/rfa/2004/2004_pm_research.html</a>	212	253	00:03:21
99.	<b>EPA: ORD: NCER: Events: News</b> <a href="http://es.epa.gov/ncer/events/news/2005/10_25_05a_feature.html">http://es.epa.gov/ncer/events/news/2005/10_25_05a_feature.html</a>	208	210	00:02:40
100.	<b>Environmental Protection Agency</b> <a href="http://es.epa.gov/ncer/staa/forms.html">http://es.epa.gov/ncer/staa/forms.html</a>	208	244	00:02:20
	<b>Subtotal for rows: 1 - 100</b>	-	<b>90,421</b>	-
	<b>Other</b>	-	<b>92,012</b>	-
	<b>Total</b>	-	<b>182,433</b>	-

items 1-100 of 200

Pages

	Pages	Average Time to Serve (ms)
■ 1.	<b>EPA: ORD: National Center For Environmental Research</b> <a href="http://es.epa.gov/ncer/">http://es.epa.gov/ncer/</a>	0
■ 2.	<b>EPA: ORD: NCER: Environmental Research Grant Announcements</b> <a href="http://es.epa.gov/ncer/rfa/">http://es.epa.gov/ncer/rfa/</a>	0
■ 3.	<b>EPA: P3 Award: A Student Design Competition for Sustainability</b> <a href="http://es.epa.gov/ncer/p3/">http://es.epa.gov/ncer/p3/</a>	0
■ 4.	<b>EPA: ORD: NCER: Small Business Innovation Research</b> <a href="http://es.epa.gov/ncer/sbir/">http://es.epa.gov/ncer/sbir/</a>	0
■ 5.	<b>EPA: ORD: NCER: STAR Fellowships</b> <a href="http://es.epa.gov/ncer/fellow/">http://es.epa.gov/ncer/fellow/</a>	0
■ 6.	<b>EPA: ORD: NCER: Funding Opportunities</b> <a href="http://es.epa.gov/ncer/rfa/2006/2006_p3.html">http://es.epa.gov/ncer/rfa/2006/2006_p3.html</a>	0
■ 7.	<b>EPA: ORD: NCER: STAR Grants and Cooperative Agreements</b> <a href="http://es.epa.gov/ncer/grants/">http://es.epa.gov/ncer/grants/</a>	0
■ 8.	<b>EPA: ORD: NCER: Funding Opportunities</b> <a href="http://es.epa.gov/ncer/rfa/2005/2005_star_nano.html">http://es.epa.gov/ncer/rfa/2005/2005_star_nano.html</a>	0
■ 9.	<b>EPA: ORD: NCER: Funding Opportunities</b> <a href="http://es.epa.gov/ncer/rfa/2006/2006_star_fellow.html">http://es.epa.gov/ncer/rfa/2006/2006_star_fellow.html</a>	0
■ 10.	<b>EPA: ORD: NCER: Research Opportunities: Forms and Standard Instructions</b> <a href="http://es.epa.gov/ncer/rfa/forms/">http://es.epa.gov/ncer/rfa/forms/</a>	0
■ 11.	<b>EPA: Nanotechnology</b> <a href="http://es.epa.gov/ncer/nano/">http://es.epa.gov/ncer/nano/</a>	0
■ 12.	<b>EPA: ORD: NCER: Funding Opportunities</b> <a href="http://es.epa.gov/ncer/rfa/2006/2006_gro_solicitation.html">http://es.epa.gov/ncer/rfa/2006/2006_gro_solicitation.html</a>	0
■ 13.	<b>EPA: ORD: NCER: Events: Calendar</b> <a href="http://es.epa.gov/ncer/events/">http://es.epa.gov/ncer/events/</a>	0
■ 14.	<b>EPA: ORD: NCER: Funding Opportunities</b> <a href="http://es.epa.gov/ncer/rfa/2005/2005_ecohab.html">http://es.epa.gov/ncer/rfa/2005/2005_ecohab.html</a>	0
■ 15.	<b>EPA: ORD: NCER: Funding Opportunities</b> <a href="http://es.epa.gov/ncer/rfa/2005/2005_sbir_phase1.html">http://es.epa.gov/ncer/rfa/2005/2005_sbir_phase1.html</a>	0
■ 16.	<b>EPA: ORD: NCER: Guidance &amp; FAQs</b> <a href="http://es.epa.gov/ncer/guidance/">http://es.epa.gov/ncer/guidance/</a>	0

	Pages	Average Time to Serve (ms)
17.	<b>EPA: ORD: NCER: Funding Opportunities</b> <a href="http://es.epa.gov/ncer/rfa/2005/2005_star_biotech.html">http://es.epa.gov/ncer/rfa/2005/2005_star_biotech.html</a>	0
18.	<b>EPA: ORD: NCER: Other Programs: EPSCoR</b> <a href="http://es.epa.gov/ncer/other/">http://es.epa.gov/ncer/other/</a>	0
19.	<b>EPA: ORD: NCER: Funding Opportunities</b> <a href="http://es.epa.gov/ncer/rfa/2006/2006_gro_undegrad_fellow.html">http://es.epa.gov/ncer/rfa/2006/2006_gro_undegrad_fellow.html</a>	0
20.	<b>EPA: P3 Award: Press Release May 17, 2005</b> <a href="http://es.epa.gov/ncer/p3/press/news_article_102705.html">http://es.epa.gov/ncer/p3/press/news_article_102705.html</a>	0
21.	<b>EPA: ORD: NCER: Publications &amp; Proceedings</b> <a href="http://es.epa.gov/ncer/publications/">http://es.epa.gov/ncer/publications/</a>	0
22.	<b>EPA: ORD: NCER: Research Results</b> <a href="http://es.epa.gov/ncer/results/">http://es.epa.gov/ncer/results/</a>	0
23.	<b>EPA: National Center For Environmental Research</b> <a href="http://es.epa.gov/ncer/science/">http://es.epa.gov/ncer/science/</a>	0
24.	<b>EPA: ORD: NCER: Funding Opportunities</b> <a href="http://es.epa.gov/ncer/rfa/2006/2006_gro_fellow.html">http://es.epa.gov/ncer/rfa/2006/2006_gro_fellow.html</a>	0
25.	<b>EPA: P3 Award: Other Resources</b> <a href="http://es.epa.gov/ncer/p3/p3_grants_comp.html">http://es.epa.gov/ncer/p3/p3_grants_comp.html</a>	0
26.	<b>EPA: NCER: Research Centers</b> <a href="http://es.epa.gov/ncer/centers/">http://es.epa.gov/ncer/centers/</a>	0
27.	<b>EPA: ORD: NCER: About NCER</b> <a href="http://es.epa.gov/ncer/about/">http://es.epa.gov/ncer/about/</a>	0
28.	<b>EPA: NCER: P3</b> <a href="http://es.epa.gov/ncer/p3recipients/2005/">http://es.epa.gov/ncer/p3recipients/2005/</a>	0
29.	<b>EPA: ORD: NCER: Collaborative Science and Technology Network for Sustainability (CNS)</b> <a href="http://es.epa.gov/ncer/cns/">http://es.epa.gov/ncer/cns/</a>	0
30.	<b>Environmental Protection Agency</b> <a href="http://es.epa.gov/ncer/fellow/recipients/star_fellow05.html">http://es.epa.gov/ncer/fellow/recipients/star_fellow05.html</a>	0
31.	<b>EPA: ORD: NCER: Funding Opportunities</b> <a href="http://es.epa.gov/ncer/rfa/2005/2005_tropospheric_air_pollution.html">http://es.epa.gov/ncer/rfa/2005/2005_tropospheric_air_pollution.html</a>	0
32.	<b>Environmental Protection Agency</b> <a href="http://es.epa.gov/ncer/rfa/archive/grants/">http://es.epa.gov/ncer/rfa/archive/grants/</a>	0
33.	<b>EPA: ORD: NCER: Small Business Innovation Research</b> <a href="http://es.epa.gov/ncer/rfa/archive/sbir/">http://es.epa.gov/ncer/rfa/archive/sbir/</a>	0

	Pages	Average Time to Serve (ms)
34.	<b>EPA: P3 Award: Project Descriptions, Websites, and Photos</b> <a href="http://es.epa.gov/ncer/p3/project_websites/2004_project_websites.html">http://es.epa.gov/ncer/p3/project_websites/2004_project_websites.html</a>	0
35.	<b>EPA: ORD: NCER: Grants: Recipients List</b> <a href="http://es.epa.gov/ncer/grants/recipients_index.html">http://es.epa.gov/ncer/grants/recipients_index.html</a>	0
36.	<b>EPA: P3 Award: News and Information: P3 Newsroom: 2006 National Mall P3 Award Competition Draft Agenda</b> <a href="http://es.epa.gov/ncer/p3/press/agenda06.html">http://es.epa.gov/ncer/p3/press/agenda06.html</a>	0
37.	<b>EPA: P3 Award: Fact Sheet</b> <a href="http://es.epa.gov/ncer/p3/fact_sheet.html">http://es.epa.gov/ncer/p3/fact_sheet.html</a>	0
38.	<b>Environmental Protection Agency: National Center For Environmental Research: STAR/GRO Graduate Fellowship FAQs</b> <a href="http://es.epa.gov/ncer/guidance/faqs/faq_gro_grad.html">http://es.epa.gov/ncer/guidance/faqs/faq_gro_grad.html</a>	0
39.	<b>EPA: ORD: NCER: Funding Opportunities</b> <a href="http://es.epa.gov/ncer/rfa/2004/2004_manufactured_nano.html">http://es.epa.gov/ncer/rfa/2004/2004_manufactured_nano.html</a>	0
40.	<b>EPA: P3 Award: Projects and Recipients</b> <a href="http://es.epa.gov/ncer/p3/projects_recipients.html">http://es.epa.gov/ncer/p3/projects_recipients.html</a>	0
41.	<b>EPA: ORD: NCER: Funding Opportunities</b> <a href="http://es.epa.gov/ncer/rfa/2004/2005_star_grad_fellow.html">http://es.epa.gov/ncer/rfa/2004/2005_star_grad_fellow.html</a>	0
42.	<b>EPA: ORD: NCER: Events: News</b> <a href="http://es.epa.gov/ncer/events/news/2005/06_29_05.html">http://es.epa.gov/ncer/events/news/2005/06_29_05.html</a>	0
43.	<b>EPA: ORD: NCER: Research on Drinking Water</b> <a href="http://es.epa.gov/ncer/publications/topical/drinking.html">http://es.epa.gov/ncer/publications/topical/drinking.html</a>	0
44.	<b>EPA: ORD: NCER: Guidance &amp; FAQs: Frequently Asked Questions</b> <a href="http://es.epa.gov/ncer/guidance/faqs.html">http://es.epa.gov/ncer/guidance/faqs.html</a>	0
45.	<b>EPA: ORD: NCER: Research Opportunities: FY 2002 Science To Achieve</b> <a href="http://es.epa.gov/ncer/P3/forms/">http://es.epa.gov/ncer/P3/forms/</a>	0
46.	<b>EPA: Nanotechnology</b> <a href="http://es.epa.gov/ncer/nano/factsheet/">http://es.epa.gov/ncer/nano/factsheet/</a>	0
47.	<b>EPA: ORD: NCER: Funding Opportunities</b> <a href="http://es.epa.gov/ncer/rfa/2004/2005_gro_undegrad_fellow.html">http://es.epa.gov/ncer/rfa/2004/2005_gro_undegrad_fellow.html</a>	0
48.	<b>EPA: ORD: NCER: Research Opportunities: Current RFA</b> <a href="http://es.epa.gov/ncer/rfa/current/2003_mai_grad.html">http://es.epa.gov/ncer/rfa/current/2003_mai_grad.html</a>	0

	Pages	Average Time to Serve (ms)
49.	<b>EPA: ORD: NCER: Research Opportunities: Current RFA</b> <a href="http://es.epa.gov/ncer/rfa/current/2003_mai_under.html">http://es.epa.gov/ncer/rfa/current/2003_mai_under.html</a>	0
50.	<b>Environmental Protection Agency</b> <a href="http://es.epa.gov/ncer/staa/">http://es.epa.gov/ncer/staa/</a>	0
51.	<b>Environmental Protection Agency</b> <a href="http://es.epa.gov/ncer/science/pm/">http://es.epa.gov/ncer/science/pm/</a>	0
52.	<b>EPA: ORD: NCER: Research Opportunities: Archive</b> <a href="http://es.epa.gov/ncer/rfa/archive/">http://es.epa.gov/ncer/rfa/archive/</a>	0
53.	<b>EPA: NCER: P3 Award: A National Student Design Competition for Sustainability focusing on People, Prosperity, and the Planet</b> <a href="http://es.epa.gov/ncer/p3/designs_sustain_rfp_2005.html">http://es.epa.gov/ncer/p3/designs_sustain_rfp_2005.html</a>	0
54.	<b>EPA: ORD: NCER: Funding Opportunities</b> <a href="http://es.epa.gov/ncer/rfa/2004/2005_grad_fellow.html">http://es.epa.gov/ncer/rfa/2004/2005_grad_fellow.html</a>	0
55.	<b>EPA: Nanotechnology: Research Projects</b> <a href="http://es.epa.gov/ncer/nano/research/">http://es.epa.gov/ncer/nano/research/</a>	0
56.	<b>EPA: ORD: NCER: Events: News</b> <a href="http://es.epa.gov/ncer/events/news/2005/11_17_05_feature.html">http://es.epa.gov/ncer/events/news/2005/11_17_05_feature.html</a>	0
57.	<b>EPA: ORD: NCER: Events: Archive</b> <a href="http://es.epa.gov/ncer/events/news/">http://es.epa.gov/ncer/events/news/</a>	0
58.	<b>EPA: Nanotechnology: Basic Information</b> <a href="http://es.epa.gov/ncer/nano/questions/">http://es.epa.gov/ncer/nano/questions/</a>	0
59.	<b>EPA: P3 Award: Other Resources</b> <a href="http://es.epa.gov/ncer/p3/p3_mall_award_comp.html">http://es.epa.gov/ncer/p3/p3_mall_award_comp.html</a>	0
60.	<b>EPA: ORD: NCER: Funding Opportunities</b> <a href="http://es.epa.gov/ncer/rfa/2005/2005_vep.html">http://es.epa.gov/ncer/rfa/2005/2005_vep.html</a>	0
61.	<b>Environmental Protection Agency</b> <a href="http://es.epa.gov/ncer/guidance/star_faq.html">http://es.epa.gov/ncer/guidance/star_faq.html</a>	0
62.	<b>EPA: ORD: NCER: Events: News</b> <a href="http://es.epa.gov/ncer/events/news/2005/03_08_05_feature.html">http://es.epa.gov/ncer/events/news/2005/03_08_05_feature.html</a>	0
63.	<b>EPA: ORD: NCER: About NCER: Quick Guide</b> <a href="http://es.epa.gov/ncer/about/quickguide.html">http://es.epa.gov/ncer/about/quickguide.html</a>	0
64.	<b>EPA: ORD: NCER: Research Opportunities</b> <a href="http://es.epa.gov/ncer/rfa/current/2004_grad_fellow.html">http://es.epa.gov/ncer/rfa/current/2004_grad_fellow.html</a>	0
65.	<b>Environmental Protection Agency</b> <a href="http://es.epa.gov/ncer/fellow/recipients/gro_fellow05.html">http://es.epa.gov/ncer/fellow/recipients/gro_fellow05.html</a>	0

	Pages	Average Time to Serve (ms)
66.	<b>EPA: P3 Award: Project Descriptions, Websites, and Photos</b> <a href="http://es.epa.gov/ncer/p3/project_websites/2005/2005_phase_1_project_websites.html">http://es.epa.gov/ncer/p3/project_websites/2005/2005_phase_1_project_websites.html</a>	0
67.	<b>Environmental Protection Agency</b> <a href="http://es.epa.gov/ncer/publications/nano/">http://es.epa.gov/ncer/publications/nano/</a>	0
68.	<b>EPA: ORD: NCER: Funding Opportunities</b> <a href="http://es.epa.gov/ncer/rfa/2005/2005_nonlinear_responses.html">http://es.epa.gov/ncer/rfa/2005/2005_nonlinear_responses.html</a>	0
69.	<b>EPA: ORD: NCER: STAR Reports</b> <a href="http://es.epa.gov/ncer/publications/starreport/">http://es.epa.gov/ncer/publications/starreport/</a>	0
70.	<b>EPA: NCER: P3 Award: A National Student Design Competition for Sustainability focusing on People, Prosperity, and the Planet</b> <a href="http://es.epa.gov/ncer/p3/designs_sustain_rfp.html">http://es.epa.gov/ncer/p3/designs_sustain_rfp.html</a>	0
71.	<b>EPA: ORD: NCER: Small Business Innovation Research</b> <a href="http://es.epa.gov/ncer/rfa/archive/sbir/phase1.html">http://es.epa.gov/ncer/rfa/archive/sbir/phase1.html</a>	0
72.	<b>EPA: Nanotechnology</b> <a href="http://es.epa.gov/ncer/nano/lectures/">http://es.epa.gov/ncer/nano/lectures/</a>	0
73.	<b>Environmental Protection Agency</b> <a href="http://es.epa.gov/ncer/fellow/recipients/gro_undergrad_fellow05.html">http://es.epa.gov/ncer/fellow/recipients/gro_undergrad_fellow05.html</a>	0
74.	<b>EPA: ORD: NCER: STAR Research Capsules</b> <a href="http://es.epa.gov/ncer/publications/topical/">http://es.epa.gov/ncer/publications/topical/</a>	0
75.	<b>EPA: ORD: NCER: Mercury Research</b> <a href="http://es.epa.gov/ncer/publications/topical/mercury.html">http://es.epa.gov/ncer/publications/topical/mercury.html</a>	0
76.	<b>EPA: Nanotechnology: Science &amp; Technology</b> <a href="http://es.epa.gov/ncer/nano/publications/">http://es.epa.gov/ncer/nano/publications/</a>	0
77.	<b>EPA: P3 Award: Partners</b> <a href="http://es.epa.gov/ncer/p3/partners/">http://es.epa.gov/ncer/p3/partners/</a>	0
78.	<b>Environmental Protection Agency</b> <a href="http://es.epa.gov/ncer/science/economics/">http://es.epa.gov/ncer/science/economics/</a>	0
79.	<b>EPA: Nanotechnology</b> <a href="http://es.epa.gov/ncer/nano/solicitation/">http://es.epa.gov/ncer/nano/solicitation/</a>	0
80.	<b>EPA: P3 Award: P3 Newsroom</b> <a href="http://es.epa.gov/ncer/p3/press/">http://es.epa.gov/ncer/p3/press/</a>	0
81.	<b>EPA: P3 Award: Eligibility</b> <a href="http://es.epa.gov/ncer/p3/eligibility/">http://es.epa.gov/ncer/p3/eligibility/</a>	0
82.	<b>EPA: P3 Award: Other Resources</b> <a href="http://es.epa.gov/ncer/p3/news.html">http://es.epa.gov/ncer/p3/news.html</a>	0


	Pages	Average Time to Serve (ms)
83.	<b>EPA: ORD: NCER: Research Opportunities: STAR Fellowship Archives</b> <a href="http://es.epa.gov/ncer/rfa/archive/fellow/">http://es.epa.gov/ncer/rfa/archive/fellow/</a>	0
84.	<b>EPA: Nanotechnology</b> <a href="http://es.epa.gov/ncer/nano/newsroom/">http://es.epa.gov/ncer/nano/newsroom/</a>	0
85.	<b>Environmental Protection Agency</b> <a href="http://es.epa.gov/ncer/fellow/recipients/star_fellow04.html">http://es.epa.gov/ncer/fellow/recipients/star_fellow04.html</a>	0
86.	<b>EPA: ORD: NCER: Events: News</b> <a href="http://es.epa.gov/ncer/events/news/2006/01_04_06_feature.html">http://es.epa.gov/ncer/events/news/2006/01_04_06_feature.html</a>	0
87.	<b>EPA: ORD: NCER: EPA SBIR Program Success Stories</b> <a href="http://es.epa.gov/ncer/sbir/success/">http://es.epa.gov/ncer/sbir/success/</a>	0
88.	<b>EPA: P3 Award: Press Release May 18, 2005</b> <a href="http://es.epa.gov/ncer/p3/press/zimmerman_es_say_10_19_2005.html">http://es.epa.gov/ncer/p3/press/zimmerman_es_say_10_19_2005.html</a>	0
89.	<b>EPA: Nanotechnology</b> <a href="http://es.epa.gov/ncer/nano/relevant_meetings/">http://es.epa.gov/ncer/nano/relevant_meetings/</a>	0
90.	<b>EPA: Nanotechnology</b> <a href="http://es.epa.gov/ncer/nano/links/">http://es.epa.gov/ncer/nano/links/</a>	0
91.	<b>Environmental Protection Agency</b> <a href="http://es.epa.gov/ncer/fellow/recipients/star_fellow03.html">http://es.epa.gov/ncer/fellow/recipients/star_fellow03.html</a>	0
92.	<b>EPA: P3 Award: Research Results</b> <a href="http://es.epa.gov/ncer/p3/results.html">http://es.epa.gov/ncer/p3/results.html</a>	0
93.	<b>EPA: ORD: NCER: Funding Opportunities</b> <a href="http://es.epa.gov/ncer/rfa/2004/2004_collab_science.html">http://es.epa.gov/ncer/rfa/2004/2004_collab_science.html</a>	0
94.	<b>EPA: ORD: NCER: STAR Fellowships</b> <a href="http://es.epa.gov/ncer/fellow/fellow_2005.html">http://es.epa.gov/ncer/fellow/fellow_2005.html</a>	0
95.	<b>Environmental Protection Agency</b> <a href="http://es.epa.gov/ncer/rfa/current/2003_nano.html">http://es.epa.gov/ncer/rfa/current/2003_nano.html</a>	0
96.	<b>EPA: ORD: NCER: Funding Opportunities</b> <a href="http://es.epa.gov/ncer/rfa/2004/2004_sbir_phase1.html">http://es.epa.gov/ncer/rfa/2004/2004_sbir_phase1.html</a>	0
97.	<b>EPA: ORD: NCER: Events: News</b> <a href="http://es.epa.gov/ncer/events/news/2005/04_13_05_feature.html">http://es.epa.gov/ncer/events/news/2005/04_13_05_feature.html</a>	0
98.	<b>EPA: ORD: NCER: Funding Opportunities</b> <a href="http://es.epa.gov/ncer/rfa/2004/2004_pm_research.html">http://es.epa.gov/ncer/rfa/2004/2004_pm_research.html</a>	0
99.	<b>EPA: ORD: NCER: Events: News</b> <a href="http://es.epa.gov/ncer/events/news/2005/10_25_05a_feature.html">http://es.epa.gov/ncer/events/news/2005/10_25_05a_feature.html</a>	0



	Pages	Average Time to Serve (ms)
■ 100.	<b>Environmental Protection Agency</b> <a href="http://es.epa.gov/ncer/staa/forms.html">http://es.epa.gov/ncer/staa/forms.html</a>	0
	<b>Subtotal for rows: 1 - 100</b>	-
	<b>Other</b>	-
	<b>Total</b>	-

items 1-100 of 200

**Pages - Help Card**



### Column Definitions

**Pages**  
Any displayed page. You can specify for each profile the types of files that qualify as a page. These settings can be changed by the WebTrends administrator.


**Visits**  
Number of visits to this page. A visit is a series of actions that begins when a visitor views the first page from the server, and ends when the visitor leaves the site or remains idle beyond the idle-time limit. The default idle-time limit is thirty minutes. This time limit can be changed by the system administrator.

**Views**  
Number of times this page was viewed by visitors.

**Average Time Viewed**  
Average length of time the specified page was viewed. (The format is hh:mm:ss - hours:minutes:seconds.)

**Average Time to Serve**  
Average amount of time (in milliseconds) it took to serve each document during the specified time interval. The time to serve spans from the time the server got a page request until it transmitted all the data.  
**Note:** Zero values in this column probably indicates that your web server is not logging Time to Serve information.

---



### Report Descriptions

Pages with good content and design are more likely to attract visitors and be revisited. Less popular pages on a site can be made more appealing by improving the content or incorporating design elements similar to that on the more important pages. Always remember that people are far more interested in content than in design, and average view times can help determine which content is most important to your visitors.

# Content Groups

This report identifies the most popular groups of web site pages and how often they were visited.

## Content Groups Trend

No data is available for this graph.

## Content Groups

No data is available for this graph.

## Content Groups

No data is available for this table.

## Content Groups - Help Card



### Column Definitions

#### Content Group

A defined group of web pages with specific things in common, such as the same types of products, services, or information.

#### Visits

Number of visits where the visitor viewed at least one page in the specified content group. A visit is a series of actions that begins when a visitor views their first page from the server, and ends when the visitor leaves the site or remains idle beyond the idle-time limit. The default idle-time limit is thirty minutes. This time limit can be changed by the system administrator.

#### Hits

Each file requested by a visitor registers as a hit. There can be several hits on each page. While the volume of hits reflects the amount of server traffic, it is not an accurate reflection of the number of pages viewed.



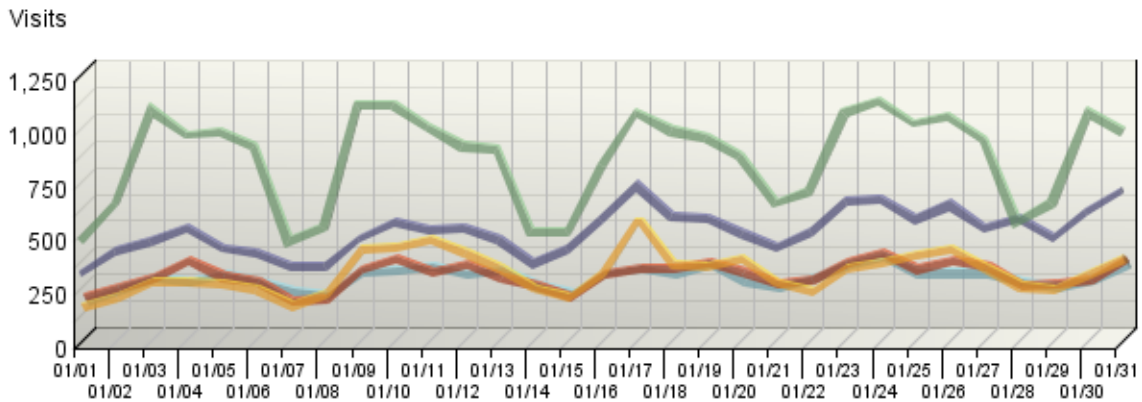
### **Report Descriptions**

The information on this page can show you which content groups were most popular. This will reveal the reasons people visit your web site, and what is most interesting and least interesting to them.

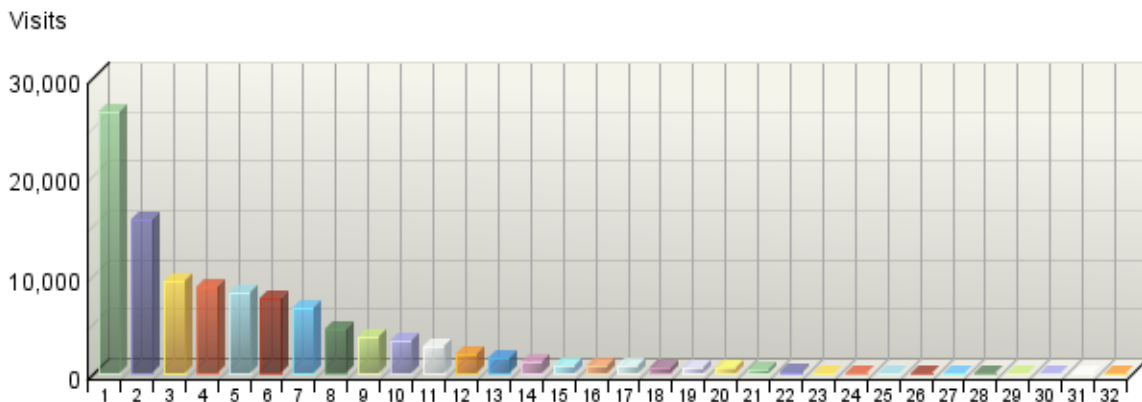
# Directories

This report lists the most commonly accessed directories on your web site. This information can help determine the types of data most often requested.

**Directories Trend**



**Directories**



**Directories**

	Path To Directory	Visits	Hits	Kbytes Transferred
■ 1.	<a href="http://es.epa.gov/ncer/rfa">http://es.epa.gov/ncer/rfa</a>	26,457	59,208	3,053,228
■ 2.	<a href="http://es.epa.gov/ncer/publications">http://es.epa.gov/ncer/publications</a>	15,534	58,439	25,314,940
■ 3.	<a href="http://es.epa.gov/ncer/p3">http://es.epa.gov/ncer/p3</a>	9,364	25,058	468,076
■ 4.	<a href="http://es.epa.gov/ncer/sbir">http://es.epa.gov/ncer/sbir</a>	8,751	15,601	1,017,375

	<b>Path To Directory</b>	<b>Visits</b>	<b>Hits</b>	<b>Kbytes Transferred</b>
5.	<a href="http://es.epa.gov/ncer/fellow">http://es.epa.gov/ncer/fellow</a>	8,238	17,377	1,972,700
6.	<a href="http://es.epa.gov/ncer/">http://es.epa.gov/ncer/</a>	7,624	12,676	322,847
7.	<a href="http://es.epa.gov/ncer/events">http://es.epa.gov/ncer/events</a>	6,707	16,389	489,931
8.	<a href="http://es.epa.gov/ncer/index_files">http://es.epa.gov/ncer/index_files</a>	4,413	5,242	139,153
9.	<a href="http://es.epa.gov/ncer/nano">http://es.epa.gov/ncer/nano</a>	3,605	17,053	2,492,275
10.	<a href="http://es.epa.gov/ncer/grants">http://es.epa.gov/ncer/grants</a>	3,359	4,514	129,399
11.	<a href="http://es.epa.gov/ncer/centers">http://es.epa.gov/ncer/centers</a>	2,806	7,546	299,091
12.	<a href="http://es.epa.gov/ncer/guidance">http://es.epa.gov/ncer/guidance</a>	1,861	3,086	79,248
13.	<a href="http://es.epa.gov/ncer/science">http://es.epa.gov/ncer/science</a>	1,603	4,271	422,121
14.	<a href="http://es.epa.gov/ncer/staa">http://es.epa.gov/ncer/staa</a>	1,089	2,730	64,274
15.	<a href="http://es.epa.gov/ncer/other">http://es.epa.gov/ncer/other</a>	863	1,173	72,781
16.	<a href="http://es.epa.gov/ncer/about">http://es.epa.gov/ncer/about</a>	724	1,034	22,092
17.	<a href="http://es.epa.gov/ncer/results">http://es.epa.gov/ncer/results</a>	706	903	22,837
18.	<a href="http://es.epa.gov/ncer/cns">http://es.epa.gov/ncer/cns</a>	654	1,030	19,912
19.	<a href="http://es.epa.gov/ncer/P3recipients">http://es.epa.gov/ncer/P3recipients</a>	539	690	5,628
20.	<a href="http://es.epa.gov/ncer/briefings">http://es.epa.gov/ncer/briefings</a>	511	2,028	279,643
21.	<a href="http://es.epa.gov/ncer/news">http://es.epa.gov/ncer/news</a>	302	328	1,465
22.	<a href="http://es.epa.gov/ncer/early">http://es.epa.gov/ncer/early</a>	155	207	447
23.	<a href="http://es.epa.gov/ncer/2005bioinformatics">http://es.epa.gov/ncer/2005bioinformatics</a>	81	107	614
24.	<a href="http://es.epa.gov/">http://es.epa.gov/</a>	29	36	966
25.	<a href="http://es.epa.gov/ncer/epscor">http://es.epa.gov/ncer/epscor</a>	27	39	541
26.	<a href="http://es.epa.gov/ncer/pdf">http://es.epa.gov/ncer/pdf</a>	15	29	150
27.	<a href="http://es.epa.gov/ncer/progress">http://es.epa.gov/ncer/progress</a>	4	7	0
28.	<a href="http://es.epa.gov/ncer/tsegrants">http://es.epa.gov/ncer/tsegrants</a>	2	6	450
29.	<a href="http://es.epa.gov/ncer/draftsurvey">http://es.epa.gov/ncer/draftsurvey</a>	1	2	48
30.	<a href="http://es.epa.gov/ncer/nanotechnology">http://es.epa.gov/ncer/nanotechnology</a>	1	1	15
31.	<a href="http://es.epa.gov/ncer/styles">http://es.epa.gov/ncer/styles</a>	1	2	0
32.	<a href="http://es.epa.gov/ncer/images">http://es.epa.gov/ncer/images</a>	1	1	0
	<b>Total</b>	-	<b>256,813</b>	<b>36,692,232</b>

items 1-32 of 32

## Directories - Help Card



### Column Definitions

#### Path to Directory

The full URL path to the directory being analyzed.

#### Visits

Number of visits to pages within the specified directory. A visit is a series of actions that begins when a visitor views their first page from the server, and ends when the visitor leaves the site or remains idle beyond the idle-time limit. The default idle-time limit is thirty minutes. This time limit can be changed by the system administrator.

#### Hits

Each file requested by a visitor registers as a hit. There can be several hits on each page. While the volume of hits reflects the amount of server traffic, it is not an accurate reflection of the number of pages viewed.

#### Kbytes Transferred

Number of kilobytes of data transferred by the server from the specified directory to your visitors.



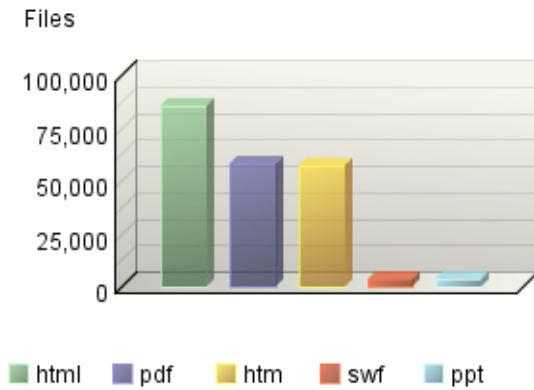
### Report Descriptions

This report indicates the content visitors are most interested in. Use this information to determine which content areas to develop further, which areas to focus on less, and how you can arrange your content most effectively. If the table is sorted by kilobytes of data transferred, this page reveals what kind of data the server spends the most time transferring, and may suggest different ways to organize your data, or different ways to distribute the server load if you have more than one server.

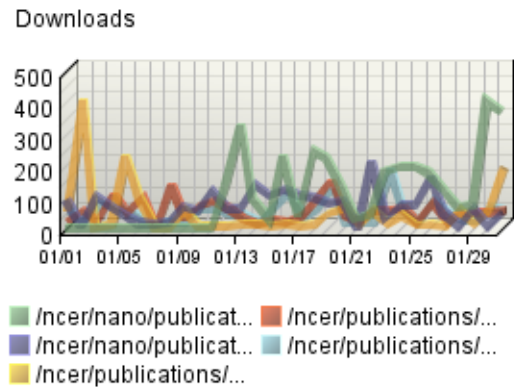
# Files Dashboard

This displays key graphs and tables that provide an overview of the Files chapter. When viewing through the on-demand interface, you can click on the title of a graph or table to navigate to the corresponding page.

**Accessed File Types by Files**



**Downloaded Files Trend**



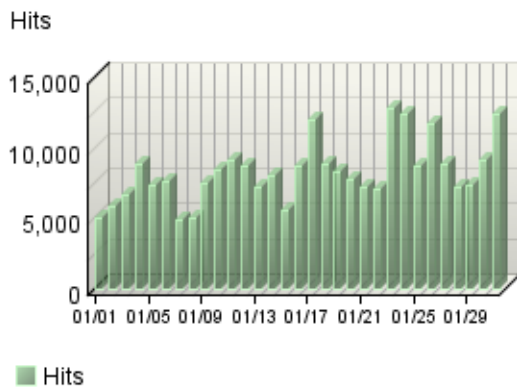
**Uploaded Files**

No data is available for this graph.

**Hit Summary**

Successful Hits for Entire Site	256,813
Average Hits per Day	8,284
Home Page Hits	3,497

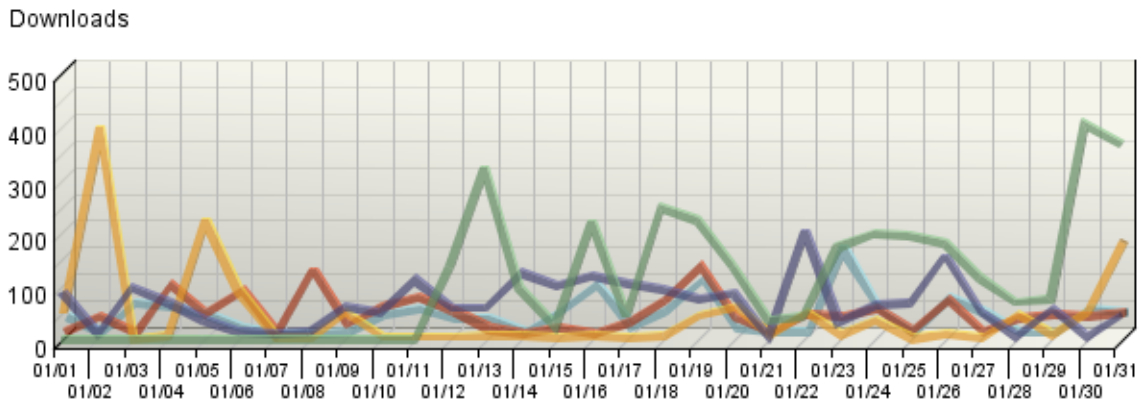
**Hits Trend**



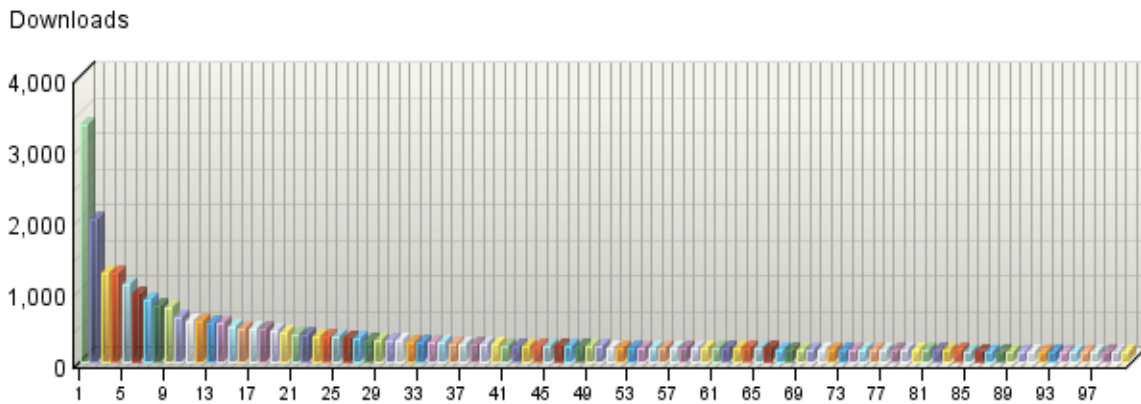
# Downloaded Files

This report identifies the most popular files downloaded from your site.

**Downloaded Files Trend**



**Downloaded Files**



**Downloaded Files**

	Downloaded Files	Downloads	% Downloads	Visits
■ 1.	<a href="http://es.epa.gov/ncer/nano/publications/whitepaper12022005.pdf">http://es.epa.gov/ncer/nano/publications/whitepaper12022005.pdf</a>	3,313	5.19%	266
■ 2.	<a href="http://es.epa.gov/ncer/nano/publications/8-18-04/fnanoproc_092005.pdf">http://es.epa.gov/ncer/nano/publications/8-18-04/fnanoproc_092005.pdf</a>	2,005	3.14%	199
■ 3.	<a href="http://es.epa.gov/ncer/publications/workshop/pdf/endocrine_disruptors.pdf">http://es.epa.gov/ncer/publications/workshop/pdf/endocrine_disruptors.pdf</a>	1,253	1.96%	60



	<b>Downloaded Files</b>	<b>Downloads</b>	<b>% Downloads</b>	<b>Visits</b>
4.	<a href="http://es.epa.gov/ncer/publications/workshop/nano_proceed.pdf">http://es.epa.gov/ncer/publications/workshop/nano_proceed.pdf</a>	1,238	1.94%	219
5.	<a href="http://es.epa.gov/ncer/publications/overview/bioavailability_complete_book.pdf">http://es.epa.gov/ncer/publications/overview/bioavailability_complete_book.pdf</a>	1,071	1.68%	157
6.	<a href="http://es.epa.gov/ncer/nano/lectures/merzbacher_05_02_05_presentation.pdf">http://es.epa.gov/ncer/nano/lectures/merzbacher_05_02_05_presentation.pdf</a>	940	1.47%	86
7.	<a href="http://es.epa.gov/ncer/publications/workshop/microorganisms_drinking_water_proceedings.pdf">http://es.epa.gov/ncer/publications/workshop/microorganisms_drinking_water_proceedings.pdf</a>	865	1.35%	45
8.	<a href="http://es.epa.gov/ncer/publications/meetings/8-18-04/pdf/drzal_epa-star_08-17-04_(final).pdf">http://es.epa.gov/ncer/publications/meetings/8-18-04/pdf/drzal_epa-star_08-17-04_(final).pdf</a>	797	1.25%	121
9.	<a href="http://es.epa.gov/ncer/publications/nano/nanotechnology4-20-04.pdf">http://es.epa.gov/ncer/publications/nano/nanotechnology4-20-04.pdf</a>	749	1.17%	115
10.	<a href="http://es.epa.gov/ncer/nano/lectures/maynard_06_13_05_presentation.pdf">http://es.epa.gov/ncer/nano/lectures/maynard_06_13_05_presentation.pdf</a>	630	0.99%	86
11.	<a href="http://es.epa.gov/ncer/publications/ncer/ncer_annualreport.pdf">http://es.epa.gov/ncer/publications/ncer/ncer_annualreport.pdf</a>	575	0.90%	108
12.	<a href="http://es.epa.gov/ncer/publications/meetings/8-18-04/pdf/wang.pdf">http://es.epa.gov/ncer/publications/meetings/8-18-04/pdf/wang.pdf</a>	555	0.87%	63
13.	<a href="http://es.epa.gov/ncer/nano/publications/2002_august_nano_star_workshop.pdf">http://es.epa.gov/ncer/nano/publications/2002_august_nano_star_workshop.pdf</a>	550	0.86%	111
14.	<a href="http://es.epa.gov/ncer/rfa/forms/epaf2003.pdf">http://es.epa.gov/ncer/rfa/forms/epaf2003.pdf</a>	537	0.84%	369
15.	<a href="http://es.epa.gov/ncer/publications/nano/pdf/BaerEPA-Workshop--SmallParticleChemistry-final.pdf">http://es.epa.gov/ncer/publications/nano/pdf/BaerEPA-Workshop--SmallParticleChemistry-final.pdf</a>	477	0.75%	56
16.	<a href="http://es.epa.gov/ncer/publications/nano/pdf/Hwang.pdf">http://es.epa.gov/ncer/publications/nano/pdf/Hwang.pdf</a>	464	0.73%	88
17.	<a href="http://es.epa.gov/ncer/science/economics/science_econ1.pdf">http://es.epa.gov/ncer/science/economics/science_econ1.pdf</a>	459	0.72%	32
18.	<a href="http://es.epa.gov/ncer/publications/meetings/8-18-04/pdf/epa-winter.pdf">http://es.epa.gov/ncer/publications/meetings/8-18-04/pdf/epa-winter.pdf</a>	458	0.72%	73
19.	<a href="http://es.epa.gov/ncer/publications/regions/5/pdf/plewa7_14_2004.pdf">http://es.epa.gov/ncer/publications/regions/5/pdf/plewa7_14_2004.pdf</a>	421	0.66%	63
20.	<a href="http://es.epa.gov/ncer/publications/meetings/8-18-04/pdf/beaver-2.pdf">http://es.epa.gov/ncer/publications/meetings/8-18-04/pdf/beaver-2.pdf</a>	397	0.62%	49
21.	<a href="http://es.epa.gov/ncer/nano/lectures/zhang0705.pdf">http://es.epa.gov/ncer/nano/lectures/zhang0705.pdf</a>	381	0.60%	52
22.	<a href="http://es.epa.gov/ncer/science/pm/pm.pdf">http://es.epa.gov/ncer/science/pm/pm.pdf</a>	372	0.58%	26
23.	<a href="http://es.epa.gov/ncer/nano/lectures/shah92605.pdf">http://es.epa.gov/ncer/nano/lectures/shah92605.pdf</a>	358	0.56%	56
24.	<a href="http://es.epa.gov/ncer/science/pm/hei/DieselSpecialReport02.pdf">http://es.epa.gov/ncer/science/pm/hei/DieselSpecialReport02.pdf</a>	352	0.55%	62
25.	<a href="http://es.epa.gov/ncer/publications/meetings/9-15-2003/pdf/Rama.pdf">http://es.epa.gov/ncer/publications/meetings/9-15-2003/pdf/Rama.pdf</a>	345	0.54%	29
26.	<a href="http://es.epa.gov/ncer/publications/meetings/8-18-04/pdf/EPA2004Goerge_Chumanov.pdf">http://es.epa.gov/ncer/publications/meetings/8-18-04/pdf/EPA2004Goerge_Chumanov.pdf</a>	320	0.50%	60

	<b>Downloaded Files</b>	<b>Downloads</b>	<b>% Downloads</b>	<b>Visits</b>
27.	<a href="http://es.epa.gov/ncer/publications/meetings/8-18-04/pdf/bhattacharyya.pdf">http://es.epa.gov/ncer/publications/meetings/8-18-04/pdf/bhattacharyya.pdf</a>	319	0.50%	60
28.	<a href="http://es.epa.gov/ncer/publications/meetings/11-30-2005/pmcentersabstract.pdf">http://es.epa.gov/ncer/publications/meetings/11-30-2005/pmcentersabstract.pdf</a>	308	0.48%	28
29.	<a href="http://es.epa.gov/ncer/nano/lectures/roco_04_18_05_presentation.pdf">http://es.epa.gov/ncer/nano/lectures/roco_04_18_05_presentation.pdf</a>	306	0.48%	26
30.	<a href="http://es.epa.gov/ncer/sbir/2005SBIRfactsheet.pdf">http://es.epa.gov/ncer/sbir/2005SBIRfactsheet.pdf</a>	301	0.47%	248
31.	<a href="http://es.epa.gov/ncer/P3/forms/2004p3forms.pdf">http://es.epa.gov/ncer/P3/forms/2004p3forms.pdf</a>	299	0.47%	206
32.	<a href="http://es.epa.gov/ncer/publications/nano/pdf/lamNT-Tox-EPA-NSF-Talk-Breviated.pdf">http://es.epa.gov/ncer/publications/nano/pdf/lamNT-Tox-EPA-NSF-Talk-Breviated.pdf</a>	281	0.44%	64
33.	<a href="http://es.epa.gov/ncer/publications/nano/pdf/BatteasNano-Agro.pdf">http://es.epa.gov/ncer/publications/nano/pdf/BatteasNano-Agro.pdf</a>	271	0.42%	42
34.	<a href="http://es.epa.gov/ncer/rfa/forms/sf424.pdf">http://es.epa.gov/ncer/rfa/forms/sf424.pdf</a>	267	0.42%	202
35.	<a href="http://es.epa.gov/ncer/rfa/forms/support.pdf">http://es.epa.gov/ncer/rfa/forms/support.pdf</a>	265	0.41%	173
36.	<a href="http://es.epa.gov/ncer/publications/meetings/9-15-2003/pdf/GaudianaKonarka Overview - September 8, 2003.pdf">http://es.epa.gov/ncer/publications/meetings/9-15-2003/pdf/GaudianaKonarka Overview - September 8, 2003.pdf</a>	242	0.38%	16
37.	<a href="http://es.epa.gov/ncer/publications/meetings/9-15-2003/pdf/tomsonNSF 91503.pdf">http://es.epa.gov/ncer/publications/meetings/9-15-2003/pdf/tomsonNSF 91503.pdf</a>	239	0.37%	19
38.	<a href="http://es.epa.gov/ncer/publications/meetings/8-18-04/pdf/larsen.pdf">http://es.epa.gov/ncer/publications/meetings/8-18-04/pdf/larsen.pdf</a>	238	0.37%	54
39.	<a href="http://es.epa.gov/ncer/publications/meetings/8-18-04/pdf/karn-nanograntees-8-04.pdf">http://es.epa.gov/ncer/publications/meetings/8-18-04/pdf/karn-nanograntees-8-04.pdf</a>	236	0.37%	48
40.	<a href="http://es.epa.gov/ncer/rfa/2006/staa_call_2006.pdf">http://es.epa.gov/ncer/rfa/2006/staa_call_2006.pdf</a>	233	0.36%	199
41.	<a href="http://es.epa.gov/ncer/publications/nano/pdf/epa.pdf">http://es.epa.gov/ncer/publications/nano/pdf/epa.pdf</a>	227	0.36%	43
42.	<a href="http://es.epa.gov/ncer/publications/meetings/8-18-04/pdf/greg_wilson.pdf">http://es.epa.gov/ncer/publications/meetings/8-18-04/pdf/greg_wilson.pdf</a>	227	0.36%	47
43.	<a href="http://es.epa.gov/ncer/nano/relevant_meetings/NanotoxicologyMeeting2006.pdf">http://es.epa.gov/ncer/nano/relevant_meetings/NanotoxicologyMeeting2006.pdf</a>	222	0.35%	83
44.	<a href="http://es.epa.gov/ncer/publications/workshop/indicatprw00.pdf">http://es.epa.gov/ncer/publications/workshop/indicatprw00.pdf</a>	221	0.35%	41
45.	<a href="http://es.epa.gov/ncer/publications/meetings/9-28-2004/pdf/frampton.pdf">http://es.epa.gov/ncer/publications/meetings/9-28-2004/pdf/frampton.pdf</a>	220	0.34%	56
46.	<a href="http://es.epa.gov/ncer/publications/meetings/9-15-2003/pdf/BaerEPA-Workshop--SmallP articleChemistry-final.pdf">http://es.epa.gov/ncer/publications/meetings/9-15-2003/pdf/BaerEPA-Workshop--SmallP articleChemistry-final.pdf</a>	211	0.33%	27
47.	<a href="http://es.epa.gov/ncer/rfa/2004/2004_sbir_phase1.pdf">http://es.epa.gov/ncer/rfa/2004/2004_sbir_phase1.pdf</a>	208	0.33%	49
48.	<a href="http://es.epa.gov/ncer/rfa/forms/sf424.doc">http://es.epa.gov/ncer/rfa/forms/sf424.doc</a>	205	0.32%	191
49.	<a href="http://es.epa.gov/ncer/sbir/report.pdf">http://es.epa.gov/ncer/sbir/report.pdf</a>	203	0.32%	143
50.	<a href="http://es.epa.gov/ncer/publications/meetings/8-18-04/pdf/lloyd.pdf">http://es.epa.gov/ncer/publications/meetings/8-18-04/pdf/lloyd.pdf</a>	203	0.32%	42
51.	<a href="http://es.epa.gov/ncer/rfa/forms/currpen.doc">http://es.epa.gov/ncer/rfa/forms/currpen.doc</a>	202	0.32%	189

	<b>Downloaded Files</b>	<b>Downloads</b>	<b>% Downloads</b>	<b>Visits</b>
52.	<a href="http://es.epa.gov/ncer/rfa/forms/guidance.pdf">http://es.epa.gov/ncer/rfa/forms/guidance.pdf</a>	202	0.32%	164
53.	<a href="http://es.epa.gov/ncer/rfa/forms/electronic_filing_instr.pdf">http://es.epa.gov/ncer/rfa/forms/electronic_filing_instr.pdf</a>	200	0.31%	158
54.	<a href="http://es.epa.gov/ncer/publications/meetings/8-18-04/pdf/drzal_greenManf.pdf">http://es.epa.gov/ncer/publications/meetings/8-18-04/pdf/drzal_greenManf.pdf</a>	198	0.31%	41
55.	<a href="http://es.epa.gov/ncer/publications/meetings/8-18-04/pdf/wilfred_chen_aug_20.pdf">http://es.epa.gov/ncer/publications/meetings/8-18-04/pdf/wilfred_chen_aug_20.pdf</a>	193	0.30%	40
56.	<a href="http://es.epa.gov/ncer/publications/workshop/pdf/2003star_human_health_proceedings.pdf">http://es.epa.gov/ncer/publications/workshop/pdf/2003star_human_health_proceedings.pdf</a>	189	0.30%	37
57.	<a href="http://es.epa.gov/ncer/publications/regions/5/pdf/finette7_14_2004.pdf">http://es.epa.gov/ncer/publications/regions/5/pdf/finette7_14_2004.pdf</a>	189	0.30%	45
58.	<a href="http://es.epa.gov/ncer/publications/meetings/8-18-04/pdf/william_trogler.pdf">http://es.epa.gov/ncer/publications/meetings/8-18-04/pdf/william_trogler.pdf</a>	187	0.29%	41
59.	<a href="http://es.epa.gov/ncer/publications/meetings/9-27-2004/pdf/nel.pdf">http://es.epa.gov/ncer/publications/meetings/9-27-2004/pdf/nel.pdf</a>	187	0.29%	48
60.	<a href="http://es.epa.gov/ncer/publications/overview/1997_star_waterwatershed_final.pdf">http://es.epa.gov/ncer/publications/overview/1997_star_waterwatershed_final.pdf</a>	184	0.29%	39
61.	<a href="http://es.epa.gov/ncer/publications/workshop/pdf/2001_drinking_water.pdf">http://es.epa.gov/ncer/publications/workshop/pdf/2001_drinking_water.pdf</a>	183	0.29%	14
62.	<a href="http://es.epa.gov/ncer/rfa/forms/keycontacts.pdf">http://es.epa.gov/ncer/rfa/forms/keycontacts.pdf</a>	183	0.29%	149
63.	<a href="http://es.epa.gov/ncer/nano/lectures/teague_042505_presentation.pdf">http://es.epa.gov/ncer/nano/lectures/teague_042505_presentation.pdf</a>	182	0.28%	22
64.	<a href="http://es.epa.gov/ncer/publications/meetings/11-30-2005/Rochester_PM_Center_Kickoff.pdf">http://es.epa.gov/ncer/publications/meetings/11-30-2005/Rochester_PM_Center_Kickoff.pdf</a>	182	0.28%	36
65.	<a href="http://es.epa.gov/ncer/publications/workshop/pdf/fnanoproc_092005.pdf">http://es.epa.gov/ncer/publications/workshop/pdf/fnanoproc_092005.pdf</a>	179	0.28%	31
66.	<a href="http://es.epa.gov/ncer/publications/meetings/9-15-2003/pdf/MartinAtmosphericNanoparticles.pdf">http://es.epa.gov/ncer/publications/meetings/9-15-2003/pdf/MartinAtmosphericNanoparticles.pdf</a>	178	0.28%	9
67.	<a href="http://es.epa.gov/ncer/publications/meetings/9-28-2004/pdf/bonham.pdf">http://es.epa.gov/ncer/publications/meetings/9-28-2004/pdf/bonham.pdf</a>	174	0.27%	37
68.	<a href="http://es.epa.gov/ncer/publications/workshop/pdf/EE-0484-02.pdf">http://es.epa.gov/ncer/publications/workshop/pdf/EE-0484-02.pdf</a>	174	0.27%	27
69.	<a href="http://es.epa.gov/ncer/rfa/forms/sf424instructions.pdf">http://es.epa.gov/ncer/rfa/forms/sf424instructions.pdf</a>	172	0.27%	134
70.	<a href="http://es.epa.gov/ncer/publications/meetings/9-28-2004/pdf/nel.pdf">http://es.epa.gov/ncer/publications/meetings/9-28-2004/pdf/nel.pdf</a>	170	0.27%	36
71.	<a href="http://es.epa.gov/ncer/publications/nano/pdf/mrocoNNI_03-0915_ENVgrantees_Roco.pdf">http://es.epa.gov/ncer/publications/nano/pdf/mrocoNNI_03-0915_ENVgrantees_Roco.pdf</a>	169	0.26%	36
72.	<a href="http://es.epa.gov/ncer/publications/meetings/9-28-2004/pdf/kipen.pdf">http://es.epa.gov/ncer/publications/meetings/9-28-2004/pdf/kipen.pdf</a>	167	0.26%	43
73.	<a href="http://es.epa.gov/ncer/publications/meetings/8-18-04/pdf/wan_y_shih_epa_grantee_meeting_8-18,21-2004_2.pdf">http://es.epa.gov/ncer/publications/meetings/8-18-04/pdf/wan_y_shih_epa_grantee_meeting_8-18,21-2004_2.pdf</a>	163	0.26%	38
74.	<a href="http://es.epa.gov/ncer/rfa/forms/keycon.doc">http://es.epa.gov/ncer/rfa/forms/keycon.doc</a>	161	0.25%	148

	<b>Downloaded Files</b>	<b>Downloads</b>	<b>% Downloads</b>	<b>Visits</b>
75.	<a href="http://es.epa.gov/ncer/publications/starreport/starsix.pdf">http://es.epa.gov/ncer/publications/starreport/starsix.pdf</a>	160	0.25%	59
76.	<a href="http://es.epa.gov/ncer/publications/meetings/8-18-04/pdf/wilfred_chen_2.pdf">http://es.epa.gov/ncer/publications/meetings/8-18-04/pdf/wilfred_chen_2.pdf</a>	159	0.25%	31
77.	<a href="http://es.epa.gov/ncer/publications/meetings/11-30-2005/Samet_final_EPAmtg_12_1_05.pdf">http://es.epa.gov/ncer/publications/meetings/11-30-2005/Samet_final_EPAmtg_12_1_05.pdf</a>	158	0.25%	28
78.	<a href="http://es.epa.gov/ncer/nano/lectures/shull_06_27_05_presentation.pdf">http://es.epa.gov/ncer/nano/lectures/shull_06_27_05_presentation.pdf</a>	158	0.25%	21
79.	<a href="http://es.epa.gov/ncer/publications/nano/pdf/Rama.pdf">http://es.epa.gov/ncer/publications/nano/pdf/Rama.pdf</a>	156	0.24%	28
80.	<a href="http://es.epa.gov/ncer/publications/meetings/8-18-04/pdf/edwin_kan_2.pdf">http://es.epa.gov/ncer/publications/meetings/8-18-04/pdf/edwin_kan_2.pdf</a>	155	0.24%	30
81.	<a href="http://es.epa.gov/ncer/publications/meetings/11-30-2005/Froines.pdf">http://es.epa.gov/ncer/publications/meetings/11-30-2005/Froines.pdf</a>	152	0.24%	29
82.	<a href="http://es.epa.gov/ncer/publications/meetings/8-18-04/pdf/strongin_epa_grantee_in_philadelphia_2.pdf">http://es.epa.gov/ncer/publications/meetings/8-18-04/pdf/strongin_epa_grantee_in_philadelphia_2.pdf</a>	152	0.24%	28
83.	<a href="http://es.epa.gov/ncer/publications/handouts/ncer_flyer.pdf">http://es.epa.gov/ncer/publications/handouts/ncer_flyer.pdf</a>	150	0.23%	76
84.	<a href="http://es.epa.gov/ncer/publications/nano/pdf/tomsonNSF_91503.pdf">http://es.epa.gov/ncer/publications/nano/pdf/tomsonNSF_91503.pdf</a>	150	0.23%	21
85.	<a href="http://es.epa.gov/ncer/sbir/success/pdf/atmi_success.pdf">http://es.epa.gov/ncer/sbir/success/pdf/atmi_success.pdf</a>	148	0.23%	49
86.	<a href="http://es.epa.gov/ncer/publications/meetings/8-18-04/pdf/nancy_monteiro.pdf">http://es.epa.gov/ncer/publications/meetings/8-18-04/pdf/nancy_monteiro.pdf</a>	141	0.22%	43
87.	<a href="http://es.epa.gov/ncer/publications/meetings/8-18-04/pdf/kaf_epa_final.pdf">http://es.epa.gov/ncer/publications/meetings/8-18-04/pdf/kaf_epa_final.pdf</a>	139	0.22%	39
88.	<a href="http://es.epa.gov/ncer/rfa/2006/staa_guideline_2006.pdf">http://es.epa.gov/ncer/rfa/2006/staa_guideline_2006.pdf</a>	136	0.21%	126
89.	<a href="http://es.epa.gov/ncer/publications/workshop/pdf/EE-0472-07.pdf">http://es.epa.gov/ncer/publications/workshop/pdf/EE-0472-07.pdf</a>	134	0.21%	18
90.	<a href="http://es.epa.gov/ncer/rfa/2006/staa_form_2006.pdf">http://es.epa.gov/ncer/rfa/2006/staa_form_2006.pdf</a>	134	0.21%	61
91.	<a href="http://es.epa.gov/ncer/publications/meetings/8-18-04/pdf/lavine.pdf">http://es.epa.gov/ncer/publications/meetings/8-18-04/pdf/lavine.pdf</a>	133	0.21%	35
92.	<a href="http://es.epa.gov/ncer/publications/workshop/pdf/2003star_mercury_fate_transport_proceedings.pdf">http://es.epa.gov/ncer/publications/workshop/pdf/2003star_mercury_fate_transport_proceedings.pdf</a>	133	0.21%	32
93.	<a href="http://es.epa.gov/ncer/sbir/success/pdf/success_stories_old.pdf">http://es.epa.gov/ncer/sbir/success/pdf/success_stories_old.pdf</a>	133	0.21%	21
94.	<a href="http://es.epa.gov/ncer/sbir/success/pdf/surface_treatment_success.pdf">http://es.epa.gov/ncer/sbir/success/pdf/surface_treatment_success.pdf</a>	133	0.21%	60
95.	<a href="http://es.epa.gov/ncer/publications/handouts/conference_flyer.pdf">http://es.epa.gov/ncer/publications/handouts/conference_flyer.pdf</a>	130	0.20%	106
96.	<a href="http://es.epa.gov/ncer/events/news/2005/lasat_jeq.pdf">http://es.epa.gov/ncer/events/news/2005/lasat_jeq.pdf</a>	130	0.20%	103

	<b>Downloaded Files</b>	<b>Downloads</b>	<b>% Downloads</b>	<b>Visits</b>
97.	<a href="http://es.epa.gov/ncer/publications/nano/pdf/Zhang.pdf">http://es.epa.gov/ncer/publications/nano/pdf/Zhang.pdf</a>	129	0.20%	34
98.	<a href="http://es.epa.gov/ncer/publications/meetings/8-18-04/pdf/tomson_8-20-04_2nd_time.pdf">http://es.epa.gov/ncer/publications/meetings/8-18-04/pdf/tomson_8-20-04_2nd_time.pdf</a>	127	0.20%	32
99.	<a href="http://es.epa.gov/ncer/publications/overview/1996_star_waterwatershed_final.pdf">http://es.epa.gov/ncer/publications/overview/1996_star_waterwatershed_final.pdf</a>	125	0.20%	53
100.	<a href="http://es.epa.gov/ncer/sbir/success/pdf/espın_success.pdf">http://es.epa.gov/ncer/sbir/success/pdf/espın_success.pdf</a>	123	0.19%	51
<b>Subtotal for rows: 1 - 100</b>		<b>33,880</b>	<b>53.03%</b>	<b>7,534</b>
<b>Other</b>		<b>30,009</b>	<b>46.97%</b>	<b>20,971</b>
<b>Total</b>		<b>63,889</b>	<b>100.00%</b>	<b>28,505</b>

items 1-100 of 200

### Downloaded Files - Help Card



#### Column Definitions

##### Files

The path and filename of the file being analyzed.

##### Downloads

Number of times the specified file was downloaded by a visitor. If an error occurred during a transfer, the transfer is not counted. Note that downloaded PDF files may cause an inflated count.

##### Visits

Number of visits that accessed the specified files. A visit is a series of actions that begins when a visitor views their first page from the server, and ends when the visitor leaves the site or remains idle beyond the idle-time limit. The default idle-time limit is thirty minutes. This time limit can be changed by the system administrator.



#### Report Descriptions

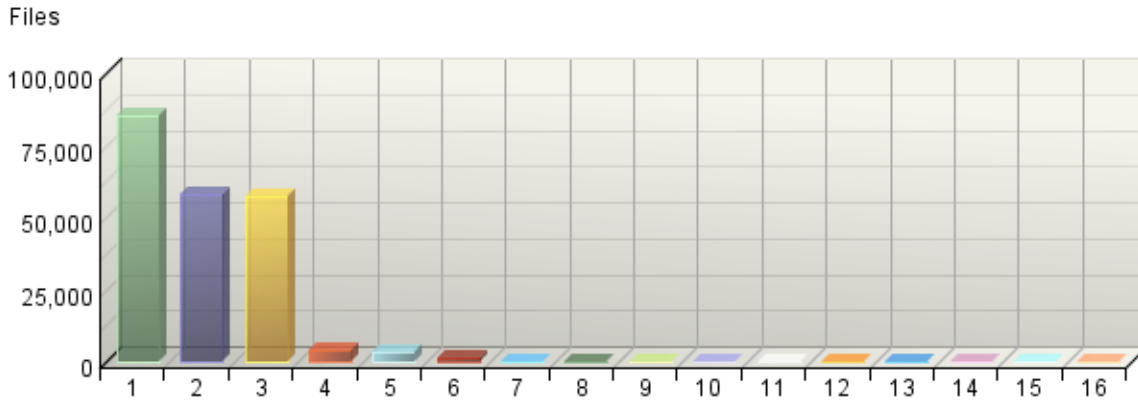
If you are using an SDC data source, then this report is not applicable.

This information shows you the most popular downloadable files on your web site. Files that don't appear on the list, or appear low on the list, may require maintenance such as decreasing the file size, improving link placement, or elimination to make room for more popular content.

# Accessed File Types

This report identifies the types of files accessed on your site and the total number of kilobytes of data transferred for each file type. Cached requests and erred hits are excluded from the totals.

Accessed File Types by Files



Accessed File Types

File Type	Files	% Files	Kbytes Transferred
1. html	85,152	40.53%	4,597,104
2. pdf	58,201	27.70%	17,332,011
3. htm	57,566	27.40%	1,169,994
4. swf	3,841	1.83%	139,153
5. ppt	3,658	1.74%	13,317,580
6. doc	1,112	0.53%	61,318
7. wpd	311	0.15%	8,453
8. map	93	0.04%	17
9. mpg	57	0.03%	46,191
10. scc	37	0.02%	7
11. wp5	28	0.01%	930
12. sit	14	0.01%	251
13. hold	8	0.00%	341
14. mov	4	0.00%	7,337
15. eps	3	0.00%	1,240
16. rm	2	0.00%	10,312
<b>Total</b>	<b>210,087</b>	<b>100.00%</b>	<b>36,692,232</b>

items 1-16 of 16

## Accessed File Types - Help Card



### Column Definitions

#### File Type

Identifies types of files by their file extension. For example, a file named graphic.gif is identified as type "gif."

#### Files

Number of files of the specified type accessed by visitors to your site.

#### Kbytes Transferred

Number of kilobytes of data transferred for all files of the specified type.



### Report Descriptions

This report provides general statistics for the type of data that visitors access on your site.

# Uploaded Files

This report identifies the most popular files uploaded from a client to your servers using FTP PUT, HTTP PUT, or HTTP POST.

## Uploaded Files

No data is available for this graph.

## Uploaded Files

No data is available for this table.

### Uploaded Files - Help Card



#### Column Definitions

##### Files

The path and filename of the uploaded file being analyzed. Uploaded files correspond to a POST entry in the web server log file. If the field names are provided, then you will find the uploaded files listed in the METHOD field.

##### Visits

Number of visits to your site where the specified file was uploaded to your servers. A visit is a series of actions that begins when a visitor views their first page from the server, and ends when the visitor leaves the site or remains idle beyond the idle-time limit. The default idle-time limit is thirty minutes. This time limit can be changed by the system administrator.

##### Uploads

Number of times the specified file was uploaded to your site. If an error occurred during a transfer, the transfer is not counted.



#### Report Descriptions

If you are using an SDC data source, then this report is not applicable.

This report presents information on files that were uploaded to your servers during the period of the report. You may want to run virus scans on uploaded files.