

NCER Monthly Statistics

Monthly View: February 2007

February 1, 2007 12:00:00 AM – February 28, 2007 11:59:59 PM

This report was generated by WebTrends 7 - Enterprise, Version: 7.5, Build: 16366 .
Tuesday, April 3, 2007 4:27:16 PM
Final report conversion by WebTrends Report Exporter, Version 7.5 (build 16363)

Copyright (C) 1996-2005 WebTrends Inc. All rights reserved.

Table of Contents

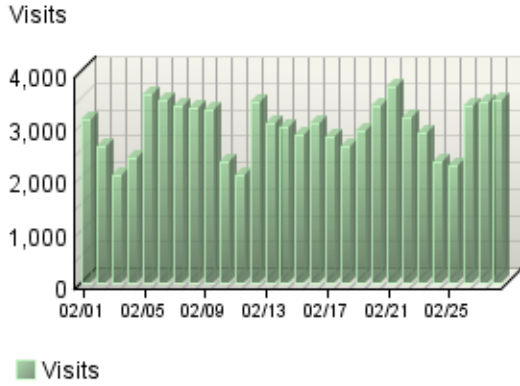
Overview Dashboard	1
Visitors Dashboard	3
Pages Dashboard	6
Navigation Dashboard	8
Technical Dashboard	9
Activity Dashboard	11
Browsers and Platforms Dashboard	13
Visitors Dashboard	15
Top Visitors	18
New vs. Return Visits	37
Visitors by Number of Visits	39
Visitors Trend	41
Visits Trend	47
Organizations	49
Authenticated Usernames	80
Domain Names	82
Top-Level Domain Types	91
Geography Dashboard	94
Regions	95
Countries	97
North American States and Provinces	103
Cities	106
Pages Dashboard	113
Pages	115
Content Groups	143
Directories	145
Files Dashboard	148

Downloaded Files	149
Accessed File Types	160
Uploaded Files	162

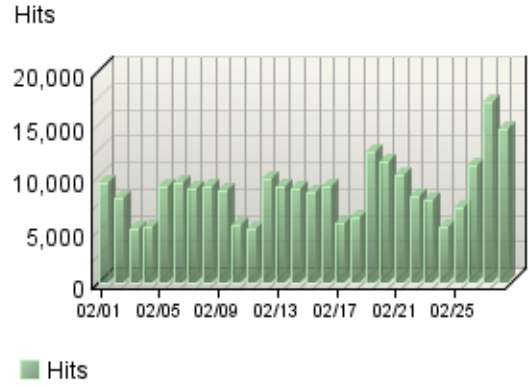
Overview Dashboard

This displays key graphs and tables that provide an overview of the entire report. When viewing through the on-demand interface, you can click on the title of a graph or table to navigate to the corresponding page.

Visits Trend



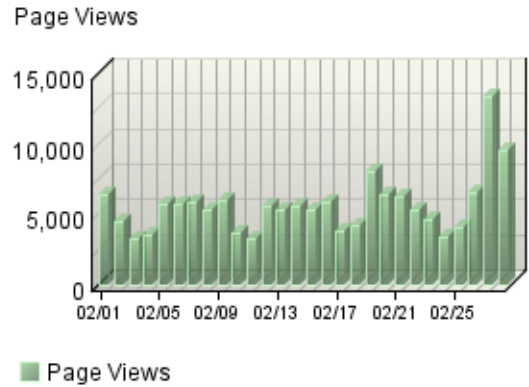
Hits Trend



Visitor Summary

Visitors	38,728
Visitors Who Visited Once	33,061
Visitors Who Visited More Than Once	5,667
Average Visits per Visitor	2.13

Page Views Trend



Visit Summary

Visits	82,437
Average per Day	2,944
Average Visit Duration	00:10:45
Median Visit Duration	00:01:43
International Visits	19.76%
Visits of Unknown Origin	0.00%
Visits from Your Country: United States (US)	80.24%

Hit Summary

Successful Hits for Entire Site	245,472
Average Hits per Day	8,766
Home Page Hits	4,183

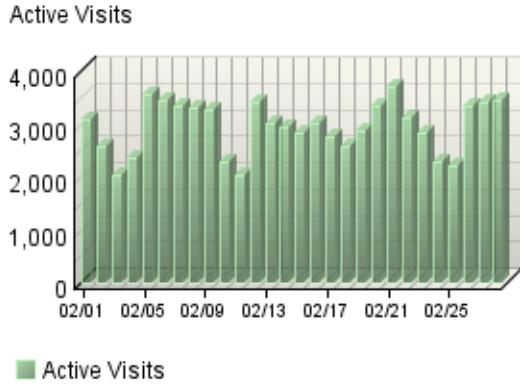
Page View Summary

Page Views	156,978
Average per Day	5,606
Average Page Views per Visit	1.9

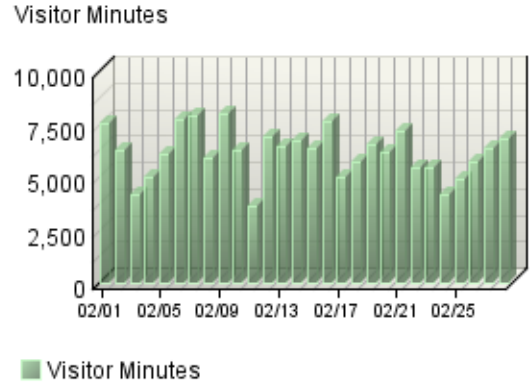
Visitors Dashboard

This displays key graphs and tables that provide an overview of the Visitors chapter. When viewing through the on-demand interface, you can click on the title of a graph or table to navigate to the corresponding page.

Active Visits Trend



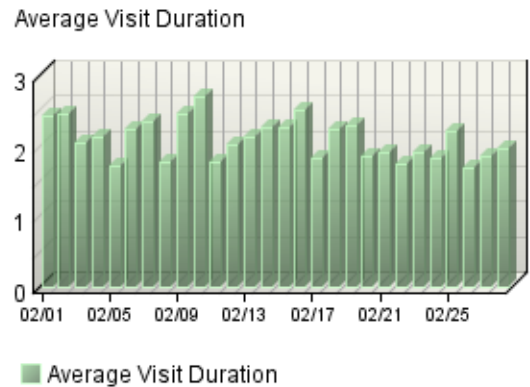
Visitor Minutes Trend



Visitor Summary

Visitors	38,728
Visitors Who Visited Once	33,061
Visitors Who Visited More Than Once	5,667
Average Visits per Visitor	2.13

Average Length of Visit Trend

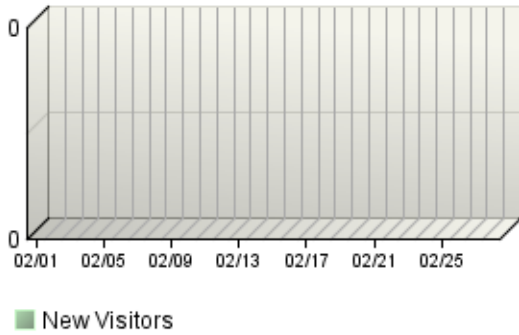


Visit Summary

Visits	82,437
Average per Day	2,944
Average Visit Duration	00:10:45
Median Visit Duration	00:01:43
International Visits	19.76%
Visits of Unknown Origin	0.00%
Visits from Your Country: United States (US)	80.24%

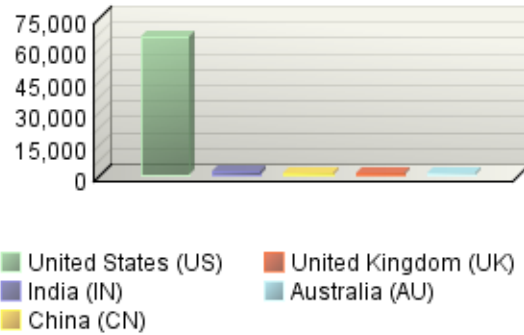
New Visitors Trend

New Visitors



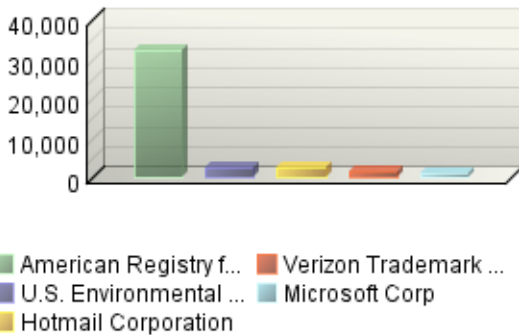
Countries

Visits



Organizations

Visits

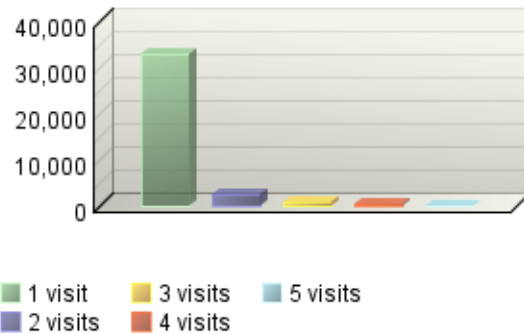


Authenticated Usernames

No data is available for this graph.

Visitors by Number of Visits

Visitors



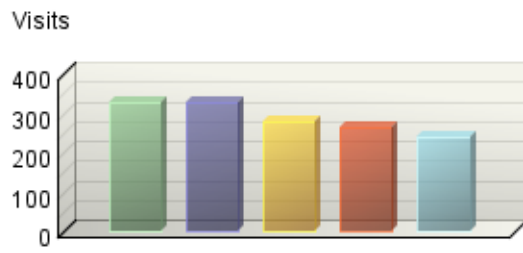
New vs. Return Visits

Visits



Returning Visitors

Top Visitors

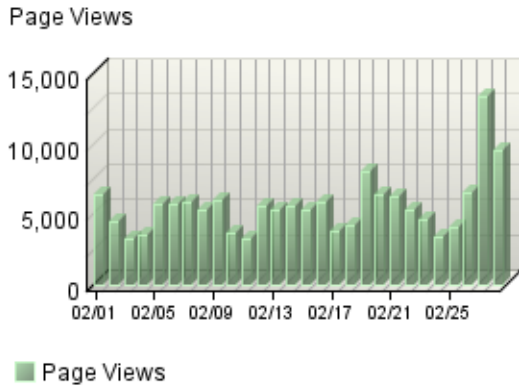


livebot-207-46-98-1... crawl5.exabot.com_...
livebot-207-46-98-1... livebot-65-55-210-9...
livebot-207-46-98-1...

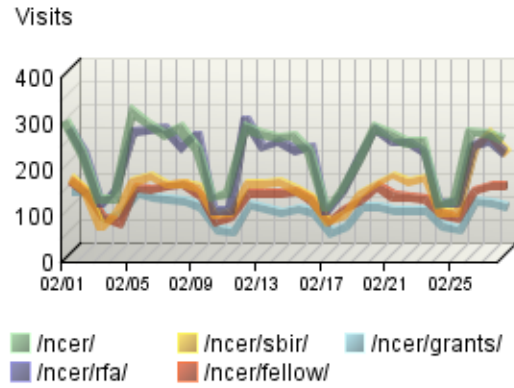
Pages Dashboard

This displays key graphs and tables that provide an overview of the Pages chapter. When viewing through the on-demand interface, you can click on the title of a graph or table to navigate to the corresponding page.

Page Views Trend



Pages Trend



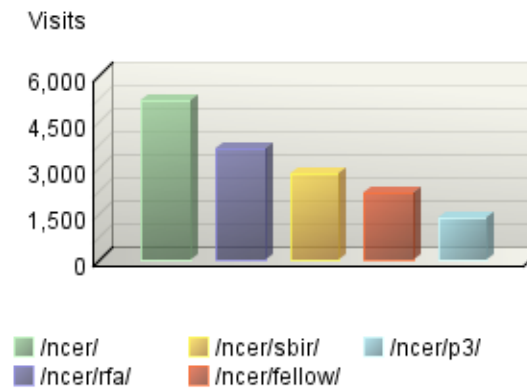
Content Groups

No data is available for this graph.

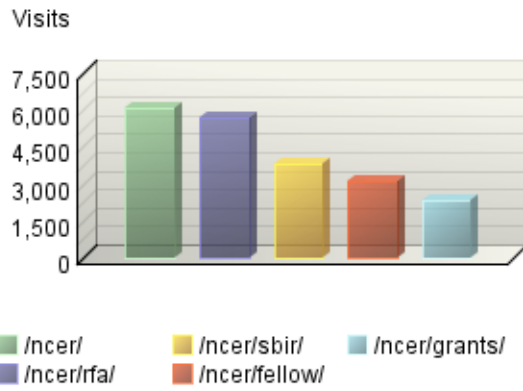
Page View Summary

Page Views	156,978
Average per Day	5,606
Average Page Views per Visit	1.9

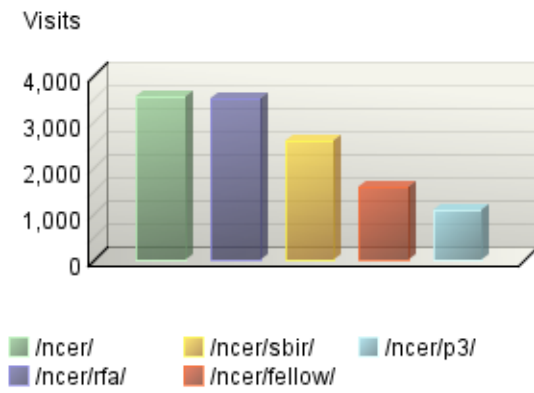
Entry Pages



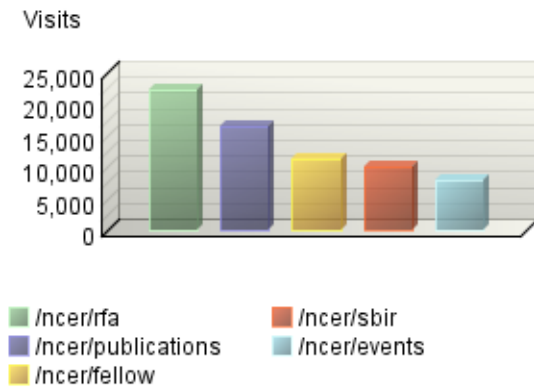
Pages



Exit Pages



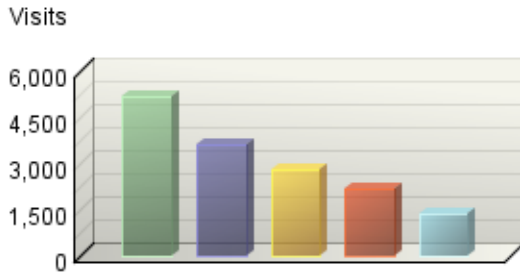
Directories



Navigation Dashboard

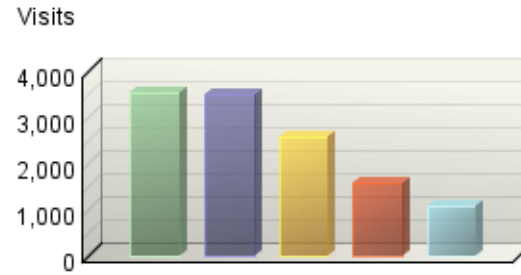
This dashboard summarizes important information related to online navigation.

Entry Pages



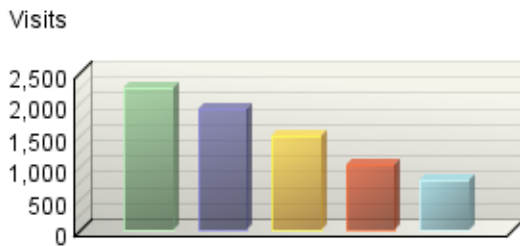
/ncer/ /ncer/sbir/ /ncer/p3/
/ncer/rfa/ /ncer/fellow/

Exit Pages



/ncer/ /ncer/sbir/ /ncer/p3/
/ncer/rfa/ /ncer/fellow/

Single-Page Visits



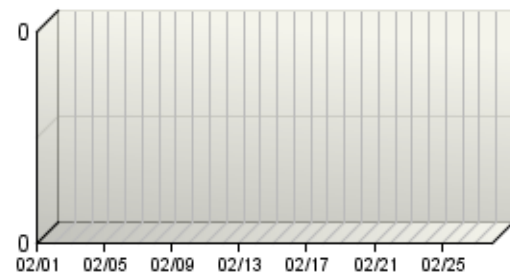
/ncer/rfa/ /ncer/fellow/
/ncer/ /ncer/rfa/2007/2007...
/ncer/sbir/

Technical Dashboard

This dashboard summarizes important information related to online technical activity.

Average Time to Serve Pages

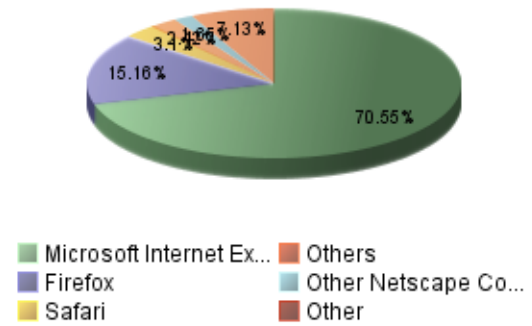
Average Time to Serve



■ Average Time to Serve

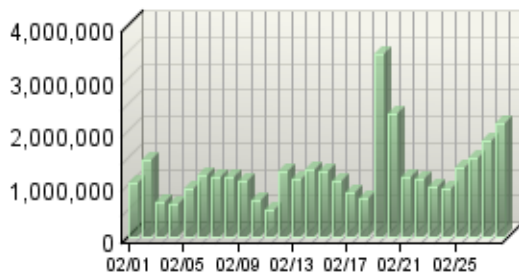
Browsers by Version

Visits



Bandwidth: Kbytes Transferred Trend

Kbytes Transferred

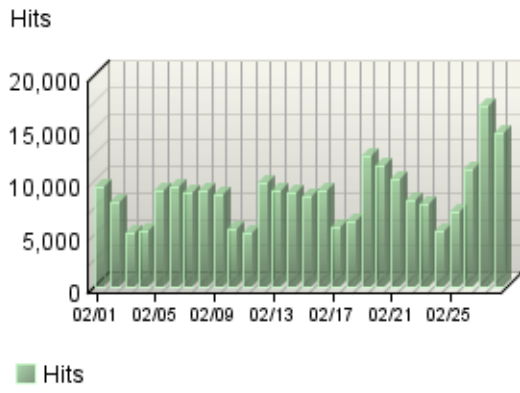


■ Kbytes Transferred

Technical Summary

Total Hits	277,946
Successful Hits	245,472
Successful Hits (as Percent)	88.32%
Failed Hits	32,474
Failed Hits (as Percent)	11.68%
Cached Hits	34,203
Cached Hits (as Percent)	12.31%

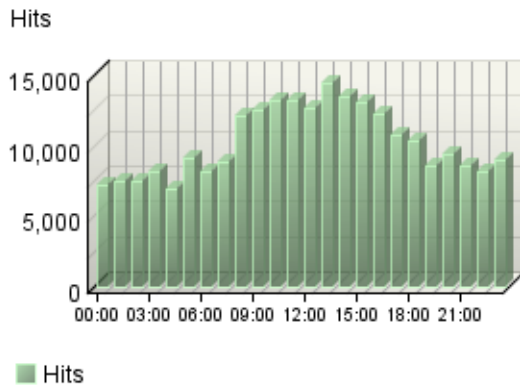
Hits Trend



Activity Dashboard

This displays key graphs and tables that provide an overview of the Activity chapter. When viewing through the on-demand interface, you can click on the title of a graph or table to navigate to the corresponding page.

Hits by Hour of the Day



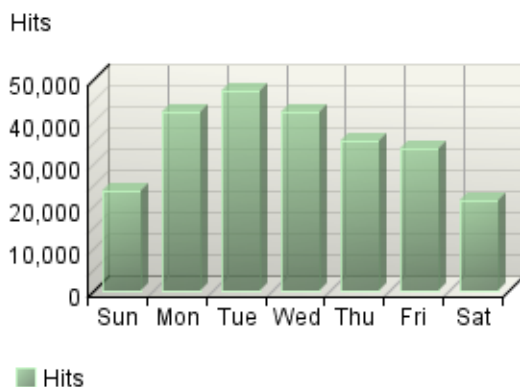
Least Active Summary

Least Active Date	2/11/07
Number of Hits on Least Active Date	5,021
Least Active Day of the Week	Saturday
Least Active Hour of the Day	04:00-04:59

Activity on Weekdays Summary

Total Hits Weekdays	200,669
Total Visits Weekdays	63,877
Average Number of Visits per day on Weekdays	3,193
Average Number of Hits per day on Weekdays	10,033

Hits by Day of the Week



Activity on Weekends Summary

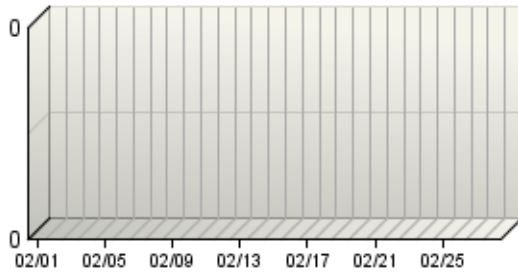
Total Hits Weekend	44,803
Total Visits Weekend	18,560
Average Number of Visits per Weekend	4,640
Average Number of Hits per Weekend	11,200

Most Active Summary

Most Active Date	2/27/07
Number of Hits on Most Active Date	17,060
Most Active Day of the Week	Tuesday
Most Active Hour of the Day	13:00-13:59

Average Time to Serve Pages

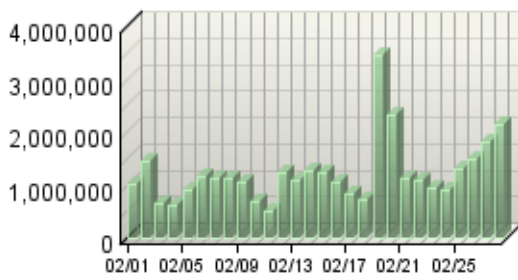
Average Time to Serve



■ Average Time to Serve

Bandwidth: Kbytes Transferred Trend

Kbytes Transferred

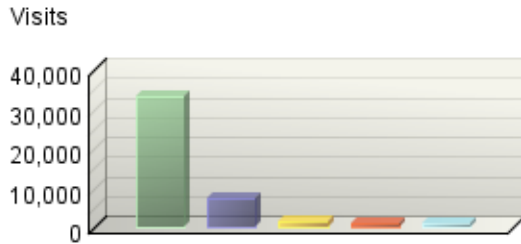


■ Kbytes Transferred

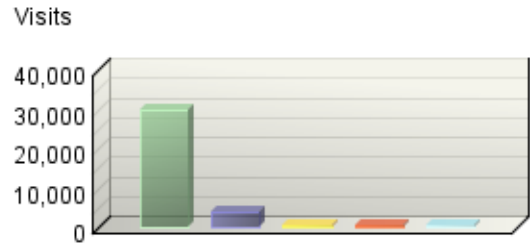
Browsers and Platforms Dashboard

This displays key graphs and tables that provide an overview of the Browsers and Platforms chapter. When viewing through the on-demand interface, you can click on the title of a graph or table to navigate to the corresponding page.

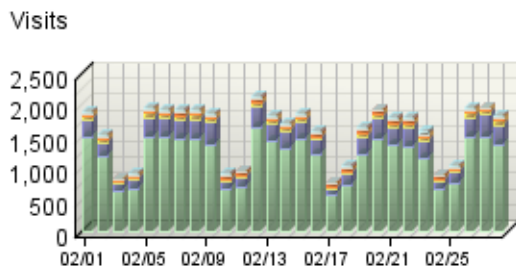
Browsers



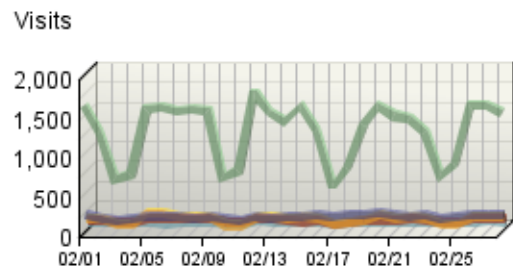
Spiders



Browsers Trend



Platforms Trend



WAP Devices

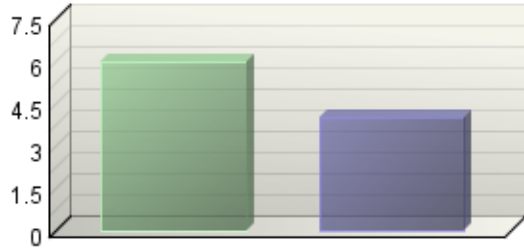
No data is available for this graph.

Palm Devices

No data is available for this graph.

WAP Browsers

Visits



QC UP Browser Nokia WAP Browser

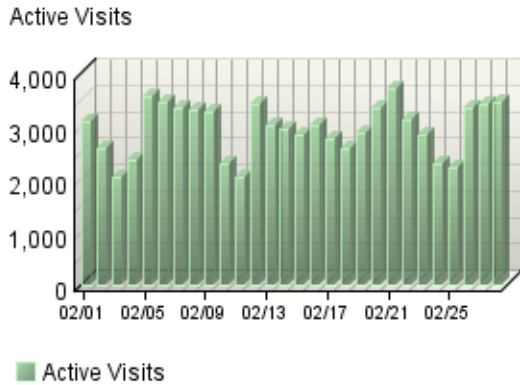
Palm Browsers

No data is available for this graph.

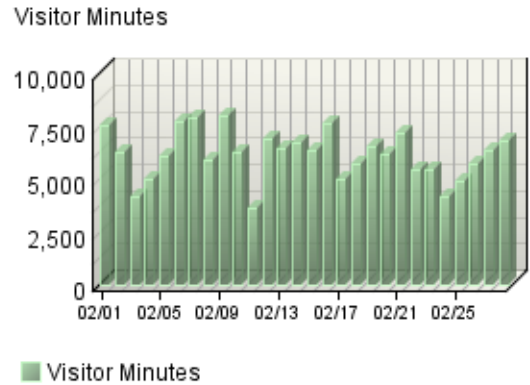
Visitors Dashboard

This displays key graphs and tables that provide an overview of the Visitors chapter. When viewing through the on-demand interface, you can click on the title of a graph or table to navigate to the corresponding page.

Active Visits Trend



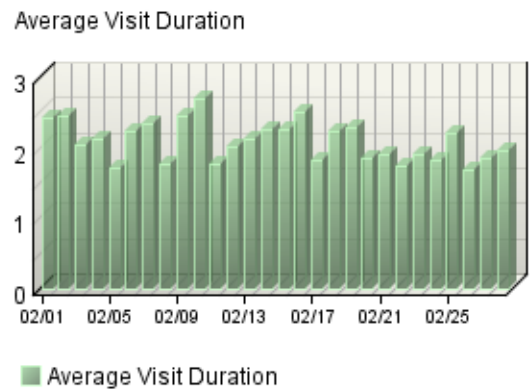
Visitor Minutes Trend



Visitor Summary

Visitors	38,728
Visitors Who Visited Once	33,061
Visitors Who Visited More Than Once	5,667
Average Visits per Visitor	2.13

Average Length of Visit Trend

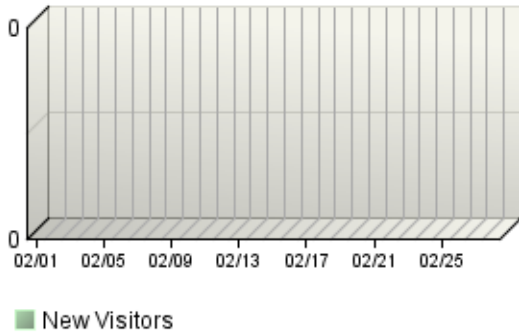


Visit Summary

Visits	82,437
Average per Day	2,944
Average Visit Duration	00:10:45
Median Visit Duration	00:01:43
International Visits	19.76%
Visits of Unknown Origin	0.00%
Visits from Your Country: United States (US)	80.24%

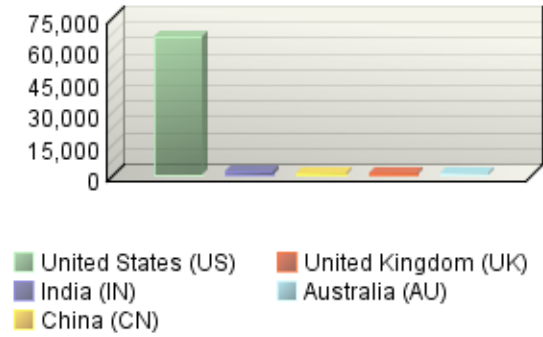
New Visitors Trend

New Visitors



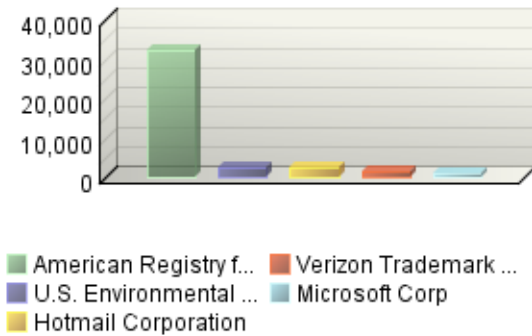
Countries

Visits



Organizations

Visits

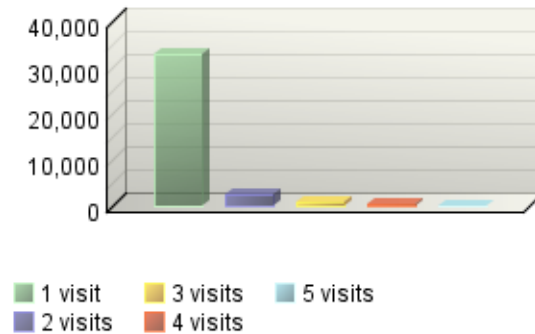


Authenticated Usernames

No data is available for this graph.

Visitors by Number of Visits

Visitors



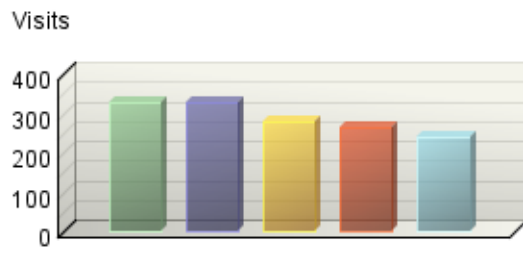
New vs. Return Visits

Visits



Returning Visitors

Top Visitors

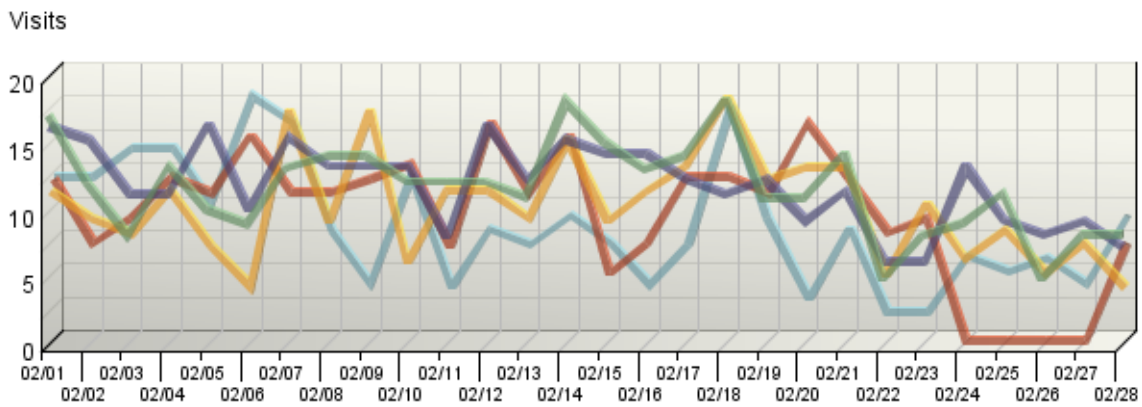


- livebot-207-46-98-1...
- livebot-207-46-98-1...
- livebot-207-46-98-1...
- crawl5.exabot.com_...
- livebot-65-55-210-9...

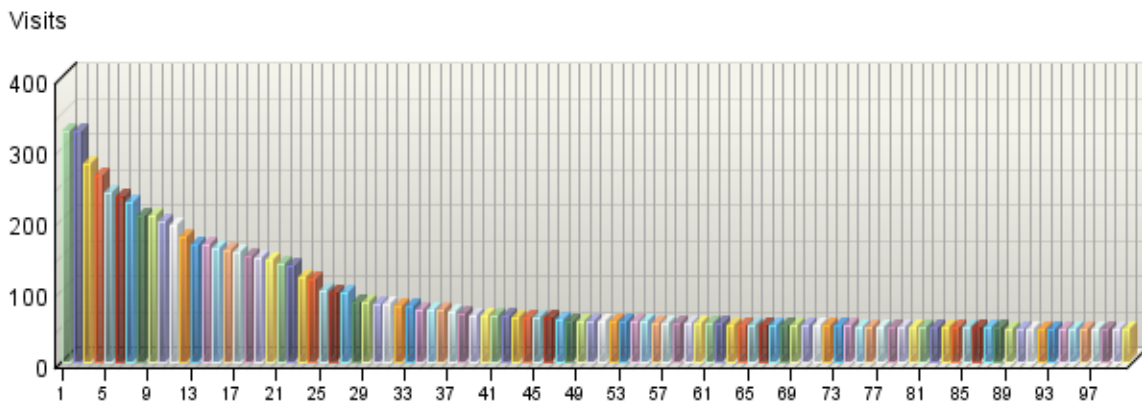
Top Visitors

This report identifies the IP address, domain name, or cookie of each visitor, and identifies the visitor's activity level on the site. If you use cookies to track visits, WebTrends can differentiate between hits from different visitors with the same IP address.

Top Visitors Trend



Top Visitors



Top Visitors

	Visitor	Visits	% Visits	Hits
1.	livebot-207-46-98-148.search.live.com_msnbot/1.0 (+http://search.msn.com/msnbot.htm)	325	0.39%	864
2.	livebot-207-46-98-149.search.live.com_msnbot/1.0 (+http://search.msn.com/msnbot.htm)	325	0.39%	962

	Visitor	Visits	% Visits	Hits
3.	livebot-207-46-98-147.search.live.com_msnbot/1.0 (+http://search.msn.com/msnbot.htm)	279	0.34%	638
4.	crawl5.exabot.com_Mozilla/5.0 (compatible; Exabot/3.0; +http://www.exabot.com/go/robot)	261	0.32%	397
5.	livebot-65-55-210-94.search.live.com_msnbot/1.0 (+http://search.msn.com/msnbot.htm)	237	0.29%	632
6.	65.55.210.95_msnbot/1.0 (+http://search.msn.com/msnbot.htm)	233	0.28%	568
7.	livebot-65-55-210-93.search.live.com_msnbot/1.0 (+http://search.msn.com/msnbot.htm)	224	0.27%	586
8.	livebot-65-55-210-91.search.live.com_msnbot/1.0 (+http://search.msn.com/msnbot.htm)	206	0.25%	574
9.	livebot-65-55-210-97.search.live.com_msnbot/1.0 (+http://search.msn.com/msnbot.htm)	206	0.25%	541
10.	livebot-65-55-210-92.search.live.com_msnbot/1.0 (+http://search.msn.com/msnbot.htm)	196	0.24%	427
11.	livebot-65-55-210-90.search.live.com_msnbot/1.0 (+http://search.msn.com/msnbot.htm)	193	0.23%	479
12.	lm502012.inktomisearch.com_Mozilla/5.0 (compatible; Yahoo! Slurp; http://help.yahoo.com/help/us/ysearch/slurp)	176	0.21%	181
13.	lm502042.inktomisearch.com_Mozilla/5.0 (compatible; Yahoo! Slurp; http://help.yahoo.com/help/us/ysearch/slurp)	166	0.20%	232
14.	bl1sch2083018.phx.gbl_msnbot/1.0 (+http://search.msn.com/msnbot.htm)	166	0.20%	600
15.	livebot-65-55-213-108.search.live.com_msnbot-media/1.0 (+http://search.msn.com/msnbot.htm)	159	0.19%	2,230
16.	205.150.150.18_Mozilla/4.0 (compatible; MSIE 6.0; Windows NT 5.1)	156	0.19%	292
17.	8a.82.3845.static.theplanet.com_Factbot 1.09 (see http://www.factbites.com/webmasters.php)	154	0.19%	226
18.	lm502038.inktomisearch.com_Mozilla/5.0 (compatible; Yahoo! Slurp; http://help.yahoo.com/help/us/ysearch/slurp)	149	0.18%	168
19.	crawl2.cosmixcorp.com_voyager/1.0	147	0.18%	279
20.	natcrawlbloc01.net.m1.fti.net_Mozilla/4.0 (compatible; MSIE 5.0; Windows 95) VoilaBot BETA 1.2 (http://www.voila.com/)	143	0.17%	217
21.	by1sch4041913.phx.gbl_msnbot/1.0 (+http://search.msn.com/msnbot.htm)	138	0.17%	399
22.	natcrawlbloc03.net.m1.fti.net_Mozilla/4.0 (compatible; MSIE 5.0; Windows 95) VoilaBot BETA 1.2 (http://www.voila.com/)	135	0.16%	171

	Visitor	Visits	% Visits	Hits
23.	lm502010.inktomisearch.com_Mozilla/5.0 (compatible; Yahoo! Slurp; http://help.yahoo.com/help/us/ysearch/slurp)	118	0.14%	167
24.	livebot-65-55-215-20.search.live.com_msnbot/1.0 (+http://search.msn.com/msnbot.htm)	115	0.14%	456
25.	port-64-1954266-zzt0prespect.devices.datareturn.com_Mozilla/5.0 (Windows; U; Windows NT 5.1; en-US; rv:1.8.0.4) Gecko/20060508 Firefox/1.5.0.4	106	0.12%	140
26.	134.67.99.162_NLESE USEPA	97	0.12%	4,455
27.	lm502007.inktomisearch.com_Mozilla/5.0 (compatible; Yahoo! Slurp; http://help.yahoo.com/help/us/ysearch/slurp)	97	0.12%	118
28.	animalia.mbl.edu_-	85	0.10%	110
29.	64.208.172.179_ia_archiver	83	0.10%	640
30.	213-145-165-82.dd.nextgentel.com_Java/1.5.0_04	82	0.10%	171
31.	198.76.172.91_libwww-perl/5.805	80	0.10%	149
32.	134.67.99.163_NLESE USEPA	79	0.10%	8,555
33.	crawl-66-249-72-50.googlebot.com_Mozilla/5.0 (compatible; Googlebot/2.1; +http://www.google.com/bot.html)	78	0.09%	3,495
34.	lm502011.inktomisearch.com_Mozilla/5.0 (compatible; Yahoo! Slurp; http://help.yahoo.com/help/us/ysearch/slurp)	74	0.09%	75
35.	lm502018.inktomisearch.com_Mozilla/5.0 (compatible; Yahoo! Slurp; http://help.yahoo.com/help/us/ysearch/slurp)	72	0.09%	77
36.	220.181.19.173_sogou spider	72	0.09%	334
37.	lj611904.inktomisearch.com_Mozilla/5.0 (compatible; Yahoo! Slurp; http://help.yahoo.com/help/us/ysearch/slurp)	69	0.08%	79
38.	lj612296.inktomisearch.com_Mozilla/5.0 (compatible; Yahoo! Slurp; http://help.yahoo.com/help/us/ysearch/slurp)	67	0.08%	67
39.	lj611309.inktomisearch.com_Mozilla/5.0 (compatible; Yahoo! Slurp; http://help.yahoo.com/help/us/ysearch/slurp)	65	0.08%	66
40.	egspd42147.ask.com_Mozilla/2.0 (compatible; Ask Jeeves/Teoma; +http://about.ask.com/en/docs/about/webmasters.shtml)	64	0.08%	344
41.	lj611762.inktomisearch.com_Mozilla/5.0 (compatible; Yahoo! Slurp; http://help.yahoo.com/help/us/ysearch/slurp)	64	0.08%	71
42.	by1sch4030220.phx.gbl_msnbot/1.0 (+http://search.msn.com/msnbot.htm)	64	0.08%	222
43.	216.240.154.103_-	63	0.08%	63
44.	38.98.120.78_ShopWiki/1.0 (+http://www.shopwiki.com/wiki/Help:Bot)	62	0.08%	263

	Visitor	Visits	% Visits	Hits
45.	lj611476.inktomisearch.com_Mozilla/5.0 (compatible; Yahoo! Slurp; http://help.yahoo.com/help/us/ysearch/slurp)	61	0.07%	72
46.	lm502000.inktomisearch.com_Mozilla/5.0 (compatible; Yahoo! Slurp; http://help.yahoo.com/help/us/ysearch/slurp)	61	0.07%	65
47.	70.42.51.20_FAST Enterprise Crawler 6 / Scirus scirus-crawler@fast.no; http://www.scirus.com/srsapp/contactus/	59	0.07%	2,636
48.	egspd42212.ask.com_Mozilla/2.0 (compatible; Ask Jeeves/Teoma; +http://about.ask.com/en/docs/about/webmasters.shtml)	58	0.07%	560
49.	lj611977.inktomisearch.com_Mozilla/5.0 (compatible; Yahoo! Slurp; http://help.yahoo.com/help/us/ysearch/slurp)	57	0.07%	59
50.	lj611378.inktomisearch.com_Mozilla/5.0 (compatible; Yahoo! Slurp; http://help.yahoo.com/help/us/ysearch/slurp)	57	0.07%	59
51.	lj611469.inktomisearch.com_Mozilla/5.0 (compatible; Yahoo! Slurp; http://help.yahoo.com/help/us/ysearch/slurp)	56	0.07%	81
52.	livebot-64-4-8-137.search.live.com_msnbot/1.0 (+http://search.msn.com/msnbot.htm)	56	0.07%	95
53.	161.80.46.165_Mozilla/4.0 (compatible; MSIE 6.0; Windows NT 5.1; SV1; .NET CLR 1.1.4322; .NET CLR 2.0.50727)	56	0.07%	272
54.	74.6.70.32_Mozilla/5.0 (compatible; Yahoo! Slurp; http://help.yahoo.com/help/us/ysearch/slurp)	56	0.07%	60
55.	crawl-66-249-66-238.googlebot.com_Mozilla/5.0 (compatible; Googlebot/2.1; +http://www.google.com/bot.html)	56	0.07%	1,579
56.	bl1sch2044219.phx.gbl_msnbot-media/1.0 (+http://search.msn.com/msnbot.htm)	55	0.07%	141
57.	lj612264.inktomisearch.com_Mozilla/5.0 (compatible; Yahoo! Slurp; http://help.yahoo.com/help/us/ysearch/slurp)	55	0.07%	73
58.	lj611460.inktomisearch.com_Mozilla/5.0 (compatible; Yahoo! Slurp; http://help.yahoo.com/help/us/ysearch/slurp)	54	0.07%	54
59.	lj612305.inktomisearch.com_Mozilla/5.0 (compatible; Yahoo! Slurp; http://help.yahoo.com/help/us/ysearch/slurp)	54	0.07%	54
60.	lj611096.inktomisearch.com_Mozilla/5.0 (compatible; Yahoo! Slurp; http://help.yahoo.com/help/us/ysearch/slurp)	53	0.06%	57
61.	lm502023.inktomisearch.com_Mozilla/5.0 (compatible; Yahoo! Slurp; http://help.yahoo.com/help/us/ysearch/slurp)	53	0.06%	66

	Visitor	Visits	% Visits	Hits
62.	134.67.34.12_Mozilla/4.0 (compatible; MSIE 6.0; Windows NT 5.1; SV1)	53	0.06%	297
63.	lj612553.inktomisearch.com_Mozilla/5.0 (compatible; Yahoo! Slurp; http://help.yahoo.com/help/us/ysearch/slurp)	52	0.06%	76
64.	lm502029.inktomisearch.com_Mozilla/5.0 (compatible; Yahoo! Slurp; http://help.yahoo.com/help/us/ysearch/slurp)	52	0.06%	53
65.	lj612176.inktomisearch.com_Mozilla/5.0 (compatible; Yahoo! Slurp; http://help.yahoo.com/help/us/ysearch/slurp)	52	0.06%	61
66.	lj612102.inktomisearch.com_Mozilla/5.0 (compatible; Yahoo! Slurp; http://help.yahoo.com/help/us/ysearch/slurp)	52	0.06%	54
67.	lj611865.inktomisearch.com_Mozilla/5.0 (compatible; Yahoo! Slurp; http://help.yahoo.com/help/us/ysearch/slurp)	52	0.06%	54
68.	lj611912.inktomisearch.com_Mozilla/5.0 (compatible; Yahoo! Slurp; http://help.yahoo.com/help/us/ysearch/slurp)	52	0.06%	53
69.	lj612288.inktomisearch.com_Mozilla/5.0 (compatible; Yahoo! Slurp; http://help.yahoo.com/help/us/ysearch/slurp)	51	0.06%	54
70.	lj611399.inktomisearch.com_Mozilla/5.0 (compatible; Yahoo! Slurp; http://help.yahoo.com/help/us/ysearch/slurp)	51	0.06%	67
71.	lj611531.inktomisearch.com_Mozilla/5.0 (compatible; Yahoo! Slurp; http://help.yahoo.com/help/us/ysearch/slurp)	50	0.06%	89
72.	66.36.241.146_	50	0.06%	78
73.	andalusian.rtpnc.epa.gov_NLESE for intraUSEPA	50	0.06%	435
74.	lj612141.inktomisearch.com_Mozilla/5.0 (compatible; Yahoo! Slurp; http://help.yahoo.com/help/us/ysearch/slurp)	50	0.06%	58
75.	lj611280.inktomisearch.com_Mozilla/5.0 (compatible; Yahoo! Slurp; http://help.yahoo.com/help/us/ysearch/slurp)	49	0.06%	51
76.	ns2.outboundrequest.com_POE-Component-Client-HTTP/0.6549 (perl; N; POE; en; rv:0.650000)	49	0.06%	66
77.	lj612246.inktomisearch.com_Mozilla/5.0 (compatible; Yahoo! Slurp; http://help.yahoo.com/help/us/ysearch/slurp)	49	0.06%	56
78.	lj611703.inktomisearch.com_Mozilla/5.0 (compatible; Yahoo! Slurp; http://help.yahoo.com/help/us/ysearch/slurp)	49	0.06%	56
79.	161.80.46.247_Mozilla/4.0 (compatible; MSIE 6.0; Windows NT 5.1; SV1; .NET CLR 1.1.4322; .NET CLR 2.0.50727; InfoPath.1)	49	0.06%	325

	Visitor	Visits	% Visits	Hits
80.	lj611877.inktomisearch.com_Mozilla/5.0 (compatible; Yahoo! Slurp; http://help.yahoo.com/help/us/ysearch/slurp)	49	0.06%	52
81.	lj611792.inktomisearch.com_Mozilla/5.0 (compatible; Yahoo! Slurp; http://help.yahoo.com/help/us/ysearch/slurp)	48	0.06%	48
82.	lj611747.inktomisearch.com_Mozilla/5.0 (compatible; Yahoo! Slurp; http://help.yahoo.com/help/us/ysearch/slurp)	48	0.06%	51
83.	lj612270.inktomisearch.com_Mozilla/5.0 (compatible; Yahoo! Slurp; http://help.yahoo.com/help/us/ysearch/slurp)	48	0.06%	49
84.	lj611620.inktomisearch.com_Mozilla/5.0 (compatible; Yahoo! Slurp; http://help.yahoo.com/help/us/ysearch/slurp)	48	0.06%	57
85.	egspd42281.ask.com_Mozilla/2.0 (compatible; Ask Jeeves/Teoma; +http://about.ask.com/en/docs/about/webmasters.shtml)	48	0.06%	138
86.	lj611608.inktomisearch.com_Mozilla/5.0 (compatible; Yahoo! Slurp; http://help.yahoo.com/help/us/ysearch/slurp)	48	0.06%	50
87.	lj611484.inktomisearch.com_Mozilla/5.0 (compatible; Yahoo! Slurp; http://help.yahoo.com/help/us/ysearch/slurp)	48	0.06%	72
88.	lj611380.inktomisearch.com_Mozilla/5.0 (compatible; Yahoo! Slurp; http://help.yahoo.com/help/us/ysearch/slurp)	48	0.06%	50
89.	lj611181.inktomisearch.com_Mozilla/5.0 (compatible; Yahoo! Slurp; http://help.yahoo.com/help/us/ysearch/slurp)	47	0.06%	49
90.	lj611470.inktomisearch.com_Mozilla/5.0 (compatible; Yahoo! Slurp; http://help.yahoo.com/help/us/ysearch/slurp)	47	0.06%	47
91.	lj612389.inktomisearch.com_Mozilla/5.0 (compatible; Yahoo! Slurp; http://help.yahoo.com/help/us/ysearch/slurp)	47	0.06%	51
92.	lj611185.inktomisearch.com_Mozilla/5.0 (compatible; Yahoo! Slurp; http://help.yahoo.com/help/us/ysearch/slurp)	47	0.06%	52
93.	lj611126.inktomisearch.com_Mozilla/5.0 (compatible; Yahoo! Slurp; http://help.yahoo.com/help/us/ysearch/slurp)	46	0.06%	63
94.	lj611080.inktomisearch.com_Mozilla/5.0 (compatible; Yahoo! Slurp; http://help.yahoo.com/help/us/ysearch/slurp)	46	0.06%	48
95.	161.80.46.124_Mozilla/4.0 (compatible; MSIE 6.0; Windows NT 5.1; SV1; .NET CLR 1.1.4322; .NET CLR 2.0.50727)	46	0.06%	297

	Visitor	Visits	% Visits	Hits
96.	74.6.68.231_Mozilla/5.0 (compatible; Yahoo! Slurp; http://help.yahoo.com/help/us/ysearch/slurp)	46	0.06%	67
97.	lj611402.inktomisearch.com_Mozilla/5.0 (compatible; Yahoo! Slurp; http://help.yahoo.com/help/us/ysearch/slurp)	46	0.06%	46
98.	74.6.72.248_Mozilla/5.0 (compatible; Yahoo! Slurp; http://help.yahoo.com/help/us/ysearch/slurp)	46	0.06%	52
99.	66-195-172-130.static.twtelecom.net_Mozilla/4.0 (compatible; MSIE 5.5; Windows NT 5.0) Fetch API Request	46	0.06%	756
100.	lj611117.inktomisearch.com_Mozilla/5.0 (compatible; Yahoo! Slurp; http://help.yahoo.com/help/us/ysearch/slurp)	45	0.05%	62
101.	lj611041.inktomisearch.com_Mozilla/5.0 (compatible; Yahoo! Slurp; http://help.yahoo.com/help/us/ysearch/slurp)	45	0.05%	49
102.	ct501291.inktomisearch.com_Mozilla/5.0 (compatible; Yahoo! Slurp; http://help.yahoo.com/help/us/ysearch/slurp)	45	0.05%	52
103.	lj611110.inktomisearch.com_Mozilla/5.0 (compatible; Yahoo! Slurp; http://help.yahoo.com/help/us/ysearch/slurp)	45	0.05%	53
104.	lj611228.inktomisearch.com_Mozilla/5.0 (compatible; Yahoo! Slurp; http://help.yahoo.com/help/us/ysearch/slurp)	45	0.05%	48
105.	lj611461.inktomisearch.com_Mozilla/5.0 (compatible; Yahoo! Slurp; http://help.yahoo.com/help/us/ysearch/slurp)	45	0.05%	46
106.	crawl-66-249-66-202.googlebot.com_Mozilla/5.0 (compatible; Googlebot/2.1; +http://www.google.com/bot.html)	45	0.05%	1,356
107.	lj612022.inktomisearch.com_Mozilla/5.0 (compatible; Yahoo! Slurp; http://help.yahoo.com/help/us/ysearch/slurp)	45	0.05%	46
108.	lj611815.inktomisearch.com_Mozilla/5.0 (compatible; Yahoo! Slurp; http://help.yahoo.com/help/us/ysearch/slurp)	45	0.05%	46
109.	dj501008.inktomisearch.com_Mozilla/5.0 (compatible; Yahoo! DE Slurp; http://help.yahoo.com/help/us/ysearch/slurp)	44	0.05%	88
110.	lj612047.inktomisearch.com_Mozilla/5.0 (compatible; Yahoo! Slurp; http://help.yahoo.com/help/us/ysearch/slurp)	44	0.05%	48
111.	lm502019.inktomisearch.com_Mozilla/5.0 (compatible; Yahoo! Slurp; http://help.yahoo.com/help/us/ysearch/slurp)	44	0.05%	44

	Visitor	Visits	% Visits	Hits
112.	lj612281.inktomisearch.com_Mozilla/5.0 (compatible; Yahoo! Slurp; http://help.yahoo.com/help/us/ysearch/slurp)	44	0.05%	44
113.	ct501216.inktomisearch.com_Mozilla/5.0 (compatible; Yahoo! Slurp; http://help.yahoo.com/help/us/ysearch/slurp)	44	0.05%	53
114.	lj611320.inktomisearch.com_Mozilla/5.0 (compatible; Yahoo! Slurp; http://help.yahoo.com/help/us/ysearch/slurp)	44	0.05%	45
115.	lj611863.inktomisearch.com_Mozilla/5.0 (compatible; Yahoo! Slurp; http://help.yahoo.com/help/us/ysearch/slurp)	44	0.05%	45
116.	lj612167.inktomisearch.com_Mozilla/5.0 (compatible; Yahoo! Slurp; http://help.yahoo.com/help/us/ysearch/slurp)	44	0.05%	44
117.	dj501003.inktomisearch.com_Mozilla/5.0 (compatible; Yahoo! DE Slurp; http://help.yahoo.com/help/us/ysearch/slurp)	44	0.05%	88
118.	dj501005.inktomisearch.com_Mozilla/5.0 (compatible; Yahoo! DE Slurp; http://help.yahoo.com/help/us/ysearch/slurp)	44	0.05%	88
119.	lj612562.inktomisearch.com_Mozilla/5.0 (compatible; Yahoo! Slurp; http://help.yahoo.com/help/us/ysearch/slurp)	43	0.05%	49
120.	lj611513.inktomisearch.com_Mozilla/5.0 (compatible; Yahoo! Slurp; http://help.yahoo.com/help/us/ysearch/slurp)	43	0.05%	43
121.	lj611848.inktomisearch.com_Mozilla/5.0 (compatible; Yahoo! Slurp; http://help.yahoo.com/help/us/ysearch/slurp)	43	0.05%	47
122.	lj612119.inktomisearch.com_Mozilla/5.0 (compatible; Yahoo! Slurp; http://help.yahoo.com/help/us/ysearch/slurp)	43	0.05%	43
123.	lj612247.inktomisearch.com_Mozilla/5.0 (compatible; Yahoo! Slurp; http://help.yahoo.com/help/us/ysearch/slurp)	43	0.05%	47
124.	193.93.236.11_	43	0.05%	67
125.	lj611264.inktomisearch.com_Mozilla/5.0 (compatible; Yahoo! Slurp; http://help.yahoo.com/help/us/ysearch/slurp)	42	0.05%	55
126.	ct501042.inktomisearch.com_Mozilla/5.0 (compatible; Yahoo! Slurp; http://help.yahoo.com/help/us/ysearch/slurp)	42	0.05%	56
127.	ct501029.inktomisearch.com_Mozilla/5.0 (compatible; Yahoo! Slurp; http://help.yahoo.com/help/us/ysearch/slurp)	42	0.05%	43
128.	lj611550.inktomisearch.com_Mozilla/5.0 (compatible; Yahoo! Slurp; http://help.yahoo.com/help/us/ysearch/slurp)	42	0.05%	43

	Visitor	Visits	% Visits	Hits
129.	crs022.goo.ne.jp_ichiro/2.0 (http://help.goo.ne.jp/door/crawler.html)	42	0.05%	388
130.	dj101006.inktomisearch.com_Mozilla/5.0 (compatible; Yahoo! DE Slurp; http://help.yahoo.com/help/us/ysearch/slurp)	42	0.05%	84
131.	dj101005.inktomisearch.com_Mozilla/5.0 (compatible; Yahoo! DE Slurp; http://help.yahoo.com/help/us/ysearch/slurp)	42	0.05%	84
132.	lj611014.inktomisearch.com_Mozilla/5.0 (compatible; Yahoo! Slurp; http://help.yahoo.com/help/us/ysearch/slurp)	42	0.05%	42
133.	crawl-66-249-66-48.googlebot.com_Mozilla/5.0 (compatible; Googlebot/2.1; +http://www.google.com/bot.html)	42	0.05%	1,811
134.	lj611872.inktomisearch.com_Mozilla/5.0 (compatible; Yahoo! Slurp; http://help.yahoo.com/help/us/ysearch/slurp)	42	0.05%	46
135.	lj611395.inktomisearch.com_Mozilla/5.0 (compatible; Yahoo! Slurp; http://help.yahoo.com/help/us/ysearch/slurp)	41	0.05%	43
136.	lj612127.inktomisearch.com_Mozilla/5.0 (compatible; Yahoo! Slurp; http://help.yahoo.com/help/us/ysearch/slurp)	41	0.05%	43
137.	lj612072.inktomisearch.com_Mozilla/5.0 (compatible; Yahoo! Slurp; http://help.yahoo.com/help/us/ysearch/slurp)	41	0.05%	41
138.	lj612043.inktomisearch.com_Mozilla/5.0 (compatible; Yahoo! Slurp; http://help.yahoo.com/help/us/ysearch/slurp)	41	0.05%	41
139.	lj612049.inktomisearch.com_Mozilla/5.0 (compatible; Yahoo! Slurp; http://help.yahoo.com/help/us/ysearch/slurp)	41	0.05%	43
140.	lj611140.inktomisearch.com_Mozilla/5.0 (compatible; Yahoo! Slurp; http://help.yahoo.com/help/us/ysearch/slurp)	41	0.05%	41
141.	161.80.46.85_Mozilla/4.0 (compatible; MSIE 6.0; Windows NT 5.1; SV1; .NET CLR 1.1.4322; .NET CLR 2.0.50727)	41	0.05%	120
142.	lj612514.inktomisearch.com_Mozilla/5.0 (compatible; Yahoo! Slurp; http://help.yahoo.com/help/us/ysearch/slurp)	41	0.05%	46
143.	lj611054.inktomisearch.com_Mozilla/5.0 (compatible; Yahoo! Slurp; http://help.yahoo.com/help/us/ysearch/slurp)	41	0.05%	63
144.	lj612087.inktomisearch.com_Mozilla/5.0 (compatible; Yahoo! Slurp; http://help.yahoo.com/help/us/ysearch/slurp)	41	0.05%	42
145.	ct501056.inktomisearch.com_Mozilla/5.0 (compatible; Yahoo! Slurp; http://help.yahoo.com/help/us/ysearch/slurp)	41	0.05%	44

	Visitor	Visits	% Visits	Hits
146.	lj611379.inktomisearch.com_Mozilla/5.0 (compatible; Yahoo! Slurp; http://help.yahoo.com/help/us/ysearch/slurp)	41	0.05%	45
147.	lj611616.inktomisearch.com_Mozilla/5.0 (compatible; Yahoo! Slurp; http://help.yahoo.com/help/us/ysearch/slurp)	41	0.05%	41
148.	lj611220.inktomisearch.com_Mozilla/5.0 (compatible; Yahoo! Slurp; http://help.yahoo.com/help/us/ysearch/slurp)	40	0.05%	41
149.	prodweb.tpwd.state.tx.us_-	40	0.05%	41
150.	lj611074.inktomisearch.com_Mozilla/5.0 (compatible; Yahoo! Slurp; http://help.yahoo.com/help/us/ysearch/slurp)	40	0.05%	44
151.	lj611772.inktomisearch.com_Mozilla/5.0 (compatible; Yahoo! Slurp; http://help.yahoo.com/help/us/ysearch/slurp)	40	0.05%	46
152.	lj611509.inktomisearch.com_Mozilla/5.0 (compatible; Yahoo! Slurp; http://help.yahoo.com/help/us/ysearch/slurp)	40	0.05%	44
153.	lj611367.inktomisearch.com_Mozilla/5.0 (compatible; Yahoo! Slurp; http://help.yahoo.com/help/us/ysearch/slurp)	40	0.05%	43
154.	156.46.69.64.reverse.branzone.com_-	40	0.05%	42
155.	lj612001.inktomisearch.com_Mozilla/5.0 (compatible; Yahoo! Slurp; http://help.yahoo.com/help/us/ysearch/slurp)	40	0.05%	41
156.	ct501064.inktomisearch.com_Mozilla/5.0 (compatible; Yahoo! Slurp; http://help.yahoo.com/help/us/ysearch/slurp)	40	0.05%	41
157.	lj611851.inktomisearch.com_Mozilla/5.0 (compatible; Yahoo! Slurp; http://help.yahoo.com/help/us/ysearch/slurp)	40	0.05%	41
158.	lj611908.inktomisearch.com_Mozilla/5.0 (compatible; Yahoo! Slurp; http://help.yahoo.com/help/us/ysearch/slurp)	40	0.05%	52
159.	lj611439.inktomisearch.com_Mozilla/5.0 (compatible; Yahoo! Slurp; http://help.yahoo.com/help/us/ysearch/slurp)	40	0.05%	44
160.	lj611438.inktomisearch.com_Mozilla/5.0 (compatible; Yahoo! Slurp; http://help.yahoo.com/help/us/ysearch/slurp)	40	0.05%	40
161.	lj611359.inktomisearch.com_Mozilla/5.0 (compatible; Yahoo! Slurp; http://help.yahoo.com/help/us/ysearch/slurp)	40	0.05%	42
162.	lj612016.inktomisearch.com_Mozilla/5.0 (compatible; Yahoo! Slurp; http://help.yahoo.com/help/us/ysearch/slurp)	40	0.05%	45

	Visitor	Visits	% Visits	Hits
163.	lj611530.inktomisearch.com_Mozilla/5.0 (compatible; Yahoo! Slurp; http://help.yahoo.com/help/us/ysearch/slurp)	39	0.05%	39
164.	lj611131.inktomisearch.com_Mozilla/5.0 (compatible; Yahoo! Slurp; http://help.yahoo.com/help/us/ysearch/slurp)	39	0.05%	69
165.	lj611065.inktomisearch.com_Mozilla/5.0 (compatible; Yahoo! Slurp; http://help.yahoo.com/help/us/ysearch/slurp)	39	0.05%	42
166.	lj611590.inktomisearch.com_Mozilla/5.0 (compatible; Yahoo! Slurp; http://help.yahoo.com/help/us/ysearch/slurp)	39	0.05%	39
167.	lj612262.inktomisearch.com_Mozilla/5.0 (compatible; Yahoo! Slurp; http://help.yahoo.com/help/us/ysearch/slurp)	39	0.05%	41
168.	lj611358.inktomisearch.com_Mozilla/5.0 (compatible; Yahoo! Slurp; http://help.yahoo.com/help/us/ysearch/slurp)	39	0.05%	40
169.	lj611698.inktomisearch.com_Mozilla/5.0 (compatible; Yahoo! Slurp; http://help.yahoo.com/help/us/ysearch/slurp)	39	0.05%	55
170.	lj611435.inktomisearch.com_Mozilla/5.0 (compatible; Yahoo! Slurp; http://help.yahoo.com/help/us/ysearch/slurp)	39	0.05%	42
171.	lj612062.inktomisearch.com_Mozilla/5.0 (compatible; Yahoo! Slurp; http://help.yahoo.com/help/us/ysearch/slurp)	39	0.05%	40
172.	lj611701.inktomisearch.com_Mozilla/5.0 (compatible; Yahoo! Slurp; http://help.yahoo.com/help/us/ysearch/slurp)	39	0.05%	40
173.	lj611563.inktomisearch.com_Mozilla/5.0 (compatible; Yahoo! Slurp; http://help.yahoo.com/help/us/ysearch/slurp)	39	0.05%	39
174.	lj612116.inktomisearch.com_Mozilla/5.0 (compatible; Yahoo! Slurp; http://help.yahoo.com/help/us/ysearch/slurp)	39	0.05%	41
175.	lj611735.inktomisearch.com_Mozilla/5.0 (compatible; Yahoo! Slurp; http://help.yahoo.com/help/us/ysearch/slurp)	39	0.05%	53
176.	7a.53.344a.static.theplanet.com_-	39	0.05%	41
177.	lj611102.inktomisearch.com_Mozilla/5.0 (compatible; Yahoo! Slurp; http://help.yahoo.com/help/us/ysearch/slurp)	39	0.05%	47
178.	74.6.74.39_Mozilla/5.0 (compatible; Yahoo! Slurp; http://help.yahoo.com/help/us/ysearch/slurp)	38	0.05%	41
179.	lj611842.inktomisearch.com_Mozilla/5.0 (compatible; Yahoo! Slurp; http://help.yahoo.com/help/us/ysearch/slurp)	38	0.05%	41

	Visitor	Visits	% Visits	Hits
180.	lj611871.inktomisearch.com_Mozilla/5.0 (compatible; Yahoo! Slurp; http://help.yahoo.com/help/us/ysearch/slurp)	38	0.05%	38
181.	livebot-65-55-233-147.search.live.com_msnbot/1.0 (+http://search.msn.com/msnbot.htm)	38	0.05%	89
182.	lj611688.inktomisearch.com_Mozilla/5.0 (compatible; Yahoo! Slurp; http://help.yahoo.com/help/us/ysearch/slurp)	38	0.05%	49
183.	lj611183.inktomisearch.com_Mozilla/5.0 (compatible; Yahoo! Slurp; http://help.yahoo.com/help/us/ysearch/slurp)	38	0.05%	40
184.	lj611827.inktomisearch.com_Mozilla/5.0 (compatible; Yahoo! Slurp; http://help.yahoo.com/help/us/ysearch/slurp)	38	0.05%	38
185.	ct501175.inktomisearch.com_Mozilla/5.0 (compatible; Yahoo! Slurp; http://help.yahoo.com/help/us/ysearch/slurp)	38	0.05%	39
186.	lj611654.inktomisearch.com_Mozilla/5.0 (compatible; Yahoo! Slurp; http://help.yahoo.com/help/us/ysearch/slurp)	38	0.05%	41
187.	lj611699.inktomisearch.com_Mozilla/5.0 (compatible; Yahoo! Slurp; http://help.yahoo.com/help/us/ysearch/slurp)	38	0.05%	38
188.	lj612055.inktomisearch.com_Mozilla/5.0 (compatible; Yahoo! Slurp; http://help.yahoo.com/help/us/ysearch/slurp)	38	0.05%	56
189.	lj612195.inktomisearch.com_Mozilla/5.0 (compatible; Yahoo! Slurp; http://help.yahoo.com/help/us/ysearch/slurp)	38	0.05%	50
190.	lj611663.inktomisearch.com_Mozilla/5.0 (compatible; Yahoo! Slurp; http://help.yahoo.com/help/us/ysearch/slurp)	38	0.05%	41
191.	lj611008.inktomisearch.com_Mozilla/5.0 (compatible; Yahoo! Slurp; http://help.yahoo.com/help/us/ysearch/slurp)	38	0.05%	38
192.	lj612057.inktomisearch.com_Mozilla/5.0 (compatible; Yahoo! Slurp; http://help.yahoo.com/help/us/ysearch/slurp)	38	0.05%	38
193.	lj611109.inktomisearch.com_Mozilla/5.0 (compatible; Yahoo! Slurp; http://help.yahoo.com/help/us/ysearch/slurp)	38	0.05%	40
194.	lj611116.inktomisearch.com_Mozilla/5.0 (compatible; Yahoo! Slurp; http://help.yahoo.com/help/us/ysearch/slurp)	38	0.05%	40
195.	lj612237.inktomisearch.com_Mozilla/5.0 (compatible; Yahoo! Slurp; http://help.yahoo.com/help/us/ysearch/slurp)	38	0.05%	39
196.	lj611561.inktomisearch.com_Mozilla/5.0 (compatible; Yahoo! Slurp; http://help.yahoo.com/help/us/ysearch/slurp)	38	0.05%	40

	Visitor	Visits	% Visits	Hits
197.	ct501274.inktomisearch.com_Mozilla/5.0 (compatible; Yahoo! Slurp; http://help.yahoo.com/help/us/ysearch/slurp)	38	0.05%	43
198.	lj611599.inktomisearch.com_Mozilla/5.0 (compatible; Yahoo! Slurp; http://help.yahoo.com/help/us/ysearch/slurp)	37	0.04%	40
199.	lj611188.inktomisearch.com_Mozilla/5.0 (compatible; Yahoo! Slurp; http://help.yahoo.com/help/us/ysearch/slurp)	37	0.04%	40
200.	lj611444.inktomisearch.com_Mozilla/5.0 (compatible; Yahoo! Slurp; http://help.yahoo.com/help/us/ysearch/slurp)	37	0.04%	37
201.	lj611405.inktomisearch.com_Mozilla/5.0 (compatible; Yahoo! Slurp; http://help.yahoo.com/help/us/ysearch/slurp)	37	0.04%	43
202.	lj612181.inktomisearch.com_Mozilla/5.0 (compatible; Yahoo! Slurp; http://help.yahoo.com/help/us/ysearch/slurp)	37	0.04%	37
203.	lj611859.inktomisearch.com_Mozilla/5.0 (compatible; Yahoo! Slurp; http://help.yahoo.com/help/us/ysearch/slurp)	37	0.04%	38
204.	lj611783.inktomisearch.com_Mozilla/5.0 (compatible; Yahoo! Slurp; http://help.yahoo.com/help/us/ysearch/slurp)	37	0.04%	37
205.	lj611330.inktomisearch.com_Mozilla/5.0 (compatible; Yahoo! Slurp; http://help.yahoo.com/help/us/ysearch/slurp)	37	0.04%	37
206.	ct501156.inktomisearch.com_Mozilla/5.0 (compatible; Yahoo! Slurp; http://help.yahoo.com/help/us/ysearch/slurp)	37	0.04%	39
207.	lj611496.inktomisearch.com_Mozilla/5.0 (compatible; Yahoo! Slurp; http://help.yahoo.com/help/us/ysearch/slurp)	37	0.04%	39
208.	lj611677.inktomisearch.com_Mozilla/5.0 (compatible; Yahoo! Slurp; http://help.yahoo.com/help/us/ysearch/slurp)	37	0.04%	41
209.	lj611391.inktomisearch.com_Mozilla/5.0 (compatible; Yahoo! Slurp; http://help.yahoo.com/help/us/ysearch/slurp)	37	0.04%	40
210.	lj611010.inktomisearch.com_Mozilla/5.0 (compatible; Yahoo! Slurp; http://help.yahoo.com/help/us/ysearch/slurp)	37	0.04%	38
211.	egspd42137.ask.com_Mozilla/2.0 (compatible; Ask Jeeves/Teoma; +http://sp.ask.com/docs/about/tech_crawling.html)	37	0.04%	360
212.	134.67.99.199_lwp-trivial/1.35	37	0.04%	41
213.	lj612160.inktomisearch.com_Mozilla/5.0 (compatible; Yahoo! Slurp; http://help.yahoo.com/help/us/ysearch/slurp)	37	0.04%	38

	Visitor	Visits	% Visits	Hits
214.	lj611052.inktomisearch.com_Mozilla/5.0 (compatible; Yahoo! Slurp; http://help.yahoo.com/help/us/ysearch/slurp)	37	0.04%	42
215.	lj611529.inktomisearch.com_Mozilla/5.0 (compatible; Yahoo! Slurp; http://help.yahoo.com/help/us/ysearch/slurp)	37	0.04%	41
216.	lj612216.inktomisearch.com_Mozilla/5.0 (compatible; Yahoo! Slurp; http://help.yahoo.com/help/us/ysearch/slurp)	37	0.04%	39
217.	lj611586.inktomisearch.com_Mozilla/5.0 (compatible; Yahoo! Slurp; http://help.yahoo.com/help/us/ysearch/slurp)	37	0.04%	37
218.	lj611797.inktomisearch.com_Mozilla/5.0 (compatible; Yahoo! Slurp; http://help.yahoo.com/help/us/ysearch/slurp)	37	0.04%	59
219.	lj611886.inktomisearch.com_Mozilla/5.0 (compatible; Yahoo! Slurp; http://help.yahoo.com/help/us/ysearch/slurp)	37	0.04%	52
220.	lj611056.inktomisearch.com_Mozilla/5.0 (compatible; Yahoo! Slurp; http://help.yahoo.com/help/us/ysearch/slurp)	37	0.04%	40
221.	lj611400.inktomisearch.com_Mozilla/5.0 (compatible; Yahoo! Slurp; http://help.yahoo.com/help/us/ysearch/slurp)	37	0.04%	40
222.	lj611279.inktomisearch.com_Mozilla/5.0 (compatible; Yahoo! Slurp; http://help.yahoo.com/help/us/ysearch/slurp)	36	0.04%	37
223.	lj611971.inktomisearch.com_Mozilla/5.0 (compatible; Yahoo! Slurp; http://help.yahoo.com/help/us/ysearch/slurp)	36	0.04%	37
224.	lj612086.inktomisearch.com_Mozilla/5.0 (compatible; Yahoo! Slurp; http://help.yahoo.com/help/us/ysearch/slurp)	36	0.04%	37
225.	lj611860.inktomisearch.com_Mozilla/5.0 (compatible; Yahoo! Slurp; http://help.yahoo.com/help/us/ysearch/slurp)	36	0.04%	37
226.	lj611534.inktomisearch.com_Mozilla/5.0 (compatible; Yahoo! Slurp; http://help.yahoo.com/help/us/ysearch/slurp)	36	0.04%	36
227.	lj612585.inktomisearch.com_Mozilla/5.0 (compatible; Yahoo! Slurp; http://help.yahoo.com/help/us/ysearch/slurp)	36	0.04%	41
228.	lj612125.inktomisearch.com_Mozilla/5.0 (compatible; Yahoo! Slurp; http://help.yahoo.com/help/us/ysearch/slurp)	36	0.04%	54
229.	lj611036.inktomisearch.com_Mozilla/5.0 (compatible; Yahoo! Slurp; http://help.yahoo.com/help/us/ysearch/slurp)	36	0.04%	47

	Visitor	Visits	% Visits	Hits
230.	lj611024.inktomisearch.com_Mozilla/5.0 (compatible; Yahoo! Slurp; http://help.yahoo.com/help/us/ysearch/slurp)	36	0.04%	36
231.	lj611722.inktomisearch.com_Mozilla/5.0 (compatible; Yahoo! Slurp; http://help.yahoo.com/help/us/ysearch/slurp)	36	0.04%	36
232.	lj611627.inktomisearch.com_Mozilla/5.0 (compatible; Yahoo! Slurp; http://help.yahoo.com/help/us/ysearch/slurp)	36	0.04%	37
233.	lj611836.inktomisearch.com_Mozilla/5.0 (compatible; Yahoo! Slurp; http://help.yahoo.com/help/us/ysearch/slurp)	36	0.04%	47
234.	lj611606.inktomisearch.com_Mozilla/5.0 (compatible; Yahoo! Slurp; http://help.yahoo.com/help/us/ysearch/slurp)	36	0.04%	36
235.	lj611385.inktomisearch.com_Mozilla/5.0 (compatible; Yahoo! Slurp; http://help.yahoo.com/help/us/ysearch/slurp)	36	0.04%	36
236.	lj612018.inktomisearch.com_Mozilla/5.0 (compatible; Yahoo! Slurp; http://help.yahoo.com/help/us/ysearch/slurp)	36	0.04%	37
237.	81.177.14.12_-	36	0.04%	55
238.	ct501151.inktomisearch.com_Mozilla/5.0 (compatible; Yahoo! Slurp; http://help.yahoo.com/help/us/ysearch/slurp)	36	0.04%	40
239.	lj611127.inktomisearch.com_Mozilla/5.0 (compatible; Yahoo! Slurp; http://help.yahoo.com/help/us/ysearch/slurp)	36	0.04%	36
240.	lj611486.inktomisearch.com_Mozilla/5.0 (compatible; Yahoo! Slurp; http://help.yahoo.com/help/us/ysearch/slurp)	35	0.04%	36
241.	lj611184.inktomisearch.com_Mozilla/5.0 (compatible; Yahoo! Slurp; http://help.yahoo.com/help/us/ysearch/slurp)	35	0.04%	36
242.	161.80.46.203_Mozilla/4.0 (compatible; MSIE 6.0; Windows NT 5.1; SV1; .NET CLR 1.1.4322; .NET CLR 2.0.50727; InfoPath.1)	35	0.04%	108
243.	lj611495.inktomisearch.com_Mozilla/5.0 (compatible; Yahoo! Slurp; http://help.yahoo.com/help/us/ysearch/slurp)	35	0.04%	35
244.	lj611215.inktomisearch.com_Mozilla/5.0 (compatible; Yahoo! Slurp; http://help.yahoo.com/help/us/ysearch/slurp)	35	0.04%	38
245.	lj612082.inktomisearch.com_Mozilla/5.0 (compatible; Yahoo! Slurp; http://help.yahoo.com/help/us/ysearch/slurp)	35	0.04%	35
246.	lj611664.inktomisearch.com_Mozilla/5.0 (compatible; Yahoo! Slurp; http://help.yahoo.com/help/us/ysearch/slurp)	35	0.04%	36

	Visitor	Visits	% Visits	Hits
247.	74.6.69.48_Mozilla/5.0 (compatible; Yahoo! Slurp; http://help.yahoo.com/help/us/ysearch/slurp)	35	0.04%	35
248.	ct501103.inktomisearch.com_Mozilla/5.0 (compatible; Yahoo! Slurp; http://help.yahoo.com/help/us/ysearch/slurp)	35	0.04%	46
249.	lj611756.inktomisearch.com_Mozilla/5.0 (compatible; Yahoo! Slurp; http://help.yahoo.com/help/us/ysearch/slurp)	34	0.04%	35
250.	lj611917.inktomisearch.com_Mozilla/5.0 (compatible; Yahoo! Slurp; http://help.yahoo.com/help/us/ysearch/slurp)	34	0.04%	37
251.	lj611485.inktomisearch.com_Mozilla/5.0 (compatible; Yahoo! Slurp; http://help.yahoo.com/help/us/ysearch/slurp)	34	0.04%	34
252.	lj612066.inktomisearch.com_Mozilla/5.0 (compatible; Yahoo! Slurp; http://help.yahoo.com/help/us/ysearch/slurp)	34	0.04%	46
253.	kcraw110.hj.re3.yahoo.com_YahooSeeker/CafeKelsa (compatible; Konqueror/3.2; FreeBSD ; http://help.yahoo.com/help/hotjobs/webmaster) (KHTML, like Gecko)	34	0.04%	2,146
254.	lj612572.inktomisearch.com_Mozilla/5.0 (compatible; Yahoo! Slurp; http://help.yahoo.com/help/us/ysearch/slurp)	34	0.04%	35
255.	lj611205.inktomisearch.com_Mozilla/5.0 (compatible; Yahoo! Slurp; http://help.yahoo.com/help/us/ysearch/slurp)	34	0.04%	35
256.	lj612121.inktomisearch.com_Mozilla/5.0 (compatible; Yahoo! Slurp; http://help.yahoo.com/help/us/ysearch/slurp)	34	0.04%	35
257.	lj611284.inktomisearch.com_Mozilla/5.0 (compatible; Yahoo! Slurp; http://help.yahoo.com/help/us/ysearch/slurp)	34	0.04%	36
258.	lj612284.inktomisearch.com_Mozilla/5.0 (compatible; Yahoo! Slurp; http://help.yahoo.com/help/us/ysearch/slurp)	34	0.04%	54
259.	lm502002.inktomisearch.com_Mozilla/5.0 (compatible; Yahoo! Slurp; http://help.yahoo.com/help/us/ysearch/slurp)	34	0.04%	34
260.	lj611313.inktomisearch.com_Mozilla/5.0 (compatible; Yahoo! Slurp; http://help.yahoo.com/help/us/ysearch/slurp)	34	0.04%	34
261.	74.6.66.42_Mozilla/5.0 (compatible; Yahoo! Slurp; http://help.yahoo.com/help/us/ysearch/slurp)	34	0.04%	35
262.	lj611270.inktomisearch.com_Mozilla/5.0 (compatible; Yahoo! Slurp; http://help.yahoo.com/help/us/ysearch/slurp)	34	0.04%	34

	Visitor	Visits	% Visits	Hits
263.	lj612255.inktomisearch.com_Mozilla/5.0 (compatible; Yahoo! Slurp; http://help.yahoo.com/help/us/ysearch/slurp)	34	0.04%	44
264.	lj611213.inktomisearch.com_Mozilla/5.0 (compatible; Yahoo! Slurp; http://help.yahoo.com/help/us/ysearch/slurp)	34	0.04%	35
265.	lj611603.inktomisearch.com_Mozilla/5.0 (compatible; Yahoo! Slurp; http://help.yahoo.com/help/us/ysearch/slurp)	34	0.04%	34
266.	lj612252.inktomisearch.com_Mozilla/5.0 (compatible; Yahoo! Slurp; http://help.yahoo.com/help/us/ysearch/slurp)	34	0.04%	34
267.	lj611919.inktomisearch.com_Mozilla/5.0 (compatible; Yahoo! Slurp; http://help.yahoo.com/help/us/ysearch/slurp)	34	0.04%	35
268.	ct501139.inktomisearch.com_Mozilla/5.0 (compatible; Yahoo! Slurp; http://help.yahoo.com/help/us/ysearch/slurp)	33	0.04%	40
269.	lj611592.inktomisearch.com_Mozilla/5.0 (compatible; Yahoo! Slurp; http://help.yahoo.com/help/us/ysearch/slurp)	33	0.04%	33
270.	207.154.26.44_NL-Crawler	33	0.04%	36
271.	lj611315.inktomisearch.com_Mozilla/5.0 (compatible; Yahoo! Slurp; http://help.yahoo.com/help/us/ysearch/slurp)	33	0.04%	33
272.	ct501058.inktomisearch.com_Mozilla/5.0 (compatible; Yahoo! Slurp; http://help.yahoo.com/help/us/ysearch/slurp)	33	0.04%	36
273.	134.67.99.205_lwp-trivial/1.35	33	0.04%	33
274.	134.67.99.200_lwp-trivial/1.35	33	0.04%	36
275.	lj611523.inktomisearch.com_Mozilla/5.0 (compatible; Yahoo! Slurp; http://help.yahoo.com/help/us/ysearch/slurp)	33	0.04%	38
276.	206-161-120-2.setnet.com_-	33	0.04%	61
277.	lj611387.inktomisearch.com_Mozilla/5.0 (compatible; Yahoo! Slurp; http://help.yahoo.com/help/us/ysearch/slurp)	32	0.04%	35
278.	ct501173.inktomisearch.com_Mozilla/5.0 (compatible; Yahoo! Slurp; http://help.yahoo.com/help/us/ysearch/slurp)	32	0.04%	40
279.	lj611197.inktomisearch.com_Mozilla/5.0 (compatible; Yahoo! Slurp; http://help.yahoo.com/help/us/ysearch/slurp)	32	0.04%	32
280.	lj611045.inktomisearch.com_Mozilla/5.0 (compatible; Yahoo! Slurp; http://help.yahoo.com/help/us/ysearch/slurp)	32	0.04%	34
281.	lj611657.inktomisearch.com_Mozilla/5.0 (compatible; Yahoo! Slurp; http://help.yahoo.com/help/us/ysearch/slurp)	32	0.04%	36

	Visitor	Visits	% Visits	Hits
282.	ct501297.inktomisearch.com_Mozilla/5.0 (compatible; Yahoo! Slurp; http://help.yahoo.com/help/us/ysearch/slurp)	32	0.04%	45
283.	lj611742.inktomisearch.com_Mozilla/5.0 (compatible; Yahoo! Slurp; http://help.yahoo.com/help/us/ysearch/slurp)	32	0.04%	33
284.	lj612340.inktomisearch.com_Mozilla/5.0 (compatible; Yahoo! Slurp; http://help.yahoo.com/help/us/ysearch/slurp)	32	0.04%	32
285.	lj611331.inktomisearch.com_Mozilla/5.0 (compatible; Yahoo! Slurp; http://help.yahoo.com/help/us/ysearch/slurp)	32	0.04%	32
286.	lj611922.inktomisearch.com_Mozilla/5.0 (compatible; Yahoo! Slurp; http://help.yahoo.com/help/us/ysearch/slurp)	32	0.04%	32
287.	lj611947.inktomisearch.com_Mozilla/5.0 (compatible; Yahoo! Slurp; http://help.yahoo.com/help/us/ysearch/slurp)	32	0.04%	34
288.	lj611900.inktomisearch.com_Mozilla/5.0 (compatible; Yahoo! Slurp; http://help.yahoo.com/help/us/ysearch/slurp)	32	0.04%	32
289.	ct501170.inktomisearch.com_Mozilla/5.0 (compatible; Yahoo! Slurp; http://help.yahoo.com/help/us/ysearch/slurp)	32	0.04%	32
290.	lj612100.inktomisearch.com_Mozilla/5.0 (compatible; Yahoo! Slurp; http://help.yahoo.com/help/us/ysearch/slurp)	32	0.04%	41
291.	lj611902.inktomisearch.com_Mozilla/5.0 (compatible; Yahoo! Slurp; http://help.yahoo.com/help/us/ysearch/slurp)	32	0.04%	33
292.	ct501067.inktomisearch.com_Mozilla/5.0 (compatible; Yahoo! Slurp; http://help.yahoo.com/help/us/ysearch/slurp)	32	0.04%	34
293.	lj611624.inktomisearch.com_Mozilla/5.0 (compatible; Yahoo! Slurp; http://help.yahoo.com/help/us/ysearch/slurp)	32	0.04%	34
294.	lj611164.inktomisearch.com_Mozilla/5.0 (compatible; Yahoo! Slurp; http://help.yahoo.com/help/us/ysearch/slurp)	32	0.04%	32
295.	lj611542.inktomisearch.com_Mozilla/5.0 (compatible; Yahoo! Slurp; http://help.yahoo.com/help/us/ysearch/slurp)	32	0.04%	49
296.	lj611554.inktomisearch.com_Mozilla/5.0 (compatible; Yahoo! Slurp; http://help.yahoo.com/help/us/ysearch/slurp)	32	0.04%	32
297.	lj611768.inktomisearch.com_Mozilla/5.0 (compatible; Yahoo! Slurp; http://help.yahoo.com/help/us/ysearch/slurp)	32	0.04%	32

	Visitor	Visits	% Visits	Hits
298.	lj611322.inktomisearch.com_Mozilla/5.0 (compatible; Yahoo! Slurp; http://help.yahoo.com/help/us/ysearch/slurp)	32	0.04%	33
299.	lj612283.inktomisearch.com_Mozilla/5.0 (compatible; Yahoo! Slurp; http://help.yahoo.com/help/us/ysearch/slurp)	32	0.04%	32
300.	lj611676.inktomisearch.com_Mozilla/5.0 (compatible; Yahoo! Slurp; http://help.yahoo.com/help/us/ysearch/slurp)	31	0.04%	35
Subtotal for rows: 1 - 300		16,498	20.01%	56,397
Other		65,940	79.99%	189,058
Total		82,438	100.00%	245,455

items 1-300 of 5000

Top Visitors - Help Card



Column Definitions

Visitor

The IP address, domain name, or cookie of the visitor.

Visits

Number of times the specified visitor visited your site. A visit is a series of actions that begins when a visitor views their first page from the server, and ends when the visitor leaves the site or remains idle beyond the idle-time limit. The default idle-time limit is thirty minutes. This time limit can be changed by the system administrator.

Hits

Number of hits attributed to the specified visitor. Each file requested by a visitor registers as a hit. There can be several hits on each page. While the volume of hits reflects the amount of server traffic, it is not an accurate reflection of the number of pages viewed.



Report Descriptions

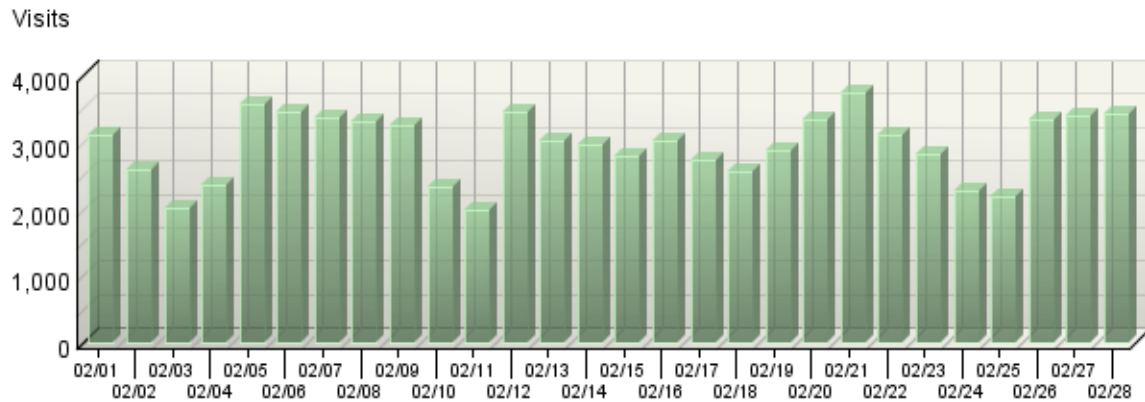
Consider the visitors who use the site most, and tailor your site to their interests and needs. If your site is an intranet, notice which employees use the site most, and find out what they like about it. You might also get feedback from those who use it the least and find out what they are looking for.

Note: If a visitor has a dynamic IP address, or if a group of visitors are behind a proxy server or firewall, this data might be misleading. In the case of a dynamic IP address, multiple IP addresses could be shown for a single visitor, and in the case of a firewall or proxy server, one IP address could be used by more than one visitor.

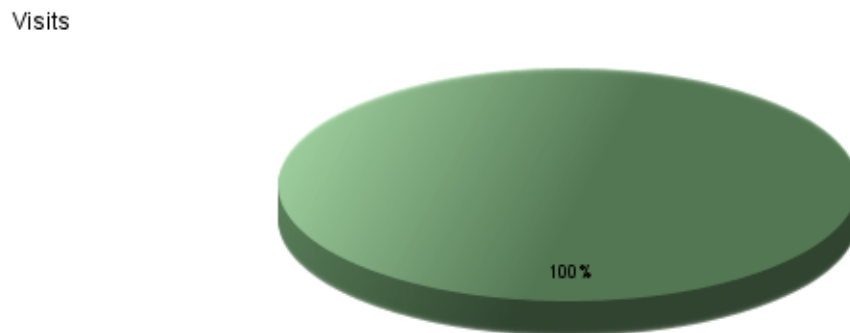
New vs. Return Visits

This report compares the number of visits by new and returning visitors to your site.

New vs. Return Visits Trend



New vs. Return Visits



■ Returning Visitors

New vs. Return Visits

Visitor Type	Visits	% Visits
■ Returning Visitors	82,438	100.00%
Total	82,438	100.00%

items 1-1 of 1

New vs. Return Visits - Help Card



Column Definitions

New Visitors

Visitors whose visit starts without any cookie information but acquires a cookie (or multiple cookies) during the visit. For single-page visits there is no way (without the use of SmartSource Data Collection) to distinguish a new visitor from a visitor that does not accept cookies. As a result these visits are categorized as Visitors Not Accepting Cookies.

Returning Visitors

Visitors who already had a cookie from your site when they visited.

Visitors Not Accepting Cookies

Visitors not accepting cookies from your site. There is no way to determine if these visitors are new or returning. Note that Express Analysis does not report on this information.

Visits

Number of visits by visitors who fit into the specified visitor category. A visit is a series of actions that begins when a visitor views their first page from the server, and ends when the visitor leaves the site or remains idle beyond the idle-time limit. The default idle-time limit is thirty minutes. This time limit can be changed by the system administrator.

%

Percentage of visitors who fit into the specified visitor category.



Report Descriptions

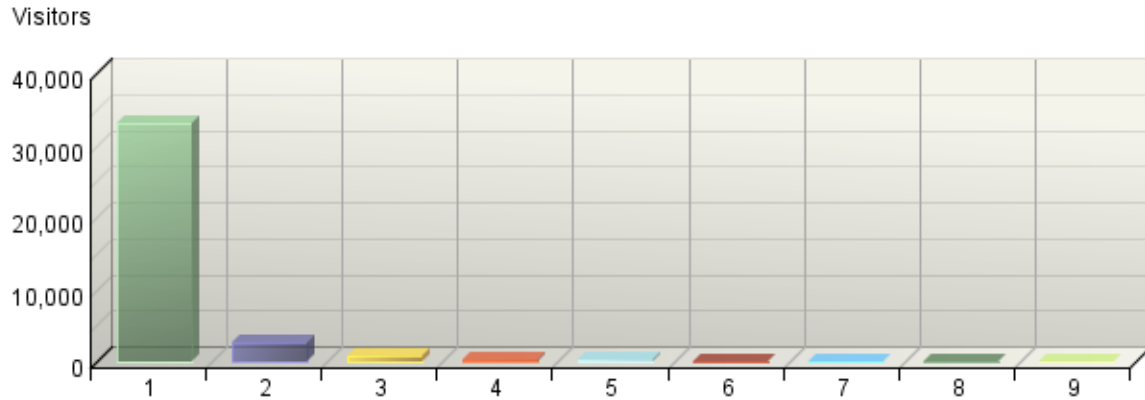
By tracking the ratio between new and return visits over a period of time, you can determine if your site is attracting enough returning visitors.

Note: This report uses only cookies to determine whether a visitor is new or returning. This information cannot therefore be correlated to visitor counts obtained using IP tracking. For example, when a visitor goes to a site that has session-based cookies but no permanent cookies, they will receive a cookie on their second hit and be labeled a new visitor. If they close their browser, wait an hour, and go back to the same site, they will have no cookies on their first hit (since the cookie they got previously was session-based) and will once again be issued a cookie on their second hit. If the site's logs are analyzed using the IP tracking method, the result is 1 unique visitor (determined using IP tracking), but 2 visits and 2 new or first-time visitors (determined using cookies).

Visitors by Number of Visits

This report shows the distribution of visitors based on how many times each visitor visited your site.

Visitors by Number of Visits



Visitors by Number of Visits

Number of Visits	Visitors	% Visitors
1 visit	33,061	85.37%
2 visits	2,622	6.77%
3 visits	710	1.83%
4 visits	340	0.88%
5 visits	184	0.48%
6 visits	123	0.32%
7 visits	114	0.29%
8 visits	84	0.22%
9 visits	86	0.22%
Other	1,404	3.63%
Total	38,728	100.00%

items 1-9 of 9

Visitors by Number of Visits - Help Card



Column Definitions

Number of Visits

The number of visits by each visitor during the period of the report.

Visitors

Number of individuals who came to your site the amount of times specified in the Number of Visits column.

%

Percentage of visitors who came to your site the amount of times specified in the Number of Visits column.



Report Descriptions

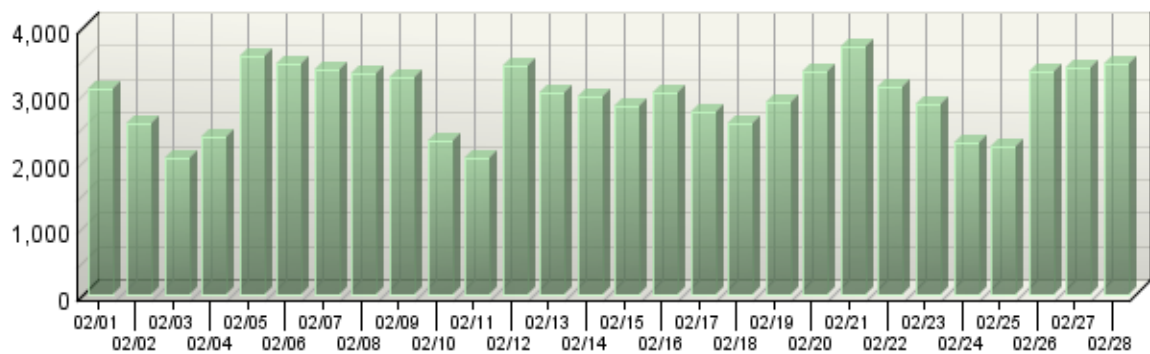
This information can indicate whether or not your site compels visitors to return. Updating web site content is one way to draw return visitors.

Visitors Trend

This report shows how many times visitors visited your web site and how long they stayed. The information is divided into time slices based on the duration of the log file. Some visits may span more than one time interval, and will be counted in each interval where they appear. The sum of visits for all intervals may therefore exceed the total visits shown in the Overview Dashboard page.

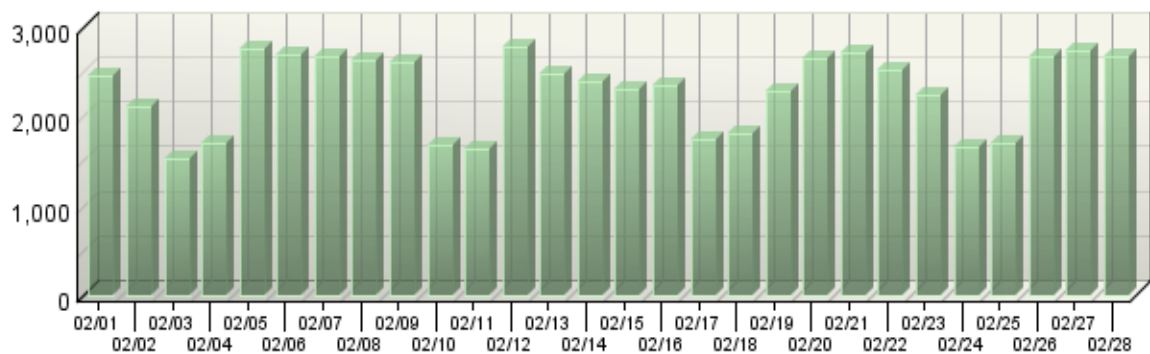
Active Visits Trend

Active Visits



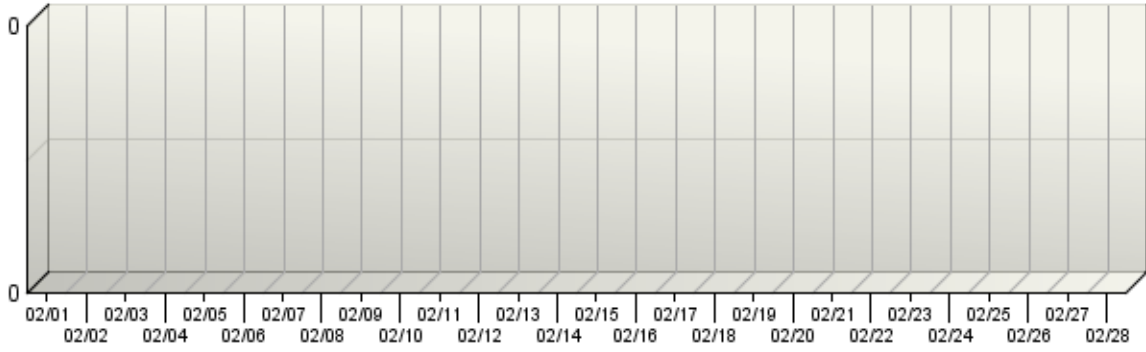
Visitors Trend

Visitors



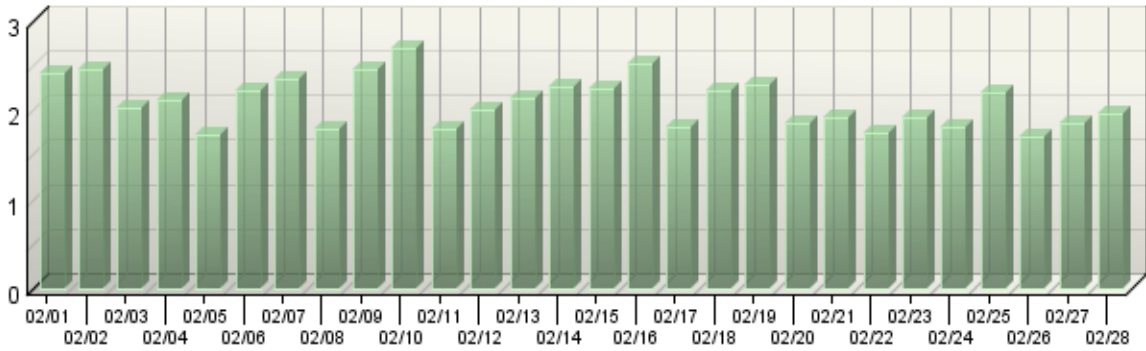
New Visitors Trend

New Visitors

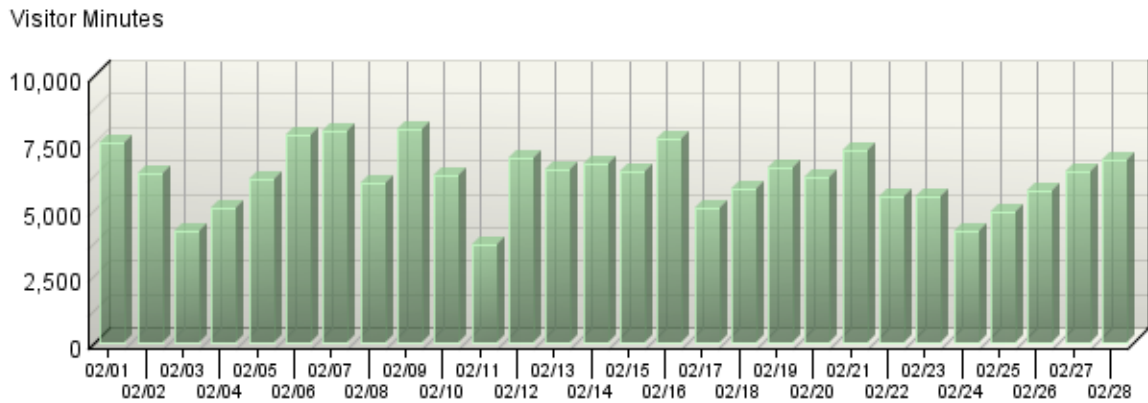


Average Length of Visit Trend

Average Visit Duration



Visitor Minutes Trend



Visitors Trend

Day	Active Visits	Visitors	New Visitors
02/01	3,088	2,467	0
02/02	2,573	2,117	0
02/03	2,054	1,535	0
02/04	2,366	1,710	0
02/05	3,554	2,765	0
02/06	3,459	2,706	0
02/07	3,359	2,675	0
02/08	3,310	2,640	0
02/09	3,264	2,606	0
02/10	2,306	1,694	0
02/11	2,050	1,635	0
02/12	3,424	2,787	0
02/13	3,029	2,490	0
02/14	2,959	2,401	0
02/15	2,820	2,318	0
02/16	3,018	2,352	0
02/17	2,748	1,755	0
02/18	2,571	1,805	0
02/19	2,871	2,279	0
02/20	3,350	2,657	0
02/21	3,726	2,714	0
02/22	3,113	2,521	0
02/23	2,845	2,235	0
02/24	2,282	1,671	0

Day	Active Visits	Visitors	New Visitors
02/25	2,212	1,713	0
02/26	3,337	2,671	0
02/27	3,404	2,740	0
02/28	3,444	2,668	0
Average	2,947	2,297	0
Total	-	-	0

items 1-28 of 28

Visitors Trend

Day	Average Visit Duration	Visitor Minutes
02/01	00:02:25	7,512.65
02/02	00:02:27	6,305.55
02/03	00:02:02	4,199.45
02/04	00:02:07	5,044.13
02/05	00:01:43	6,110.78
02/06	00:02:14	7,761.48
02/07	00:02:21	7,912.7
02/08	00:01:47	5,936.6
02/09	00:02:27	8,001.68
02/10	00:02:42	6,233.43
02/11	00:01:47	3,666.18
02/12	00:02:01	6,906.92
02/13	00:02:08	6,490.03
02/14	00:02:16	6,725.85
02/15	00:02:15	6,371.97
02/16	00:02:31	7,617.3
02/17	00:01:49	5,001.33
02/18	00:02:14	5,745.15
02/19	00:02:17	6,560.28
02/20	00:01:51	6,203.72
02/21	00:01:55	7,164.72
02/22	00:01:45	5,480.85
02/23	00:01:55	5,495.77
02/24	00:01:49	4,154.4
02/25	00:02:12	4,881.3
02/26	00:01:42	5,702.48
02/27	00:01:52	6,375.63
02/28	00:01:58	6,812.35
Average	-	6,156.24

Day	Average Visit Duration	Visitor Minutes
Total	-	172,374.7

items 1-28 of 28

Visitors Trend - Help Card



Column Definitions

Time Interval (hour, day, etc.)

A one-year report displays monthly time increments. A one-quarter report displays weekly time increments. A one-month report or a one-week report displays daily time increments. A daily report displays hourly time increments. An hour-long interval marked 12:00, for example, includes all activity between 12:00 and 12:59.

Active Visits

Number of active visits to your web site. If a visit spans multiple time intervals, it is counted in each interval. Every visit from a visitor is counted, even if the same visitor came to your web site multiple times. Also included are zero-length visits. A zero-length visit occurs when all hits for that visit are logged with the exact same time stamp.

Visitors

Number of individuals who visited your site during the report interval. For a daily report, if someone visits more than once, that person is counted only the first time he or she visits. Values of "-" indicate that the detailed data required is not available. This situation occurs when the Top Visitors report has reached its configured limit or when reports for the corresponding period are turned off. For non-daily reports, the visitor measure total is "-" since the same visitor can be counted in multiple intervals.

New Visitors

Number of visitors who had never visited your web site before.

Average Visit Duration

The average amount of time visitors spent at your site within the given time interval. The data is formatted as hh:mm:ss (hours:minutes:seconds). The average visit duration is calculated by dividing the value from the Visitor Minutes column by the value from the Active Visits column.

Visitor Minutes

Number of minutes your web site was viewed, regardless of who was viewing it.



Report Descriptions

Use this page to determine which times your web site is busiest.

Daily averages cut off visits that continue into the next day, whereas weekly averages do not. Therefore, weekly averages may appear a bit longer than daily averages.

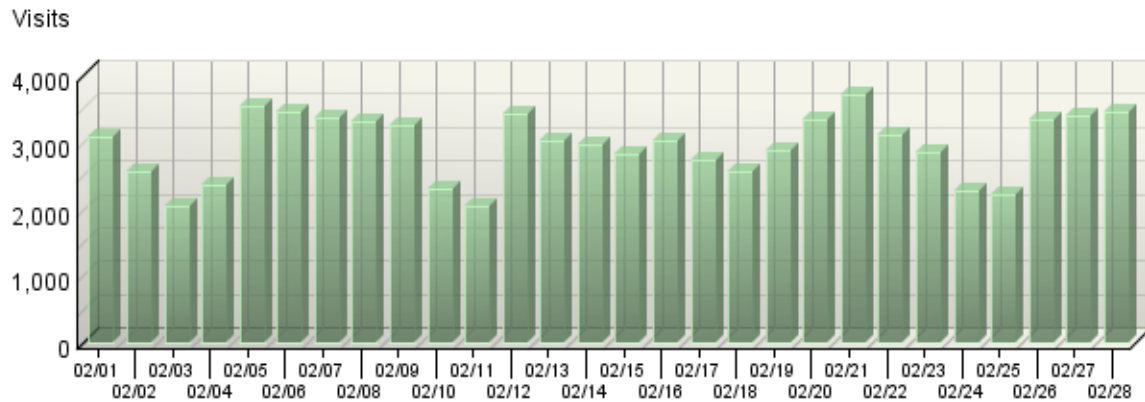
Total - The total for the column. Visits may span more than one time interval and are counted for each hour in this report. We therefore do not provide a total, which would be misleading.

Average - This row gives the average for each column.

Visits Trend

This report shows how the number of visits to your site changes over the course of the report period.

Visits Trend



Visits Trend

Day	Visits	% Visits
02/01	3,081	3.74%
02/02	2,569	3.12%
02/03	2,053	2.49%
02/04	2,359	2.86%
02/05	3,553	4.31%
02/06	3,456	4.19%
02/07	3,354	4.07%
02/08	3,306	4.01%
02/09	3,263	3.96%
02/10	2,302	2.79%
02/11	2,049	2.49%
02/12	3,418	4.15%
02/13	3,025	3.67%
02/14	2,957	3.59%
02/15	2,817	3.42%
02/16	3,014	3.66%
02/17	2,746	3.33%
02/18	2,565	3.11%
02/19	2,866	3.48%

Day	Visits	% Visits
02/20	3,345	4.06%
02/21	3,724	4.52%
02/22	3,111	3.77%
02/23	2,843	3.45%
02/24	2,277	2.76%
02/25	2,209	2.68%
02/26	3,334	4.04%
02/27	3,402	4.13%
02/28	3,439	4.17%
Total	82,437	100.00%

items 1-28 of 28

Visits Trend - Help Card



Column Definitions

Time Interval (hour, day, etc.)

A one-year report displays monthly time increments. A one-quarter report displays weekly time increments. A one-month report or a one-week report displays daily time increments. A daily report displays hourly time increments. An hour-long interval marked 12:00, for example, includes all activity between 12:00 and 12:59.

Visits

Number of visits to your site during the specified time interval. A visit is a series of actions that begins when a visitor views their first page from the server, and ends when the visitor leaves the site or remains idle beyond the idle-time limit. The default idle-time limit is thirty minutes. This time limit can be changed by the system administrator.

%

Percentage of visits to your site during the specified time interval compared with all visits to your site during the report period.



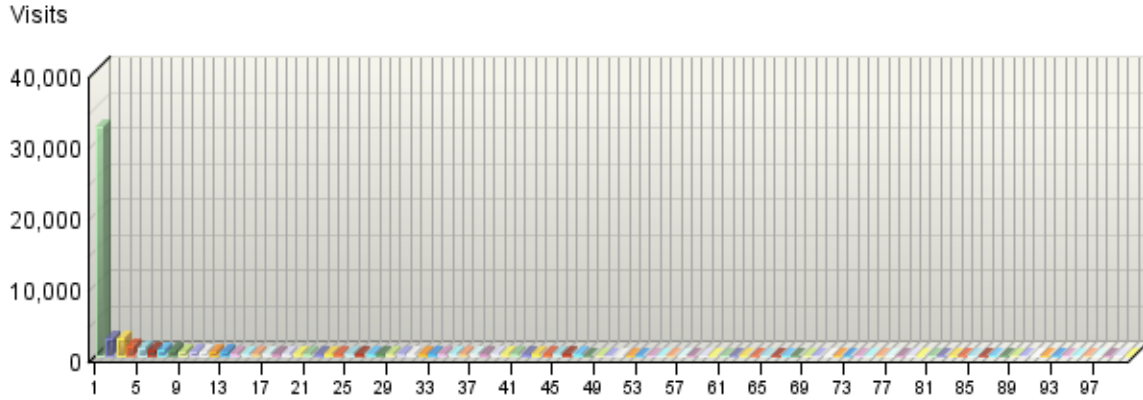
Report Descriptions

Periods of less activity can be considered good times for maintenance and content improvement.

Organizations

If you have enabled the WebTrends GeoTrends Database for this profile, this page will list the most active companies and other organizations visiting your web site.

Organizations



Organizations

	Organization Domain Name	Visits	% Visits	Hits
■ 1.	American Registry for Internet Numbers	32,200	39.06%	44,177
	inktomisearch.com	28,938	35.10%	32,049
	Unresolved IP Address	799	0.97%	4,968
	rr.com	506	0.61%	1,469
	sbcglobal.net	376	0.46%	1,350
	verizon.net	219	0.27%	589
	bellsouth.net	177	0.21%	517
	comcast.net	171	0.21%	533
	cox.net	133	0.16%	329
	rogers.com	123	0.15%	459
	insightbb.com	113	0.14%	397
	theplanet.com	79	0.10%	256
	layeredtech.com	71	0.09%	84
	suddenlink.net	64	0.08%	151
	comcastbusiness.net	32	0.04%	154
	qwest.net	25	0.03%	42
	embarqhsd.net	24	0.03%	35
	kosmohost.net	20	0.02%	20

	Organization Domain Name	Visits	% Visits	Hits
	charter.com	20	0.02%	34
	dsl.bell.ca	18	0.02%	23
	frontiernet.net	18	0.02%	50
■ 2.	U.S. Environmental Protection Agency	2,525	3.06%	24,638
	Unresolved IP Address	2,422	2.94%	24,000
	epa.gov	103	0.12%	638
■ 3.	Hotmail Corporation	2,396	2.91%	8,249
	live.com	1,725	2.09%	6,293
	phx.gbl	424	0.51%	1,363
	Unresolved IP Address	247	0.30%	593
■ 4.	Verizon Trademark Services LLC	1,321	1.60%	3,659
	verizon.net	477	0.58%	1,414
	comcast.net	376	0.46%	1,042
	qwest.net	106	0.13%	219
	Unresolved IP Address	92	0.11%	274
	rr.com	83	0.10%	263
	charter.com	44	0.05%	118
	sbcglobal.net	43	0.05%	104
	pacbell.net	37	0.04%	115
	embarqhsd.net	35	0.04%	70
	k12.va.us	8	0.01%	13
	alltel.net	2	0.00%	2
	eastlink.ca	2	0.00%	2
	saws.org	2	0.00%	4
	k12.nj.us	2	0.00%	2
	memorialcare.org	1	0.00%	1
	MPIIB-Berlin.MPG.DE	1	0.00%	3
	scheda.com	1	0.00%	1
	cunninghamquill.com	1	0.00%	1
	strouse.com	1	0.00%	2
	spitfirestrategies.com	1	0.00%	1
■ 5.	Microsoft Corp	1,019	1.24%	2,668
	live.com	959	1.16%	2,515
	phx.gbl	44	0.05%	123
	Unresolved IP Address	12	0.01%	20
	msn.com	4	0.00%	10
■ 6.	RIPE Network Coordination Centre	882	1.07%	3,552
	Unresolved IP Address	252	0.31%	901
	nextgentel.com	82	0.10%	171
	aol.com	46	0.06%	66

	Organization Domain Name	Visits	% Visits	Hits
	abo.wanadoo.fr	31	0.04%	998
	retail.telecomitalia.it	22	0.03%	96
	emirates.net.ae	15	0.02%	41
	isp.belgacom.be	13	0.02%	29
	blueyonder.co.uk	12	0.01%	25
	rima-tde.net	11	0.01%	22
	itc.net.sa	10	0.01%	77
	cust.bluewin.ch	9	0.01%	18
	speed.planet.nl	9	0.01%	29
	unife.it	9	0.01%	11
	uce.ac.uk	9	0.01%	14
	paltel.net	8	0.01%	9
	012.net.il	8	0.01%	13
	ttnet.net.tr	8	0.01%	36
	net.novis.pt	7	0.01%	26
	ttz-bremerhaven.de	7	0.01%	12
	dp-int.com	7	0.01%	9
■ 7.	America Online, Inc.	783	0.95%	1,264
	aol.com	777	0.94%	1,232
	Unresolved IP Address	5	0.01%	31
	aoltw.net	1	0.00%	1
■ 8.	Asia Pacific Network Information Centre	735	0.89%	2,344
	Unresolved IP Address	360	0.44%	1,253
	125.airtelbroadband.in	38	0.05%	116
	61.airtelbroadband.in	31	0.04%	62
	bigpond.net.au	23	0.03%	233
	hinet.net	23	0.03%	39
	pldt.net	22	0.03%	51
	asianet.co.th	22	0.03%	75
	59.airtelbroadband.in	21	0.03%	41
	sify.net	20	0.02%	48
	telkom.net.id	20	0.02%	79
	totbb.net	20	0.02%	61
	net.my	18	0.02%	48
	tm.net.my	16	0.02%	18
	iinet.net.au	12	0.01%	19
	dion.ne.jp	7	0.01%	18
	ocn.ne.jp	7	0.01%	11
	eth.net	5	0.01%	5
	203.airtelbroadband.in	5	0.01%	7

	Organization Domain Name	Visits	% Visits	Hits
	ispone.net.au	4	0.00%	6
	exatt.net	4	0.00%	6
■ 9.	Comcast Cable Communications, Inc.	616	0.75%	1,847
	comcast.net	608	0.74%	1,835
	Unresolved IP Address	8	0.01%	12
■ 10.	EXCALIBUR Group, A Time Warner Company	486	0.59%	1,683
	rr.com	403	0.49%	1,456
	Unresolved IP Address	23	0.03%	49
	patmedia.net	7	0.01%	15
	steephost.com	7	0.01%	9
	cavtel.net	5	0.01%	11
	clearwire-dns.net	4	0.00%	8
	mindspring.com	4	0.00%	21
	sunflower.com	4	0.00%	13
	ctsiok.net	4	0.00%	24
	wideopenwest.com	3	0.00%	20
	knology.net	2	0.00%	2
	smsd.org	2	0.00%	5
	ldmi.com	1	0.00%	1
	ric-inc.com	1	0.00%	1
	consolidated.net	1	0.00%	1
	ststelecom.com	1	0.00%	2
	ptd.net	1	0.00%	3
	adelphia.net	1	0.00%	4
	cc.md.us	1	0.00%	1
	mcsnet.ca	1	0.00%	1
■ 11.	Bell South Intellectual Property Corporation	429	0.52%	1,089
	bellsouth.net	277	0.34%	612
	Unresolved IP Address	77	0.09%	144
	amazonaws.com	18	0.02%	174
	acsalaska.net	7	0.01%	38
	shawgrp.com	6	0.01%	51
	intercage.com	5	0.01%	6
	metrocast.net	2	0.00%	2
	merlin.mb.ca	2	0.00%	3
	in-addr.arpa	2	0.00%	4
	zapeng.com	2	0.00%	3
	setechusa.com	2	0.00%	2
	energyunited.com	1	0.00%	1

	Organization Domain Name	Visits	% Visits	Hits
	hano.org	1	0.00%	3
	knology.net	1	0.00%	1
	swoca.net	1	0.00%	1
	blackfoot.net	1	0.00%	3
	tjca.org	1	0.00%	1
	usxpress.com	1	0.00%	1
	ictwavemedia.net	1	0.00%	1
	lunarpages.com	1	0.00%	1
12.	CHINANET beijing province network	428	0.52%	759
	Unresolved IP Address	426	0.52%	756
	sohu.com	2	0.00%	3
13.	NIB	424	0.51%	1,598
	Unresolved IP Address	403	0.49%	1,558
	bsnl.co.in	21	0.03%	40
14.	Road Runner	389	0.47%	1,135
	rr.com	388	0.47%	1,134
	beanllp.com	1	0.00%	1
15.	ioNET, Inc.	375	0.45%	1,067
	Unresolved IP Address	171	0.21%	638
	cosmixcorp.com	169	0.21%	301
	ttemi.com	19	0.02%	90
	cogentco.com	3	0.00%	4
	air.org	2	0.00%	5
	cogetnco.com	2	0.00%	11
	wwfus.org	2	0.00%	6
	bateswhite.com	1	0.00%	1
	employs.com	1	0.00%	1
	ngowatch.org	1	0.00%	6
	nysia.org	1	0.00%	1
	Technip.US	1	0.00%	1
	surdna.org	1	0.00%	1
	bingham.com	1	0.00%	1
16.	CHARTER COMMUNICATIONS	369	0.45%	2,365
	charter.com	356	0.43%	2,341
	Unresolved IP Address	11	0.01%	17
	k12.wi.us	1	0.00%	1
	k12.va.us	1	0.00%	6
17.	PROVIDER Local Registry	352	0.43%	816
	Unresolved IP Address	148	0.18%	428
	proxad.net	23	0.03%	34

	Organization Domain Name	Visits	% Visits	Hits
	pol.co.uk	15	0.02%	25
	ttnet.net.tr	14	0.02%	40
	as9105.com	11	0.01%	12
	km13923.keymachine.de	10	0.01%	11
	blueyonder.co.uk	7	0.01%	15
	otenet.gr	7	0.01%	12
	dclient.hispeed.ch	5	0.01%	8
	cable.casema.nl	4	0.00%	4
	246.keyweb.de	4	0.00%	4
	bulldogdsl.com	4	0.00%	5
	248.keyweb.de	4	0.00%	4
	vie.surfer.at	3	0.00%	3
	adsl.forthnet.gr	3	0.00%	3
	barak-online.net	3	0.00%	4
	liautaud-net.com	3	0.00%	3
	skylogicnet.com	3	0.00%	7
	bredband2.com	3	0.00%	36
	244.keyweb.de	3	0.00%	3
■ 18.	UUNET Technologies, Inc.	350	0.42%	873
	Unresolved IP Address	283	0.34%	730
	uu.net	13	0.02%	33
	evlservers.net	12	0.01%	15
	ask.com	12	0.01%	38
	alter.net	4	0.00%	4
	smiths-group.com	2	0.00%	2
	dawnbreaker.com	2	0.00%	6
	versar.com	2	0.00%	6
	wildblue.net	2	0.00%	9
	traderonline.com	2	0.00%	2
	nrs2.net	1	0.00%	1
	ardourcapital.com	1	0.00%	1
	arinc.com	1	0.00%	1
	static-ip.ravand.ca	1	0.00%	1
	amtelecom.net	1	0.00%	1
	rr.com	1	0.00%	2
	wnj.com	1	0.00%	1
	4wbi.net	1	0.00%	1
	host234.136.251.208	1	0.00%	1
	usta.com	1	0.00%	1

	Organization Domain Name	Visits	% Visits	Hits
■ 19.	Latin American and Caribbean IP address Regional Registry	335	0.41%	1,095
	prod-infinitum.com.mx	76	0.09%	203
	Unresolved IP Address	60	0.07%	171
	veloxzone.com.br	16	0.02%	61
	speedy.net.pe	14	0.02%	61
	fibertel.com.ar	13	0.02%	39
	cantv.net	11	0.01%	24
	telecom.net.ar	9	0.01%	9
	etb.net.co	7	0.01%	13
	telesp.net.br	7	0.01%	53
	tsst.net.tt	5	0.01%	5
	brasiltelecom.net.br	5	0.01%	12
	virtua.com.br	5	0.01%	8
	speedy.com.ar	5	0.01%	5
	prod-empresarial.com.mx	4	0.00%	19
	iq.usp.br	4	0.00%	36
	cable.net.co	4	0.00%	9
	anteldata.net.uy	4	0.00%	9
	vtr.net	3	0.00%	7
	cdtn.br	3	0.00%	20
	tdatabrasil.net.br	3	0.00%	3
■ 20.	Asia Pacific Network Information Center, Pty. Ltd.	329	0.40%	635
	inktomisearch.com	144	0.17%	162
	Unresolved IP Address	116	0.14%	326
	optusnet.com.au	8	0.01%	15
	bigpond.net.au	6	0.01%	31
	connect.net.au	6	0.01%	6
	yahoo.com	6	0.01%	6
	hcm.fpt.vn	5	0.01%	22
	youtele.com	4	0.00%	5
	dancom.net.pk	3	0.00%	3
	westnet.com.au	3	0.00%	4
	so-net.ne.jp	3	0.00%	5
	global-bd.net	3	0.00%	6
	xtra.co.nz	2	0.00%	5
	fpt.vn	2	0.00%	15
	tulipconnect.com	2	0.00%	2
	hinet.net	2	0.00%	4
	home.ne.jp	1	0.00%	1

	Organization Domain Name	Visits	% Visits	Hits
	westvic.com.au	1	0.00%	1
	golightspeed.com.my	1	0.00%	1
	dsn.jp	1	0.00%	1
■ 21.	Internet Assigned Numbers Authority	319	0.39%	761
	Unresolved IP Address	106	0.13%	222
	122.airtelbroadband.in	38	0.05%	178
	vsnl.net.in	24	0.03%	51
	net.t-com.hr	13	0.02%	29
	abo.wanadoo.fr	12	0.01%	32
	barak-online.net	10	0.01%	10
	sky.com	9	0.01%	13
	bti.net.ph	8	0.01%	18
	netvision.net.il	5	0.01%	6
	pol.co.uk	5	0.01%	7
	dsl.club-internet.fr	4	0.00%	19
	pldt.net	4	0.00%	7
	ukrtel.net	4	0.00%	8
	sbb.co.yu	3	0.00%	3
	dsl.hol.gr	3	0.00%	6
	volia.net	3	0.00%	3
	ntlworld.ie	3	0.00%	5
	t-dialin.net	3	0.00%	6
	dodo.com.au	2	0.00%	2
	adsl.forthnet.gr	2	0.00%	2
■ 22.	FRANCE TELECOM	310	0.38%	1,601
	fti.net	277	0.34%	379
	abo.wanadoo.fr	28	0.03%	1,215
	static-ip.oleane.fr	2	0.00%	2
	Unresolved IP Address	1	0.00%	3
	wanadoo.fr	1	0.00%	1
	40-30.fr	1	0.00%	1
■ 23.	Easten Network Co.	291	0.35%	355
	Unresolved IP Address	291	0.35%	355
■ 24.	Ask Jeeves Inc.	281	0.34%	2,044
	ask.com	263	0.32%	2,022
	Unresolved IP Address	12	0.01%	16
	ask.info	6	0.01%	6
■ 25.	Videsh Sanchar Nigam Ltd - India.	279	0.34%	993
	vsnl.net.in	208	0.25%	679
	Unresolved IP Address	24	0.03%	128

	Organization Domain Name	Visits	% Visits	Hits
	iitm.ac.in	16	0.02%	68
	eth.net	13	0.02%	74
	barc.ernet.in	3	0.00%	3
	cdac.in	2	0.00%	2
	vssc.gov.in	2	0.00%	7
	ccmb.res.in	2	0.00%	10
	ncbs.res.in	1	0.00%	9
	in-addr.arpa	1	0.00%	1
	boseinst.ac.in	1	0.00%	1
	jncastr.ac.in	1	0.00%	1
	iacs.res.in	1	0.00%	1
	ibab.ac.in	1	0.00%	1
	iip.res.in	1	0.00%	2
	hpcl.co.in	1	0.00%	1
	ac.in	1	0.00%	5
■ 26.	Comcast Cable Communications Holdings, Inc.	271	0.33%	706
	comcast.net	257	0.31%	678
	Unresolved IP Address	14	0.02%	28
■ 27.	Google Inc	265	0.32%	9,155
	googlebot.com	260	0.32%	9,150
	google.com	5	0.01%	5
■ 28.	DELEGATED BLOCK	265	0.32%	413
	exabot.com	264	0.32%	403
	ippt.gov.pl	1	0.00%	10
■ 29.	Verizon Internet Services	262	0.32%	749
	verizon.net	239	0.29%	679
	Unresolved IP Address	19	0.02%	49
	publicedcenter.org	1	0.00%	1
	whdh.com	1	0.00%	14
	hsc-alpha.com	1	0.00%	5
	groundwateranalytical.com	1	0.00%	1
■ 30.	Comcast Cable Communications	254	0.31%	1,069
	comcast.net	246	0.30%	1,050
	Unresolved IP Address	8	0.01%	19
■ 31.	Cox Communications Inc.	248	0.30%	652
	cox.net	247	0.30%	651
	csidecov.org	1	0.00%	1
■ 32.	COX COMMUNICATIONS	246	0.30%	795
	cox.net	242	0.29%	741

	Organization Domain Name	Visits	% Visits	Hits
	sbcx.net	2	0.00%	9
	Unresolved IP Address	1	0.00%	44
	sbbg.org	1	0.00%	1
■ 33.	Comcast Cable Communications, IP Services	241	0.29%	748
	comcast.net	229	0.28%	713
	Unresolved IP Address	12	0.01%	35
■ 34.	CSC Holdings, Inc.	239	0.29%	543
	optonline.net	237	0.29%	539
	Unresolved IP Address	1	0.00%	3
	cablevision.com	1	0.00%	1
■ 35.	Comcast Cable Communications, Inc	239	0.29%	714
	comcast.net	227	0.28%	698
	Unresolved IP Address	12	0.01%	16
■ 36.	Qwest Communications International Inc.	223	0.27%	681
	qwest.net	155	0.19%	496
	Unresolved IP Address	55	0.07%	161
	appliedbiosystems.com	3	0.00%	3
	lcrep.org	2	0.00%	6
	qwestfield.com	1	0.00%	1
	cacppr.org	1	0.00%	1
	ldmi.com	1	0.00%	4
	Istarnet.com	1	0.00%	1
	nrginc.com	1	0.00%	1
	sumnervet.com	1	0.00%	1
	tetonwireless.com	1	0.00%	1
	vescentphotonics.com	1	0.00%	5
■ 37.	Google Inc.	213	0.26%	346
	Unresolved IP Address	176	0.21%	275
	google.com	37	0.04%	71
■ 38.	National Internet Backbone	195	0.24%	488
	Unresolved IP Address	178	0.22%	463
	rgcb.res.in	3	0.00%	4
	cat.ernet.in	3	0.00%	7
	nio.org	3	0.00%	3
	ac.in	2	0.00%	2
	isical.ac.in	2	0.00%	3
	cdfd.org.in	1	0.00%	1
	belgad.com	1	0.00%	1
	bhelprsnr.co.in	1	0.00%	2
	nitk.ac.in	1	0.00%	2

	Organization Domain Name	Visits	% Visits	Hits
■ 39.	Bezeq International	193	0.23%	193
	bezeqint.net	188	0.23%	188
	Unresolved IP Address	4	0.00%	4
	oferb.com	1	0.00%	1
■ 40.	Verizon Internet Services Inc.	187	0.23%	600
	verizon.net	186	0.23%	598
	adamscampbell.com	1	0.00%	2
■ 41.	Pacific Bell Internet Services	184	0.22%	518
	Unresolved IP Address	46	0.06%	142
	pacbell.net	35	0.04%	162
	optonline.net	14	0.02%	23
	hws.edu	6	0.01%	7
	mindspring.com	6	0.01%	8
	usfamily.net	5	0.01%	19
	washington.edu	5	0.01%	7
	nctv.com	4	0.00%	7
	choiceone.net	4	0.00%	6
	tds.net	4	0.00%	6
	gothamweb.net	4	0.00%	4
	wodagroup.com	3	0.00%	6
	sbcglobal.net	3	0.00%	11
	yahoo.com	3	0.00%	25
	rr.com	2	0.00%	4
	surewest.net	2	0.00%	4
	humboldt1.com	2	0.00%	19
	defenderhosting.com	2	0.00%	2
	dslindiana.net	2	0.00%	2
resellerhosting.ws	2	0.00%	4	
■ 42.	Level 3 Communications, Inc.	177	0.21%	362
	Level3.net	111	0.13%	219
	Unresolved IP Address	30	0.04%	68
	razorservers.com	12	0.01%	34
	ev1servers.net	8	0.01%	11
	yahoo.com	3	0.00%	5
	broward.edu	2	0.00%	2
	warpdriveonline.com	2	0.00%	5
	calacademy.org	2	0.00%	7
	atmc.net	1	0.00%	1
	four.years	1	0.00%	2
	hcsc.net	1	0.00%	1

	Organization Domain Name	Visits	% Visits	Hits
	verizon.net	1	0.00%	1
	convexgroup.com	1	0.00%	3
	gte.net	1	0.00%	1
	halliburton.com	1	0.00%	2
■ 43.	HopOne Internet Corporation	166	0.20%	230
	Unresolved IP Address	106	0.13%	142
	svabuse.info	32	0.04%	50
	superb.net	28	0.03%	38
■ 44.	Southwestern Bell Internet Services, Inc.	165	0.20%	410
	swbell.net	35	0.04%	52
	seureserver.net	33	0.04%	38
	Unresolved IP Address	32	0.04%	52
	fuse.net	5	0.01%	9
	mindspring.com	5	0.01%	7
	midco.net	4	0.00%	7
	sbcglobal.net	3	0.00%	4
	archive.org	3	0.00%	157
	barrettxplore.com	3	0.00%	4
	k12.oh.us	3	0.00%	7
	twcbs.com	3	0.00%	3
	juch-tech.com	3	0.00%	16
	rr.com	2	0.00%	2
	texlink.com	2	0.00%	3
	sfgov.org	2	0.00%	2
	softlayer.com	2	0.00%	3
	northwind-inc.com	2	0.00%	2
	dreamhost.com	1	0.00%	1
	fullspectrumia.com	1	0.00%	2
	nt.net	1	0.00%	5
■ 45.	RIPE NCC	164	0.20%	459
	Unresolved IP Address	56	0.07%	142
	as9105.com	41	0.05%	72
	rima-tde.net	15	0.02%	41
	ttnet.net.tr	14	0.02%	30
	bezeqint.net	5	0.01%	5
	business.telecomitalia.it	4	0.00%	29
	bb.online.no	4	0.00%	4
	proxad.net	3	0.00%	3
	clients.your-server.de	3	0.00%	3
	arcor-ip.net	2	0.00%	3

	Organization Domain Name	Visits	% Visits	Hits
	highway.telekom.at	2	0.00%	3
	dedibox.fr	2	0.00%	3
	elisa-laajakaista.fi	2	0.00%	87
	live-servers.net	1	0.00%	1
	bsk.vectranet.pl	1	0.00%	3
	broadband5.iol.cz	1	0.00%	1
	ntw.fcanet.cz	1	0.00%	1
	251.chello.no	1	0.00%	1
	tktelekom.pl	1	0.00%	1
	caucasus.net	1	0.00%	1
■ 46.	ThePlanet.com Internet Services, Inc.	163	0.20%	237
	theplanet.com	159	0.19%	232
	hostxtremplus.com	2	0.00%	2
	sensationalcaliber.com	1	0.00%	1
	clickhosting.co.uk	1	0.00%	2
■ 47.	Become Inc.	142	0.17%	1,427
	become.com	142	0.17%	1,427
■ 48.	Reliance Infocom Ltd.	135	0.16%	592
	Unresolved IP Address	124	0.15%	573
	bhu.ac.in	7	0.01%	14
	nccs.res.in	1	0.00%	1
	da-iict.org	1	0.00%	1
	webdunia.com	1	0.00%	1
	vit.ac.in	1	0.00%	2
■ 49.	Shaw Cablesystems G.P.	128	0.16%	483
	shawcable.net	119	0.14%	459
	Unresolved IP Address	7	0.01%	17
	mb.ca	1	0.00%	1
	stratfordhall.bc.ca	1	0.00%	6
■ 50.	Covad Communications Company	120	0.15%	363
	covad.net	105	0.13%	339
	sbtechnologyinstitute.org	5	0.01%	10
	playnet-kc.com	3	0.00%	4
	Unresolved IP Address	2	0.00%	4
	cnfa.org	1	0.00%	2
	komennyc.org	1	0.00%	1
	surfandsip.net	1	0.00%	1
	tfas.org	1	0.00%	1
	tjlgroupp.com	1	0.00%	1
■ 51.	Earthlink, Inc.	117	0.14%	344

	Organization Domain Name	Visits	% Visits	Hits
	mindspring.com	93	0.11%	307
	earthlink.net	24	0.03%	37
52.	Frontier Information Technologies INC	117	0.14%	701
	Unresolved IP Address	100	0.12%	675
	frontiernet.net	10	0.01%	19
	erepublic.com	2	0.00%	2
	k12.mn.us	1	0.00%	1
	amtec.com	1	0.00%	1
	idahohotzone.net	1	0.00%	1
	mithun.com	1	0.00%	1
	alcatel.fr	1	0.00%	1
53.	Road Runner-Commercial	116	0.14%	252
	rr.com	96	0.12%	226
	intera.com	6	0.01%	6
	k12.nc.us	2	0.00%	2
	une.edu	2	0.00%	2
	devinetarbell.com	1	0.00%	1
	klemmtanklines.com	1	0.00%	2
	kmdavies.com	1	0.00%	2
	techsolve.org	1	0.00%	1
	gregtoularios.com	1	0.00%	1
	themailworks.com	1	0.00%	3
	mechfin.com	1	0.00%	2
	cfcc.edu	1	0.00%	2
	sescogroup.com	1	0.00%	1
	Unresolved IP Address	1	0.00%	1
54.	IP pools	111	0.13%	416
	btcentralplus.com	110	0.13%	415
	Unresolved IP Address	1	0.00%	1
55.	AfriNIC - www.afrinic.net	108	0.13%	380
	tedata.net	49	0.06%	292
	Unresolved IP Address	19	0.02%	33
	netcomng.com	10	0.01%	14
	saix.net	8	0.01%	8
	isnet.net	7	0.01%	8
	iam.net.ma	4	0.00%	5
	catie.ac.cr	3	0.00%	5
	accesskenya.com	2	0.00%	2
	telecomplus.net	1	0.00%	1
	racsa.co.cr	1	0.00%	1

	Organization Domain Name	Visits	% Visits	Hits
	go.cr	1	0.00%	8
	mtn.co.za	1	0.00%	1
	vodacom.co.za	1	0.00%	1
	syrex.co.za	1	0.00%	1
56.	Colorado State University	106	0.13%	307
	colostate.edu	98	0.12%	279
	Unresolved IP Address	7	0.01%	27
	wcb4-09	1	0.00%	1
57.	Satyam Infoway Limited	103	0.12%	328
	sify.net	103	0.12%	328
58.	Texas A&M University	103	0.12%	332
	tamu.edu	92	0.11%	317
	Unresolved IP Address	10	0.01%	13
	tamus.edu	1	0.00%	2
59.	Michigan State University	101	0.12%	284
	msu.edu	70	0.08%	235
	Unresolved IP Address	31	0.04%	49
60.	Data Return	101	0.12%	141
	datareturn.com	101	0.12%	141
61.	Community of Science	100	0.12%	190
	Unresolved IP Address	96	0.12%	179
	cos.com	4	0.00%	11
62.	North Carolina State University	98	0.12%	314
	ncsu.edu	96	0.12%	312
	leblanclaptop	1	0.00%	1
	rti.org	1	0.00%	1
63.	Comcast Cable Communications Holdings, Inc	97	0.12%	242
	comcast.net	93	0.11%	229
	Unresolved IP Address	4	0.00%	13
64.	University of Illinois at Urbana Champaign	96	0.12%	221
	uiuc.edu	94	0.11%	219
	Unresolved IP Address	2	0.00%	2
65.	RCN	96	0.12%	306
	rcn.com	95	0.12%	302
	rpa.org	1	0.00%	4
66.	PROVIDER	95	0.12%	199
	Unresolved IP Address	52	0.06%	80
	auna.net	9	0.01%	74
	aloola.sy	6	0.01%	6

	Organization Domain Name	Visits	% Visits	Hits
	win.be	5	0.01%	5
	squ.edu.om	4	0.00%	4
	cafe.tg	3	0.00%	4
	aub.edu.lb	2	0.00%	12
	isp.belgacom.be	2	0.00%	2
	caravan.ru	1	0.00%	1
	africaonline.co.sz	1	0.00%	1
	teresto.net	1	0.00%	1
	adsl.tee.gr	1	0.00%	1
	delo.si	1	0.00%	1
	134.cyberia.jo	1	0.00%	1
	ip.zebra.lt	1	0.00%	1
	dsl.nextra.sk	1	0.00%	1
	zelcom.ru	1	0.00%	1
	vuzv.cz	1	0.00%	1
	usuarios.retecal.es	1	0.00%	1
	bredband.comhem.se	1	0.00%	1
■ 67.	Ohio State University	94	0.11%	170
	ohio-state.edu	65	0.08%	124
	Unresolved IP Address	27	0.03%	41
	osumc.edu	2	0.00%	5
■ 68.	Sprint - Advanced Network Services	92	0.11%	314
	embarqhsd.net	89	0.11%	296
	Unresolved IP Address	3	0.00%	18
■ 69.	University of California, Davis	91	0.11%	294
	ucdavis.edu	54	0.07%	193
	Unresolved IP Address	37	0.04%	101
■ 70.	University of California, Riverside	88	0.11%	513
	ucr.edu	53	0.06%	435
	Unresolved IP Address	25	0.03%	58
	enr.local	10	0.01%	20
■ 71.	Yahoo	86	0.10%	1,537
	yahoo.com	66	0.08%	1,497
	Unresolved IP Address	14	0.02%	33
	inktomisearch.com	6	0.01%	7
■ 72.	Marine Biological Laboratory	86	0.10%	113
	MBL.EDU	86	0.10%	113
■ 73.	University of Wisconsin	85	0.10%	359
	wisc.edu	43	0.05%	222
	Unresolved IP Address	38	0.05%	133

	Organization Domain Name	Visits	% Visits	Hits
	wiscnet.net	4	0.00%	4
74.	Uninet	83	0.10%	323
	Unresolved IP Address	70	0.08%	253
	mahidol.ac.th	8	0.01%	55
	buu.ac.th	4	0.00%	14
	kmutt.ac.th	1	0.00%	1
75.	University of California at Berkeley	80	0.10%	195
	berkeley.edu	80	0.10%	195
76.	Adelphia	78	0.09%	194
	adelphia.net	77	0.09%	193
	Unresolved IP Address	1	0.00%	1
77.	Hughes Network Systems	78	0.09%	255
	direcpc.com	78	0.09%	255
78.	Telekom Malaysia Berhad	77	0.09%	222
	net.my	55	0.07%	162
	Unresolved IP Address	19	0.02%	57
	tm.net.my	3	0.00%	3
79.	University of Michigan -- ITD	77	0.09%	241
	umich.edu	66	0.08%	184
	Unresolved IP Address	11	0.01%	57
80.	Internet Allegiance, Inc.	75	0.09%	165
	algx.net	66	0.08%	151
	lewis-burke.com	1	0.00%	2
	parkwifi.com	1	0.00%	2
	ecologic-eng.com	1	0.00%	1
	eclipsethinfilms.com	1	0.00%	2
	gavettdatt.com	1	0.00%	2
	seattlechamber.com	1	0.00%	1
	eenews.net	1	0.00%	2
	oeonline.org	1	0.00%	1
	Unresolved IP Address	1	0.00%	1
81.	Cornell University	75	0.09%	207
	cornell.edu	63	0.08%	179
	nsdl.org	7	0.01%	7
	Unresolved IP Address	5	0.01%	21
82.	Duke University	74	0.09%	193
	duke.edu	74	0.09%	193
83.	Rutgers University	70	0.08%	342
	rutgers.edu	69	0.08%	305
	Unresolved IP Address	1	0.00%	37

	Organization Domain Name	Visits	% Visits	Hits
■ 84.	XO Communications, Inc	70	0.08%	242
	xo.net	42	0.05%	141
	aerodyne.com	6	0.01%	34
	pa.net	4	0.00%	8
	mypcguy.com	2	0.00%	3
	acnenergy.com	2	0.00%	30
	cia.com	2	0.00%	9
	toxicology.org	2	0.00%	3
	communitywisp.com	1	0.00%	2
	jdgcommunications.com	1	0.00%	1
	tru.ca	1	0.00%	1
	gomoorhead.com	1	0.00%	1
	rettew.com	1	0.00%	1
	irobot.com	1	0.00%	1
	concentric.net	1	0.00%	2
	freightdesk.net	1	0.00%	3
	prismpublicaffairs.com	1	0.00%	1
	fedsources.com	1	0.00%	1
■ 85.	Here for in-addr.arpa authentication	70	0.08%	100
	Unresolved IP Address	17	0.02%	24
	starcomms.com	15	0.02%	19
	iwayafrica.com	11	0.01%	21
	wbs.co.za	5	0.01%	5
	suanet.ac.tz	3	0.00%	6
	zol.co.zw	2	0.00%	2
	internetghana.com	2	0.00%	2
	yalla.com	2	0.00%	5
	africaonline.co.zw	2	0.00%	3
	kemri-nuitm.or.ke	2	0.00%	2
	malawi.net	1	0.00%	3
	prtc.net	1	0.00%	1
	wwftz.org	1	0.00%	1
	directonpc.com	1	0.00%	1
	tsst.net.tt	1	0.00%	1
	elifegh.net	1	0.00%	1
	swiftkenya.com	1	0.00%	1
	ttcldata.net	1	0.00%	1
	mweb.co.za	1	0.00%	1
■ 86.	Texas Parks & Wildlife Department	69	0.08%	70
	state.tx.us	69	0.08%	70

	Organization Domain Name	Visits	% Visits	Hits
■ 87.	NTT Resonant Incorporated	68	0.08%	420
	goo.ne.jp	68	0.08%	420
■ 88.	ALLOCATED BLOCK	68	0.08%	111
	Unresolved IP Address	67	0.08%	110
	bwl.de	1	0.00%	1
■ 89.	Pennsylvania State University	68	0.08%	366
	psu.edu	52	0.06%	216
	Unresolved IP Address	16	0.02%	150
■ 90.	University of Washington	67	0.08%	137
	washington.edu	59	0.07%	115
	Unresolved IP Address	8	0.01%	22
■ 91.	University of Florida	66	0.08%	207
	ufl.edu	60	0.07%	197
	Unresolved IP Address	5	0.01%	9
	rgp-worker	1	0.00%	1
■ 92.	National Aeronautics and Space Administration	66	0.08%	390
	nasa.gov	50	0.06%	327
	Unresolved IP Address	15	0.02%	62
	bigelow.org	1	0.00%	1
■ 93.	University of Minnesota	66	0.08%	188
	umn.edu	63	0.08%	185
	Unresolved IP Address	3	0.00%	3
■ 94.	WebVision/ATMLINK Inc.	64	0.08%	64
	Unresolved IP Address	63	0.08%	63
	apexoo.com	1	0.00%	1
■ 95.	Purdue University	64	0.08%	181
	purdue.edu	64	0.08%	181
■ 96.	National Center for Atmospheric Research	64	0.08%	101
	ucar.edu	54	0.07%	79
	Unresolved IP Address	10	0.01%	22
■ 97.	University of New Hampshire	64	0.08%	403
	unh.edu	64	0.08%	403
■ 98.	University of North Carolina	64	0.08%	158
	unc.edu	61	0.07%	153
	Unresolved IP Address	3	0.00%	5
■ 99.	Time Warner Telecom	64	0.08%	266
	twtelecom.net	40	0.05%	99
	securecomputing.com	5	0.01%	8
	Unresolved IP Address	4	0.00%	5

	Organization Domain Name	Visits	% Visits	Hits
	btas.com	3	0.00%	4
	bowebellhowell.com	1	0.00%	1
	enproindustries.com	1	0.00%	4
	gees.com	1	0.00%	1
	stchome.com	1	0.00%	118
	ecdglaw.com	1	0.00%	2
	spcollege.edu	1	0.00%	1
	flhealth.org	1	0.00%	9
	privacans.com	1	0.00%	2
	igc.com	1	0.00%	2
	k12.id.us	1	0.00%	1
	questline.com	1	0.00%	2
	kern.ca.us	1	0.00%	7
■ 100.	TELEFONICA DE ESPANA	63	0.08%	145
	rima-tde.net	63	0.08%	145
■ 101.	Harvard University	63	0.08%	193
	harvard.edu	55	0.07%	173
	Unresolved IP Address	8	0.01%	20
■ 102.	Research Triangle Institute	63	0.08%	123
	rti.org	63	0.08%	123
■ 103.	Ethiopian Telecommunication corporation	63	0.08%	159
	Unresolved IP Address	63	0.08%	159
■ 104.	CNCGroup FuJian province network	62	0.08%	63
	Unresolved IP Address	62	0.08%	63
■ 105.	AT&T Corp.	62	0.08%	148
	mchsi.com	27	0.03%	56
	Unresolved IP Address	26	0.03%	79
	mascohq.com	2	0.00%	2
	pirmie.com	2	0.00%	3
	wagnerspraytech.com	2	0.00%	3
	rmef.org	1	0.00%	1
	ruderfinn.com	1	0.00%	3
	beeline-online.net	1	0.00%	1
■ 106.	Battelle Pacific Northwest Laboratory	61	0.07%	218
	pnl.gov	61	0.07%	218
■ 107.	MTNL CAT B ISP	61	0.07%	215
	mtnl.net.in	34	0.04%	138
	bol.net.in	25	0.03%	75
	Unresolved IP Address	2	0.00%	2
■ 108.	Education and Research Network	61	0.07%	224

	Organization Domain Name	Visits	% Visits	Hits
	Unresolved IP Address	49	0.06%	207
	jdvu.ac.in	6	0.01%	7
	ju.ernet.in	3	0.00%	7
	unigoa.ac.in	2	0.00%	2
	iitg.ernet.in	1	0.00%	1
■ 109.	Websense	60	0.07%	60
	twtelecom.net	56	0.07%	56
	Unresolved IP Address	4	0.00%	4
■ 110.	America OnLine	60	0.07%	127
	aol.com	60	0.07%	127
■ 111.	Georgia Institute of Technology	60	0.07%	148
	gatech.edu	54	0.07%	138
	Unresolved IP Address	5	0.01%	7
	dave	1	0.00%	3
■ 112.	National Wetlands Research Center,	59	0.07%	163
	usgs.gov	57	0.07%	160
	Unresolved IP Address	2	0.00%	3
■ 113.	Kimball Midwest	59	0.07%	774
	twtelecom.net	59	0.07%	774
■ 114.	African Network Information Center	58	0.07%	86
	Unresolved IP Address	39	0.05%	53
	4u.com.gh	7	0.01%	9
	telkomadsl.co.za	5	0.01%	6
	accesskenya.com	2	0.00%	3
	up.ac.za	2	0.00%	12
	deat.gov.za	1	0.00%	1
	telkom-ipnet.co.za	1	0.00%	1
	uunet.co.ke	1	0.00%	1
■ 115.	USDA Office of Operations	58	0.07%	161
	Unresolved IP Address	37	0.04%	105
	fs.fed.us	16	0.02%	42
	usda.gov	5	0.01%	14
■ 116.	Deutsche Telekom Online Service GmbH	57	0.07%	166
	t-dialin.net	39	0.05%	110
	dip0.t-ipconnect.de	18	0.02%	56
■ 117.	Inktomi Corporation	55	0.07%	2,244
	yahoo.com	55	0.07%	2,244
■ 118.	Battelle Memorial Institute	55	0.07%	290
	Unresolved IP Address	30	0.04%	84
	battelle.com	25	0.03%	206

	Organization Domain Name	Visits	% Visits	Hits
■ 119.	Oregon State University	55	0.07%	220
	oregonstate.edu	47	0.06%	194
	orst.edu	5	0.01%	21
	Unresolved IP Address	3	0.00%	5
■ 120.	Japan Network Information Center	55	0.07%	294
	Unresolved IP Address	22	0.03%	222
	waseda.ac.jp	5	0.01%	10
	hokudai.ac.jp	4	0.00%	8
	u-ryukyu.ac.jp	3	0.00%	5
	kanazawa-u.ac.jp	2	0.00%	2
	secomtrust.net	2	0.00%	2
	chuo-u.ac.jp	1	0.00%	25
	cyberhome.ne.jp	1	0.00%	1
	in-addr.arpa	1	0.00%	1
	nihon-u.ac.jp	1	0.00%	1
	ritsumei.ac.jp	1	0.00%	1
	ehime-u.ac.jp	1	0.00%	2
	osaka-u.ac.jp	1	0.00%	1
	fukuoka-u.ac.jp	1	0.00%	1
	nifty.com	1	0.00%	1
	ibm.com	1	0.00%	1
	pu-hiroshima.ac.jp	1	0.00%	1
	pwd.ne.jp	1	0.00%	1
	epson.co.jp	1	0.00%	2
kogakuin.ac.jp	1	0.00%	2	
■ 121.	KOREA TELECOM	55	0.07%	149
	Unresolved IP Address	51	0.06%	109
	yonsei.ac.kr	4	0.00%	40
■ 122.	ADSL-CUSTOMER-CONNECTION	53	0.06%	53
	bezeqint.net	53	0.06%	53
■ 123.	University of California, Santa Barbara	53	0.06%	121
	ucsb.edu	40	0.05%	71
	Unresolved IP Address	13	0.02%	50
■ 124.	University of Virginia	53	0.06%	430
	virginia.edu	42	0.05%	414
	Unresolved IP Address	11	0.01%	16
■ 125.	Stanford University Network	52	0.06%	141
	stanford.edu	50	0.06%	137
	Unresolved IP Address	2	0.00%	4
■ 126.	Comite Gestor da Internet no Brasil	52	0.06%	137

	Organization Domain Name	Visits	% Visits	Hits
	Unresolved IP Address	14	0.02%	18
	virtua.com.br	13	0.02%	39
	telesp.net.br	7	0.01%	53
	veloxzone.com.br	7	0.01%	10
	brasiltelecom.net.br	5	0.01%	6
	megazon.com.br	3	0.00%	3
	uol.com.br	1	0.00%	1
	gvt.net.br	1	0.00%	6
	uenf.br	1	0.00%	1
■ 127.	INTERLAND	51	0.06%	68
	outboundrequest.com	49	0.06%	66
	Unresolved IP Address	1	0.00%	1
	seaglex.com	1	0.00%	1
■ 128.	PT. Telekomunikasi Indonesia	51	0.06%	165
	telkom.net.id	29	0.04%	73
	Unresolved IP Address	22	0.03%	92
■ 129.	Sympatico HSE	50	0.06%	248
	dsl.bell.ca	45	0.05%	238
	sdsl.bell.ca	5	0.01%	10
■ 130.	University of Maryland	49	0.06%	135
	umd.edu	39	0.05%	115
	Unresolved IP Address	10	0.01%	20
■ 131.	Massachusetts Institute of Technology	48	0.06%	91
	MIT.EDU	36	0.04%	70
	Unresolved IP Address	7	0.01%	11
	w3.org	5	0.01%	10
■ 132.	microsoft corporation	47	0.06%	84
	microsoft.com	47	0.06%	84
■ 133.	University Of Kentucky	46	0.06%	222
	Unresolved IP Address	43	0.05%	216
	uky.edu	3	0.00%	6
■ 134.	D. A. Cox Enterprises, Incorporated	46	0.06%	106
	cox.net	32	0.04%	79
	gmavt.net	5	0.01%	6
	Unresolved IP Address	3	0.00%	3
	dslextreme.com	3	0.00%	5
	tgen.org	1	0.00%	1
	ptr.terago.ca	1	0.00%	6
	narrabay.com	1	0.00%	6
■ 135.	University of Georgia	46	0.06%	152

	Organization Domain Name	Visits	% Visits	Hits
	uga.edu	25	0.03%	98
	Unresolved IP Address	21	0.03%	54
136.	North Carolina Research and Education Network	46	0.06%	136
	unc.edu	28	0.03%	113
	Unresolved IP Address	13	0.02%	18
	ncren.net	4	0.00%	4
	durhamtech.edu	1	0.00%	1
137.	Auburn University	46	0.06%	118
	auburn.edu	36	0.04%	97
	Unresolved IP Address	10	0.01%	21
138.	Columbia University	45	0.05%	96
	columbia.edu	44	0.05%	95
	Unresolved IP Address	1	0.00%	1
139.	Meridian Telekoms Inc.	45	0.05%	147
	Unresolved IP Address	45	0.05%	147
140.	Utah State University	45	0.05%	122
	usu.edu	45	0.05%	122
141.	Digital Gateway Systems, Inc.	45	0.05%	48
	Unresolved IP Address	39	0.05%	42
	bostondatacenters.com	6	0.01%	6
142.	University of Tennessee	45	0.05%	222
	utk.edu	24	0.03%	90
	Unresolved IP Address	21	0.03%	132
143.	University of California at San Diego	45	0.05%	70
	ucsd.edu	40	0.05%	60
	Unresolved IP Address	4	0.00%	9
	sdsc.edu	1	0.00%	1
144.	University of South Florida	44	0.05%	110
	usf.edu	27	0.03%	81
	Unresolved IP Address	17	0.02%	29
145.	Layered Technologies, Inc.	44	0.05%	131
	layeredtech.com	25	0.03%	75
	onfirehosting.net	13	0.02%	38
	maxamine.net	3	0.00%	4
	solutionwork.com.br	1	0.00%	2
	clbhosting.com	1	0.00%	1
	fully-hosted.net	1	0.00%	11
146.	Telkom SA Ltd	44	0.05%	47
	saix.net	44	0.05%	47

	Organization Domain Name	Visits	% Visits	Hits
■ 147.	University of Arizona	44	0.05%	128
	arizona.edu	29	0.04%	94
	Unresolved IP Address	15	0.02%	34
■ 148.	Telstra Internet	44	0.05%	137
	bigpond.net.au	28	0.03%	82
	Unresolved IP Address	9	0.01%	18
	telstra.net	2	0.00%	2
	koppers.com.au	1	0.00%	1
	schools.net.au	1	0.00%	31
	woodside.com.au	1	0.00%	1
	bigpond.com	1	0.00%	1
■ 149.	imported inetnum object for STPL-3	43	0.05%	64
	singnet.com.sg	31	0.04%	48
	Unresolved IP Address	12	0.01%	16
■ 150.	Link Egypt	43	0.05%	122
	link.com.eg	29	0.04%	98
	link.net	9	0.01%	15
	Unresolved IP Address	5	0.01%	9
■ 151.	MIMOS BHD	42	0.05%	101
	Unresolved IP Address	27	0.03%	85
	sirim.my	14	0.02%	15
	fwal1.jaring.my	1	0.00%	1
■ 152.	Deutsche Telekom AG	42	0.05%	104
	t-dialin.net	21	0.03%	53
	dip0.t-ipconnect.de	17	0.02%	45
	Unresolved IP Address	4	0.00%	6
■ 153.	Virginia Tech CNS	41	0.05%	89
	vt.edu	41	0.05%	89
■ 154.	Software Technology Park	41	0.05%	112
	Unresolved IP Address	31	0.04%	71
	itrc.res.in	4	0.00%	14
	cdri.res.in	2	0.00%	4
	nitt.edu	2	0.00%	5
	soft.net	1	0.00%	1
	bvb.edu	1	0.00%	17
■ 155.	National Telecom Corporation	41	0.05%	118
	net.pk	33	0.04%	110
	Unresolved IP Address	6	0.01%	6
	uettaxila.edu.pk	2	0.00%	2

	Organization Domain Name	Visits	% Visits	Hits
156.	University of Cincinnati	40	0.05%	124
	uc.edu	40	0.05%	124
157.	Carnegie-Mellon University	40	0.05%	107
	cmu.edu	37	0.04%	104
	Unresolved IP Address	3	0.00%	3
158.	CoreExpress	40	0.05%	42
	branzone.com	40	0.05%	42
159.	Appalachian State University	40	0.05%	112
	appstate.edu	40	0.05%	112
160.	Teale Data Center	40	0.05%	160
	Unresolved IP Address	35	0.04%	133
	ca.gov	5	0.01%	27
161.	Hollywood Interactive, Inc.	39	0.05%	53
	Unresolved IP Address	39	0.05%	53
162.	Ameritech Electronic Commerce	38	0.05%	119
	ameritech.net	36	0.04%	116
	ffni.com	1	0.00%	1
	grahamhospital.org	1	0.00%	2
163.	Ameritech	38	0.05%	66
	ameritech.net	27	0.03%	45
	sbcglobal.net	6	0.01%	12
	Unresolved IP Address	2	0.00%	3
	nanophase.com	2	0.00%	5
164.	Telewest HSD Platform	38	0.05%	90
	blueyonder.co.uk	38	0.05%	90
165.	University of California, Los Angeles	38	0.05%	86
	ucla.edu	22	0.03%	53
	Unresolved IP Address	15	0.02%	32
166.	University of South Carolina	38	0.05%	111
	Unresolved IP Address	28	0.03%	59
167.	Univerzitet u Beogradu	38	0.05%	62
	bg.ac.yu	32	0.04%	55
	Unresolved IP Address	5	0.01%	5
168.	Oklahoma State University	37	0.04%	123
	okstate.edu	37	0.04%	123
169.	Internet service provider	37	0.04%	64

	Organization Domain Name	Visits	% Visits	Hits
	asianet.co.th	18	0.02%	19
	Unresolved IP Address	12	0.01%	36
	tri-isys.com	3	0.00%	3
	idx.com.au	1	0.00%	1
	mach-six.com	1	0.00%	2
	tea.bg	1	0.00%	1
	pacenet-india.com	1	0.00%	2
■ 170.	Clemson University	37	0.04%	201
	clemson.edu	31	0.04%	183
	Unresolved IP Address	6	0.01%	18
■ 171.	Mediacom Communications Corp	37	0.04%	101
	mchsi.com	37	0.04%	101
■ 172.	University of Pennsylvania	37	0.04%	109
	upenn.edu	36	0.04%	105
	Unresolved IP Address	1	0.00%	4
■ 173.	CABLE ONE	37	0.04%	102
	cableone.net	37	0.04%	102
■ 174.	University of Colorado	37	0.04%	106
	colorado.edu	36	0.04%	100
	Unresolved IP Address	1	0.00%	6
■ 175.	CNCGROUP Beijing province network	36	0.04%	65
	Unresolved IP Address	36	0.04%	65
■ 176.	National Institutes of Health	36	0.04%	131
	nih.gov	36	0.04%	131
■ 177.	Southern Illinois University	36	0.04%	87
	siu.edu	34	0.04%	85
	Unresolved IP Address	2	0.00%	2
■ 178.	Indiana University	36	0.04%	138
	indiana.edu	32	0.04%	127
	Unresolved IP Address	4	0.00%	11
■ 179.	BT Public Internet Service	36	0.04%	115
	btcentralplus.com	36	0.04%	115
■ 180.	Kansas State University	36	0.04%	159
	Unresolved IP Address	21	0.03%	60
	ksu.edu	14	0.02%	59
	k-state.net	1	0.00%	40
■ 181.	IN-Telecom Limited - IT-service corporation	36	0.04%	55
	Unresolved IP Address	36	0.04%	55
■ 182.	Internet Service Unit ISU	35	0.04%	50
	isu.net.sa	35	0.04%	50

	Organization Domain Name	Visits	% Visits	Hits
183.	U.S. Geological Survey	35	0.04%	54
	usgs.gov	35	0.04%	54
184.	Michigan Technological University	35	0.04%	114
	mtu.edu	31	0.04%	104
	Unresolved IP Address	4	0.00%	10
185.	Rackspace.com	35	0.04%	89
	lime.com	27	0.03%	81
	drugdelivery.ca	3	0.00%	3
	homegauge.com	2	0.00%	2
	watchfire.net	2	0.00%	2
	tracerlock.com	1	0.00%	1
186.	TDS Telecom, TDSNET	35	0.04%	104
	tds.net	34	0.04%	86
	picwisconsin.com	1	0.00%	18
187.	Tufts University	35	0.04%	106
	tufts.edu	32	0.04%	101
	Unresolved IP Address	3	0.00%	5
188.	EarthLink Network, Inc.	35	0.04%	144
	mindspring.com	31	0.04%	118
	Unresolved IP Address	3	0.00%	25
	earthlink.net	1	0.00%	1
189.	GCI	35	0.04%	70
	gci.net	30	0.04%	59
	k12.ak.us	2	0.00%	3
	asrc.com	1	0.00%	1
	bp.com	1	0.00%	3
	schoolaccess.net	1	0.00%	4
190.	Washington State University	35	0.04%	91
	wsu.edu	35	0.04%	91
191.	Business Telecom, Inc.	35	0.04%	58
	noaa.gov	33	0.04%	49
	collinsandlacy.com	1	0.00%	7
	btitelecom.net	1	0.00%	2
192.	Arizona State University	35	0.04%	110
	asu.edu	28	0.03%	97
	Unresolved IP Address	7	0.01%	13
193.	Yale University	35	0.04%	111
	yale.edu	35	0.04%	111
194.	Century Telephone Ent., Inc.	34	0.04%	116
	centurytel.net	31	0.04%	113

	Organization Domain Name	Visits	% Visits	Hits
	centurytel.com	1	0.00%	1
	k12.wi.us	1	0.00%	1
	Unresolved IP Address	1	0.00%	1
■ 195.	North Dakota University System	34	0.04%	119
	NoDak.edu	33	0.04%	114
	vcu.edu	1	0.00%	5
■ 196.	Johns Hopkins University	34	0.04%	80
	jhu.edu	14	0.02%	40
	Unresolved IP Address	11	0.01%	20
	jhsp.h.edu	9	0.01%	20
■ 197.	National Science Foundation	34	0.04%	122
	nsf.gov	34	0.04%	122
■ 198.	CHTD, Chunghwa Telecom Co., Ltd.	34	0.04%	70
	hinet.net	22	0.03%	30
	Unresolved IP Address	10	0.01%	37
	psi.com.tw	1	0.00%	2
	viseratech.com	1	0.00%	1
■ 199.	Everyones Internet, Inc.	34	0.04%	123
	ev1servers.net	13	0.02%	29
	Unresolved IP Address	12	0.01%	68
	fotopunto.com	3	0.00%	4
	linksmanager.com	2	0.00%	3
	itiservers.com	2	0.00%	2
	dabworx.com	1	0.00%	1
	uncensoredmedia.com	1	0.00%	16
■ 200.	University of Utah	34	0.04%	76
	utah.edu	34	0.04%	76
	Other	20,500	24.87%	82,034
	Total	82,437	100.00%	245,472

items 1-200 of 200

Organizations - Help Card



Column Definitions

Organization

The name of the organization, which could be a company, a government agency, a school, or any other type of organization. This name was determined by either of the following methods:

- The visitor's IP address matched an Intranet Domain configuration within the Admin Console.
- Looking up the visitor's IP address in the WebTrends GeoTrends Database.

Unknown

The organization could not be determined.

Domain Name

The text name (for example, webtrends.com) corresponding to the visitor's IP address. The domain name can be determined from any of the following methods:

- The domain was logged by the web server.
- The IP address matched an Intranet Domain configuration within the Admin Console.
- DNS resolution.

IP addresses that do not resolve to a domain by these methods are categorized as follows:

- Reserved IP Address - The IP address falls within a block of reserved addresses. For example, 192.168.x.x and 10.x.x.x addresses are reserved for private networks.
- Unresolved IP Address - Category for IP addresses that did not resolve to a domain (perhaps because DNS resolution was disabled).

The domain name shown is the second-level domain name, such as webtrends.com. For example, all visitors from sales.webtrends.com, us.sales.webtrends.com, and service.webtrends.com are combined in the statistics for webtrends.com. If the top-level domain name is a country code, then the third-level domain name is shown also (for example, anycompany.com.au).

Visits

Number of visits to your site from this organization. A visit is a series of actions that begins when a visitor views their first page from the server, and ends when the visitor leaves the site or remains idle beyond the idle-time limit. The default idle-time limit is thirty minutes. This time limit can be changed by the system administrator.

Hits

Number of hits to your site from this organization. Each file requested by a visitor registers as a hit. There can be several hits on each page. While the volume of hits reflects the amount of server traffic, it is not an accurate reflection of the number of pages viewed.



Report Descriptions

Use this information when you are interested in an organization as a whole, such as Webtrends Inc. You can identify the major domain names from each company, such as webtrends.com from WebTrends Inc.

Authenticated Usernames

This report identifies the true name and activity level of the visitors logging onto a server that requires a user name and password.

Authenticated Usernames Trend

No data is available for this graph.

Authenticated Usernames

No data is available for this graph.

Authenticated Usernames

No data is available for this table.

Authenticated Usernames - Help Card



Column Definitions

Authenticated Username

A visitor tracked by user name and password rather than by IP address. You may find more authenticated user names than total visitors because several persons may be using the same IP address. Since many ISPs dynamically assign IP addresses, and since multiple visitors may use a single IP address, authentication is a much more accurate way to identify visitors.

Visits

Number of times the specified visitor visited your site. A visit is a series of actions that begins when a visitor views their first page from the server, and ends when the visitor leaves the site or remains idle beyond the idle-time limit. The default idle-time limit is thirty minutes. This time limit can be changed by the system administrator.

Hits

Number of hits generated by the specified visitor. Each file requested by a visitor registers as a hit. There can be several hits on each page. While the volume of hits reflects the amount of server traffic, it is not an accurate reflection of the number of pages viewed.

%

Percentage of visits or hits to your site by the specified visitor out of those by all authenticated user names.



Report Descriptions

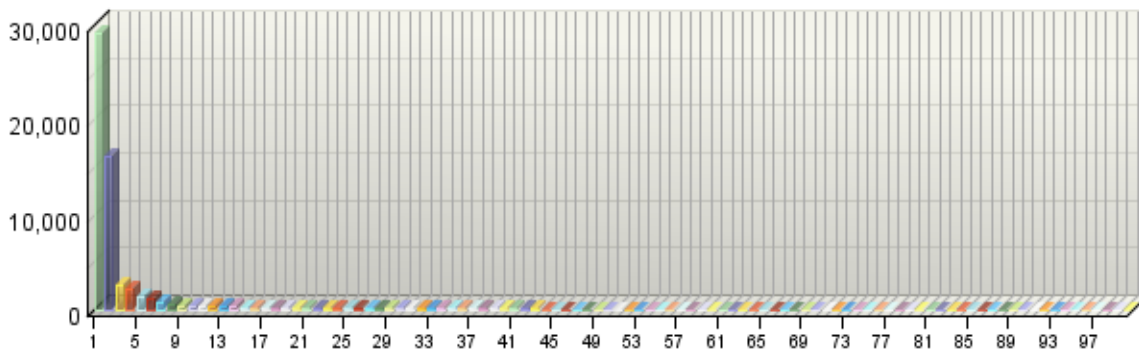
You may use this information for your marketing efforts, such as special promotions or newsletters.

Domain Names

This report lists the domain name that generates the most activity to your web site.

Domain Names

Visits



Domain Names

	Domain Name	Visits	% Visits	Hits
1.	inktomisearch.com	29,088	35.29%	32,218
2.	Unresolved IP Address	16,268	19.73%	72,787
3.	live.com	2,684	3.26%	8,808
4.	comcast.net	2,207	2.68%	6,778
5.	rr.com	1,481	1.80%	4,556
6.	verizon.net	1,155	1.40%	3,348
7.	aol.com	883	1.07%	1,425
8.	cox.net	660	0.80%	1,807
9.	phx.gbl	468	0.57%	1,486
10.	bellsouth.net	456	0.55%	1,134
11.	charter.com	437	0.53%	2,526
12.	sbcglobal.net	435	0.53%	1,492
13.	qwest.net	355	0.43%	1,041
14.	pacbell.net	335	0.41%	938
15.	fti.net	277	0.34%	379
16.	ask.com	275	0.33%	2,060
17.	bezeqint.net	266	0.32%	270
18.	exabot.com	264	0.32%	403
19.	googlebot.com	260	0.32%	9,150

	Domain Name	Visits	% Visits	Hits
20.	optonline.net	251	0.30%	562
21.	vsnl.net.in	242	0.29%	762
22.	theplanet.com	238	0.29%	488
23.	ameritech.net	226	0.27%	774
24.	swbell.net	208	0.25%	523
25.	mindspring.com	180	0.22%	559
26.	twtelecom.net	173	0.21%	1,046
27.	cosmixcorp.com	169	0.21%	301
28.	embarqhsd.net	149	0.18%	402
29.	btcentralplus.com	146	0.18%	530
30.	become.com	142	0.17%	1,427
31.	yahoo.com	133	0.16%	3,777
32.	Level3.net	131	0.16%	258
33.	rogers.com	129	0.16%	465
34.	shawcable.net	128	0.16%	472
35.	sify.net	123	0.15%	376
36.	covad.net	118	0.14%	360
37.	insightbb.com	113	0.14%	397
38.	dsl.bell.ca	112	0.14%	348
39.	usgs.gov	110	0.13%	251
40.	army.mil	104	0.13%	308
41.	rima-tde.net	104	0.13%	287
42.	adelphia.net	103	0.12%	330
43.	epa.gov	103	0.12%	638
44.	datareturn.com	101	0.12%	141
45.	colostate.edu	98	0.12%	279
46.	rcn.com	97	0.12%	304
47.	ncsu.edu	96	0.12%	312
48.	layeredtech.com	96	0.12%	159
49.	uiuc.edu	94	0.11%	219
50.	tamu.edu	92	0.11%	317
51.	unc.edu	91	0.11%	274
52.	nextgentel.com	89	0.11%	211
53.	MBL.EDU	88	0.11%	150
54.	state.tx.us	83	0.10%	87
55.	stanford.edu	81	0.10%	221
56.	berkeley.edu	80	0.10%	195
57.	direcpc.com	78	0.09%	255
58.	net.my	77	0.09%	240
59.	abo.wanadoo.fr	77	0.09%	2,275
60.	prod-infinity.com.mx	76	0.09%	203

	Domain Name	Visits	% Visits	Hits
61.	asianet.co.th	74	0.09%	195
62.	duke.edu	74	0.09%	193
63.	msu.edu	70	0.08%	235
64.	suddenlink.net	69	0.08%	156
65.	mchsi.com	69	0.08%	164
66.	noaa.gov	69	0.08%	181
67.	pldt.net	69	0.08%	118
68.	Rutgers.EDU	69	0.08%	305
69.	hinet.net	68	0.08%	235
70.	ohio-state.edu	68	0.08%	127
71.	t-dialin.net	68	0.08%	180
72.	goo.ne.jp	68	0.08%	420
73.	ucdavis.edu	67	0.08%	282
74.	umich.edu	66	0.08%	184
75.	algx.net	66	0.08%	151
76.	purdue.edu	64	0.08%	181
77.	washington.edu	64	0.08%	122
78.	unh.edu	64	0.08%	403
79.	rti.org	64	0.08%	124
80.	cornell.edu	63	0.08%	179
81.	umn.edu	63	0.08%	185
82.	telus.net	62	0.08%	200
83.	pnl.gov	61	0.07%	218
84.	ufl.edu	61	0.07%	198
85.	ttnet.net.tr	60	0.07%	227
86.	blueyonder.co.uk	60	0.07%	133
87.	bigpond.net.au	58	0.07%	347
88.	snet.net	57	0.07%	113
89.	nih.gov	56	0.07%	260
90.	af.mil	56	0.07%	173
91.	emirates.net.ae	55	0.07%	119
92.	as9105.com	55	0.07%	87
93.	speakeasy.net	55	0.07%	149
94.	harvard.edu	55	0.07%	173
95.	tedata.net	55	0.07%	299
96.	gatech.edu	54	0.07%	138
97.	ucar.edu	54	0.07%	79
98.	ucr.edu	53	0.06%	435
99.	comcastbusiness.net	53	0.06%	198
100.	navy.mil	53	0.06%	190
101.	telkom.net.id	53	0.06%	165

	Domain Name	Visits	% Visits	Hits
102.	psu.edu	52	0.06%	216
103.	saix.net	52	0.06%	55
104.	ntl.com	52	0.06%	104
105.	nasa.gov	50	0.06%	327
106.	xo.net	49	0.06%	161
107.	outboundrequest.com	49	0.06%	66
108.	oregonstate.edu	48	0.06%	202
109.	microsoft.com	47	0.06%	84
110.	usu.edu	45	0.05%	122
111.	isu.net.sa	45	0.05%	75
112.	columbia.edu	44	0.05%	95
113.	tds.net	44	0.05%	107
114.	google.com	44	0.05%	81
115.	alltel.net	44	0.05%	123
116.	ntli.net	43	0.05%	84
117.	wisc.edu	43	0.05%	222
118.	cgocable.net	43	0.05%	81
119.	centurytel.net	42	0.05%	127
120.	virginia.edu	42	0.05%	414
121.	cableone.net	41	0.05%	108
122.	vt.edu	41	0.05%	89
123.	branzone.com	40	0.05%	42
124.	61.airtelbroadband.in	40	0.05%	113
125.	appstate.edu	40	0.05%	112
126.	uc.edu	40	0.05%	124
127.	ucsd.edu	40	0.05%	60
128.	ucsb.edu	40	0.05%	71
129.	mtnl.net.in	39	0.05%	144
130.	umd.edu	39	0.05%	115
131.	mc.videotron.ca	38	0.05%	201
132.	125.airtelbroadband.in	38	0.05%	116
133.	122.airtelbroadband.in	38	0.05%	178
134.	CMU.EDU	37	0.04%	104
135.	secureserver.net	37	0.04%	51
136.	59.airtelbroadband.in	37	0.04%	93
137.	okstate.edu	37	0.04%	123
138.	bg.ac.yu	37	0.04%	61
139.	dip0.t-ipconnect.de	37	0.04%	103
140.	colorado.edu	36	0.04%	100
141.	mit.edu	36	0.04%	70
142.	UPENN.EDU	36	0.04%	105

	Domain Name	Visits	% Visits	Hits
143.	auburn.edu	36	0.04%	97
144.	myvzw.com	35	0.04%	84
145.	atlantech.net	35	0.04%	86
146.	yale.edu	35	0.04%	111
147.	maine.edu	35	0.04%	75
148.	wsu.edu	35	0.04%	91
149.	proxad.net	35	0.04%	55
150.	utah.edu	34	0.04%	76
151.	nsf.gov	34	0.04%	122
152.	siu.edu	34	0.04%	85
153.	net.pk	33	0.04%	110
154.	nodak.edu	33	0.04%	114
155.	setnet.com	33	0.04%	61
156.	evlservers.net	33	0.04%	55
157.	retail.telecomitalia.it	33	0.04%	108
158.	wideopenwest.com	32	0.04%	126
159.	singnet.com.sg	32	0.04%	49
160.	indiana.edu	32	0.04%	127
161.	svabuse.info	32	0.04%	50
162.	tufts.edu	32	0.04%	101
163.	fs.fed.us	32	0.04%	87
164.	umass.edu	31	0.04%	92
165.	icfconsulting.com	31	0.04%	361
166.	mtu.edu	31	0.04%	104
167.	iastate.edu	31	0.04%	97
168.	cdc.gov	31	0.04%	90
169.	clemsun.edu	31	0.04%	183
170.	pol.co.uk	30	0.04%	45
171.	admin.ch	30	0.04%	85
172.	adobe.com	30	0.04%	59
173.	link.com.eg	30	0.04%	101
174.	utexas.edu	30	0.04%	58
175.	fuse.net	30	0.04%	53
176.	gci.net	30	0.04%	59
177.	optusnet.com.au	29	0.04%	61
178.	sonomatech.com	29	0.04%	34
179.	grouptelecom.net	29	0.04%	82
180.	earthlink.net	29	0.04%	48
181.	isp.belgacom.be	29	0.04%	48
182.	arizona.edu	29	0.04%	94
183.	superb.net	28	0.03%	38

	Domain Name	Visits	% Visits	Hits
184.	asu.edu	28	0.03%	97
185.	nd.edu	28	0.03%	69
186.	frontiernet.net	28	0.03%	69
187.	umontana.edu	28	0.03%	57
188.	bbtec.net	28	0.03%	90
189.	pitt.edu	28	0.03%	70
190.	fsu.edu	27	0.03%	135
191.	uconn.edu	27	0.03%	80
192.	lime.com	27	0.03%	81
193.	bu.edu	27	0.03%	50
194.	missouri.edu	27	0.03%	46
195.	spscdns.net	27	0.03%	58
196.	usf.edu	27	0.03%	81
197.	telcove.net	27	0.03%	115
198.	dri.edu	26	0.03%	75
199.	osti.gov	26	0.03%	40
200.	unt.edu	26	0.03%	62
201.	untd.com	26	0.03%	54
202.	uci.edu	26	0.03%	43
203.	clearwire-dns.net	26	0.03%	165
204.	maxonline.com.sg	25	0.03%	86
205.	battelle.com	25	0.03%	206
206.	bulldogdsl.com	25	0.03%	65
207.	bol.net.in	25	0.03%	75
208.	pg.com	25	0.03%	47
209.	about.com	25	0.03%	26
210.	uga.edu	25	0.03%	98
211.	netvigator.com	25	0.03%	162
212.	utk.edu	24	0.03%	90
213.	fda.gov	24	0.03%	56
214.	graceba.net	24	0.03%	166
215.	choiceone.net	24	0.03%	60
216.	udel.edu	24	0.03%	59
217.	northwestern.edu	24	0.03%	91
218.	eth.net	23	0.03%	94
219.	lehigh.edu	23	0.03%	76
220.	uidaho.edu	23	0.03%	75
221.	asd.tj.cn	23	0.03%	41
222.	in-addr.arpa	23	0.03%	56
223.	conversent.net	23	0.03%	72
224.	ca.gov.mo	23	0.03%	25

	Domain Name	Visits	% Visits	Hits
225.	csupomona.edu	23	0.03%	93
226.	veloxzone.com.br	23	0.03%	71
227.	aliant.net	23	0.03%	46
228.	telia.com	22	0.03%	61
229.	fiu.edu	22	0.03%	120
230.	lsu.edu	22	0.03%	33
231.	utmb.edu	22	0.03%	47
232.	uwyo.edu	22	0.03%	40
233.	iinet.net.au	22	0.03%	31
234.	ucla.edu	22	0.03%	53
235.	tpgi.com.au	22	0.03%	122
236.	cavtel.net	22	0.03%	64
237.	bsnl.co.in	21	0.03%	40
238.	cableonline.com.mx	21	0.03%	23
239.	usc.edu	21	0.03%	47
240.	aamu.edu	21	0.03%	54
241.	auna.net	21	0.03%	99
242.	ttu.edu	21	0.03%	34
243.	ocn.ne.jp	21	0.03%	42
244.	att.net	21	0.03%	80
245.	saic.com	21	0.03%	67
246.	net.t-com.hr	21	0.03%	45
247.	knology.net	21	0.03%	80
248.	ec.gc.ca	20	0.02%	98
249.	163data.com.cn	20	0.02%	68
250.	usda.gov	20	0.02%	55
251.	ucsc.edu	20	0.02%	33
252.	tm.net.my	20	0.02%	22
253.	totbb.net	20	0.02%	61
254.	kosmohost.net	20	0.02%	20
255.	ptd.net	20	0.02%	73
256.	prtc.net	20	0.02%	37
257.	adsl.tpnet.pl	20	0.02%	65
258.	uiowa.edu	20	0.02%	52
259.	business.telecomitalia.it	19	0.02%	56
260.	ttemi.com	19	0.02%	90
261.	chula.ac.th	19	0.02%	98
262.	grandenetworks.net	19	0.02%	95
263.	boeing.com	19	0.02%	136
264.	unl.edu	19	0.02%	75
265.	rdsnet.ro	19	0.02%	57

	Domain Name	Visits	% Visits	Hits
266.	patmedia.net	19	0.02%	53
267.	pdx.edu	19	0.02%	74
268.	hawaii.edu	18	0.02%	37
269.	ohiou.edu	18	0.02%	45
270.	virtua.com.br	18	0.02%	47
271.	stsn.net	18	0.02%	136
272.	amazonaws.com	18	0.02%	174
273.	sunysb.edu	18	0.02%	80
274.	cust.bluewin.ch	18	0.02%	42
275.	rice.edu	18	0.02%	55
276.	acsalaska.net	18	0.02%	60
277.	uic.edu	18	0.02%	73
278.	buffalo.edu	18	0.02%	44
279.	203.airtelbroadband.in	18	0.02%	38
280.	seventyfour.com	18	0.02%	36
281.	ctc.ad.jp	17	0.02%	87
282.	syr.edu	17	0.02%	60
283.	wpi.edu	17	0.02%	164
284.	cantv.net	17	0.02%	37
285.	gaoland.net	17	0.02%	33
286.	si.edu	17	0.02%	32
287.	montana.edu	17	0.02%	50
288.	pilosoft.com	17	0.02%	19
289.	everestkc.net	17	0.02%	46
290.	lmco.com	17	0.02%	29
291.	ip.fastwebnet.it	17	0.02%	97
292.	nau.edu	17	0.02%	57
293.	bresnan.net	17	0.02%	39
294.	msstate.edu	16	0.02%	54
295.	iitm.ac.in	16	0.02%	68
296.	newskies.net	16	0.02%	54
297.	megared.net.mx	16	0.02%	20
298.	nyu.edu	16	0.02%	39
299.	wisdomtool.com	16	0.02%	17
300.	speedy.net.pe	16	0.02%	63
Subtotal for rows: 1 - 300		71,451	86.67%	198,906
Other		10,986	13.33%	46,566
Total		82,437	100.00%	245,472

items 1-300 of 2000

Domain Names - Help Card



Column Definitions

Domain Name

The text name (for example, webtrends.com) corresponding to the visitor's IP address. The domain name can be determined from any of the following methods:

- The domain was logged by the web server.
- The IP address matched an Intranet Domain configuration within the Admin Console.
- DNS resolution.

IP addresses that do not resolve to a domain by these methods are categorized as follows:

- Reserved IP Address - The IP address falls within a block of reserved addresses. For example, 192.168.x.x and 10.x.x.x addresses are reserved for private networks.
- Unresolved IP Address - Category for IP addresses that did not resolve to a domain (perhaps because DNS resolution was disabled).

The domain name shown is the second-level domain name, such as webtrends.com. For example, all visitors from sales.webtrends.com, us.sales.webtrends.com, and service.webtrends.com are combined in the statistics for webtrends.com. If the top-level domain name is a country code, then the third-level domain name is shown also (for example, anycompany.com.au).

Visits

Number of visits to your site from this domain name. A visit is a series of actions that begins when a visitor views their first page from the server, and ends when the visitor leaves the site or remains idle beyond the idle-time limit. The default idle-time limit is thirty minutes. This time limit can be changed by the system administrator.

Hits

Number of hits to your site from this domain name. Each file requested by a visitor registers as a hit. There can be several hits on each page. While the volume of hits reflects the amount of server traffic, it is not an accurate reflection of the number of pages viewed.



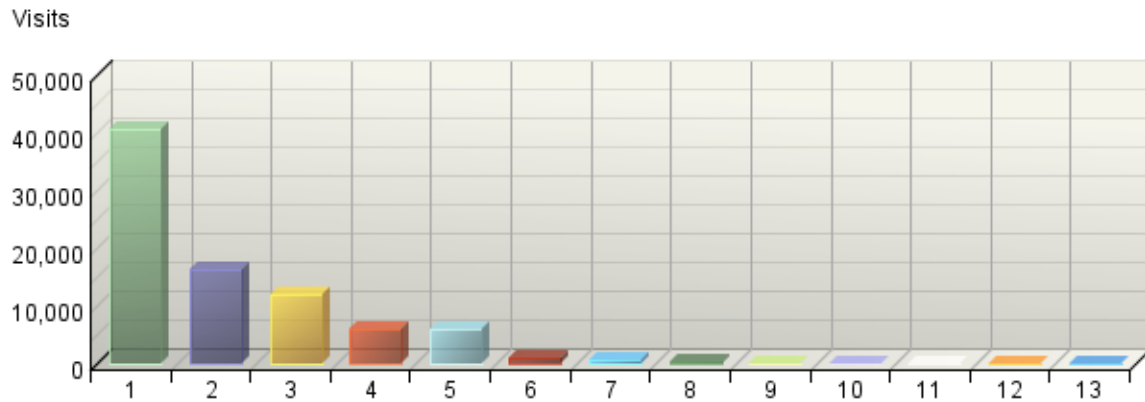
Report Descriptions

Use this information when you are interested in high-level domain names of visitors generating the most activity to your web site.

Top-Level Domain Types

This report provides a breakdown of top-level domain types.

Top-Level Domain Types



Top-Level Domain Types

Top-Level Domain Types	Visits	% Visits	Hits
Commercial	40,679	49.35%	80,693
Unresolved IP Address	16,270	19.74%	72,790
Network	11,859	14.39%	46,385
Unknown	5,943	7.21%	22,214
Education	5,924	7.19%	17,799
Government	895	1.09%	3,080
Organization	521	0.63%	1,629
Military	271	0.33%	750
Informational	44	0.05%	66
ARPANET	24	0.03%	57
International	4	0.00%	6
Business	2	0.00%	2
Reserved IP Address	1	0.00%	1
Total	82,437	100.00%	245,472

items 1-13 of 13

Top-Level Domain Types - Help Card



Column Definitions

Reserved IP Address

The IP address falls within a block of reserved addresses. For example, 192.168.x.x and 10.x.x.x addresses are reserved for private networks.

Unresolved IP Address

Category for IP addresses that did not resolve to a domain (perhaps because DNS resolution was disabled).

Unknown

The domain suffix did not match any of the top-level domain categories.

Top-Level Domain

The suffix of a domain name. A top-level domain can be based on the type of organization (.com, .edu, .museum, .name, etc) or it can be a country code (.uk, .de, .jp, .us, etc.). The top-level domain can be used to identify the type of web site. The following is a partial list of how this report categorizes top-level domains:

- ARPANET: .arpa
- Commercial: .com .co .com.[country code] .co.[country code] .firm.co .firm.ve .ltd.uk .info .biz
- Education: .edu .edu.[country-code] .ed.[country code] .ac.[country code] .school.[country code] .k12.[country code] .re.kr .sch.uk .edunet.tn
- International: .int .int.co .int.ve .intl.tn
- Government: .gov .gov.[country code] .gove.[country code] .go.[country code]
- Military: .mil .mil.[country code]
- Network: .net .ad.jp .ne.kr .net.[country code]
- Organization: .org .or .org.[country code] .or.[country code]
- Personal: .name

Visits

Number of visits to your site from the specified top-level domain. A visit is a series of actions that begins when a visitor views their first page from the server, and ends when the visitor leaves the site or remains idle beyond the idle-time limit. The default idle-time limit is thirty minutes. This time limit can be changed by the system administrator.

Hits

Number of hits to your site from the specified top-level domain. Each file requested by a visitor registers as a hit. There can be several hits on each page. While the volume of hits reflects the amount of server traffic, it is not an accurate reflection of the number of pages viewed.



Report Descriptions

Consider which types of organizations are interested in your site, and consider how you can interest other types of organizations.

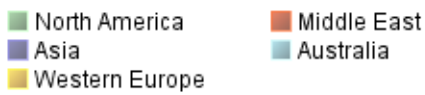
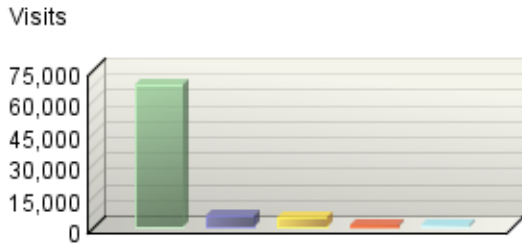
Note: This information can be displayed only if reverse DNS lookups have been performed. Even when DNS lookups are performed, some IP addresses cannot be resolved to a domain name.

Total - This represents the total visits or hits where there was sufficient information to identify the top-level domain. This number may be less than the total activity overall.

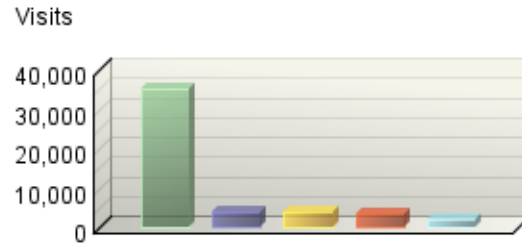
Geography Dashboard

This page contains key graphs and tables that provide an overview of this chapter. When viewing through the on-demand interface, you can click on the title of a graph or table to navigate to the corresponding page.

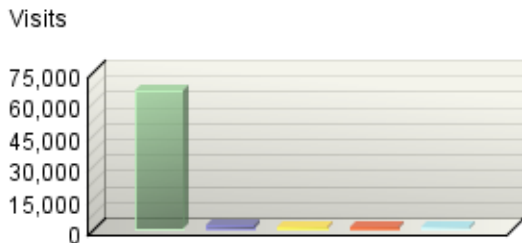
Regions



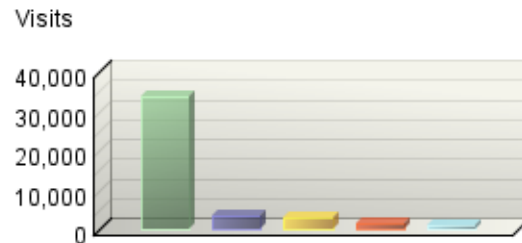
North American States and Provinces



Countries



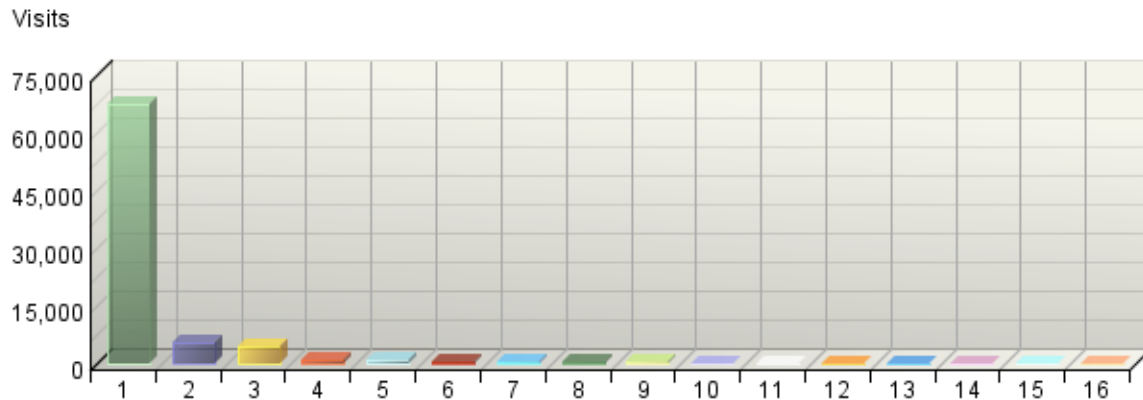
Cities



Regions

This report identifies the top geographic regions of the visitors to your site.

Regions



Regions

Regions	Visits	% Visits
1. North America	67,379	81.73%
2. Asia	5,546	6.73%
3. Western Europe	4,491	5.45%
4. Middle East	1,218	1.48%
5. Australia	1,088	1.32%
6. Eastern Europe	701	0.85%
7. South America	528	0.64%
8. Northern Europe	434	0.53%
9. Eastern Africa	282	0.34%
10. Northern Africa	225	0.27%
11. Southern Africa	214	0.26%
12. Western Africa	119	0.14%
13. Caribbean Islands	111	0.13%
14. Pacific Islands	54	0.07%
15. Central America	37	0.04%
16. Central Africa	10	0.01%
Total	82,437	100.00%

items 1-16 of 16

Regions - Help Card



Column Definitions

Regions

The geographic part of the world where visitors to your web site are located. "Unspecified Region" represents visitors whose geographic region could not be determined. "Unknown Region" represents visitors whose country has been determined but not identified with a specific region. If the WebTrends GeoTrends Database is turned on for this profile, the region is determined by looking up the visitor's IP address in this database. If GeoTrends is not enabled, the region will be determined from the domain name.

Visits

Number of visits from this geographic region. A visit is a series of actions that begins when a visitor views their first page from the server, and ends when the visitor leaves the site or remains idle beyond the idle-time limit. The default idle-time limit is thirty minutes. This time limit can be changed by the system administrator.

%

Percentage of total visits that were from this geographic region.



Report Descriptions

This information can help you meet the needs of your target audience as well as discover new audiences. Consider how you can make the content comprehensive and relevant to an international audience.

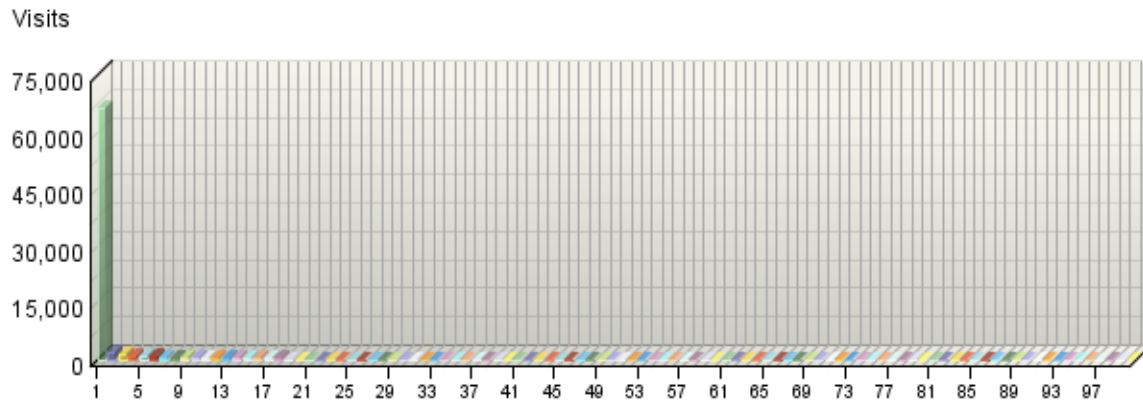
Values for "Unspecified Region" represent visitors whose geographic region cannot be determined. Values for "Unknown Region" represent visitors whose country can be determined but whose country is not associated with a specific region. Values for "Unknown States" or "Unknown Cities" represent hits for which the IP address does not match an entry in GeoTrends database. This is the case for countries that do not have states or simply entries for which this information was not provided in the GeoTrends database.

Note: Use this information carefully because it is based on Internet registration, and may not always be an accurate identifier of the visitor's actual location.

Countries

This report identifies the top countries of the visitors to your site.

Countries



Countries

	Countries	Visits	% Visits
1.	United States (US)	66,145	80.24%
2.	India (IN)	1,864	2.26%
3.	China (CN)	1,301	1.58%
4.	United Kingdom (UK)	1,193	1.45%
5.	Australia (AU)	1,088	1.32%
6.	Canada (CA)	1,087	1.32%
7.	France (FR)	642	0.78%
8.	Germany (DE)	509	0.62%
9.	Japan (JP)	436	0.53%
10.	Iran (IR)	412	0.50%
11.	Switzerland (CH)	396	0.48%
12.	Israel (IL)	388	0.47%
13.	Netherlands (NL)	370	0.45%
14.	Korea (South) (KR)	349	0.42%
15.	Italy (IT)	322	0.39%
16.	Western Europe - country unspecified (EU)	315	0.38%
17.	Thailand (TH)	267	0.32%
18.	Spain (ES)	260	0.32%
19.	Malaysia (MY)	251	0.30%

	Countries	Visits	% Visits
20.	Philippines (PH)	205	0.25%
21.	Uruguay (UY)	203	0.25%
22.	South Africa (ZA)	175	0.21%
23.	Singapore (SG)	174	0.21%
24.	Taiwan (TW)	164	0.20%
25.	Sweden (SE)	157	0.19%
26.	Egypt (EG)	155	0.19%
27.	Brazil (BR)	148	0.18%
28.	Mexico (MX)	147	0.18%
29.	Turkey (TR)	142	0.17%
30.	Mauritius (MU)	141	0.17%
31.	Norway (NO)	132	0.16%
32.	Indonesia (ID)	130	0.16%
33.	Hong Kong (HK)	128	0.16%
34.	Belgium (BE)	124	0.15%
35.	Russian Federation (RU)	117	0.14%
36.	Pakistan (PK)	117	0.14%
37.	Romania (RO)	107	0.13%
38.	Poland (PL)	107	0.13%
39.	Portugal (PT)	86	0.10%
40.	Saudi Arabia (SA)	83	0.10%
41.	Ireland (IE)	82	0.10%
42.	United Arab Emirates (AE)	75	0.09%
43.	Finland (FI)	71	0.09%
44.	Denmark (DK)	69	0.08%
45.	Luxembourg (LU)	67	0.08%
46.	Greece (GR)	67	0.08%
47.	Yugoslavia (YU)	66	0.08%
48.	Ethiopia (ET)	63	0.08%
49.	Puerto Rico (PR)	63	0.08%
50.	Austria (AT)	54	0.07%
51.	Argentina (AR)	52	0.06%
52.	Czech Republic (CZ)	49	0.06%
53.	Nigeria (NG)	46	0.06%
54.	New Zealand (NZ)	43	0.05%
55.	Hungary (HU)	39	0.05%
56.	Colombia (CO)	36	0.04%
57.	Viet Nam (VN)	35	0.04%
58.	Chile (CL)	33	0.04%
59.	Cote D'Ivoire (Ivory Coast) (CI)	31	0.04%
60.	Lithuania (LT)	31	0.04%


	Countries	Visits	% Visits
61.	Slovak Republic (SK)	29	0.04%
62.	Kenya (KE)	28	0.03%
63.	Lebanon (LB)	27	0.03%
64.	Slovenia (SI)	27	0.03%
65.	Estonia (EE)	26	0.03%
66.	Tanzania (TZ)	26	0.03%
67.	Croatia (Hrvatska) (HR)	26	0.03%
68.	Macau (MO)	25	0.03%
69.	Bangladesh (BD)	23	0.03%
70.	Algeria (DZ)	23	0.03%
71.	Peru (PE)	23	0.03%
72.	Kuwait (KW)	22	0.03%
73.	Bulgaria (BG)	22	0.03%
74.	Sri Lanka (LK)	22	0.03%
75.	Jordan (JO)	20	0.02%
76.	Tunisia (TN)	19	0.02%
77.	Ukraine (UA)	19	0.02%
78.	Zimbabwe (ZW)	18	0.02%
79.	Uganda (UG)	17	0.02%
80.	Costa Rica (CR)	16	0.02%
81.	Ghana (GH)	15	0.02%
82.	Venezuela (VE)	15	0.02%
83.	Morocco (MA)	13	0.02%
84.	Trinidad and Tobago (TT)	11	0.01%
85.	Rwanda (RW)	10	0.01%
86.	Myanmar (MM)	10	0.01%
87.	Bahrain (BH)	10	0.01%
88.	Sudan (SD)	9	0.01%
89.	Nepal (NP)	9	0.01%
90.	Senegal (SN)	9	0.01%
91.	Oman (OM)	9	0.01%
92.	Jamaica (JM)	9	0.01%
93.	Qatar (QA)	9	0.01%
94.	Bolivia (BO)	8	0.01%
95.	Macedonia (MK)	8	0.01%
96.	Syria (SY)	8	0.01%
97.	Latvia (LV)	8	0.01%
98.	Cuba (CU)	8	0.01%
99.	Bahamas (BS)	7	0.01%
100.	Ecuador (EC)	7	0.01%
101.	Mongolia (MN)	7	0.01%

	Countries	Visits	% Visits
102.	Armenia (AM)	7	0.01%
103.	Belize (BZ)	7	0.01%
104.	Belarus (BY)	6	0.01%
105.	Libya (LY)	6	0.01%
106.	Brunei Darussalam (BN)	6	0.01%
107.	Iceland (IS)	5	0.01%
108.	Eritrea (ER)	5	0.01%
109.	Virgin Islands (U.S.) (VI)	5	0.01%
110.	Maldives (MV)	5	0.01%
111.	Palestinian Territories (PS)	5	0.01%
112.	Bosnia and Herzegovina (BA)	5	0.01%
113.	Namibia (NA)	4	0.00%
114.	Swaziland (SZ)	4	0.00%
115.	Malawi (MW)	4	0.00%
116.	Yemen (YE)	4	0.00%
117.	Mozambique (MZ)	4	0.00%
118.	Mali (ML)	4	0.00%
119.	Guam (GU)	3	0.00%
120.	Honduras (HN)	3	0.00%
121.	Nicaragua (NI)	3	0.00%
122.	Guatemala (GT)	3	0.00%
123.	Togo (TG)	3	0.00%
124.	Cameroon (CM)	3	0.00%
125.	Lesotho (LS)	3	0.00%
126.	Cyprus (CY)	3	0.00%
127.	Fiji (FJ)	3	0.00%
128.	El Salvador (SV)	3	0.00%
129.	Benin (BJ)	3	0.00%
130.	Georgia (GE)	3	0.00%
131.	Kazakhstan (KZ)	3	0.00%
132.	Guyana (GY)	3	0.00%
133.	Moldova (MD)	2	0.00%
134.	Uzbekistan (UZ)	2	0.00%
135.	Cambodia (KH)	2	0.00%
136.	GM	2	0.00%
137.	Northern Mariana Islands (MP)	2	0.00%
138.	Laos (LA)	2	0.00%
139.	Malta (MT)	2	0.00%
140.	Bermuda (BM)	2	0.00%
141.	Gibraltar (GI)	2	0.00%
142.	Solomon Islands (SB)	2	0.00%

	Countries	Visits	% Visits
143.	Dominican Republic (DO)	2	0.00%
144.	Azerbaijan (AZ)	2	0.00%
145.	Papua New Guinea (PG)	2	0.00%
146.	Zambia (ZM)	2	0.00%
147.	Seychelles (SC)	2	0.00%
148.	Panama (PA)	2	0.00%
149.	Virgin Islands (British) (VG)	1	0.00%
150.	Afghanistan (AF)	1	0.00%
151.	Antigua and Barbuda (AG)	1	0.00%
152.	Palau (PW)	1	0.00%
153.	Sierra Leone (SL)	1	0.00%
154.	Aruba (AW)	1	0.00%
155.	Burkina Faso (BF)	1	0.00%
156.	Cape Verde (CV)	1	0.00%
157.	Iraq (IQ)	1	0.00%
158.	Barbados (BB)	1	0.00%
159.	Bhutan (BT)	1	0.00%
	Total	82,437	100.00%

items 1-159 of 159

Countries - Help Card

 **Column Definitions**

Countries

If the WebTrends GeoTrends Database is turned on for this profile, the country is determined by looking up the visitor's IP address in this database. If GeoTrends is not enabled, the country will be determined from the domain name.

Visits

Number of visits from the specified country. A visit is a series of actions that begins when a visitor views their first page from the server, and ends when the visitor leaves the site or remains idle beyond the idle-time limit. The default idle-time limit is thirty minutes. This time limit can be changed by the system administrator.

%

Percentage of total visits from the specified country.

Unknown Country

The country associated with the visitor's domain name could not be determined.



Report Descriptions

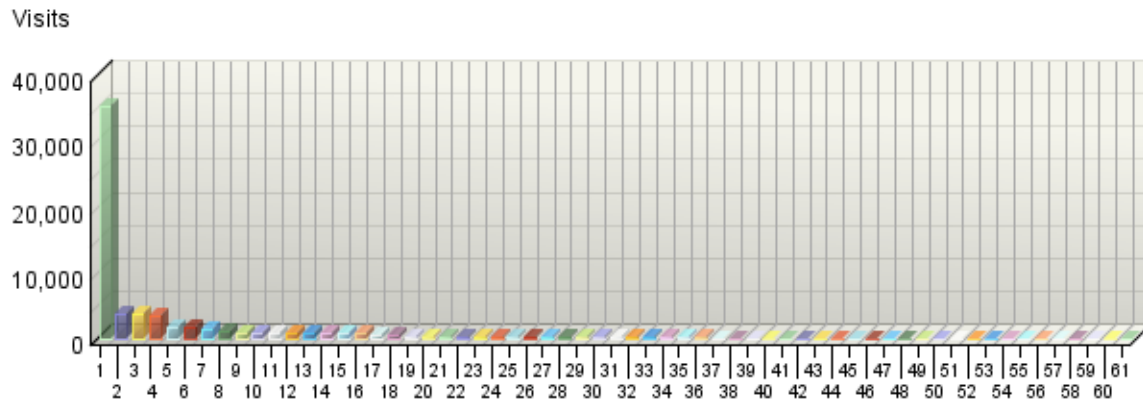
This information can help you meet the needs of your target audience as well as discover new audiences. Consider how you can make the content comprehensive and relevant to an international audience.

Note: Use this information carefully because it is based on Internet registration, and may not always be an accurate identifier of the visitor's actual location.

North American States and Provinces

If you have enabled the WebTrends GeoTrends Database for this profile, this page will list the states and provinces of North America with your most active visitors.

North American States and Provinces



North American States and Provinces

	States and Provinces	Visits	% Visits
1.	Virginia	35,321	53.11%
2.	Washington	3,875	5.83%
3.	California	3,714	5.58%
4.	North Carolina	3,512	5.28%
5.	Texas	1,782	2.68%
6.	D.C.	1,670	2.51%
7.	New York	1,512	2.27%
8.	Massachusetts	1,175	1.77%
9.	New Jersey	840	1.26%
10.	Maryland	826	1.24%
11.	Illinois	825	1.24%
12.	Pennsylvania	824	1.24%
13.	Georgia	812	1.22%
14.	Florida	806	1.21%
15.	Ohio	782	1.18%
16.	Colorado	752	1.13%
17.	Michigan	702	1.06%
18.	Ontario	461	0.69%

	States and Provinces	Visits	% Visits
19.	Missouri	424	0.64%
20.	Arizona	410	0.62%
21.	Wisconsin	391	0.59%
22.	Minnesota	314	0.47%
23.	Oregon	295	0.44%
24.	Indiana	294	0.44%
25.	Tennessee	290	0.44%
26.	Alabama	256	0.38%
27.	Connecticut	251	0.38%
28.	South Carolina	231	0.35%
29.	Oklahoma	209	0.31%
30.	Louisiana	172	0.26%
31.	British Columbia	172	0.26%
32.	Utah	170	0.26%
33.	New Hampshire	164	0.25%
34.	Iowa	163	0.25%
35.	Quebec	154	0.23%
36.	New Mexico	146	0.22%
37.	Mississippi	130	0.20%
38.	Alberta	123	0.18%
39.	Kentucky	123	0.18%
40.	Nevada	118	0.18%
41.	Kansas	107	0.16%
42.	Idaho	103	0.15%
43.	Rhode Island	101	0.15%
44.	Maine	100	0.15%
45.	Arkansas	88	0.13%
46.	Montana	83	0.12%
47.	Hawaii	79	0.12%
48.	Nebraska	78	0.12%
49.	Alaska	70	0.11%
50.	South Dakota	67	0.10%
51.	Nova Scotia	65	0.10%
52.	West Virginia	63	0.09%
53.	Delaware	61	0.09%
54.	North Dakota	57	0.09%
55.	Vermont	46	0.07%
56.	Manitoba	43	0.06%
57.	Wyoming	39	0.06%
58.	New Brunswick	33	0.05%
59.	Saskatchewan	21	0.03%

	States and Provinces	Visits	% Visits
60.	Newfoundland	12	0.02%
61.	Northwest Territories	2	0.00%
	Total	66,509	100.00%

items 1-61 of 61

North American States and Provinces - Help Card



Column Definitions

States and Provinces

If the WebTrends GeoTrends Database is turned on for this profile, the location is determined by looking up the visitor's IP address in this database.

Visits

Number of visits from this state or province. A visit is a series of actions that begins when a visitor views their first page from the server, and ends when the visitor leaves the site or remains idle beyond the idle-time limit. The default idle-time limit is thirty minutes. This time limit can be changed by the system administrator.

%

Percentage of total visits from this state or province.



Report Descriptions

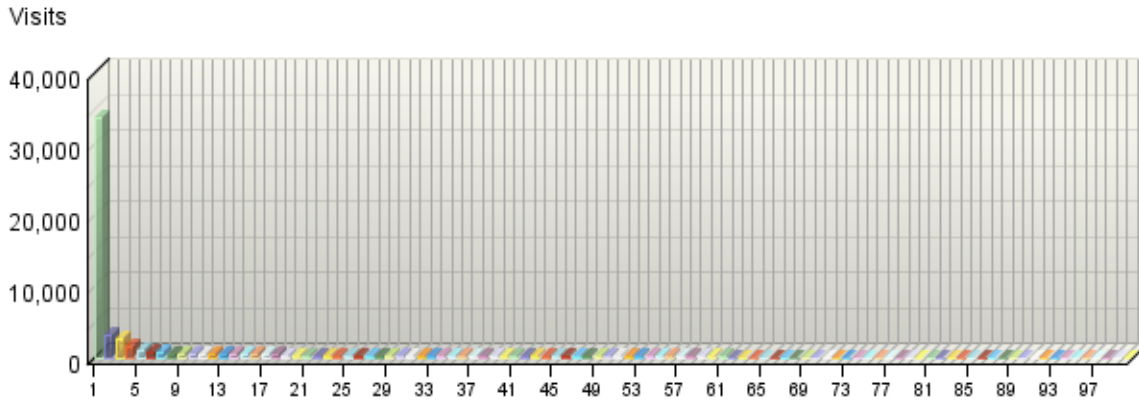
This information can help you meet the needs of your target audience as well as discover new audiences. Consider how you can make the content comprehensive and relevant to an international audience.

Note: Use this information carefully, because it is based on Internet registration and may not always be an accurate identifier of the visitor's actual location.

Cities

If you have enabled the WebTrends GeoTrends Database for this profile, this page will list the cities with your most active visitors.

Cities



Cities

	City	Visits	% Visits
1.	Chantilly, Virginia, United States	33,682	41.41%
2.	Redmond, Washington, United States	3,222	3.96%
3.	Durham, North Carolina, United States	2,735	3.36%
4.	Washington, D.C., United States	1,670	2.05%
5.	Beijing, China	1,200	1.48%
6.	Milton, Australia	758	0.93%
7.	New York, New York, United States	679	0.83%
8.	Atlanta, Georgia, United States	658	0.81%
9.	Mumbai, India	612	0.75%
10.	London, United Kingdom	605	0.74%
11.	Dallas, Texas, United States	591	0.73%
12.	San Jose, California, United States	558	0.69%
13.	Boston, Massachusetts, United States	541	0.67%
14.	Reston, Virginia, United States	529	0.65%
15.	Chicago, Illinois, United States	492	0.60%
16.	Paris, France	453	0.56%
17.	Los Angeles, California, United States	445	0.55%
18.	Bhawan, India	420	0.52%

	City	Visits	% Visits
19.	Seattle, Washington, United States	390	0.48%
20.	New Delhi, India	369	0.45%
21.	San Francisco, California, United States	363	0.45%
22.	Raleigh, North Carolina, United States	345	0.42%
23.	Denver, Colorado, United States	341	0.42%
24.	Tel Aviv, Israel	332	0.41%
25.	Baltimore, Maryland, United States	328	0.40%
26.	Marina Del Rey, California, United States	320	0.39%
27.	Zurich, Switzerland	309	0.38%
28.	Houston, Texas, United States	286	0.35%
29.	Philadelphia, Pennsylvania, United States	265	0.33%
30.	Phoenix, Arizona, United States	256	0.31%
31.	Columbus, Ohio, United States	249	0.31%
32.	Seoul, Korea (South)	248	0.30%
33.	San Diego, California, United States	244	0.30%
34.	Bangkok, Thailand	236	0.29%
35.	Tehran, Iran	228	0.28%
36.	Ashburn, Virginia, United States	223	0.27%
37.	Orlando, Florida, United States	205	0.25%
38.	Montevideo, Uruguay	203	0.25%
39.	Kuala Lumpur, Malaysia	203	0.25%
40.	Toronto, Canada	199	0.24%
41.	Amsterdam, Netherlands	198	0.24%
42.	Minneapolis, Minnesota, United States	194	0.24%
43.	Saint Louis, Missouri, United States	189	0.23%
44.	Mount Laurel, New Jersey, United States	188	0.23%
45.	Cambridge, Massachusetts, United States	188	0.23%
46.	Herndon, Virginia, United States	182	0.22%
47.	Madrid, Spain	182	0.22%
48.	Tokyo, Japan	181	0.22%
49.	Delhi, India	176	0.22%
50.	Singapore, Singapore	174	0.21%
51.	Fort Collins, Colorado, United States	164	0.20%
52.	Sunnyvale, California, United States	160	0.20%
53.	Austin, Texas, United States	159	0.20%
54.	Detroit, Michigan, United States	156	0.19%
55.	Portland, Oregon, United States	151	0.19%
56.	Madison, Wisconsin, United States	146	0.18%
57.	Charlotte, North Carolina, United States	145	0.18%
58.	Port Louis, Mauritius	141	0.17%
59.	Arlington, Virginia, United States	140	0.17%

	City	Visits	% Visits
60.	Ann Arbor, Michigan, United States	137	0.17%
61.	Kansas City, Missouri, United States	136	0.17%
62.	Pittsburgh, Pennsylvania, United States	135	0.17%
63.	Milano, Italy	134	0.16%
64.	Cairo, Egypt	132	0.16%
65.	Tampa, Florida, United States	132	0.16%
66.	Miami, Florida, United States	132	0.16%
67.	Cleveland, Ohio, United States	131	0.16%
68.	Mountain View, California, United States	129	0.16%
69.	Frankfurt, Germany	129	0.16%
70.	Cincinnati, Ohio, United States	128	0.16%
71.	Oslo, Norway	119	0.15%
72.	T'ai-pei, Taiwan	119	0.15%
73.	Vancouver, Canada	117	0.14%
74.	College Station, Texas, United States	110	0.14%
75.	Boulder, Colorado, United States	110	0.14%
76.	Davis, California, United States	110	0.14%
77.	Plano, Texas, United States	110	0.14%
78.	Hong Kong, Hong Kong	108	0.13%
79.	Newark, New Jersey, United States	108	0.13%
80.	Irvine, California, United States	108	0.13%
81.	East Lansing, Michigan, United States	106	0.13%
82.	Manila, Philippines	105	0.13%
83.	Columbia, South Carolina, United States	104	0.13%
84.	Sydney, Australia	103	0.13%
85.	Urbana, Illinois, United States	102	0.13%
86.	Salt Lake City, Utah, United States	101	0.12%
87.	Montreal, Canada	100	0.12%
88.	Oklahoma City, Oklahoma, United States	99	0.12%
89.	San Antonio, Texas, United States	98	0.12%
90.	Berkeley, California, United States	98	0.12%
91.	Albany, New York, United States	98	0.12%
92.	Rockville, Maryland, United States	97	0.12%
93.	Indianapolis, Indiana, United States	95	0.12%
94.	Las Vegas, Nevada, United States	93	0.11%
95.	Rochester, New York, United States	91	0.11%
96.	Riverside, California, United States	90	0.11%
97.	Chapel Hill, North Carolina, United States	89	0.11%
98.	Providence, Rhode Island, United States	86	0.11%
99.	Milwaukee, Wisconsin, United States	85	0.10%
100.	Moscow, Russian Federation	84	0.10%


	City	Visits	% Visits
101.	Stanford, California, United States	84	0.10%
102.	Brussels, Belgium	83	0.10%
103.	Hicksville, New York, United States	82	0.10%
104.	Sacramento, California, United States	80	0.10%
105.	Syracuse, New York, United States	78	0.10%
106.	Chennai, India	78	0.10%
107.	Pleasanton, California, United States	77	0.09%
108.	Vienna, Virginia, United States	75	0.09%
109.	Ithaca, New York, United States	75	0.09%
110.	Sao Paulo, Brazil	72	0.09%
111.	Dayton, Ohio, United States	72	0.09%
112.	Cape Town, South Africa	72	0.09%
113.	Gainesville, Florida, United States	71	0.09%
114.	New Brunswick, New Jersey, United States	70	0.09%
115.	Nashville, Tennessee, United States	70	0.09%
116.	Kanda, Japan	69	0.08%
117.	Dubai, United Arab Emirates	69	0.08%
118.	New Orleans, Louisiana, United States	68	0.08%
119.	Baton Rouge, Louisiana, United States	68	0.08%
120.	Luxembourg, Luxembourg	67	0.08%
121.	Bucharest, Romania	67	0.08%
122.	Knoxville, Tennessee, United States	67	0.08%
123.	Ottawa, Canada	66	0.08%
124.	Athens, Georgia, United States	66	0.08%
125.	Jakarta, Indonesia	65	0.08%
126.	Fort Worth, Texas, United States	64	0.08%
127.	Richland, Washington, United States	64	0.08%
128.	Durham, New Hampshire, United States	64	0.08%
129.	Corvallis, Oregon, United States	63	0.08%
130.	Adis Abeba, Ethiopia	63	0.08%
131.	West Lafayette, Indiana, United States	63	0.08%
132.	Tucson, Arizona, United States	63	0.08%
133.	Albuquerque, New Mexico, United States	63	0.08%
134.	Buffalo, New York, United States	63	0.08%
135.	Belgrade, Yugoslavia	63	0.08%
136.	Meriden, Connecticut, United States	61	0.07%
137.	Calgary, Canada	61	0.07%
138.	Pretoria, South Africa	61	0.07%
139.	Edmonton, Canada	61	0.07%
140.	Charlottesville, Virginia, United States	61	0.07%
141.	Stockholm, Sweden	60	0.07%

	City	Visits	% Visits
142.	Bethesda, Maryland, United States	59	0.07%
143.	Makati, Philippines	59	0.07%
144.	Halifax, Canada	58	0.07%
145.	Birmingham, Alabama, United States	56	0.07%
146.	Southfield, Michigan, United States	56	0.07%
147.	Lexington, Kentucky, United States	55	0.07%
148.	Istanbul, Turkey	55	0.07%
149.	University Park, Pennsylvania, United States	54	0.07%
150.	Santa Barbara, California, United States	54	0.07%
151.	Dublin, Ireland	54	0.07%
152.	Riyadh, Saudi Arabia	53	0.07%
153.	Islamabad, Pakistan	53	0.07%
154.	Warsaw, Poland	52	0.06%
155.	Lisbon, Portugal	51	0.06%
156.	Huntsville, Alabama, United States	51	0.06%
157.	San Juan, Puerto Rico	51	0.06%
158.	Middletown, New Jersey, United States	51	0.06%
159.	Bern, Switzerland	50	0.06%
160.	Karachi, Pakistan	50	0.06%
161.	Santa Clara, California, United States	49	0.06%
162.	Tallahassee, Florida, United States	49	0.06%
163.	Oak Ridge, Tennessee, United States	49	0.06%
164.	Anaheim, California, United States	48	0.06%
165.	Hampton, Virginia, United States	48	0.06%
166.	Manchester, United Kingdom	47	0.06%
167.	Richardson, Texas, United States	47	0.06%
168.	Richmond, Virginia, United States	46	0.06%
169.	El Paso, Texas, United States	46	0.06%
170.	Little Rock, Arkansas, United States	46	0.06%
171.	New Haven, Connecticut, United States	45	0.06%
172.	Logan, Utah, United States	45	0.06%
173.	Blacksburg, Virginia, United States	45	0.06%
174.	Hartford, Connecticut, United States	43	0.05%
175.	Athens, Greece	43	0.05%
176.	Boise, Idaho, United States	43	0.05%
177.	Saint Paul, Minnesota, United States	43	0.05%
178.	Honolulu, Hawaii, United States	43	0.05%
179.	Anchorage, Alaska, United States	43	0.05%
180.	Mc Lean, Virginia, United States	43	0.05%
181.	Greensboro, North Carolina, United States	43	0.05%
182.	Burlington, Canada	42	0.05%

	City	Visits	% Visits
183.	Melbourne, Australia	42	0.05%
184.	Auburn, Alabama, United States	42	0.05%
185.	College Park, Maryland, United States	42	0.05%
186.	Columbia, Missouri, United States	41	0.05%
187.	Jackson, Mississippi, United States	41	0.05%
188.	Pennsauken, New Jersey, United States	41	0.05%
189.	Boone, North Carolina, United States	41	0.05%
190.	Silver Spring, Maryland, United States	40	0.05%
191.	Winnipeg, Canada	40	0.05%
192.	Binghamton, New York, United States	40	0.05%
193.	Rancho Cordova, California, United States	40	0.05%
194.	Lagos, Nigeria	39	0.05%
195.	Broomfield, Colorado, United States	39	0.05%
196.	Omaha, Nebraska, United States	39	0.05%
197.	Haifa, Israel	38	0.05%
198.	Bloomington, Indiana, United States	38	0.05%
199.	Manhattan, Kansas, United States	38	0.05%
200.	Stillwater, Oklahoma, United States	38	0.05%
	Other	12,085	14.86%
	Total	81,335	100.00%

items 1-200 of 200

Cities - Help Card

 **Column Definitions**

City

If the WebTrends GeoTrends Database is turned on for this profile, the location is determined by looking up the visitor's IP address in this database.

Visits

Number of visits from this city. A visit is a series of actions that begins when a visitor views their first page from the server, and ends when the visitor leaves the site or remains idle beyond the idle-time limit. The default idle-time limit is thirty minutes. This time limit can be changed by the system administrator.

%

Percentage of total visits from this city.



Report Descriptions

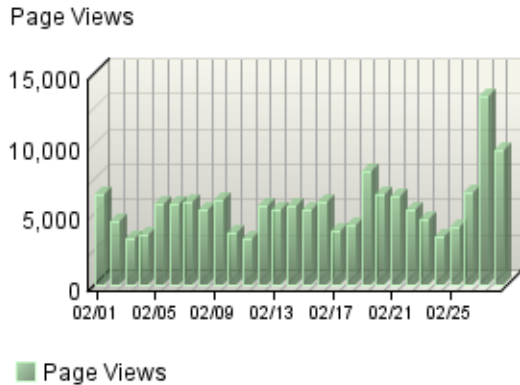
This information can help you meet the needs of your target audience as well as discover new audiences. Consider how you can make the content comprehensive and relevant to an international audience.

Note: Use this information carefully because it is based on Internet registration, and may not always be an accurate identifier of the visitor's actual location.

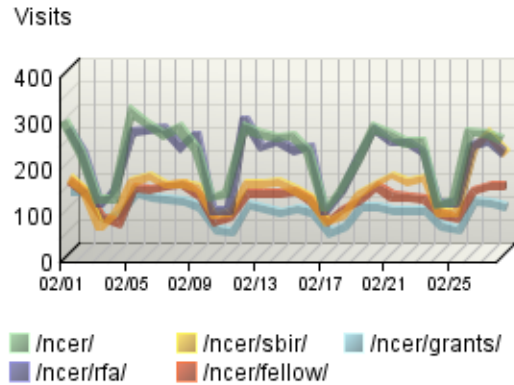
Pages Dashboard

This displays key graphs and tables that provide an overview of the Pages chapter. When viewing through the on-demand interface, you can click on the title of a graph or table to navigate to the corresponding page.

Page Views Trend



Pages Trend



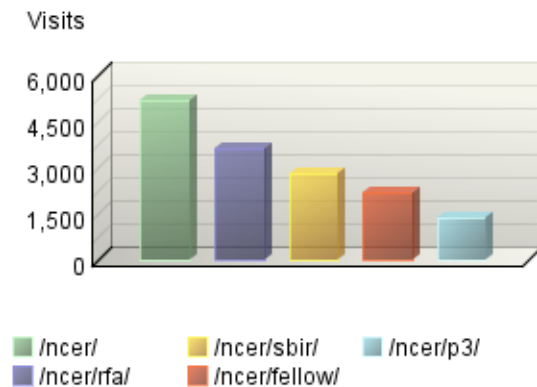
Content Groups

No data is available for this graph.

Page View Summary

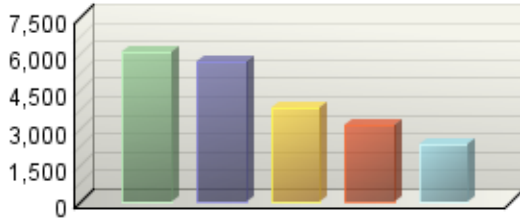
Page Views	156,978
Average per Day	5,606
Average Page Views per Visit	1.9

Entry Pages



Pages

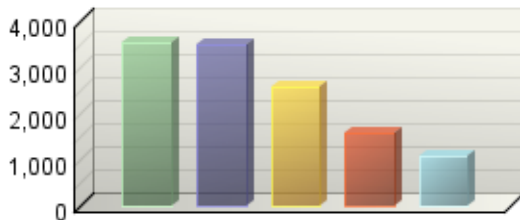
Visits



/ncer/ **/ncer/sbir/** **/ncer/grants/**
/ncer/rfa/ **/ncer/fellow/**

Exit Pages

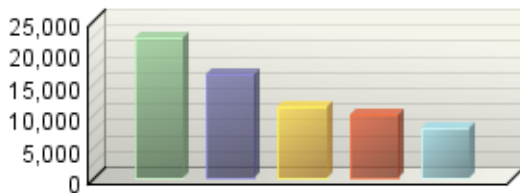
Visits



/ncer/ **/ncer/sbir/** **/ncer/p3/**
/ncer/rfa/ **/ncer/fellow/**

Directories

Visits

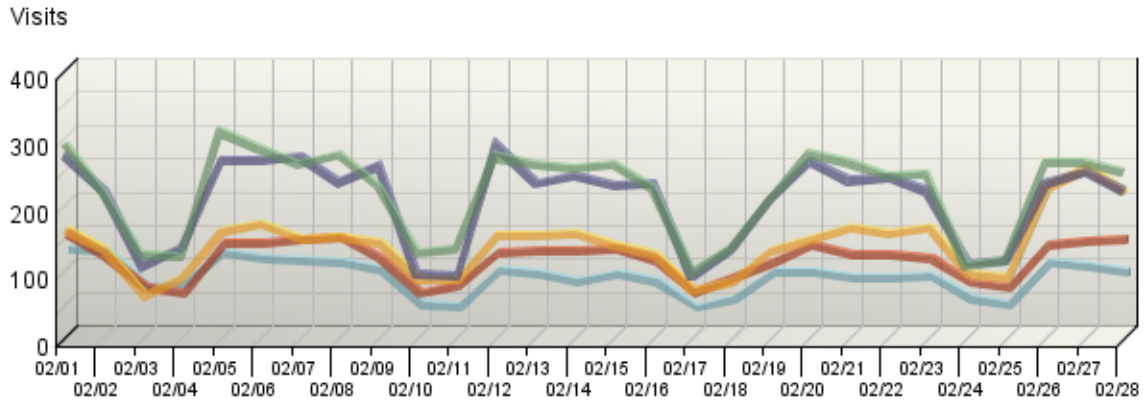


/ncer/rfa **/ncer/sbir**
/ncer/publications **/ncer/events**
/ncer/fellow

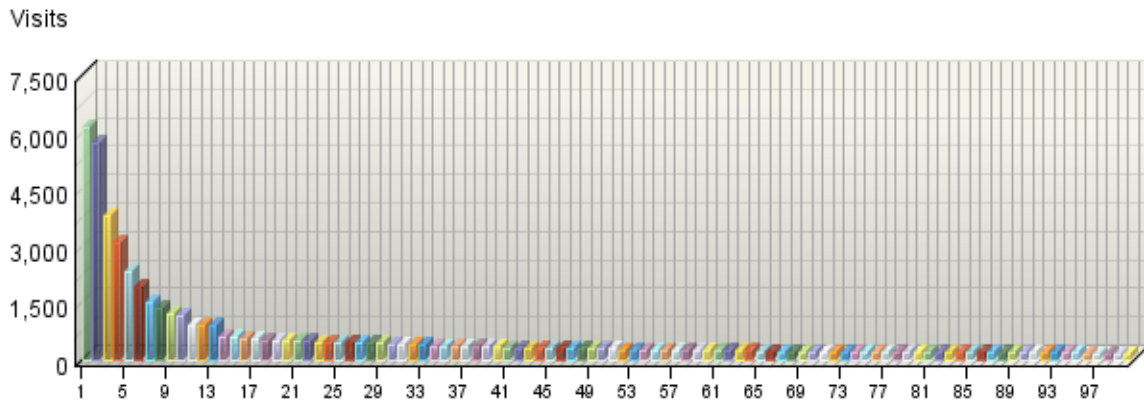
Pages

This identifies the most popular web pages on your site and shows you the number of visits for each, and displays the average length of time the page was viewed.

Pages Trend



Pages



Pages

	Pages	Visits	Views	Average Time Viewed
■ 1.	National Center for Environmental Research (NCER) ORD US EPA http://es.epa.gov/ncer/	6,110	9,623	00:01:37

	Pages	Visits	Views	Average Time Viewed
2.	Funding Opportunities NCER US EPA http://es.epa.gov/ncer/rfa/	5,703	7,136	00:01:44
3.	EPA: ORD: NCER: Small Business Innovation Research http://es.epa.gov/ncer/sbir/	3,790	5,652	00:01:59
4.	STAR Fellowships NCER US EPA http://es.epa.gov/ncer/fellow/	3,091	3,737	00:01:22
5.	EPA: ORD: NCER: STAR Grants and Cooperative Agreements http://es.epa.gov/ncer/grants/	2,310	2,633	00:01:42
6.	P3 NCER ORD US EPA http://es.epa.gov/ncer/p3/	1,947	2,584	00:01:50
7.	EPA: Nanotechnology http://es.epa.gov/ncer/nano/	1,495	2,073	00:01:24
8.	Calendar Events NCER ORD US EPA http://es.epa.gov/ncer/events/	1,361	2,151	00:01:38
9.	EPA: ORD: NCER: Funding Opportunities: Fall 2007 EPA Science to Achieve Results (STAR) Fellowships for Graduate Environmental Study http://es.epa.gov/ncer/rfa/2007/2007_star_fellow.html	1,238	1,278	00:02:37
10.	Computational Toxicology Centers: Development Of Predictive Environmental And Biomedical Computer-Based Simulations And Models Funding Opportunities NCER US EPA http://es.epa.gov/ncer/rfa/2007/2007_comp_tox.html	1,154	1,254	00:04:24
11.	An Interdisciplinary Approach To Examining The Links Between Social Stressors, Biodiversity And Human Health Funding Opportunities NCER US EPA http://es.epa.gov/ncer/rfa/2007/2007_biodiversity_health.html	936	974	00:03:15
12.	STAR Grant Forms and Instructions NCER EPA http://es.epa.gov/ncer/rfa/forms/	930	1,290	00:02:49
13.	Sources and Atmospheric Formation of Organic Particulate Matter Funding Opportunities NCER US EPA http://es.epa.gov/ncer/rfa/2007/2007_star_organic_pm.html	926	1,029	00:03:22
14.	EPA: ORD: NCER: Funding Opportunities http://es.epa.gov/ncer/rfa/2007/2007_p3_4thannual.html	633	671	00:02:32
15.	EPA: ORD: NCER: Guidance & FAQs http://es.epa.gov/ncer/guidance/	594	753	00:02:02

	Pages	Visits	Views	Average Time Viewed
16.	EPA: ORD: NCER: Other Programs: EPSCoR http://es.epa.gov/ncer/other/	558	661	00:01:44
17.	EPA: National Center For Environmental Research http://es.epa.gov/ncer/science/	543	615	00:01:38
18.	EPA: Nanotechnology: Basic Information http://es.epa.gov/ncer/nano/questions/	522	580	00:05:18
19.	About P3 P3 NCER ORD US EPA http://es.epa.gov/ncer/p3/fact_sheet.html	504	526	00:02:21
20.	EPA: ORD: NCER: About NCER http://es.epa.gov/ncer/about/	502	583	00:01:21
21.	EPA: ORD: NCER: Funding Opportunities: Fall 2007 EPA Greater Research Opportunities (GRO) Fellowships for Graduate Environmental Study http://es.epa.gov/ncer/rfa/2007/2007_star_grad.html	497	504	00:02:56
22.	EPA: ORD: NCER: Research Results http://es.epa.gov/ncer/results/	494	558	00:01:53
23.	EPA: ORD: NCER: Publications & Proceedings http://es.epa.gov/ncer/publications/	480	560	00:02:22
24.	EPA: ORD: NCER: Collaborative Science and Technology Network for Sustainability (CNS) http://es.epa.gov/ncer/cns/	473	703	00:01:28
25.	EPA: ORD: NCER: Funding Opportunities http://es.epa.gov/ncer/rfa/2006/2006_sbir_phase1.html	457	483	00:03:25
26.	Research Program Biodiversity & Human Health NCER US EPA http://es.epa.gov/ncer/biodiversity/	438	545	00:01:39
27.	EPA: ORD: NCER: Funding Opportunities: Fall 2007 EPA Greater Research Opportunities (GRO) Fellowships for Undergraduate Environmental Study http://es.epa.gov/ncer/rfa/2007/2007_star_grad_undergrad.html	437	471	00:02:27
28.	EPA: Nanotechnology http://es.epa.gov/ncer/nano/factsheet/	435	473	00:02:12
29.	2006/2007 P3 Teams P3 NCER ORD US EPA http://es.epa.gov/ncer/p3/current/	432	473	00:02:33
30.	EPA: ORD: NCER: Small Business Innovation Research http://es.epa.gov/ncer/rfa/archive/sbir/	429	463	00:00:30
31.	STAA NCER ORD US EPA http://es.epa.gov/ncer/staa/	408	515	00:01:08

	Pages	Visits	Views	Average Time Viewed
32.	EPA: Nanotechnology: Science & Technology http://es.epa.gov/ncer/nano/publications/	404	658	00:01:20
33.	EPA: Nanotechnology: Research Projects http://es.epa.gov/ncer/nano/research/	388	471	00:00:53
34.	National Sustainable Design Expo P3 NCER ORD US EPA http://es.epa.gov/ncer/p3/expo/	370	402	00:01:25
35.	EPA: ORD: NCER: Funding Opportunities http://es.epa.gov/ncer/rfa/2006/2006_gro_und_ergrad_fellow.html	357	373	00:03:13
36.	EPA: ORD: NCER: Grants: Recipients List http://es.epa.gov/ncer/grants/recipients_index.html	355	372	00:02:26
37.	Environmental Protection Agency http://es.epa.gov/ncer/science/pm/	337	413	00:02:24
38.	Environmental Protection Agency: National Center For Environmental Research: STAR/GRO Graduate Fellowship FAQs http://es.epa.gov/ncer/guidance/faqs/faq_gro_grad.html	334	347	00:02:28
39.	Environmental Protection Agency http://es.epa.gov/ncer/rfa/archive/grants/	332	389	00:01:06
40.	http://es.epa.gov/ncer/rfa/2005/2005_childrens_enviro_health.html	330	331	00:01:12
41.	http://es.epa.gov/ncer/centers/	324	403	00:03:35
42.	http://es.epa.gov/ncer/rfa/2006/2006_star_uncertainty.html	323	330	00:02:56
43.	http://es.epa.gov/ncer/fellow/recipients/star_fellow06.html	308	316	00:02:17
44.	http://es.epa.gov/ncer/science/economics/	298	347	00:01:51
45.	http://es.epa.gov/ncer/rfa/2006/2006_star_tribal.html	294	306	00:03:06
46.	http://es.epa.gov/ncer/rfa/2006/2006_star_ep_hi.html	292	303	00:02:32
47.	http://es.epa.gov/ncer/rfa/archive/sbir/phase1.html	285	303	00:01:02
48.	http://es.epa.gov/ncer/publications/topical/drinking.html	285	292	00:02:32
49.	http://es.epa.gov/ncer/guidance/faqs.html	280	307	00:01:11
50.	http://es.epa.gov/ncer/events/news/2006/09_29_06_p3.html	279	294	00:01:11
51.	http://es.epa.gov/ncer/rfa/2006/2006_star_coarse_pm.html	279	290	00:02:31
52.	http://es.epa.gov/ncer/rfa/archive/	278	359	00:01:01

	Pages	Visits	Views	Average Time Viewed
53.	http://es.epa.gov/ncer/rfa/2006/2006_gro_fellow.html	277	285	00:02:43
54.	http://es.epa.gov/ncer/publications/topical/mercury.html	271	280	00:03:03
55.	http://es.epa.gov/ncer/publications/starreport/	262	509	00:00:54
56.	http://es.epa.gov/ncer/nano/lectures/	252	296	00:02:19
57.	http://es.epa.gov/ncer/rfa/2006/2006_star_fellow.html	251	267	00:02:10
58.	http://es.epa.gov/ncer/events/news/	249	334	00:02:09
59.	http://es.epa.gov/ncer/sbir/success/	239	287	00:02:31
60.	http://es.epa.gov/ncer/nano/solicitation/	238	459	00:00:40
61.	http://es.epa.gov/ncer/events/news/2005/04_13_05_feature.html	232	235	00:02:20
62.	http://es.epa.gov/ncer/nano/newsroom/	232	255	00:02:22
63.	http://es.epa.gov/ncer/rfa/2005/2005_sbir_phase1.html	231	244	00:04:21
64.	http://es.epa.gov/ncer/science/drinkingwater/	229	259	00:02:04
65.	http://es.epa.gov/ncer/events/news/2005/03_08_05_feature.html	227	233	00:02:47
66.	http://es.epa.gov/ncer/events/news/2003/01_15_03a.html	225	254	00:03:06
67.	http://es.epa.gov/ncer/rfa/2004/2004_climate_change.html	222	236	00:03:43
68.	http://es.epa.gov/ncer/rfa/2006/2006_star_cns.html	222	229	00:02:14
69.	http://es.epa.gov/ncer/p3/project_websites/2006/2006awardwinners.html	220	227	00:03:07
70.	http://es.epa.gov/ncer/publications/topical/urban.html	217	223	00:02:09
71.	http://es.epa.gov/ncer/guidance/star_faq.html	215	218	00:02:09
72.	http://es.epa.gov/ncer/rfa/2004/2005_star_grad_fellow.html	212	217	00:02:26
73.	http://es.epa.gov/ncer/p3/photo.html	209	244	00:01:06
74.	http://es.epa.gov/ncer/p3/apply/	208	218	00:01:29
75.	http://es.epa.gov/ncer/rfa/2005/2005_star_nano.html	207	218	00:01:36
76.	http://es.epa.gov/ncer/rfa/2005/2005_star_biotech.html	205	210	00:02:40
77.	http://es.epa.gov/ncer/events/calendar/2007/feb20_2/agenda.html	205	229	00:04:43
78.	http://es.epa.gov/ncer/rfa/current/2003_nano.html	205	214	00:02:47
79.	http://es.epa.gov/ncer/publications/topical/	204	257	00:01:56
80.	http://es.epa.gov/ncer/rfa/archive/fellow/	204	245	00:01:47

	Pages	Visits	Views	Average Time Viewed
81.	http://es.epa.gov/ncer/p3/past/	203	222	00:00:35
82.	http://es.epa.gov/ncer/publications/workshop/	202	461	00:01:26
83.	http://es.epa.gov/ncer/p3/teams/	202	208	00:01:56
84.	http://es.epa.gov/ncer/science/globalclimate/	199	220	00:01:12
85.	http://es.epa.gov/ncer/fellow/recipients/star_fellow05.html	198	223	00:01:27
86.	http://es.epa.gov/ncer/rfa/2004/2004_manufactured_nano.html	196	203	00:02:49
87.	http://es.epa.gov/ncer/publications/topical/mining.html	193	196	00:04:00
88.	http://es.epa.gov/ncer/staa/annual/2007/current_comp.html	193	213	00:01:29
89.	http://es.epa.gov/ncer/p3/project_websites/2005/2005_phase_1_project_websites.html	192	214	00:01:09
90.	http://es.epa.gov/ncer/events/news/2007/02_09_07_feature.html	191	213	00:02:48
91.	http://es.epa.gov/ncer/rfa/2006/2006_star_gc_aq.html	190	192	00:06:46
92.	http://es.epa.gov/ncer/publications/topical/pathogens.html	189	196	00:01:49
93.	http://es.epa.gov/ncer/science/globalclimate/02_22_07_event.html	184	237	00:03:33
94.	http://es.epa.gov/ncer/publications/nano/	183	190	00:02:00
95.	http://es.epa.gov/ncer/about/quickguide.html	181	188	00:01:18
96.	http://es.epa.gov/ncer/p3/success/	176	184	00:01:33
97.	http://es.epa.gov/ncer/fellow/recipients/star_fellow04.html	176	179	00:02:02
98.	http://es.epa.gov/ncer/rfa/2006/2006_star_cafos.html	175	203	00:03:17
99.	http://es.epa.gov/ncer/rfa/2004/2004_sbirstphase1.html	174	179	00:04:12
100.	http://es.epa.gov/ncer/rfa/2006/2006_p3.html	172	174	00:02:21
101.	http://es.epa.gov/ncer/rfa/current/2004_grad_fellow.html	170	172	00:02:20
102.	http://es.epa.gov/ncer/P3/become_exhibitor.html	168	181	00:01:27
103.	http://es.epa.gov/ncer/publications/topical/remediation.html	168	176	00:03:19
104.	http://es.epa.gov/ncer/p3/ceremony/	168	176	00:01:29
105.	http://es.epa.gov/ncer/p3/info/cosponsors.html	165	175	00:02:31
106.	http://es.epa.gov/ncer/rfa/current/sbir_phase1.html	165	170	00:01:43
107.	http://es.epa.gov/ncer/rfa/2004/2004_low_dose.html	163	166	00:05:10

	Pages	Visits	Views	Average Time Viewed
108.	http://es.epa.gov/ncer/rfa/2005/2005_nonlinear_responses.html	163	199	00:01:59
109.	http://es.epa.gov/ncer/rfa/2004/2005_gro_grad_fellow.html	162	164	00:02:57
110.	http://es.epa.gov/ncer/nano/relevant_meetings/	161	372	00:00:27
111.	http://es.epa.gov/ncer/events/news/2007/01_05_07_newsrelease.html	160	172	00:02:32
112.	http://es.epa.gov/ncer/sbir/workshops.html	158	166	00:01:50
113.	http://es.epa.gov/ncer/events/news/2006/	158	161	00:01:45
114.	http://es.epa.gov/ncer/science/tse/	158	185	00:02:08
115.	http://es.epa.gov/ncer/rfa/archive/grants/06/	154	157	00:01:12
116.	http://es.epa.gov/ncer/rfa/2004/2004_collab_science.html	153	174	00:02:55
117.	http://es.epa.gov/ncer/rfa/2006/2006_gro_solicitation.html	152	154	00:01:34
118.	http://es.epa.gov/ncer/recipients/drinkingwater2005/	152	361	00:01:43
119.	http://es.epa.gov/ncer/sbir/awards/	149	187	00:00:59
120.	http://es.epa.gov/ncer/events/calendar/2007/feb20/agenda.html	148	150	00:02:21
121.	http://es.epa.gov/ncer/nano/research/nano_tox.html	148	366	00:14:02
122.	http://es.epa.gov/ncer/nano/links/	147	157	00:02:25
123.	http://es.epa.gov/ncer/rfa/2004/2005_gro_undergrad_fellow.html	147	150	00:02:49
124.	http://es.epa.gov/ncer/rfa/2004/2004_air_poll_em.html	146	149	00:02:23
125.	http://es.epa.gov/ncer/fellow/recipients/gro_fellow06.html	145	146	00:01:06
126.	http://es.epa.gov/ncer/p3/forms/	145	221	00:02:51
127.	http://es.epa.gov/ncer/guidance/star_images.html	144	175	00:03:03
128.	http://es.epa.gov/ncer/fellow/recipients/star_fellow03.html	143	146	00:00:49
129.	http://es.epa.gov/ncer/p3/news.html	142	156	00:01:12
130.	http://es.epa.gov/ncer/rfa/2005/2005_decision_support_sys.html	139	140	00:02:32
131.	http://es.epa.gov/ncer/sbir/program/	135	175	00:02:41
132.	http://es.epa.gov/ncer/p3/project_websites/2004_project_websites.html	134	140	00:01:27
133.	http://es.epa.gov/ncer/publications/archive/csidoc.html	132	192	00:01:11
134.	http://es.epa.gov/ncer/fellow/abstracts/	131	155	00:01:51
135.	http://es.epa.gov/ncer/publications/topical/algal.html	131	132	00:02:23

	Pages	Visits	Views	Average Time Viewed
136.	http://es.epa.gov/ncer/rfa/current/2003_mai_grad.html	130	133	00:01:57
137.	http://es.epa.gov/ncer/fellow/recipients/gro_undergrad_fellow06.html	129	130	00:00:38
138.	http://es.epa.gov/ncer/publications/sbir/	129	158	00:01:08
139.	http://es.epa.gov/ncer/p3/award_winners.html	129	131	00:04:10
140.	http://es.epa.gov/ncer/rfa/2004/2004_aqua_sy.html	129	139	00:04:23
141.	http://es.epa.gov/ncer/publications/topical/nox.html	128	129	00:01:58
142.	http://es.epa.gov/ncer/p3/designs_sustain_rfp_2005.html	127	131	00:02:52
143.	http://es.epa.gov/ncer/guidance/qa.html	127	130	00:03:10
144.	http://es.epa.gov/ncer/publications/topical/biopest.html	127	128	00:05:04
145.	http://es.epa.gov/ncer/rfa/current/2004_arsenic.html	126	127	00:01:22
146.	http://es.epa.gov/ncer/p3/info/partners.html	126	126	00:02:19
147.	http://es.epa.gov/ncer/rfa/2005/2005_ecohab.html	125	126	00:02:11
148.	http://es.epa.gov/ncer/p3/partners/	125	165	00:04:35
149.	http://es.epa.gov/ncer/staa/annual/2007/2007_nomination_procedures.html	123	137	00:04:59
150.	http://es.epa.gov/ncer/fellow/posters/2004_star_grad_fellow_conf_posters.html	121	125	00:02:38
151.	http://es.epa.gov/ncer/guidance/faqs/faq_gro_undergrad.html	120	123	00:02:18
152.	http://es.epa.gov/ncer/publications/bibliometrics/tse_grants_highly_cited.html	119	185	00:00:28
153.	http://es.epa.gov/ncer/rfa/archive/grants/00/kids2000.html	119	121	00:00:53
154.	http://es.epa.gov/ncer/rfa/current/2003_mai_under.html	119	121	00:02:00
155.	http://es.epa.gov/ncer/rfa/current/2003_enviro_stat.html	118	121	00:01:40
156.	http://es.epa.gov/ncer/publications/meetings/8-23-2005/participants.html	118	130	00:03:11
157.	http://es.epa.gov/ncer/publications/archive/	116	124	00:01:25
158.	http://es.epa.gov/ncer/publications/topical/region5.html	116	134	00:01:15
159.	http://es.epa.gov/ncer/rfa/archive/grants/01/futures.html	116	120	00:02:55
160.	http://es.epa.gov/ncer/rfa/2004/2004_source_pm.html	116	122	00:03:51

	Pages	Visits	Views	Average Time Viewed
161.	http://es.epa.gov/ncer/rfa/2004/2004_sustainability_engineering_curricula.html	115	116	00:03:16
162.	http://es.epa.gov/ncer/publications/handouts/	114	122	00:00:54
163.	http://es.epa.gov/ncer/centers/eagles/	114	142	00:04:20
164.	http://es.epa.gov/ncer/rfa/current/2004_gro_undergrad_fellow.html	114	116	00:01:20
165.	http://es.epa.gov/ncer/publications/meetings/	114	122	00:03:38
166.	http://es.epa.gov/ncer/p3/designs_sustain_rfp.html	114	123	00:05:04
167.	http://es.epa.gov/ncer/fellow/recipient/fellow00.html	113	116	00:01:12
168.	http://es.epa.gov/ncer/rfa/2004/2004_pm_research.html	112	153	00:03:33
169.	http://es.epa.gov/ncer/rfa/2005/2005_hsa_impacts_research.html	112	114	00:01:45
170.	http://es.epa.gov/ncer/rfa/postdoc.html	111	115	00:01:59
171.	http://es.epa.gov/ncer/fellow/gro/	110	112	00:00:40
172.	http://es.epa.gov/ncer/p3/peerreview.html	109	109	00:02:23
173.	http://es.epa.gov/ncer/rfa/2006/2006_star_pbk_modeling.html	109	111	00:03:36
174.	http://es.epa.gov/ncer/rfa/archive/grants/01/endocrine00.html	109	110	00:00:52
175.	http://es.epa.gov/ncer/events/news/2006/12_14_06_feature.html	109	115	00:01:30
176.	http://es.epa.gov/ncer/publications/topical/dioxin.html	108	111	00:01:13
177.	http://es.epa.gov/ncer/fellow/recipient/fellow99.html	107	109	00:01:21
178.	http://es.epa.gov/ncer/nano/research/nano_green.html	107	116	00:02:34
179.	http://es.epa.gov/ncer/events/news/2007/01_30_07_feature.html	107	117	00:02:24
180.	http://es.epa.gov/ncer/rfa/2006/2006_oth_copp_training.html	107	109	00:01:07
181.	http://es.epa.gov/ncer/p3/info/media.html	107	109	00:02:15
182.	http://es.epa.gov/ncer/publications/topical/ecoass.html	106	108	00:02:13
183.	http://es.epa.gov/ncer/rfa/archive/grants/07/	106	111	00:01:21
184.	http://es.epa.gov/ncer/publications/archive/aaas97.html	106	140	00:01:49
185.	http://es.epa.gov/ncer/nano/research/nano_sensors.html	105	112	00:02:41
186.	http://es.epa.gov/ncer/rfa/archive/grants/00/00humanrfa.html	105	109	00:02:58
187.	http://es.epa.gov/ncer/events/news/2007/	104	111	00:01:46

	Pages	Visits	Views	Average Time Viewed
188.	http://es.epa.gov/ncer/nano/relevant_meetings/archive/2005/	104	106	00:02:27
189.	http://es.epa.gov/ncer/other/archive/	103	120	00:00:52
190.	http://es.epa.gov/ncer/sbir/presentations.html	103	105	00:03:54
191.	http://es.epa.gov/ncer/rfa/2004/2004_gro_bioaccum.html	103	150	00:07:48
192.	http://es.epa.gov/ncer/rfa/2004/2004_nano.html	102	105	00:01:43
193.	http://es.epa.gov/ncer/rfa/2006/2006_star_mmi.html	102	105	00:02:32
194.	http://es.epa.gov/ncer/biodiversity/solicitation.html	102	103	00:01:19
195.	http://es.epa.gov/ncer/fellow/recipients/gro_fellow05.html	102	125	00:02:38
196.	http://es.epa.gov/ncer/p3/info/	101	102	00:01:51
197.	http://es.epa.gov/ncer/rfa/2004/2004_glakes_foodweb.html	101	108	00:04:35
198.	http://es.epa.gov/ncer/events/news/2003/nas_special.html	101	104	00:02:07
199.	http://es.epa.gov/ncer/fellow/recipients/gro_undergrad_fellow05.html	101	124	00:02:43
200.	http://es.epa.gov/ncer/staa/annual/2006/level3.html	100	103	00:01:58
201.	http://es.epa.gov/ncer/rfa/2004/2004_corporate.html	100	102	00:01:39
202.	http://es.epa.gov/ncer/nano/research/nano_remediation.html	100	104	00:02:42
203.	http://es.epa.gov/ncer/rfa/2005/2005_tropospheric_air_pollution.html	99	100	00:01:27
204.	http://es.epa.gov/ncer/p3/other/	99	104	00:02:37
205.	http://es.epa.gov/ncer/rfa/current/2003_comptox.html	99	101	00:01:08
206.	http://es.epa.gov/ncer/rfa/archive/grants/02/02nanotech.html	99	101	00:04:20
207.	http://es.epa.gov/ncer/biodiversity/links.html	99	101	00:01:51
208.	http://es.epa.gov/ncer/publications/topical/pesticide.html	98	102	00:01:29
209.	http://es.epa.gov/ncer/p3recipients/2005/	97	226	00:02:00
210.	http://es.epa.gov/ncer/sbir/sbir97.html	97	106	00:02:39
211.	http://es.epa.gov/ncer/staa/annual/2006/honorable.html	97	99	00:01:52
212.	http://es.epa.gov/ncer/p3/abtable1.html	97	104	00:03:46
213.	http://es.epa.gov/ncer/rfa/2004/2004_ecohab.html	96	97	00:01:39

	Pages	Visits	Views	Average Time Viewed
214.	http://es.epa.gov/ncer/fellow/recipients/gro_fellow04.html	96	97	00:01:58
215.	http://es.epa.gov/ncer/rfa/2004/2004early_indicators.html	96	97	00:01:49
216.	http://es.epa.gov/ncer/fellow/recipients/97felltbl.html	96	99	00:01:21
217.	http://es.epa.gov/ncer/rfa/2005/2005_vep.html	96	98	00:02:21
218.	http://es.epa.gov/ncer/rfa/2004/2004_sbir_phase1_poll-prev.html	96	99	00:03:56
219.	http://es.epa.gov/ncer/rfa/2004/2004_fire_climate.html	96	97	00:03:15
220.	http://es.epa.gov/ncer/rfa/current/2003_technology_epa_nsf.html	95	98	00:02:57
221.	http://es.epa.gov/ncer/events/news/2006/06_08_06_award.html	95	99	00:01:05
222.	http://es.epa.gov/ncer/rfa/current/sbir_phaseI_western.html	93	96	00:04:15
223.	http://es.epa.gov/ncer/rfa/archive/grants/99/rfacancer.html	93	94	00:00:17
224.	http://es.epa.gov/ncer/fellow/recipients/mai_fellow_99_under.htm	93	95	00:01:15
225.	http://es.epa.gov/ncer/events/news/2006/10_25_06_people.html	93	97	00:01:10
226.	http://es.epa.gov/ncer/events/news/2006/06_06_06_award.html	92	97	00:02:16
227.	http://es.epa.gov/ncer/fellow/recipients/96felltbl.html	92	93	00:00:49
228.	http://es.epa.gov/ncer/publications/topical/pcb.html	92	96	00:02:59
229.	http://es.epa.gov/ncer/rfa/archive/grants/02/02trib_risk.html	92	93	00:04:50
230.	http://es.epa.gov/ncer/p3/addawards.html	92	93	00:01:26
231.	http://es.epa.gov/ncer/events/calendar/2007/feb20/logistics.html	91	95	00:01:07
232.	http://es.epa.gov/ncer/fellow/recipients/mai_fellow02.html	91	93	00:00:33
233.	http://es.epa.gov/ncer/publications/topical/pesthr.html	91	92	00:02:20
234.	http://es.epa.gov/ncer/rfa/2004/2004_sbir_phase1_pac-swest.html	91	96	00:03:57
235.	http://es.epa.gov/ncer/rfa/partners/acc/	91	190	00:01:34
236.	http://es.epa.gov/ncer/rfa/2006/2006_star_methodological.html	91	93	00:01:49
237.	http://es.epa.gov/ncer/rfa/2004/2004_sbir_phase1_haz-waste.html	91	99	00:03:42

	Pages	Visits	Views	Average Time Viewed
238.	http://es.epa.gov/ncer/rfa/2005/2005_pathogens_drinking_water.html	90	91	00:04:21
239.	http://es.epa.gov/ncer/science/economics/economics.html	90	92	00:01:52
240.	http://es.epa.gov/ncer/rfa/2004/2004_biomarkers.html	90	92	00:01:07
241.	http://es.epa.gov/ncer/p3/press/agenda06.html	89	90	00:02:02
242.	http://es.epa.gov/ncer/publications/topical/sediments.html	89	91	00:02:14
243.	http://es.epa.gov/ncer/rfa/2004/2004_valuation.html	89	90	00:02:07
244.	http://es.epa.gov/ncer/rfa/2004/2004_risk_assessment.html	88	89	00:02:24
245.	http://es.epa.gov/ncer/events/news/2006/06_14_06_award.html	88	92	00:01:16
246.	http://es.epa.gov/ncer/publications/topical/region5sbir.html	88	92	00:00:53
247.	http://es.epa.gov/ncer/rfa/archive/grants/01/phytore00.html	88	90	00:01:39
248.	http://es.epa.gov/ncer/p3/phase2follow.html	88	88	00:01:51
249.	http://es.epa.gov/ncer/rfa/2004/2004_microbial_risk.html	88	91	00:02:39
250.	http://es.epa.gov/ncer/publications/overview/	87	88	00:01:19
251.	http://es.epa.gov/ncer/fellow/recipient/gro_fellow03.html	87	88	00:01:15
252.	http://es.epa.gov/ncer/rfa/2005/2005_ebd_rfa.html	87	89	00:01:44
253.	http://es.epa.gov/ncer/06fellowships/	86	126	00:05:03
254.	http://es.epa.gov/ncer/fellow/progress/99/rabideauch00.html	86	88	00:00:14
255.	http://es.epa.gov/ncer/rfa/forms/standinstr.html	85	92	00:01:50
256.	http://es.epa.gov/ncer/rfa/archive/grants/05/	85	89	00:00:46
257.	http://es.epa.gov/ncer/fellow/recipient/star_fellow01.html	85	87	00:00:40
258.	http://es.epa.gov/ncer/fellow/recipient/mai_fellow_98_under.htm	84	86	00:01:10
259.	http://es.epa.gov/ncer/biodiversity/selreading.html	84	85	00:03:03
260.	http://es.epa.gov/ncer/events/news/2006/07_10_06_people.html	83	90	00:01:20
261.	http://es.epa.gov/ncer/p3/grantrecip.html	83	87	00:01:24
262.	http://es.epa.gov/ncer/rfa/archive/grants/01/global01.html	83	85	00:02:25

	Pages	Visits	Views	Average Time Viewed
263.	http://es.epa.gov/ncer/rfa/archive/grants/01/tse01.html	83	86	00:00:54
264.	http://es.epa.gov/ncer/events/news/2005/11_17_05_feature.html	83	84	00:02:00
265.	http://es.epa.gov/ncer/fellow/recipients/fellow98.html	83	84	00:00:42
266.	http://es.epa.gov/ncer/rfa/archive/fellow/undgrad.html	83	84	00:00:42
267.	http://es.epa.gov/ncer/centers/airpm/sab/report.html	83	88	00:01:32
268.	http://es.epa.gov/ncer/rfa/current/2003_global_change.html	83	86	00:01:40
269.	http://es.epa.gov/ncer/P3/phase1proof.html	82	82	00:01:00
270.	http://es.epa.gov/ncer/staa/annual/2006/level1.html	82	83	00:01:56
271.	http://es.epa.gov/ncer/science/drinkingwater/results.html	82	85	00:01:43
272.	http://es.epa.gov/ncer/sbir/sbir97/drinking.html	81	82	00:06:01
273.	http://es.epa.gov/ncer/events/news/2006/11_08_06_people.html	81	88	00:01:48
274.	http://es.epa.gov/ncer/rfa/2005/2005_cont_meas_methods_pm.html	81	82	00:01:14
275.	http://es.epa.gov/ncer/rfa/archive/grants/01/empact01.html	80	81	00:01:06
276.	http://es.epa.gov/ncer/biodiversity/workshop.html	80	82	00:02:31
277.	http://es.epa.gov/ncer/rfa/current/2004_gro_grad_fellow.html	80	81	00:01:03
278.	http://es.epa.gov/ncer/events/news/2004/10_22_04a.html	80	98	00:01:13
279.	http://es.epa.gov/ncer/publications/terms/tscs99.html	80	81	00:04:25
280.	http://es.epa.gov/ncer/fellow/recipients/mai_fellow_00_under.html	79	80	00:00:56
281.	http://es.epa.gov/ncer/fellow/recipients/mai_fellow_02_under.htm	79	80	00:01:06
282.	http://es.epa.gov/ncer/rfa/current/2003arsenic.html	79	80	00:01:43
283.	http://es.epa.gov/ncer/rfa/archive/grants/02/02globalimpact.html	78	80	00:03:39
284.	http://es.epa.gov/ncer/events/news/2004/	78	108	00:02:07
285.	http://es.epa.gov/ncer/cns/themes.html	77	80	00:01:00
286.	http://es.epa.gov/ncer/science/tse/success.html	77	82	00:01:05
287.	http://es.epa.gov/ncer/fellow/recipients/mai_fellow_03_under.htm	77	78	00:01:11

	Pages	Visits	Views	Average Time Viewed
288.	http://es.epa.gov/ncer/fellow/recipients/mai_fellow01.html	77	78	00:01:03
289.	http://es.epa.gov/ncer/biodiversity/background.html	77	80	00:00:41
290.	http://es.epa.gov/ncer/rfa/forms/electronic_filing_instr.html	77	81	00:01:59
291.	http://es.epa.gov/ncer/p3/solopen.html	76	76	00:02:40
292.	http://es.epa.gov/ncer/fellow/recipients/mai_fellow_01_under.html	76	77	00:00:13
293.	http://es.epa.gov/ncer/science/pm/centers.html	76	80	00:02:15
294.	http://es.epa.gov/ncer/events/calendar/2007/feb20_2/logistics.html	76	80	00:02:20
295.	http://es.epa.gov/ncer/p3/notification.html	76	77	00:01:59
296.	http://es.epa.gov/ncer/publications/topical/children.html	76	79	00:02:04
297.	http://es.epa.gov/ncer/fellow/recipients/mai_fellow_97_under.htm	76	77	00:01:19
298.	http://es.epa.gov/ncer/events/news/2002/	76	83	00:02:23
299.	http://es.epa.gov/ncer/science/globalclimate/solicitations.html	76	79	00:02:21
300.	http://es.epa.gov/ncer/cns/programs.html	76	82	00:02:26
Subtotal for rows: 1 - 300		-	94,431	-
Other		-	62,547	-
Total		-	156,978	-

items 1-300 of 2000

Pages

	Pages	Average Time to Serve (ms)
1.	National Center for Environmental Research (NCER) ORD US EPA http://es.epa.gov/ncer/	0
2.	Funding Opportunities NCER US EPA http://es.epa.gov/ncer/rfa/	0
3.	EPA: ORD: NCER: Small Business Innovation Research http://es.epa.gov/ncer/sbir/	0
4.	STAR Fellowships NCER US EPA http://es.epa.gov/ncer/fellow/	0
5.	EPA: ORD: NCER: STAR Grants and Cooperative Agreements http://es.epa.gov/ncer/grants/	0
6.	P3 NCER ORD US EPA http://es.epa.gov/ncer/p3/	0

	Pages	Average Time to Serve (ms)
7.	EPA: Nanotechnology http://es.epa.gov/ncer/nano/	0
8.	Calendar Events NCER ORD US EPA http://es.epa.gov/ncer/events/	0
9.	EPA: ORD: NCER: Funding Opportunities: Fall 2007 EPA Science to Achieve Results (STAR) Fellowships for Graduate Environmental Study http://es.epa.gov/ncer/rfa/2007/2007_star_fellow.html	0
10.	Computational Toxicology Centers: Development Of Predictive Environmental And Biomedical Computer-Based Simulations And Models Funding Opportunities NCER US EPA http://es.epa.gov/ncer/rfa/2007/2007_comp_tox.html	0
11.	An Interdisciplinary Approach To Examining The Links Between Social Stressors, Biodiversity And Human Health Funding Opportunities NCER US EPA http://es.epa.gov/ncer/rfa/2007/2007_biodiversity_health.html	0
12.	STAR Grant Forms and Instructions NCER EPA http://es.epa.gov/ncer/rfa/forms/	0
13.	Sources and Atmospheric Formation of Organic Particulate Matter Funding Opportunities NCER US EPA http://es.epa.gov/ncer/rfa/2007/2007_star_organic_pm.html	0
14.	EPA: ORD: NCER: Funding Opportunities http://es.epa.gov/ncer/rfa/2007/2007_p3_4thannual.html	0
15.	EPA: ORD: NCER: Guidance & FAQs http://es.epa.gov/ncer/guidance/	0
16.	EPA: ORD: NCER: Other Programs: EPSCoR http://es.epa.gov/ncer/other/	0
17.	EPA: National Center For Environmental Research http://es.epa.gov/ncer/science/	0
18.	EPA: Nanotechnology: Basic Information http://es.epa.gov/ncer/nano/questions/	0
19.	About P3 P3 NCER ORD US EPA http://es.epa.gov/ncer/p3/fact_sheet.html	0
20.	EPA: ORD: NCER: About NCER http://es.epa.gov/ncer/about/	0

	Pages	Average Time to Serve (ms)
21.	EPA: ORD: NCER: Funding Opportunities: Fall 2007 EPA Greater Research Opportunities (GRO) Fellowships for Graduate Environmental Study http://es.epa.gov/ncer/rfa/2007/2007_star_gro_grad.html	0
22.	EPA: ORD: NCER: Research Results http://es.epa.gov/ncer/results/	0
23.	EPA: ORD: NCER: Publications & Proceedings http://es.epa.gov/ncer/publications/	0
24.	EPA: ORD: NCER: Collaborative Science and Technology Network for Sustainability (CNS) http://es.epa.gov/ncer/cns/	0
25.	EPA: ORD: NCER: Funding Opportunities http://es.epa.gov/ncer/rfa/2006/2006_sbir_phase1.html	0
26.	Research Program Biodiversity & Human Health NCER US EPA http://es.epa.gov/ncer/biodiversity/	0
27.	EPA: ORD: NCER: Funding Opportunities: Fall 2007 EPA Greater Research Opportunities (GRO) Fellowships for Undergraduate Environmental Study http://es.epa.gov/ncer/rfa/2007/2007_star_gro_undergrad.html	0
28.	EPA: Nanotechnology http://es.epa.gov/ncer/nano/factsheet/	0
29.	2006/2007 P3 Teams P3 NCER ORD US EPA http://es.epa.gov/ncer/p3/current/	0
30.	EPA: ORD: NCER: Small Business Innovation Research http://es.epa.gov/ncer/rfa/archive/sbir/	0
31.	STAA NCER ORD US EPA http://es.epa.gov/ncer/staa/	0
32.	EPA: Nanotechnology: Science & Technology http://es.epa.gov/ncer/nano/publications/	0
33.	EPA: Nanotechnology: Research Projects http://es.epa.gov/ncer/nano/research/	0
34.	National Sustainable Design Expo P3 NCER ORD US EPA http://es.epa.gov/ncer/p3/expo/	0
35.	EPA: ORD: NCER: Funding Opportunities http://es.epa.gov/ncer/rfa/2006/2006_gro_undergrad_fellow.html	0

	Pages	Average Time to Serve (ms)
36.	EPA: ORD: NCER: Grants: Recipients List http://es.epa.gov/ncer/grants/recipients_index.html	0
37.	Environmental Protection Agency http://es.epa.gov/ncer/science/pm/	0
38.	Environmental Protection Agency: National Center For Environmental Research: STAR/GRO Graduate Fellowship FAQs http://es.epa.gov/ncer/guidance/faqs/faq_gro_grad.html	0
39.	Environmental Protection Agency http://es.epa.gov/ncer/rfa/archive/grants/	0
40.	http://es.epa.gov/ncer/rfa/2005/2005_childrens_enviro_health.html	0
41.	http://es.epa.gov/ncer/centers/	0
42.	http://es.epa.gov/ncer/rfa/2006/2006_star_uncertainty.html	0
43.	http://es.epa.gov/ncer/fellow/recipients/star_fellow06.html	0
44.	http://es.epa.gov/ncer/science/economics/	0
45.	http://es.epa.gov/ncer/rfa/2006/2006_star_tribal.html	0
46.	http://es.epa.gov/ncer/rfa/2006/2006_star_ephi.html	0
47.	http://es.epa.gov/ncer/rfa/archive/sbir/phase1.html	0
48.	http://es.epa.gov/ncer/publications/topical/drinking.html	0
49.	http://es.epa.gov/ncer/guidance/faqs.html	0
50.	http://es.epa.gov/ncer/events/news/2006/09_29_06_p3.html	0
51.	http://es.epa.gov/ncer/rfa/2006/2006_star_coarse_pm.html	0
52.	http://es.epa.gov/ncer/rfa/archive/	0
53.	http://es.epa.gov/ncer/rfa/2006/2006_gro_fellow.html	0
54.	http://es.epa.gov/ncer/publications/topical/mercury.html	0
55.	http://es.epa.gov/ncer/publications/starreport/	0
56.	http://es.epa.gov/ncer/nano/lectures/	0
57.	http://es.epa.gov/ncer/rfa/2006/2006_star_fellow.html	0
58.	http://es.epa.gov/ncer/events/news/	0
59.	http://es.epa.gov/ncer/sbir/success/	0
60.	http://es.epa.gov/ncer/nano/solicitation/	0

	Pages	Average Time to Serve (ms)
61.	http://es.epa.gov/ncer/events/news/2005/04_13_05_feature.html	0
62.	http://es.epa.gov/ncer/nano/newsroom/	0
63.	http://es.epa.gov/ncer/rfa/2005/2005_sbir_phase1.html	0
64.	http://es.epa.gov/ncer/science/drinkingwater/	0
65.	http://es.epa.gov/ncer/events/news/2005/03_08_05_feature.html	0
66.	http://es.epa.gov/ncer/events/news/2003/01_15_03a.html	0
67.	http://es.epa.gov/ncer/rfa/2004/2004_climate_change.html	0
68.	http://es.epa.gov/ncer/rfa/2006/2006_star_cns.html	0
69.	http://es.epa.gov/ncer/p3/project_websites/2006/2006awardwinners.html	0
70.	http://es.epa.gov/ncer/publications/topical/urban.html	0
71.	http://es.epa.gov/ncer/guidance/star_faq.html	0
72.	http://es.epa.gov/ncer/rfa/2004/2005_star_grad_fellow.html	0
73.	http://es.epa.gov/ncer/p3/photo.html	0
74.	http://es.epa.gov/ncer/p3/apply/	0
75.	http://es.epa.gov/ncer/rfa/2005/2005_star_nano.html	0
76.	http://es.epa.gov/ncer/rfa/2005/2005_star_biotech.html	0
77.	http://es.epa.gov/ncer/events/calendar/2007/feb20_2/agenda.html	0
78.	http://es.epa.gov/ncer/rfa/current/2003_nano.html	0
79.	http://es.epa.gov/ncer/publications/topical/	0
80.	http://es.epa.gov/ncer/rfa/archive/fellow/	0
81.	http://es.epa.gov/ncer/p3/past/	0
82.	http://es.epa.gov/ncer/publications/workshop/	0
83.	http://es.epa.gov/ncer/p3/teams/	0
84.	http://es.epa.gov/ncer/science/globalclimate/	0
85.	http://es.epa.gov/ncer/fellow/recipients/star_fellow05.html	0
86.	http://es.epa.gov/ncer/rfa/2004/2004_manufactured_nano.html	0
87.	http://es.epa.gov/ncer/publications/topical/mining.html	0
88.	http://es.epa.gov/ncer/staa/annual/2007/current_comp.html	0

	Pages	Average Time to Serve (ms)
89.	http://es.epa.gov/ncer/p3/project_websites/2005/2005_phase_1_project_websites.html	0
90.	http://es.epa.gov/ncer/events/news/2007/02_09_07_feature.html	0
91.	http://es.epa.gov/ncer/rfa/2006/2006_star_gc_aq.html	0
92.	http://es.epa.gov/ncer/publications/topical/pathogens.html	0
93.	http://es.epa.gov/ncer/science/globalclimate/02_22_07_event.html	0
94.	http://es.epa.gov/ncer/publications/nano/	0
95.	http://es.epa.gov/ncer/about/quickguide.html	0
96.	http://es.epa.gov/ncer/p3/success/	0
97.	http://es.epa.gov/ncer/fellow/recipients/star_fellow04.html	0
98.	http://es.epa.gov/ncer/rfa/2006/2006_star_cafos.html	0
99.	http://es.epa.gov/ncer/rfa/2004/2004_sbirl_phase1.html	0
100.	http://es.epa.gov/ncer/rfa/2006/2006_p3.html	0
101.	http://es.epa.gov/ncer/rfa/current/2004_grad_fellow.html	0
102.	http://es.epa.gov/ncer/P3/become_exhibitor.html	0
103.	http://es.epa.gov/ncer/publications/topical/remediation.html	0
104.	http://es.epa.gov/ncer/p3/ceremony/	0
105.	http://es.epa.gov/ncer/p3/info/cosponsors.html	0
106.	http://es.epa.gov/ncer/rfa/current/sbirl_phase1.html	0
107.	http://es.epa.gov/ncer/rfa/2004/2004_low_dose.html	0
108.	http://es.epa.gov/ncer/rfa/2005/2005_nonlinear_responses.html	0
109.	http://es.epa.gov/ncer/rfa/2004/2005_grad_fellow.html	0
110.	http://es.epa.gov/ncer/nano/relevant_meetings/	0
111.	http://es.epa.gov/ncer/events/news/2007/01_05_07_newsrelease.html	0
112.	http://es.epa.gov/ncer/sbirl/workshops.html	0
113.	http://es.epa.gov/ncer/events/news/2006/	0
114.	http://es.epa.gov/ncer/science/tse/	0
115.	http://es.epa.gov/ncer/rfa/archive/grants/06/	0
116.	http://es.epa.gov/ncer/rfa/2004/2004_collab_science.html	0

	Pages	Average Time to Serve (ms)
117.	http://es.epa.gov/ncer/rfa/2006/2006_gro_sol_icitation.html	0
118.	http://es.epa.gov/ncer/recipients/drinkingwater2005/	0
119.	http://es.epa.gov/ncer/sbir/awards/	0
120.	http://es.epa.gov/ncer/events/calendar/2007/feb20/agenda.html	0
121.	http://es.epa.gov/ncer/nano/research/nano_tox.html	0
122.	http://es.epa.gov/ncer/nano/links/	0
123.	http://es.epa.gov/ncer/rfa/2004/2005_gro_undergrad_fellow.html	0
124.	http://es.epa.gov/ncer/rfa/2004/2004_air_poll_em.html	0
125.	http://es.epa.gov/ncer/fellow/recipients/gro_fellow06.html	0
126.	http://es.epa.gov/ncer/p3/forms/	0
127.	http://es.epa.gov/ncer/guidance/star_images.html	0
128.	http://es.epa.gov/ncer/fellow/recipients/star_fellow03.html	0
129.	http://es.epa.gov/ncer/p3/news.html	0
130.	http://es.epa.gov/ncer/rfa/2005/2005_decision_support_sys.html	0
131.	http://es.epa.gov/ncer/sbir/program/	0
132.	http://es.epa.gov/ncer/p3/project_websites/2004_project_websites.html	0
133.	http://es.epa.gov/ncer/publications/archive/csidoc.html	0
134.	http://es.epa.gov/ncer/fellow/abstracts/	0
135.	http://es.epa.gov/ncer/publications/topical/algal.html	0
136.	http://es.epa.gov/ncer/rfa/current/2003_mai_grad.html	0
137.	http://es.epa.gov/ncer/fellow/recipients/gro_undergrad_fellow06.html	0
138.	http://es.epa.gov/ncer/publications/sbir/	0
139.	http://es.epa.gov/ncer/p3/award_winners.html	0
140.	http://es.epa.gov/ncer/rfa/2004/2004_aqua_sys.html	0
141.	http://es.epa.gov/ncer/publications/topical/nox.html	0
142.	http://es.epa.gov/ncer/p3/designs_sustain_rfp_2005.html	0
143.	http://es.epa.gov/ncer/guidance/qa.html	0

	Pages	Average Time to Serve (ms)
144.	http://es.epa.gov/ncer/publications/topical/biopest.html	0
145.	http://es.epa.gov/ncer/rfa/current/2004_arsenic.html	0
146.	http://es.epa.gov/ncer/p3/info/partners.html	0
147.	http://es.epa.gov/ncer/rfa/2005/2005_ecohab.html	0
148.	http://es.epa.gov/ncer/p3/partners/	0
149.	http://es.epa.gov/ncer/staa/annual/2007/2007_nomination_procedures.html	0
150.	http://es.epa.gov/ncer/fellow/posters/2004_star_grad_fellow_conf_posters.html	0
151.	http://es.epa.gov/ncer/guidance/faqs/faq_gro_undergrad.html	0
152.	http://es.epa.gov/ncer/publications/bibliometrics/tse_grants_highly_cited.html	0
153.	http://es.epa.gov/ncer/rfa/archive/grants/00/kids2000.html	0
154.	http://es.epa.gov/ncer/rfa/current/2003_mai_under.html	0
155.	http://es.epa.gov/ncer/rfa/current/2003_enviro_stat.html	0
156.	http://es.epa.gov/ncer/publications/meetings/8-23-2005/participants.html	0
157.	http://es.epa.gov/ncer/publications/archive/	0
158.	http://es.epa.gov/ncer/publications/topical/region5.html	0
159.	http://es.epa.gov/ncer/rfa/archive/grants/01/futures.html	0
160.	http://es.epa.gov/ncer/rfa/2004/2004_source_pm.html	0
161.	http://es.epa.gov/ncer/rfa/2004/2004_sustainability_engineering_curricula.html	0
162.	http://es.epa.gov/ncer/publications/handouts/	0
163.	http://es.epa.gov/ncer/centers/eagles/	0
164.	http://es.epa.gov/ncer/rfa/current/2004_gro_undergrad_fellow.html	0
165.	http://es.epa.gov/ncer/publications/meetings/	0
166.	http://es.epa.gov/ncer/p3/designs_sustain_rfp.html	0
167.	http://es.epa.gov/ncer/fellow/recipient/fellow00.html	0
168.	http://es.epa.gov/ncer/rfa/2004/2004_pm_research.html	0

	Pages	Average Time to Serve (ms)
169.	http://es.epa.gov/ncer/rfa/2005/2005_hsa_impacts_research.html	0
170.	http://es.epa.gov/ncer/rfa/postdoc.html	0
171.	http://es.epa.gov/ncer/fellow/gro/	0
172.	http://es.epa.gov/ncer/p3/peerreview.html	0
173.	http://es.epa.gov/ncer/rfa/2006/2006_star_pbk_modeling.html	0
174.	http://es.epa.gov/ncer/rfa/archive/grants/01/endocrine00.html	0
175.	http://es.epa.gov/ncer/events/news/2006/12_14_06_feature.html	0
176.	http://es.epa.gov/ncer/publications/topical/dioxin.html	0
177.	http://es.epa.gov/ncer/fellow/recipients/fellow99.html	0
178.	http://es.epa.gov/ncer/nano/research/nano_green.html	0
179.	http://es.epa.gov/ncer/events/news/2007/01_30_07_feature.html	0
180.	http://es.epa.gov/ncer/rfa/2006/2006_oth_coop_training.html	0
181.	http://es.epa.gov/ncer/p3/info/media.html	0
182.	http://es.epa.gov/ncer/publications/topical/ecoass.html	0
183.	http://es.epa.gov/ncer/rfa/archive/grants/07/	0
184.	http://es.epa.gov/ncer/publications/archive/aaas97.html	0
185.	http://es.epa.gov/ncer/nano/research/nano_sensors.html	0
186.	http://es.epa.gov/ncer/rfa/archive/grants/00/00humanrfa.html	0
187.	http://es.epa.gov/ncer/events/news/2007/	0
188.	http://es.epa.gov/ncer/nano/relevant_meetings/archive/2005/	0
189.	http://es.epa.gov/ncer/other/archive/	0
190.	http://es.epa.gov/ncer/sbir/presentations.html	0
191.	http://es.epa.gov/ncer/rfa/2004/2004_gro_bioaccum.html	0
192.	http://es.epa.gov/ncer/rfa/2004/2004_nano.html	0
193.	http://es.epa.gov/ncer/rfa/2006/2006_star_mmi.html	0
194.	http://es.epa.gov/ncer/biodiversity/solicitation.html	0

	Pages	Average Time to Serve (ms)
195.	http://es.epa.gov/ncer/fellow/recipients/gro_fellow05.html	0
196.	http://es.epa.gov/ncer/p3/info/	0
197.	http://es.epa.gov/ncer/rfa/2004/2004_glakes_foodweb.html	0
198.	http://es.epa.gov/ncer/events/news/2003/nas_special.html	0
199.	http://es.epa.gov/ncer/fellow/recipients/gro_undergrad_fellow05.html	0
200.	http://es.epa.gov/ncer/staa/annual/2006/level3.html	0
201.	http://es.epa.gov/ncer/rfa/2004/2004_corporate.html	0
202.	http://es.epa.gov/ncer/nano/research/nano_remediation.html	0
203.	http://es.epa.gov/ncer/rfa/2005/2005_tropospheric_air_pollution.html	0
204.	http://es.epa.gov/ncer/p3/other/	0
205.	http://es.epa.gov/ncer/rfa/current/2003_comptox.html	0
206.	http://es.epa.gov/ncer/rfa/archive/grants/02/02nanotech.html	0
207.	http://es.epa.gov/ncer/biodiversity/links.html	0
208.	http://es.epa.gov/ncer/publications/topical/pesticide.html	0
209.	http://es.epa.gov/ncer/p3recipients/2005/	0
210.	http://es.epa.gov/ncer/sbir/sbir97.html	0
211.	http://es.epa.gov/ncer/staa/annual/2006/honorable.html	0
212.	http://es.epa.gov/ncer/p3/abtable1.html	0
213.	http://es.epa.gov/ncer/rfa/2004/2004_ecohab.html	0
214.	http://es.epa.gov/ncer/fellow/recipients/gro_fellow04.html	0
215.	http://es.epa.gov/ncer/rfa/2004/2004early_indicators.html	0
216.	http://es.epa.gov/ncer/fellow/recipients/97felltbl.html	0
217.	http://es.epa.gov/ncer/rfa/2005/2005_vep.html	0
218.	http://es.epa.gov/ncer/rfa/2004/2004_sbir_phase1_poll-prev.html	0
219.	http://es.epa.gov/ncer/rfa/2004/2004_fire_climate.html	0
220.	http://es.epa.gov/ncer/rfa/current/2003_technology_epa_nsf.html	0

	Pages	Average Time to Serve (ms)
221.	http://es.epa.gov/ncer/events/news/2006/06_08_06_award.html	0
222.	http://es.epa.gov/ncer/rfa/current/sbir_phaseI_western.html	0
223.	http://es.epa.gov/ncer/rfa/archive/grants/99/rfacancer.html	0
224.	http://es.epa.gov/ncer/fellow/recipients/mai_fellow_99_under.htm	0
225.	http://es.epa.gov/ncer/events/news/2006/10_25_06_people.html	0
226.	http://es.epa.gov/ncer/events/news/2006/06_06_06_award.html	0
227.	http://es.epa.gov/ncer/fellow/recipients/96felltbl.html	0
228.	http://es.epa.gov/ncer/publications/topical/pcb.html	0
229.	http://es.epa.gov/ncer/rfa/archive/grants/02/02trib_risk.html	0
230.	http://es.epa.gov/ncer/p3/addawards.html	0
231.	http://es.epa.gov/ncer/events/calendar/2007/feb20/logistics.html	0
232.	http://es.epa.gov/ncer/fellow/recipients/mai_fellow02.html	0
233.	http://es.epa.gov/ncer/publications/topical/pesthr.html	0
234.	http://es.epa.gov/ncer/rfa/2004/2004_sbir_phase1_pac-swest.html	0
235.	http://es.epa.gov/ncer/rfa/partners/acc/	0
236.	http://es.epa.gov/ncer/rfa/2006/2006_star_methodological.html	0
237.	http://es.epa.gov/ncer/rfa/2004/2004_sbir_phase1_haz-waste.html	0
238.	http://es.epa.gov/ncer/rfa/2005/2005_pathogens_drinking_water.html	0
239.	http://es.epa.gov/ncer/science/economics/economics.html	0
240.	http://es.epa.gov/ncer/rfa/2004/2004_biomarkers.html	0
241.	http://es.epa.gov/ncer/p3/press/agenda06.html	0
242.	http://es.epa.gov/ncer/publications/topical/sediments.html	0
243.	http://es.epa.gov/ncer/rfa/2004/2004_valuation.html	0
244.	http://es.epa.gov/ncer/rfa/2004/2004_risk_assessment.html	0


	Pages	Average Time to Serve (ms)
245.	http://es.epa.gov/ncer/events/news/2006/06_14_06_award.html	0
246.	http://es.epa.gov/ncer/publications/topical/region5sbir.html	0
247.	http://es.epa.gov/ncer/rfa/archive/grants/01/phyto00.html	0
248.	http://es.epa.gov/ncer/p3/phase2follow.html	0
249.	http://es.epa.gov/ncer/rfa/2004/2004_microbial_risk.html	0
250.	http://es.epa.gov/ncer/publications/overview/	0
251.	http://es.epa.gov/ncer/fellow/recipients/gro_fellow03.html	0
252.	http://es.epa.gov/ncer/rfa/2005/2005_ebd_rfa.html	0
253.	http://es.epa.gov/ncer/06fellowships/	0
254.	http://es.epa.gov/ncer/fellow/progress/99/rabidauch00.html	0
255.	http://es.epa.gov/ncer/rfa/forms/standinstr.html	0
256.	http://es.epa.gov/ncer/rfa/archive/grants/05/	0
257.	http://es.epa.gov/ncer/fellow/recipients/star_fellow01.html	0
258.	http://es.epa.gov/ncer/fellow/recipients/mai_fellow_98_under.htm	0
259.	http://es.epa.gov/ncer/biodiversity/selreading.html	0
260.	http://es.epa.gov/ncer/events/news/2006/07_10_06_people.html	0
261.	http://es.epa.gov/ncer/p3/grantrecip.html	0
262.	http://es.epa.gov/ncer/rfa/archive/grants/01/global01.html	0
263.	http://es.epa.gov/ncer/rfa/archive/grants/01/tse01.html	0
264.	http://es.epa.gov/ncer/events/news/2005/11_17_05_feature.html	0
265.	http://es.epa.gov/ncer/fellow/recipients/fellow98.html	0
266.	http://es.epa.gov/ncer/rfa/archive/fellow/undgrad.html	0
267.	http://es.epa.gov/ncer/centers/airpm/sab/report.html	0
268.	http://es.epa.gov/ncer/rfa/current/2003_global_change.html	0
269.	http://es.epa.gov/ncer/P3/phase1proof.html	0

	Pages	Average Time to Serve (ms)
270.	http://es.epa.gov/ncer/staa/annual/2006/level1.html	0
271.	http://es.epa.gov/ncer/science/drinkingwater/results.html	0
272.	http://es.epa.gov/ncer/sbir/sbir97/drinking.html	0
273.	http://es.epa.gov/ncer/events/news/2006/11_08_06_people.html	0
274.	http://es.epa.gov/ncer/rfa/2005/2005_cont_meas_methods_pm.html	0
275.	http://es.epa.gov/ncer/rfa/archive/grants/01/empact01.html	0
276.	http://es.epa.gov/ncer/biodiversity/workshop.html	0
277.	http://es.epa.gov/ncer/rfa/current/2004_gro_grad_fellow.html	0
278.	http://es.epa.gov/ncer/events/news/2004/10_22_04a.html	0
279.	http://es.epa.gov/ncer/publications/terms/tscs99.html	0
280.	http://es.epa.gov/ncer/fellow/recipients/mai_fellow_00_under.html	0
281.	http://es.epa.gov/ncer/fellow/recipients/mai_fellow_02_under.htm	0
282.	http://es.epa.gov/ncer/rfa/current/2003arsenic.html	0
283.	http://es.epa.gov/ncer/rfa/archive/grants/02/02globalimpact.html	0
284.	http://es.epa.gov/ncer/events/news/2004/	0
285.	http://es.epa.gov/ncer/cns/themes.html	0
286.	http://es.epa.gov/ncer/science/tse/success.html	0
287.	http://es.epa.gov/ncer/fellow/recipients/mai_fellow_03_under.htm	0
288.	http://es.epa.gov/ncer/fellow/recipients/mai_fellow01.html	0
289.	http://es.epa.gov/ncer/biodiversity/background.html	0
290.	http://es.epa.gov/ncer/rfa/forms/electronic_filing_instr.html	0
291.	http://es.epa.gov/ncer/p3/solopen.html	0
292.	http://es.epa.gov/ncer/fellow/recipients/mai_fellow_01_under.html	0
293.	http://es.epa.gov/ncer/science/pm/centers.html	0
294.	http://es.epa.gov/ncer/events/calendar/2007/feb20_2/logistics.html	0

	Pages	Average Time to Serve (ms)
295.	http://es.epa.gov/ncer/p3/notification.html	0
296.	http://es.epa.gov/ncer/publications/topical/children.html	0
297.	http://es.epa.gov/ncer/fellow/recipients/mai_fellow_97_under.htm	0
298.	http://es.epa.gov/ncer/events/news/2002/	0
299.	http://es.epa.gov/ncer/science/globalclimate/solicitations.html	0
300.	http://es.epa.gov/ncer/cns/programs.html	0
Subtotal for rows: 1 - 300		-
Other		-
Total		-

items 1-300 of 2000

Pages - Help Card

 **Column Definitions**

Pages
Any displayed page. You can specify for each profile the types of files that qualify as a page. These settings can be changed by the WebTrends administrator.

Visits
Number of visits to this page. A visit is a series of actions that begins when a visitor views the first page from the server, and ends when the visitor leaves the site or remains idle beyond the idle-time limit. The default idle-time limit is thirty minutes. This time limit can be changed by the system administrator.

Views
Number of times this page was viewed by visitors.

Average Time Viewed
Average length of time the specified page was viewed. (The format is hh:mm:ss - hours:minutes:seconds.)

Average Time to Serve
Average amount of time (in milliseconds) it took to serve each document during the specified time interval. The time to serve spans from the time the server got a page request until it transmitted all the data.
Note: Zero values in this column probably indicates that your web server is not logging Time to Serve information.



Report Descriptions

Pages with good content and design are more likely to attract visitors and be revisited. Less popular pages on a site can be made more appealing by improving the content or incorporating design elements similar to that on the more important pages. Always remember that people are far more interested in content than in design, and average view times can help determine which content is most important to your visitors.

Content Groups

This report identifies the most popular groups of web site pages and how often they were visited.

Content Groups Trend

No data is available for this graph.

Content Groups

No data is available for this graph.

Content Groups

No data is available for this table.

Content Groups - Help Card



Column Definitions

Content Group

A defined group of web pages with specific things in common, such as the same types of products, services, or information.

Visits

Number of visits where the visitor viewed at least one page in the specified content group. A visit is a series of actions that begins when a visitor views their first page from the server, and ends when the visitor leaves the site or remains idle beyond the idle-time limit. The default idle-time limit is thirty minutes. This time limit can be changed by the system administrator.

Hits

Each file requested by a visitor registers as a hit. There can be several hits on each page. While the volume of hits reflects the amount of server traffic, it is not an accurate reflection of the number of pages viewed.



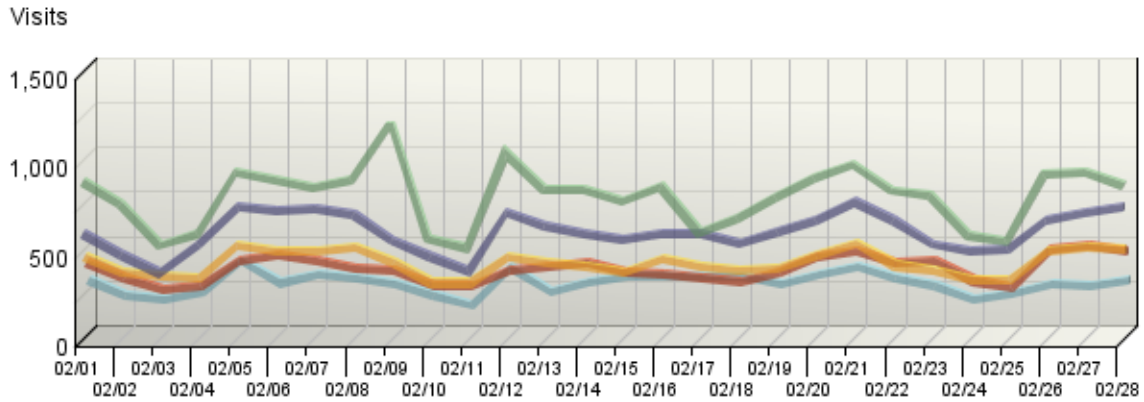
Report Descriptions

The information on this page can show you which content groups were most popular. This will reveal the reasons people visit your web site, and what is most interesting and least interesting to them.

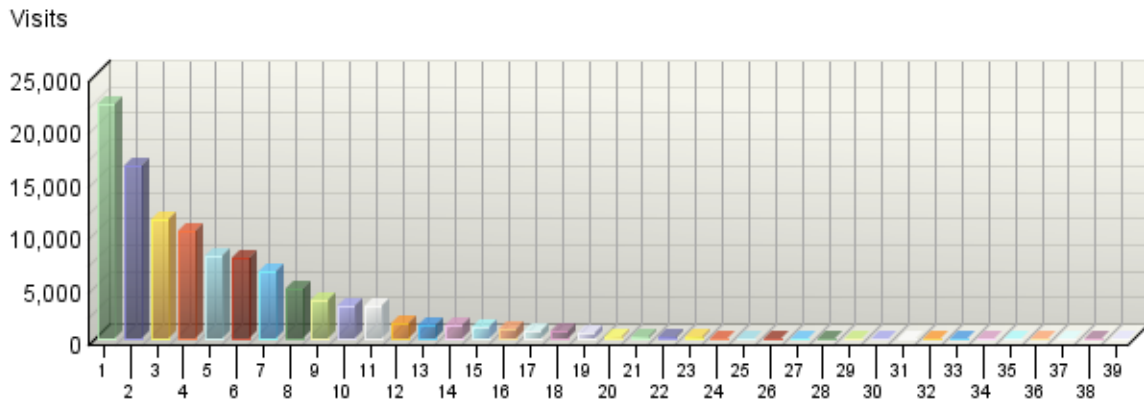
Directories

This report lists the most commonly accessed directories on your web site. This information can help determine the types of data most often requested.

Directories Trend



Directories



Directories

	Path To Directory	Visits	Hits	Kbytes Transferred
1.	http://es.epa.gov/ncer/rfa	22,297	43,540	2,381,293
2.	http://es.epa.gov/ncer/publications	16,454	61,110	23,257,329
3.	http://es.epa.gov/ncer/fellow	11,327	22,511	1,476,915
4.	http://es.epa.gov/ncer/sbir	10,204	17,050	1,193,087

	Path To Directory	Visits	Hits	Kbytes Transferred
5.	http://es.epa.gov/ncer/events	7,776	20,588	1,427,477
6.	http://es.epa.gov/ncer/p3	7,635	18,588	490,921
7.	http://es.epa.gov/ncer/	6,300	9,963	274,676
8.	http://es.epa.gov/ncer/nano	4,674	20,454	2,395,853
9.	http://es.epa.gov/ncer/index_files	3,711	4,288	118,163
10.	http://es.epa.gov/ncer/grants	3,125	4,039	95,402
11.	http://es.epa.gov/ncer/science	3,123	6,905	810,383
12.	http://es.epa.gov/ncer/guidance	1,508	2,460	71,301
13.	http://es.epa.gov/ncer/biodiversity	1,264	2,481	125,637
14.	http://es.epa.gov/ncer/staa	1,211	2,157	47,355
15.	http://es.epa.gov/ncer/centers	1,168	3,084	78,297
16.	http://es.epa.gov/ncer/results	848	1,380	26,446
17.	http://es.epa.gov/ncer/other	720	950	51,228
18.	http://es.epa.gov/ncer/cns	690	1,239	27,652
19.	http://es.epa.gov/ncer/about	612	771	15,429
20.	http://es.epa.gov/ncer/news	243	247	1,223
21.	http://es.epa.gov/ncer/early	159	208	327
22.	http://es.epa.gov/ncer/recipients	153	364	1,918
23.	http://es.epa.gov/ncer/p3recipients	97	226	994
24.	http://es.epa.gov/ncer/06fellowships	86	126	1,126
25.	http://es.epa.gov/ncer/nano2005	70	168	464
26.	http://es.epa.gov/ncer/images	66	100	210
27.	http://es.epa.gov/ncer/2005bioinformatics	61	97	356
28.	http://es.epa.gov/ncer/epscor	37	47	810
29.	http://es.epa.gov/ncer/progress	31	136	1,079
30.	http://es.epa.gov/ncer/pdf	28	47	234
31.	http://es.epa.gov/ncer/briefings	27	71	1,697
32.	http://es.epa.gov/ncer/05childbiomarker	18	35	279
33.	http://es.epa.gov/ncer/05drinkingwater	15	15	165
34.	http://es.epa.gov/ncer/draftsurvey	3	3	142
35.	http://es.epa.gov/ncer/tsegrants	2	2	225
36.	http://es.epa.gov/ncer/final	2	15	0
37.	http://es.epa.gov/ncer/mailing	2	4	0
38.	http://es.epa.gov/ncer?qa	1	1	0
39.	http://es.epa.gov/ncer/tse	1	2	17
Total		-	245,472	34,376,092

items 1-39 of 39

Directories - Help Card



Column Definitions

Path to Directory

The full URL path to the directory being analyzed.

Visits

Number of visits to pages within the specified directory. A visit is a series of actions that begins when a visitor views their first page from the server, and ends when the visitor leaves the site or remains idle beyond the idle-time limit. The default idle-time limit is thirty minutes. This time limit can be changed by the system administrator.

Hits

Each file requested by a visitor registers as a hit. There can be several hits on each page. While the volume of hits reflects the amount of server traffic, it is not an accurate reflection of the number of pages viewed.

Kbytes Transferred

Number of kilobytes of data transferred by the server from the specified directory to your visitors.



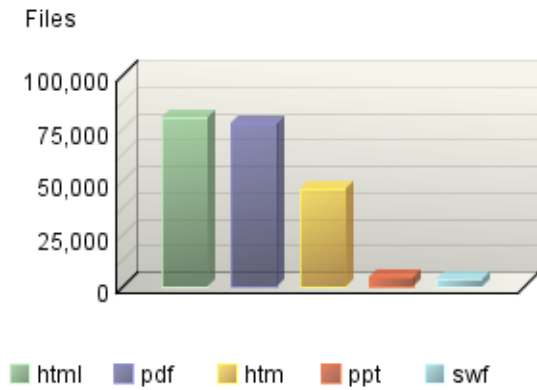
Report Descriptions

This report indicates the content visitors are most interested in. Use this information to determine which content areas to develop further, which areas to focus on less, and how you can arrange your content most effectively. If the table is sorted by kilobytes of data transferred, this page reveals what kind of data the server spends the most time transferring, and may suggest different ways to organize your data, or different ways to distribute the server load if you have more than one server.

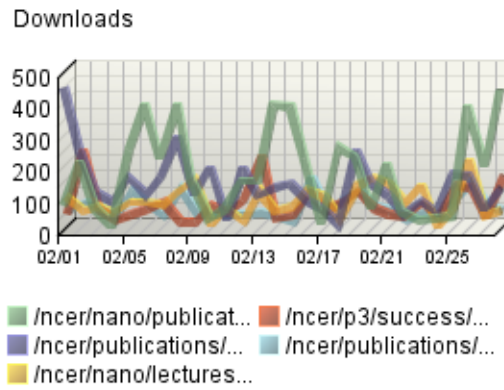
Files Dashboard

This displays key graphs and tables that provide an overview of the Files chapter. When viewing through the on-demand interface, you can click on the title of a graph or table to navigate to the corresponding page.

Accessed File Types by Files



Downloaded Files Trend



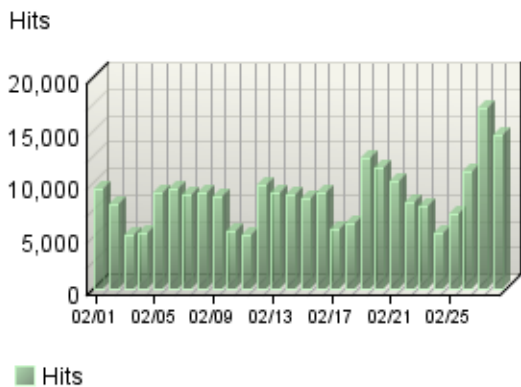
Uploaded Files

No data is available for this graph.

Hit Summary

Successful Hits for Entire Site	245,472
Average Hits per Day	8,766
Home Page Hits	4,183

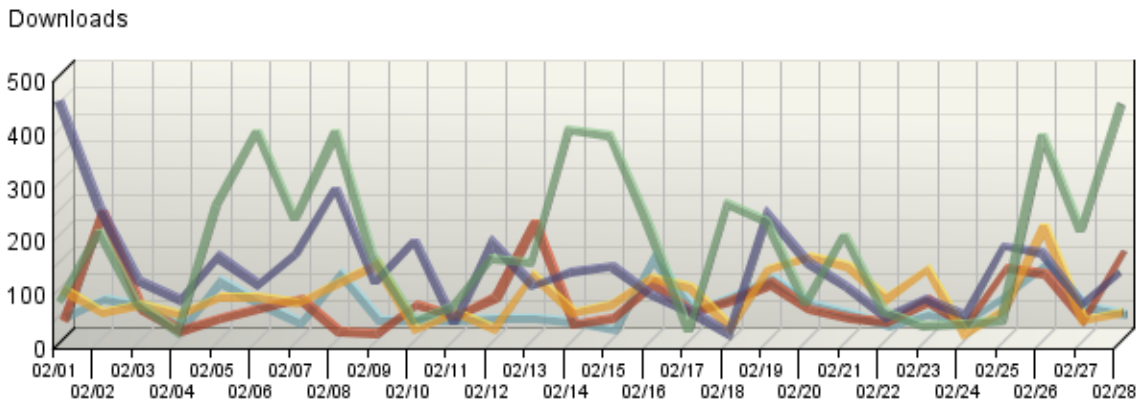
Hits Trend



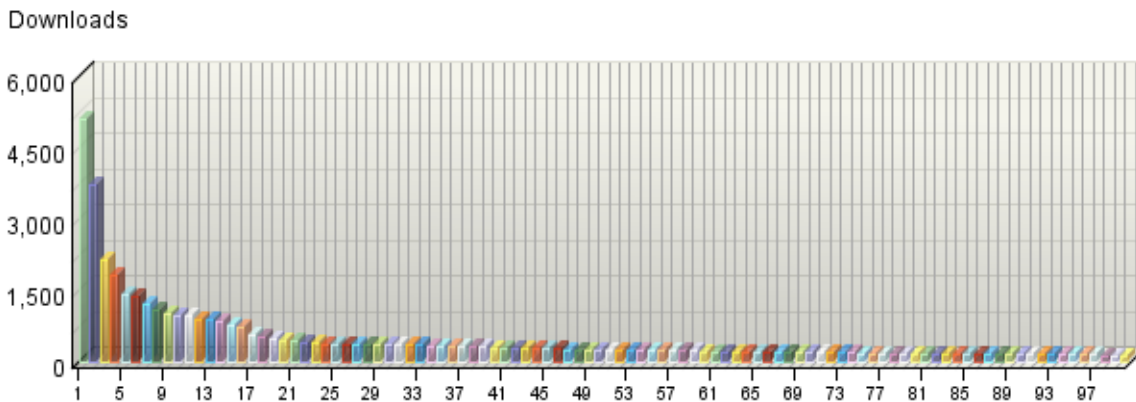
Downloaded Files

This report identifies the most popular files downloaded from your site.

Downloaded Files Trend



Downloaded Files



Downloaded Files

	Downloaded Files	Downloads	% Downloads	Visits
■ 1.	http://es.epa.gov/ncer/nano/publications/whitepaper12022005.pdf	5,103	6.43%	420
■ 2.	http://es.epa.gov/ncer/publications/workshop/pdf/10_26_05proceeding1.pdf	3,711	4.68%	220
■ 3.	http://es.epa.gov/ncer/nano/lectures/zhang0705.pdf	2,148	2.71%	182

	Downloaded Files	Downloads	% Downloads	Visits
4.	http://es.epa.gov/ncer/p3/success/michigan.pdf	1,836	2.31%	139
5.	http://es.epa.gov/ncer/publications/workshop/nano_proceed.pdf	1,430	1.80%	233
6.	http://es.epa.gov/ncer/publications/overview/bioavailability_complete_book.pdf	1,393	1.76%	179
7.	http://es.epa.gov/ncer/publications/biomarkers/Biomarkers_report_2-5-07.pdf	1,214	1.53%	91
8.	http://es.epa.gov/ncer/publications/nano/pdf/Rama.pdf	1,086	1.37%	58
9.	http://es.epa.gov/ncer/publications/search/toxicsbatch.pdf	1,009	1.27%	33
10.	http://es.epa.gov/ncer/publications/workshop/pdf/endocrine_disruptors.pdf	966	1.22%	62
11.	http://es.epa.gov/ncer/publications/workshop/pdf/fnanoproc_092005.pdf	962	1.21%	95
12.	http://es.epa.gov/ncer/publications/workshop/pdf/10_20_05_nanosummary.pdf	894	1.13%	110
13.	http://es.epa.gov/ncer/nano/lectures/merzbacher_05_02_05_presentation.pdf	884	1.11%	119
14.	http://es.epa.gov/ncer/nano/publications/8-18-04/fnanoproc_092005.pdf	846	1.07%	65
15.	http://es.epa.gov/ncer/publications/workshop/microorganisms_drinking_water_proceedings.pdf	765	0.96%	37
16.	http://es.epa.gov/ncer/rfa/2006/sbir_phase1.pdf	711	0.90%	84
17.	http://es.epa.gov/ncer/sbir/success/pdf/stories05.pdf	577	0.73%	88
18.	http://es.epa.gov/ncer/publications/workshop/pdf/10_20_05_dreher_kevin.pdf	545	0.69%	66
19.	http://es.epa.gov/ncer/publications/workshop/biodiversity_proceeding06.pdf	502	0.63%	73
20.	http://es.epa.gov/ncer/sbir/2007factsheet.pdf	434	0.55%	354
21.	http://es.epa.gov/ncer/publications/ncer/ncer_annualreport.pdf	429	0.54%	87
22.	http://es.epa.gov/ncer/publications/meetings/8-23-2005/Gressitt_0915_d3.pdf	422	0.53%	55
23.	http://es.epa.gov/ncer/nano/lectures/maynard_06_13_05_presentation.pdf	386	0.49%	84
24.	http://es.epa.gov/ncer/nano/factsheet/nano_factsheet.pdf	384	0.48%	273
25.	http://es.epa.gov/ncer/publications/workshop/pdf/humanhealthproc.pdf	380	0.48%	33
26.	http://es.epa.gov/ncer/nano/lectures/mcneil_030706.pdf	377	0.48%	104
27.	http://es.epa.gov/ncer/nano/lectures/teague_042505_presentation.pdf	373	0.47%	37

	Downloaded Files	Downloads	% Downloads	Visits
28.	http://es.epa.gov/ncer/publications/meetings/8-23-2005/Daughton_0915_d1.pdf	372	0.47%	25
29.	http://es.epa.gov/ncer/publications/meetings/8-18-04/pdf/drzal_epa-star_08-17-04_(final).pdf	353	0.44%	74
30.	http://es.epa.gov/ncer/science/pm/pm.pdf	351	0.44%	35
31.	http://es.epa.gov/ncer/sbir/success/pdf/success_stories_old.pdf	351	0.44%	40
32.	http://es.epa.gov/ncer/biodiversity/pubs/tre_vol8_306.pdf	350	0.44%	99
33.	http://es.epa.gov/ncer/events/calendar/2007/feb20_2/adams_presentation.pdf	348	0.44%	51
34.	http://es.epa.gov/ncer/publications/workshop/pdf/2003star_human_health_proceedings.pdf	339	0.43%	36
35.	http://es.epa.gov/ncer/publications/workshop/pdf/EE-0484-09.pdf	336	0.42%	35
36.	http://es.epa.gov/ncer/publications/workshop/pdf/EE-0492-02.pdf	326	0.41%	47
37.	http://es.epa.gov/ncer/publications/workshop/pdf/11_03_05_lamberson.pdf	324	0.41%	32
38.	http://es.epa.gov/ncer/nano/publications/2002_august_nano_star_workshop.pdf	322	0.41%	56
39.	http://es.epa.gov/ncer/nano/lectures/roco_04_18_05_presentation.pdf	319	0.40%	39
40.	http://es.epa.gov/ncer/publications/meetings/8-18-04/pdf/epa-winter.pdf	294	0.37%	39
41.	http://es.epa.gov/ncer/publications/meetings/8-23-2005/Black_355_d1.pdf	289	0.36%	37
42.	http://es.epa.gov/ncer/publications/sbir/report.pdf	280	0.35%	56
43.	http://es.epa.gov/ncer/publications/research_results_synthesis/mercury_rpt_final.pdf	279	0.35%	56
44.	http://es.epa.gov/ncer/publications/meetings/8-23-2005/Rubenstein_0850_d3.pdf	277	0.35%	61
45.	http://es.epa.gov/ncer/publications/nano/pdf/BaerEPA-Workshop--SmallParticleChemistry-final.pdf	274	0.35%	36
46.	http://es.epa.gov/ncer/publications/workshop/pdf/EE-0497-02.pdf	265	0.33%	31
47.	http://es.epa.gov/ncer/publications/workshop/pdf/EE-0492-04.pdf	260	0.33%	34
48.	http://es.epa.gov/ncer/publications/workshop/pdf/10_20_05_ruiz_nancy.pdf	258	0.33%	35
49.	http://es.epa.gov/ncer/publications/regions/5/pdf/plewa7_14_2004.pdf	258	0.33%	46

	Downloaded Files	Downloads	% Downloads	Visits
50.	http://es.epa.gov/ncer/publications/meetings/10_26_05/b33westerhoff.pdf	257	0.32%	36
51.	http://es.epa.gov/ncer/events/calendar/2007/feb20_2/schauer_presentation.pdf	256	0.32%	29
52.	http://es.epa.gov/ncer/publications/starreport/starsix.pdf	247	0.31%	70
53.	http://es.epa.gov/ncer/events/calendar/2007/feb20_2/gilliland_presentation.pdf	244	0.31%	33
54.	http://es.epa.gov/ncer/nano/lectures/shah92605.pdf	244	0.31%	61
55.	http://es.epa.gov/ncer/publications/workshop/pdf/EE-0484-04.pdf	234	0.29%	39
56.	http://es.epa.gov/ncer/events/calendar/2007/feb20_2/russell_presentation.pdf	234	0.29%	40
57.	http://es.epa.gov/ncer/science/endocrine/pdf/workshop06/lazorchak.pdf	228	0.29%	32
58.	http://es.epa.gov/ncer/biodiversity/pubs/proc_vol237_2127.pdf	226	0.28%	69
59.	http://es.epa.gov/ncer/publications/workshop/pdf/10_20_05_tratnyet_paul.pdf	226	0.28%	36
60.	http://es.epa.gov/ncer/rfa/forms/NCER_std_form_5-STAR_Grant_applications.pdf	220	0.28%	123
61.	http://es.epa.gov/ncer/publications/meetings/8-18-04/pdf/william_trogler.pdf	218	0.27%	16
62.	http://es.epa.gov/ncer/publications/workshop/pdf/EE-0475-04.pdf	217	0.27%	16
63.	http://es.epa.gov/ncer/nano/lectures/shull_06_27_05_presentation.pdf	213	0.27%	29
64.	http://es.epa.gov/ncer/publications/workshop/globalaquaticceco_60806.pdf	212	0.27%	32
65.	http://es.epa.gov/ncer/publications/workshop/bynd_com_sess2.pdf	210	0.26%	37
66.	http://es.epa.gov/ncer/publications/meetings/8-18-04/pdf/wang.pdf	208	0.26%	28
67.	http://es.epa.gov/ncer/publications/workshop/pdf/10_20_05_diallo_mamadou.pdf	205	0.26%	21
68.	http://es.epa.gov/ncer/events/calendar/2007/feb20_2/kleeman_presentation.pdf	193	0.24%	41
69.	http://es.epa.gov/ncer/publications/science_forum/posters/pdf/2004_callard.pdf	193	0.24%	155
70.	http://es.epa.gov/ncer/publications/workshop/pdf/10_20_05_kargbo_david.pdf	192	0.24%	35
71.	http://es.epa.gov/ncer/publications/workshop/pdf/11_03_05_harwell.pdf	192	0.24%	31
72.	http://es.epa.gov/ncer/events/calendar/2007/feb20_2/liang_presentation.pdf	186	0.23%	36

	Downloaded Files	Downloads	% Downloads	Visits
73.	http://es.epa.gov/ncer/publications/meetings/8-23-2005/finalsummary.pdf	185	0.23%	114
74.	http://es.epa.gov/ncer/publications/meetings/8-23-2005/Eirkson_0915_d2.pdf	184	0.23%	29
75.	http://es.epa.gov/ncer/publications/meetings/8-18-04/pdf/greg_wilson.pdf	179	0.23%	27
76.	http://es.epa.gov/ncer/sbir/report.pdf	178	0.22%	135
77.	http://es.epa.gov/ncer/publications/workshop/pdf/EE-0497-05.pdf	176	0.22%	33
78.	http://es.epa.gov/ncer/events/calendar/2007/feb20_2/jacobson_presentation.pdf	174	0.22%	45
79.	http://es.epa.gov/ncer/events/calendar/2007/feb20_2/lamb_presentation.pdf	171	0.22%	21
80.	http://es.epa.gov/ncer/publications/workshop/pdf/2001_drinking_water.pdf	168	0.21%	24
81.	http://es.epa.gov/ncer/science/endocrine/pdf/workshop06/zoeller.pdf	168	0.21%	21
82.	http://es.epa.gov/ncer/publications/meetings/8-23-2005/Armstrong_150_d2.pdf	167	0.21%	26
83.	http://es.epa.gov/ncer/publications/meetings/9-15-2003/pdf/MartinAtmosphericNanoparticles.pdf	166	0.21%	11
84.	http://es.epa.gov/ncer/publications/meetings/11-30-2005/pmcentersabstract.pdf	163	0.21%	17
85.	http://es.epa.gov/ncer/publications/meetings/8-23-2005/Armbrust_1005_d1.pdf	162	0.20%	29
86.	http://es.epa.gov/ncer/publications/workshop/pdf/EE-0497-04.pdf	162	0.20%	32
87.	http://es.epa.gov/ncer/publications/meetings/11-30-2005/Rochester_PM_Center_Kickoff.pdf	160	0.20%	27
88.	http://es.epa.gov/ncer/publications/search/r4unwstflorida.pdf	158	0.20%	152
89.	http://es.epa.gov/ncer/publications/epa_center_reports/FinalOutput_EaGLENewTools2005.pdf	157	0.20%	79
90.	http://es.epa.gov/ncer/publications/workshop/pdf/10_26_04_valuation_session1.pdf	155	0.20%	17
91.	http://es.epa.gov/ncer/publications/nano/pdf/Hwang.pdf	152	0.19%	25
92.	http://es.epa.gov/ncer/publications/nano/pdf/lamNT-Tox-EPA-NSF-Talk-Breviated.pdf	152	0.19%	37
93.	http://es.epa.gov/ncer/sbir/success/pdf/hydrogen.pdf	151	0.19%	113
94.	http://es.epa.gov/ncer/science/tse/annual.pdf	151	0.19%	36
95.	http://es.epa.gov/ncer/rfa/forms/approved_budget_sheet.pdf	148	0.19%	118

	Downloaded Files	Downloads	% Downloads	Visits
96.	http://es.epa.gov/ncer/publications/meetings/8-23-2005/OConnor_0825_d3.pdf	143	0.18%	28
97.	http://es.epa.gov/ncer/publications/meetings/9-27-2004/pdf/nel.pdf	143	0.18%	23
98.	http://es.epa.gov/ncer/events/calendar/2007/feb20_2/obrist_presentation.pdf	141	0.18%	38
99.	http://es.epa.gov/ncer/publications/meetings/8-18-04/pdf/larsen.pdf	141	0.18%	23
100.	http://es.epa.gov/ncer/rfa/forms/sf424-v2.0.pdf	140	0.18%	121
101.	http://es.epa.gov/ncer/publications/meetings/9-28-2004/pdf/frampton.pdf	139	0.18%	33
102.	http://es.epa.gov/ncer/publications/nano/pdf/GaudianaKonarka_Overview_-_September_8,_2003.pdf	139	0.18%	24
103.	http://es.epa.gov/ncer/publications/workshop/pdf/10_20_05_mach_richard.pdf	138	0.17%	17
104.	http://es.epa.gov/ncer/sbir/success/pdf/vehicle.pdf	135	0.17%	109
105.	http://es.epa.gov/ncer/publications/meetings/12_5_2006/basin.pdf	135	0.17%	22
106.	http://es.epa.gov/ncer/publications/workshop/pdf/logan.pdf	134	0.17%	21
107.	http://es.epa.gov/ncer/publications/meetings/12_5_2006/integrating.pdf	132	0.17%	20
108.	http://es.epa.gov/ncer/publications/workshop/pdf/10_20_05_sedlak_david.pdf	132	0.17%	31
109.	http://es.epa.gov/ncer/publications/workshop/pdf/2003star_mercury_fate_transport_proceedings.pdf	130	0.16%	43
110.	http://es.epa.gov/ncer/science/tse/sos.pdf	130	0.16%	22
111.	http://es.epa.gov/ncer/publications/handouts/ncer_flyer.pdf	129	0.16%	68
112.	http://es.epa.gov/ncer/publications/starreport/starten.pdf	129	0.16%	122
113.	http://es.epa.gov/ncer/publications/meetings/9-9-2003/pdf/philip_berger.pdf	129	0.16%	30
114.	http://es.epa.gov/ncer/biodiversity/pubs/ann_vol27_247.pdf	129	0.16%	110
115.	http://es.epa.gov/ncer/publications/overview/1996_star_waterwatershed_final.pdf	128	0.16%	44
116.	http://es.epa.gov/ncer/publications/meetings/8-23-2005/Glassmeyer_1025_d2.pdf	128	0.16%	29
117.	http://es.epa.gov/ncer/publications/workshop/pdf/EE-0497-06.pdf	127	0.16%	25
118.	http://es.epa.gov/ncer/publications/meetings/9-28-2004/pdf/nel.pdf	127	0.16%	27

	Downloaded Files	Downloads	% Downloads	Visits
119.	http://es.epa.gov/ncer/events/calendar/2007/feb20_2/harley_presentation.pdf	127	0.16%	36
120.	http://es.epa.gov/ncer/events/calendar/2007/feb20_2/jacob_presentation.pdf	126	0.16%	30
121.	http://es.epa.gov/ncer/publications/meetings/8-23-2005/Buzby_300_d2.pdf	126	0.16%	23
122.	http://es.epa.gov/ncer/nano/publications/pm_publications.pdf	125	0.16%	16
123.	http://es.epa.gov/ncer/publications/nano/pdf/Latour Nano-Envir Wkshp.pdf	124	0.16%	16
124.	http://es.epa.gov/ncer/events/calendar/2007/feb20_2/mao_presentation.pdf	120	0.15%	39
125.	http://es.epa.gov/ncer/publications/workshop/pdf/10_26_04_valuation_keynote.pdf	120	0.15%	27
126.	http://es.epa.gov/ncer/science/endocrine/pdf/workshop06/francis.pdf	119	0.15%	17
127.	http://es.epa.gov/ncer/publications/workshop/nsf_epa.pdf	118	0.15%	43
128.	http://es.epa.gov/ncer/science/endocrine/pdf/workshop06/swan.pdf	118	0.15%	16
129.	http://es.epa.gov/ncer/publications/workshop/pdf/EE-0497-01.pdf	117	0.15%	22
130.	http://es.epa.gov/ncer/nano/lectures/moore_06_06_05_presentation.pdf	117	0.15%	36
131.	http://es.epa.gov/ncer/fellow/fellow_news_letter.pdf	115	0.14%	61
132.	http://es.epa.gov/ncer/rfa/forms/keycontacts.pdf	115	0.14%	104
133.	http://es.epa.gov/ncer/publications/meetings/11-30-2005/Samet_final_EPAmtg_12_1_05.pdf	114	0.14%	19
134.	http://es.epa.gov/ncer/publications/workshop/pdf/EE-0484-03.pdf	112	0.14%	21
135.	http://es.epa.gov/ncer/publications/staff/HSRC_rem.pdf	112	0.14%	93
136.	http://es.epa.gov/ncer/publications/workshop/pdf/11_03_05_hargreaves.pdf	111	0.14%	26
137.	http://es.epa.gov/ncer/publications/meetings/8-18-04/pdf/wan_y_shih_epa_grantee_meeting_8-18,21-2004_2.pdf	111	0.14%	19
138.	http://es.epa.gov/ncer/publications/meetings/9-28-2004/pdf/bonham.pdf	110	0.14%	25
139.	http://es.epa.gov/ncer/nano/relevant_meetings/NanotoxicologyMeeting2006.pdf	110	0.14%	51
140.	http://es.epa.gov/ncer/science/tse/decade_innovation.pdf	110	0.14%	24

	Downloaded Files	Downloads	% Downloads	Visits
141.	http://es.epa.gov/ncer/publications/meetings/8-18-04/pdf/lloyd.pdf	109	0.14%	25
142.	http://es.epa.gov/ncer/publications/workshop/pdf/10_20_05_henn_keith.pdf	109	0.14%	29
143.	http://es.epa.gov/ncer/publications/overview/1997_1999_eco_indicators_synthesis.pdf	108	0.14%	26
144.	http://es.epa.gov/ncer/publications/meetings/8-18-04/pdf/bhattacharyya.pdf	108	0.14%	26
145.	http://es.epa.gov/ncer/publications/nano/pdf/sailor2003_EPA_sailor.pdf	108	0.14%	26
146.	http://es.epa.gov/ncer/fellow/posters/ppt/montie_2004_star.pdf	108	0.14%	69
147.	http://es.epa.gov/ncer/publications/workshop/pdf/11_03_05_bridgham.pdf	107	0.13%	19
148.	http://es.epa.gov/ncer/publications/nano/pdf/Zhang.pdf	106	0.13%	19
149.	http://es.epa.gov/ncer/publications/workshop/pdf/shankar.pdf	106	0.13%	22
150.	http://es.epa.gov/ncer/publications/nano/pdf/BatteasNano-Agro.pdf	106	0.13%	19
151.	http://es.epa.gov/ncer/sbir/success/pdf/recovery.pdf	106	0.13%	85
152.	http://es.epa.gov/ncer/publications/regions/5/pdf/finette7_14_2004.pdf	106	0.13%	31
153.	http://es.epa.gov/ncer/sbir/success/pdf/novelliquid.pdf	106	0.13%	69
154.	http://es.epa.gov/ncer/publications/meetings/9-28-2004/pdf/wang.pdf	104	0.13%	29
155.	http://es.epa.gov/ncer/rfa/forms/epaf2006.pdf	104	0.13%	92
156.	http://es.epa.gov/ncer/publications/workshop/pdf/EE-0492-03.pdf	103	0.13%	26
157.	http://es.epa.gov/ncer/fellow/posters/ppt/lafranchi_2004_star.pdf	102	0.13%	50
158.	http://es.epa.gov/ncer/publications/meetings/8-18-04/pdf/wilfred_chen_aug_20.pdf	101	0.13%	16
159.	http://es.epa.gov/ncer/p3/current/instructions.pdf	100	0.13%	71
160.	http://es.epa.gov/ncer/publications/workshop/pdf/EE-0475-07.pdf	100	0.13%	20
161.	http://es.epa.gov/ncer/fellow/fellowforms.pdf	100	0.13%	56
162.	http://es.epa.gov/ncer/publications/workshop/pdf/10_20_05_quinn_jacqueline.pdf	99	0.12%	25
163.	http://es.epa.gov/ncer/publications/workshop/indicatprw00.pdf	98	0.12%	25
164.	http://es.epa.gov/ncer/sbir/success/pdf/handheld.pdf	98	0.12%	85

	Downloaded Files	Downloads	% Downloads	Visits
165.	http://es.epa.gov/ncer/sbir/success/pdf/innovative.pdf	98	0.12%	84
166.	http://es.epa.gov/ncer/publications/meetings/8-23-2005/Smith_325_d2.pdf	98	0.12%	54
167.	http://es.epa.gov/ncer/publications/handouts/conference_flyer.pdf	97	0.12%	80
168.	http://es.epa.gov/ncer/rfa/forms/sf424instructions.pdf	95	0.12%	81
169.	http://es.epa.gov/ncer/publications/meetings/8-18-04/pdf/beaver-2.pdf	95	0.12%	26
170.	http://es.epa.gov/ncer/publications/meetings/8-18-04/pdf/edwin_kan_2.pdf	95	0.12%	20
171.	http://es.epa.gov/ncer/publications/meetings/8-18-04/pdf/sadik_epanano_prez.pdf	95	0.12%	13
172.	http://es.epa.gov/ncer/publications/meetings/8-18-04/pdf/nora_nano_grantees_mtg.pdf	94	0.12%	14
173.	http://es.epa.gov/ncer/publications/workshop/pdf/10_26_04_valuation_session2.pdf	94	0.12%	11
174.	http://es.epa.gov/ncer/rfa/forms/sf424_i.pdf	94	0.12%	80
175.	http://es.epa.gov/ncer/publications/meetings/9-27-2004/pdf/devlin.pdf	93	0.12%	19
176.	http://es.epa.gov/ncer/publications/meetings/9-28-2004/pdf/kanagy.pdf	93	0.12%	26
177.	http://es.epa.gov/ncer/publications/meetings/8-18-04/pdf/EPA2004Goerge_Chumanov.pdf	93	0.12%	18
178.	http://es.epa.gov/ncer/fellow/posters/ppt/criscione_2004_star.pdf	92	0.12%	55
179.	http://es.epa.gov/ncer/science/endocrine/pdf/workshop06/holt.pdf	92	0.12%	17
180.	http://es.epa.gov/ncer/publications/nano/pdf/epa.pdf	91	0.11%	19
181.	http://es.epa.gov/ncer/events/calendar/2007/feb20_2/hemming_presentation.pdf	91	0.11%	25
182.	http://es.epa.gov/ncer/publications/factsheets/gleifinal05.pdf	90	0.11%	49
183.	http://es.epa.gov/ncer/publications/nano/pdf/MartinAtmosphericNanoparticles.pdf	89	0.11%	6
184.	http://es.epa.gov/ncer/publications/workshop/pdf/11_03_05_novotny.pdf	89	0.11%	22
185.	http://es.epa.gov/ncer/events/calendar/2003/june23/7th_green_chem.pdf	88	0.11%	12
186.	http://es.epa.gov/ncer/publications/regions/5/pdf/johnson7_14_2004.pdf	88	0.11%	19
187.	http://es.epa.gov/ncer/publications/workshop/pdf/EE-0492-01.pdf	87	0.11%	37
188.	http://es.epa.gov/ncer/publications/search/wastebatch.pdf	87	0.11%	4

	Downloaded Files	Downloads	% Downloads	Visits
189.	http://es.epa.gov/ncer/rfa/forms/sf424i_instructions.pdf	87	0.11%	64
190.	http://es.epa.gov/ncer/publications/starreport/starone.pdf	86	0.11%	80
191.	http://es.epa.gov/ncer/publications/workshop/pdf/2002_decision_making_proceedings.pdf	86	0.11%	43
192.	http://es.epa.gov/ncer/publications/meetings/8-18-04/pdf/karn-nanograntees-8-04.pdf	86	0.11%	21
193.	http://es.epa.gov/ncer/publications/workshop/pdf/2001_water_watersheds.pdf	86	0.11%	12
194.	http://es.epa.gov/ncer/science/endocrine/pdf/workshop06/ferguson.pdf	85	0.11%	21
195.	http://es.epa.gov/ncer/publications/meetings/8-18-04/pdf/wilfred_chen_2.pdf	85	0.11%	13
196.	http://es.epa.gov/ncer/publications/epa_center_reports/FinalDraft-A CEINC-NewIndicators.pdf	84	0.11%	49
197.	http://es.epa.gov/ncer/publications/workshop/pdf/10_20_05_lowry_greg.pdf	83	0.10%	16
198.	http://es.epa.gov/ncer/fellow/gro/epa_mai_survey_report_final.pdf	83	0.10%	82
199.	http://es.epa.gov/ncer/sbir/success/pdf/newcoating.pdf	83	0.10%	73
200.	http://es.epa.gov/ncer/publications/starreport/starfive.pdf	83	0.10%	77
	Other	22,500	28.36%	15,455
	Total	79,326	100.00%	26,145

items 1-200 of 200

Downloaded Files - Help Card



Column Definitions

Files

The path and filename of the file being analyzed.

Downloads

Number of times the specified file was downloaded by a visitor. If an error occurred during a transfer, the transfer is not counted. Note that downloaded PDF files may cause an inflated count.

Visits

Number of visits that accessed the specified files. A visit is a series of actions that begins when a visitor views their first page from the server, and ends when the visitor leaves the site or remains idle beyond the idle-time limit. The default idle-time limit is thirty minutes. This time limit can be changed by the system administrator.



Report Descriptions

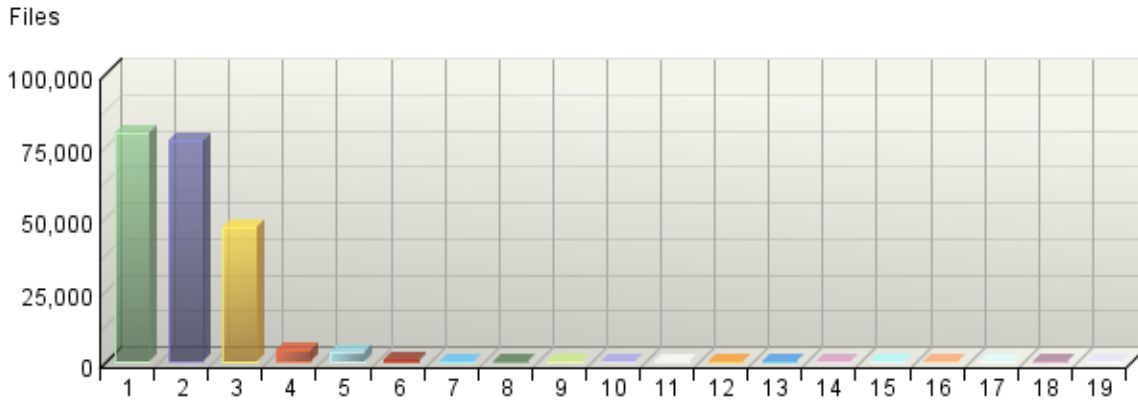
If you are using an SDC data source, then this report is not applicable.

This information shows you the most popular downloadable files on your web site. Files that don't appear on the list, or appear low on the list, may require maintenance such as decreasing the file size, improving link placement, or elimination to make room for more popular content.

Accessed File Types

This report identifies the types of files accessed on your site and the total number of kilobytes of data transferred for each file type. Cached requests and erred hits are excluded from the totals.

Accessed File Types by Files



Accessed File Types

File Type	Files	% Files	Kbytes Transferred
1. html	79,595	37.67%	3,576,875
2. pdf	76,903	36.40%	15,997,775
3. htm	46,397	21.96%	1,020,927
4. ppt	4,233	2.00%	13,275,192
5. swf	3,260	1.54%	118,213
6. doc	446	0.21%	32,800
7. scc	95	0.04%	38
8. mov	79	0.04%	226,763
9. wpd	70	0.03%	2,797
10. map	65	0.03%	12
11. rm	34	0.02%	94,330
12. mpg	34	0.02%	21,170
13. eps	16	0.01%	6,199
14. hold	15	0.01%	639
15. sit	9	0.00%	162
16. wp5	9	0.00%	299
17. zip	4	0.00%	1,607
18. jbf	4	0.00%	160

	File Type	Files	% Files	Kbytes Transferred
■ 19.	db	1	0.00%	144
	Total	211,269	100.00%	34,376,092

items 1-19 of 19

Accessed File Types - Help Card



Column Definitions

File Type

Identifies types of files by their file extension. For example, a file named graphic.gif is identified as type "gif."

Files

Number of files of the specified type accessed by visitors to your site.

Kbytes Transferred

Number of kilobytes of data transferred for all files of the specified type.



Report Descriptions

This report provides general statistics for the type of data that visitors access on your site.

Uploaded Files

This report identifies the most popular files uploaded from a client to your servers using FTP PUT, HTTP PUT, or HTTP POST.

Uploaded Files

No data is available for this graph.

Uploaded Files

No data is available for this table.

Uploaded Files - Help Card



Column Definitions

Files

The path and filename of the uploaded file being analyzed. Uploaded files correspond to a POST entry in the web server log file. If the field names are provided, then you will find the uploaded files listed in the METHOD field.

Visits

Number of visits to your site where the specified file was uploaded to your servers. A visit is a series of actions that begins when a visitor views their first page from the server, and ends when the visitor leaves the site or remains idle beyond the idle-time limit. The default idle-time limit is thirty minutes. This time limit can be changed by the system administrator.

Uploads

Number of times the specified file was uploaded to your site. If an error occurred during a transfer, the transfer is not counted.



Report Descriptions

If you are using an SDC data source, then this report is not applicable.

This report presents information on files that were uploaded to your servers during the period of the report. You may want to run virus scans on uploaded files.