

## NCER Monthly Statistics

Monthly View: December 2006

December 1, 2006 12:00:00 AM – December 31, 2006 11:59:53 PM

This report was generated by WebTrends 7 - Enterprise, Version: 7.5, Build: 16366 .  
Tuesday, January 9, 2007 11:30:07 AM  
Final report conversion by WebTrends Report Exporter, Version 7.5 (build 16363)

*Copyright (C) 1996-2005 WebTrends Inc. All rights reserved.*

# Table of Contents

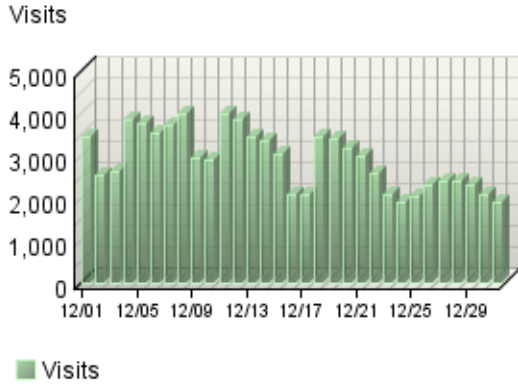
Overview Dashboard .....	1
Visitors Dashboard .....	3
Pages Dashboard .....	6
Navigation Dashboard .....	8
Technical Dashboard .....	9
Activity Dashboard .....	11
Browsers and Platforms Dashboard .....	13
Visitors Dashboard .....	15
Top Visitors .....	18
New vs. Return Visits .....	32
Visitors by Number of Visits .....	34
Visitors Trend .....	36
Visits Trend .....	42
Organizations .....	44
Authenticated Usernames .....	86
Domain Names .....	88
Top-Level Domain Types .....	95
Geography Dashboard .....	98
Regions .....	99
Countries .....	101
North American States and Provinces .....	107
Cities .....	110
Pages Dashboard .....	117
Pages .....	119
Content Groups .....	148
Directories .....	150
Files Dashboard .....	153

Downloaded Files .....	154
Accessed File Types .....	165
Uploaded Files .....	167

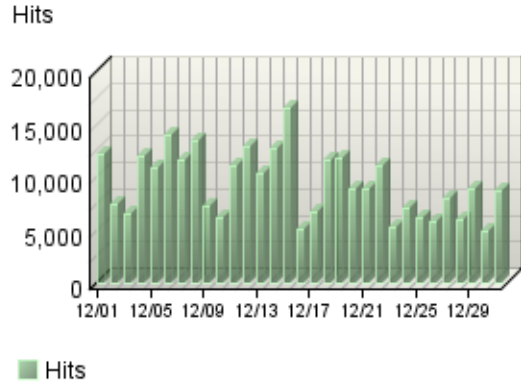
# Overview Dashboard

This displays key graphs and tables that provide an overview of the entire report. When viewing through the on-demand interface, you can click on the title of a graph or table to navigate to the corresponding page.

**Visits Trend**



**Hits Trend**



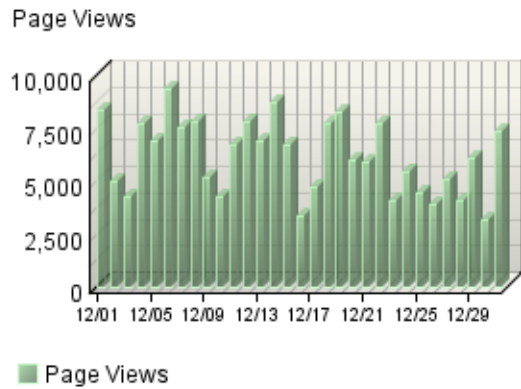
**Visitor Summary**

Visitors	37,829
Visitors Who Visited Once	31,916
Visitors Who Visited More Than Once	5,913
Average Visits per Visitor	2.39

**Visit Summary**

Visits	90,369
Average per Day	2,915
Average Visit Duration	00:11:53
Median Visit Duration	00:01:52
International Visits	18.09%
Visits of Unknown Origin	0.00%
Visits from Your Country: United States (US)	81.91%

**Page Views Trend**



**Hit Summary**

Successful Hits for Entire Site	290,593
Average Hits per Day	9,373
Home Page Hits	3,883

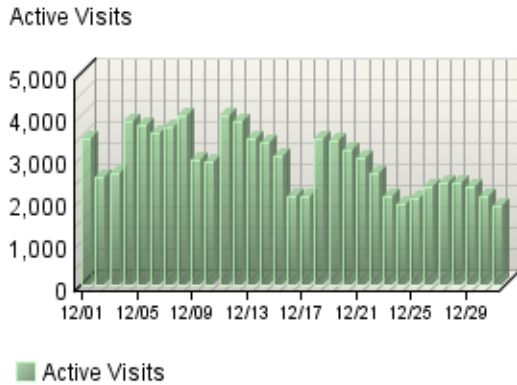
**Page View Summary**

Page Views	190,772
Average per Day	6,153
Average Page Views per Visit	2.11

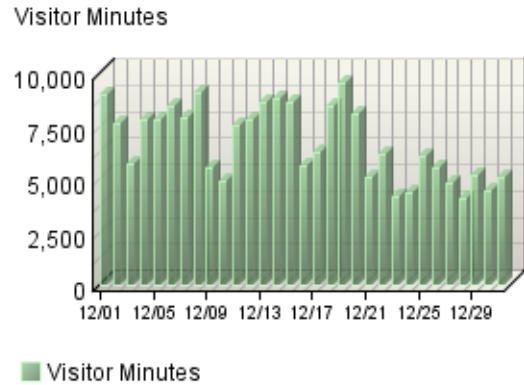
# Visitors Dashboard

This displays key graphs and tables that provide an overview of the Visitors chapter. When viewing through the on-demand interface, you can click on the title of a graph or table to navigate to the corresponding page.

**Active Visits Trend**



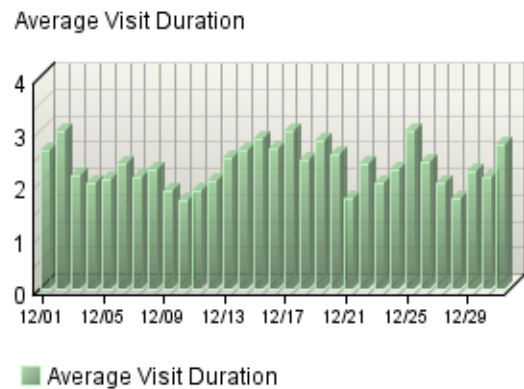
**Visitor Minutes Trend**



**Visitor Summary**

Visitors	37,829
Visitors Who Visited Once	31,916
Visitors Who Visited More Than Once	5,913
Average Visits per Visitor	2.39

**Average Length of Visit Trend**

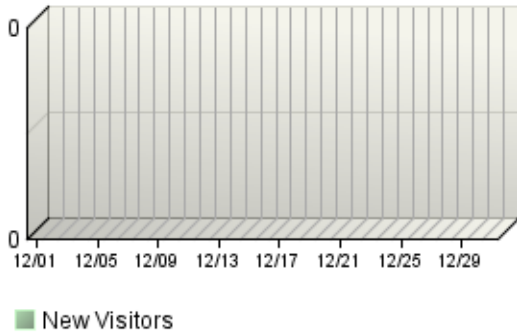


**Visit Summary**

Visits	90,369
Average per Day	2,915
Average Visit Duration	00:11:53
Median Visit Duration	00:01:52
International Visits	18.09%
Visits of Unknown Origin	0.00%
Visits from Your Country: United States (US)	81.91%

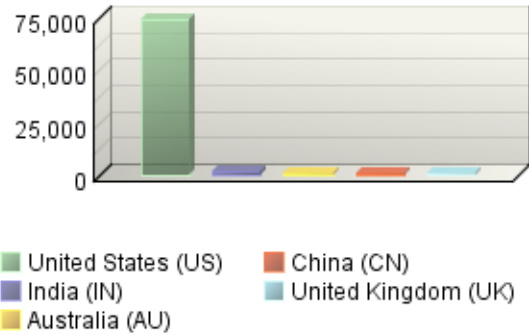
### New Visitors Trend

New Visitors



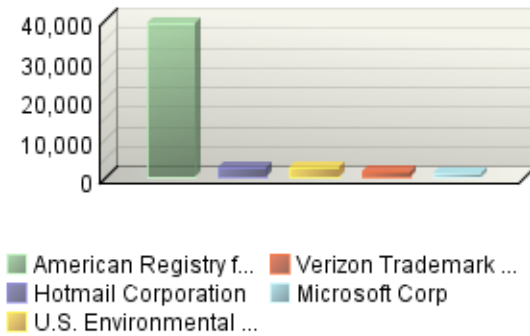
### Countries

Visits



### Organizations

Visits

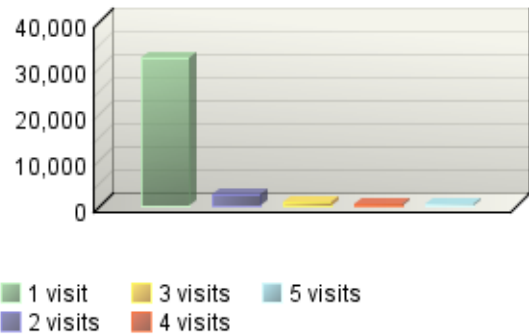


### Authenticated Usernames

No data is available for this graph.

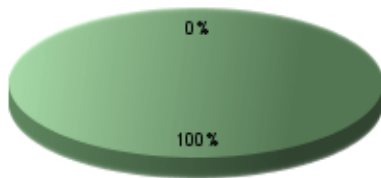
### Visitors by Number of Visits

Visitors



### New vs. Return Visits

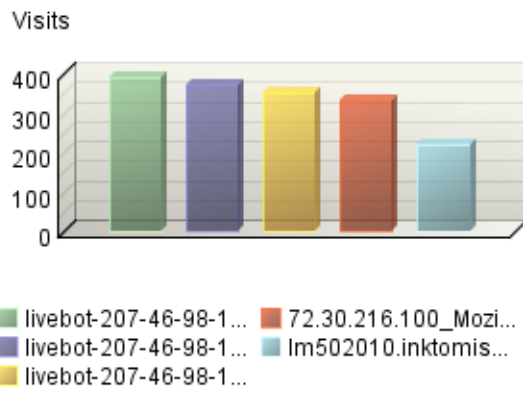
Visits



- Returning Visitors
- Visitors Not Accepting Cookies



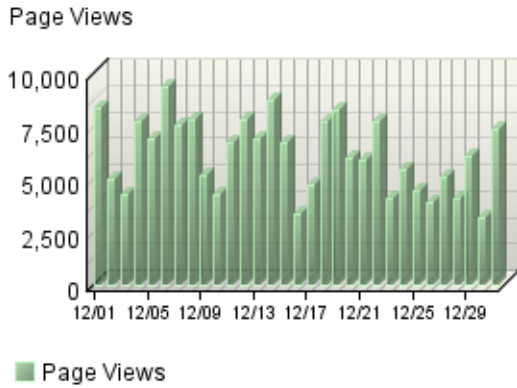
### Top Visitors



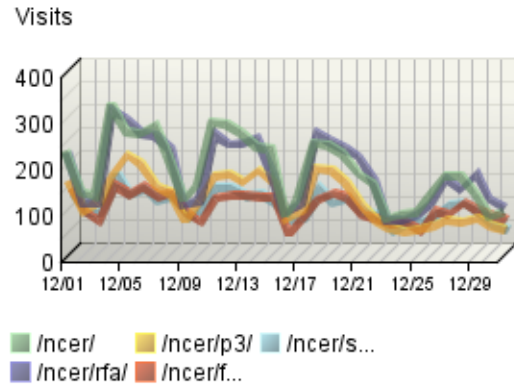
# Pages Dashboard

This displays key graphs and tables that provide an overview of the Pages chapter. When viewing through the on-demand interface, you can click on the title of a graph or table to navigate to the corresponding page.

**Page Views Trend**



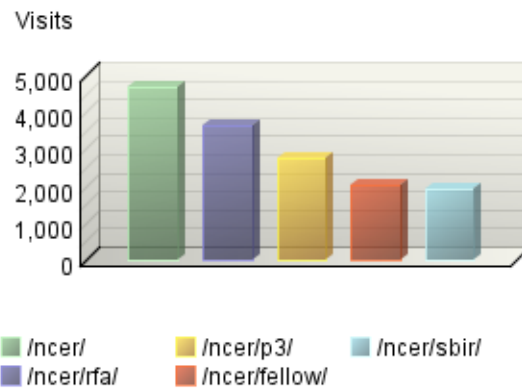
**Pages Trend**



**Content Groups**

No data is available for this graph.

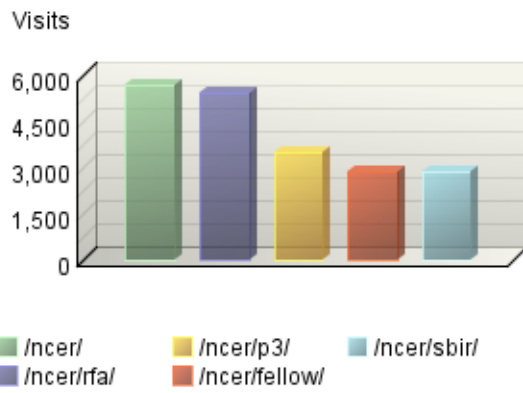
**Entry Pages**



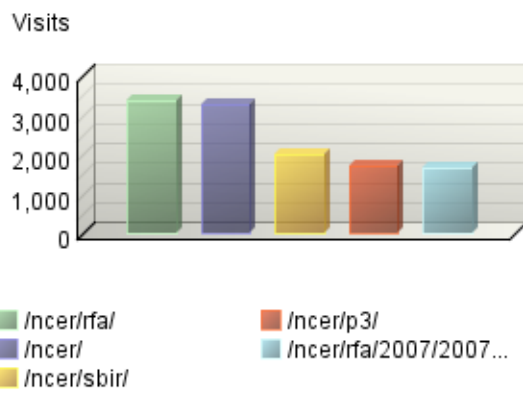
**Page View Summary**

Page Views	190,772
Average per Day	6,153
Average Page Views per Visit	2.11

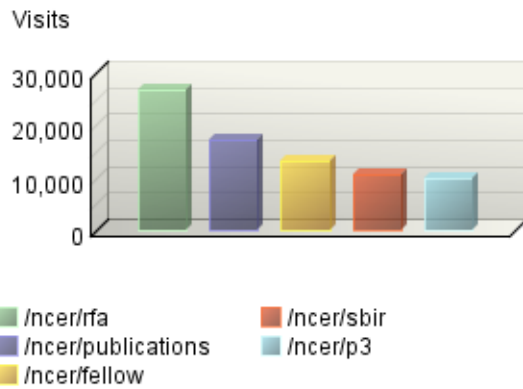
### Pages



### Exit Pages



### Directories

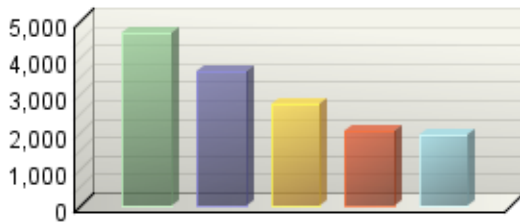


# Navigation Dashboard

This dashboard summarizes important information related to online navigation.

### Entry Pages

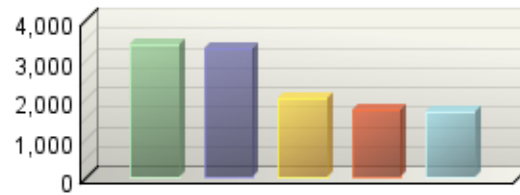
Visits



**/ncer/**      **/ncer/p3/**      **/ncer/sbir/**  
**/ncer/rfa/**      **/ncer/fellow/**

### Exit Pages

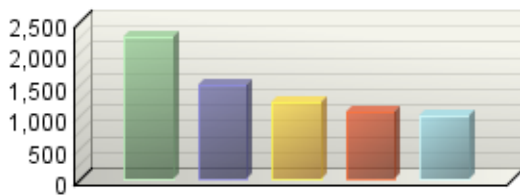
Visits



**/ncer/rfa/**      **/ncer/p3/**  
**/ncer/**      **/ncer/rfa/2007/2007...**  
**/ncer/sbir/**

### Single-Page Visits

Visits



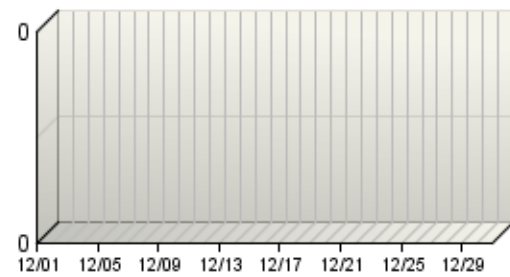
**/ncer/rfa/**      **/ncer/sbir/**  
**/ncer/**      **/ncer/rfa/2007/2007...**  
**/ncer/p3/**

# Technical Dashboard

This dashboard summarizes important information related to online technical activity.

## Average Time to Serve Pages

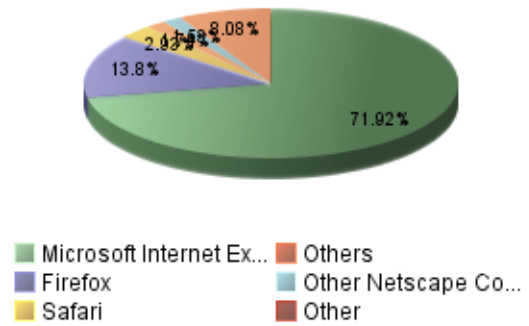
Average Time to Serve



■ Average Time to Serve

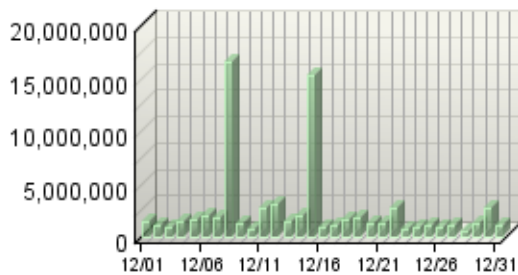
## Browsers by Version

Visits



## Bandwidth: Kbytes Transferred Trend

Kbytes Transferred

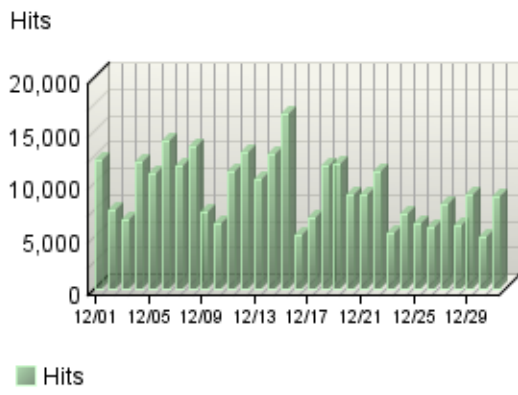


■ Kbytes Transferred

## Technical Summary

Total Hits	318,791
Successful Hits	290,593
Successful Hits (as Percent)	91.15%
Failed Hits	28,198
Failed Hits (as Percent)	8.85%
Cached Hits	37,338
Cached Hits (as Percent)	11.71%

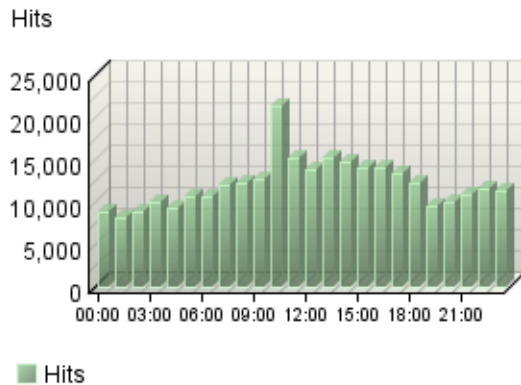
### Hits Trend



# Activity Dashboard

This displays key graphs and tables that provide an overview of the Activity chapter. When viewing through the on-demand interface, you can click on the title of a graph or table to navigate to the corresponding page.

**Hits by Hour of the Day**



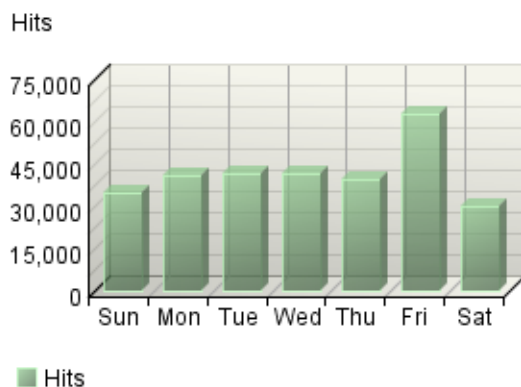
**Least Active Summary**

Least Active Date	12/30/06
Number of Hits on Least Active Date	4,822
Least Active Day of the Week	Saturday
Least Active Hour of the Day	01:00-01:59

**Activity on Weekdays Summary**

Total Hits Weekdays	225,552
Total Visits Weekdays	67,201
Average Number of Visits per day on Weekdays	3,200
Average Number of Hits per day on Weekdays	10,740

**Hits by Day of the Week**



**Activity on Weekends Summary**

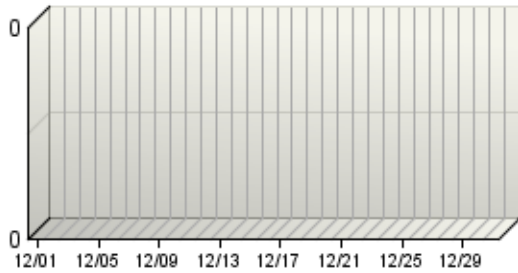
Total Hits Weekend	65,041
Total Visits Weekend	23,168
Average Number of Visits per Weekend	4,633
Average Number of Hits per Weekend	13,008

**Most Active Summary**

Most Active Date	12/15/06
Number of Hits on Most Active Date	16,634
Most Active Day of the Week	Friday
Most Active Hour of the Day	10:00-10:59

### Average Time to Serve Pages

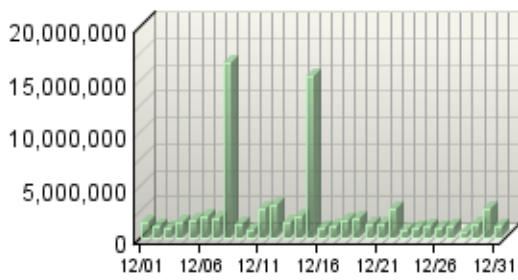
Average Time to Serve



■ Average Time to Serve

### Bandwidth: Kbytes Transferred Trend

Kbytes Transferred



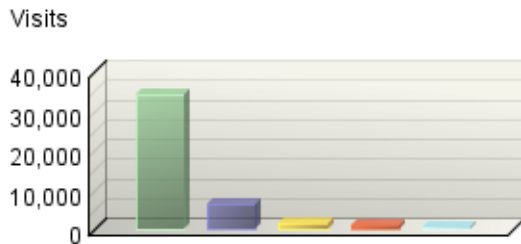
■ Kbytes Transferred



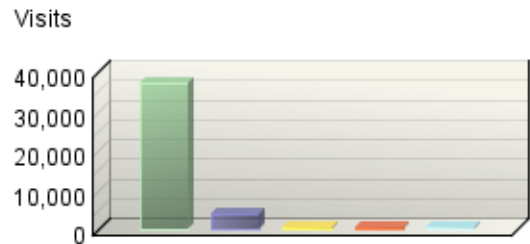
# Browsers and Platforms Dashboard

This displays key graphs and tables that provide an overview of the Browsers and Platforms chapter. When viewing through the on-demand interface, you can click on the title of a graph or table to navigate to the corresponding page.

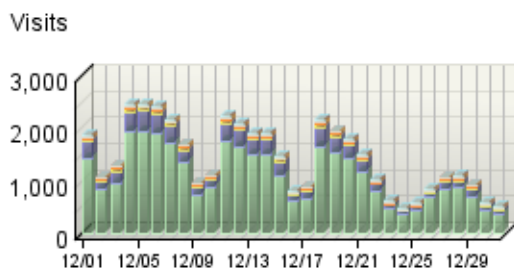
## Browsers



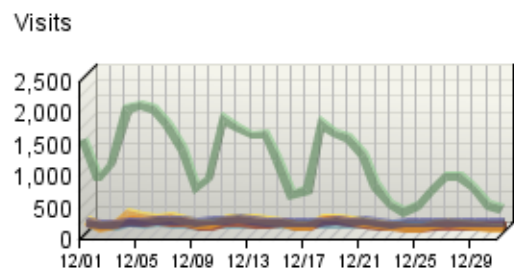
## Spiders



## Browsers Trend



## Platforms Trend



## WAP Devices

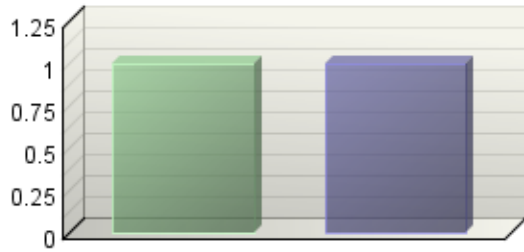
No data is available for this graph.

## Palm Devices

No data is available for this graph.

### WAP Browsers

Visits



■ Nokia WAP Browser ■ QC UP Browser

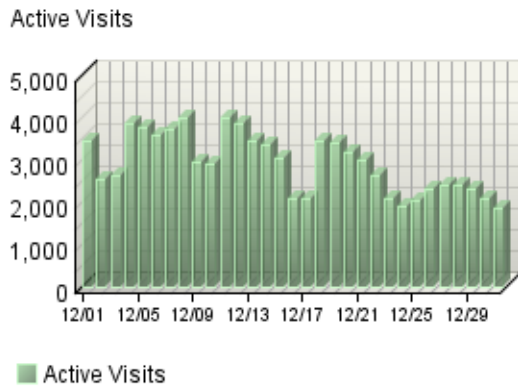
### Palm Browsers

No data is available for this graph.

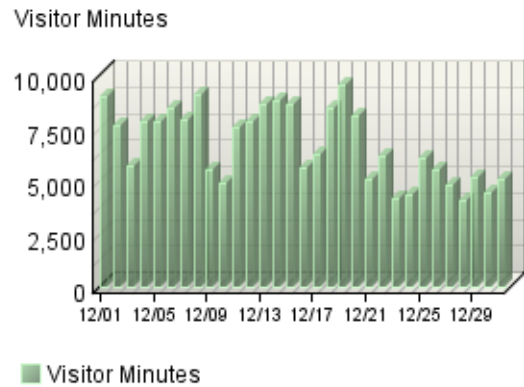
# Visitors Dashboard

This displays key graphs and tables that provide an overview of the Visitors chapter. When viewing through the on-demand interface, you can click on the title of a graph or table to navigate to the corresponding page.

**Active Visits Trend**



**Visitor Minutes Trend**



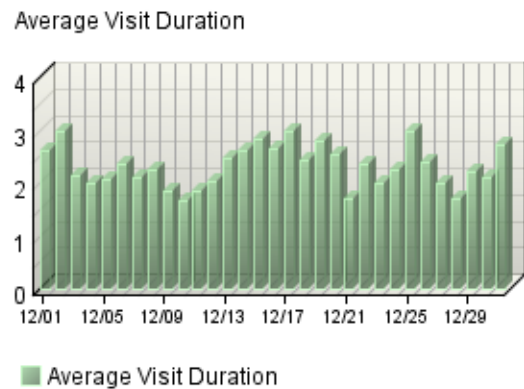
**Visitor Summary**

Visitors	37,829
Visitors Who Visited Once	31,916
Visitors Who Visited More Than Once	5,913
Average Visits per Visitor	2.39

**Visit Summary**

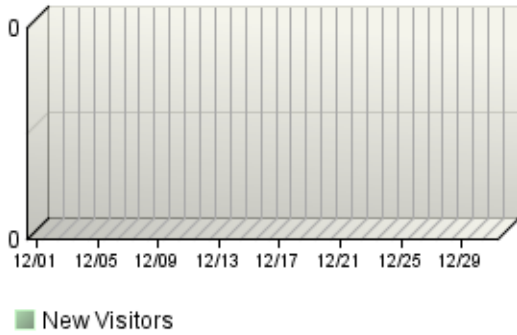
Visits	90,369
Average per Day	2,915
Average Visit Duration	00:11:53
Median Visit Duration	00:01:52
International Visits	18.09%
Visits of Unknown Origin	0.00%
Visits from Your Country: United States (US)	81.91%

**Average Length of Visit Trend**



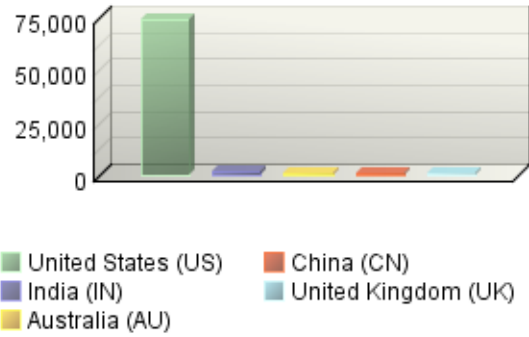
### New Visitors Trend

New Visitors



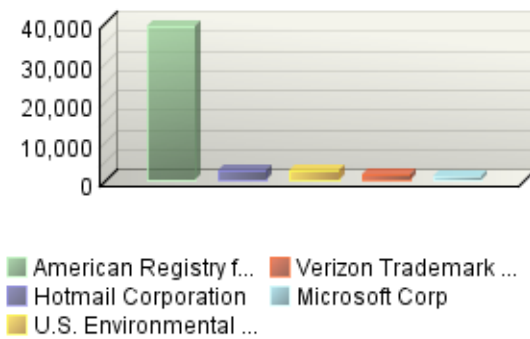
### Countries

Visits



### Organizations

Visits

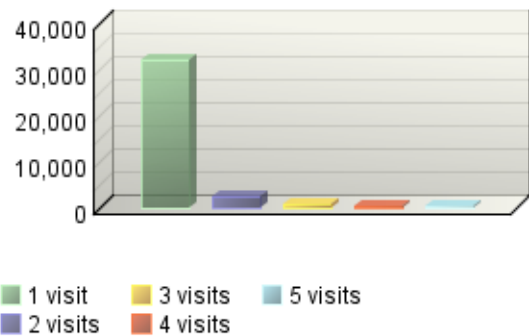


### Authenticated Usernames

No data is available for this graph.

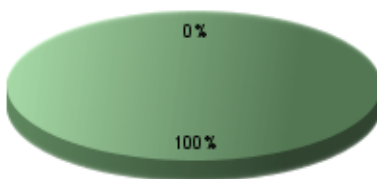
### Visitors by Number of Visits

Visitors



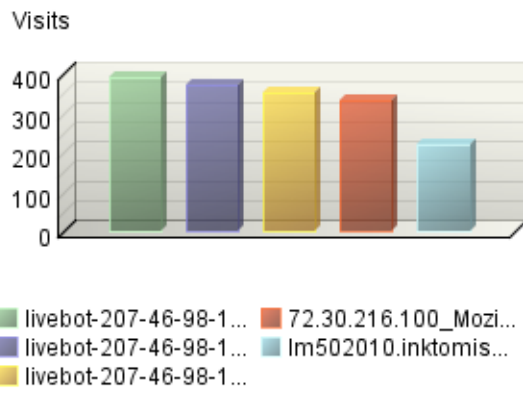
### New vs. Return Visits

Visits



- Returning Visitors
- Visitors Not Accepting Cookies

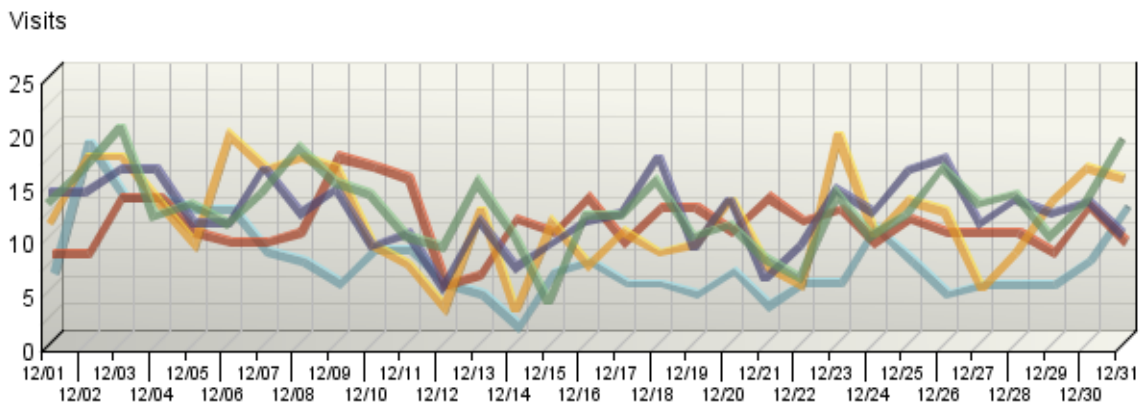
### Top Visitors



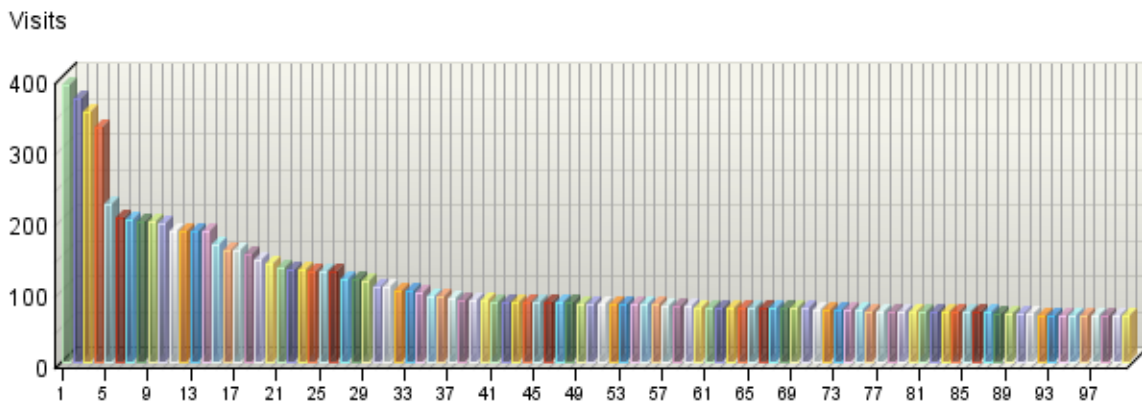
# Top Visitors

This report identifies the IP address, domain name, or cookie of each visitor, and identifies the visitor's activity level on the site. If you use cookies to track visits, WebTrends can differentiate between hits from different visitors with the same IP address.

**Top Visitors Trend**



**Top Visitors**



**Top Visitors**

	Visitor	Visits	% Visits	Hits
■ 1.	livebot-207-46-98-147.search.live.com_msnbot/1.0 (+http://search.msn.com/msnbot.htm)	389	0.43%	1,588
■ 2.	livebot-207-46-98-148.search.live.com_msnbot/1.0 (+http://search.msn.com/msnbot.htm)	370	0.41%	1,502

	<b>Visitor</b>	<b>Visits</b>	<b>% Visits</b>	<b>Hits</b>
3.	livebot-207-46-98-149.search.live.com_msnbot/1.0 (+http://search.msn.com/msnbot.htm)	350	0.39%	1,604
4.	72.30.216.100_Mozilla/5.0 (compatible; Yahoo! Slurp; http://help.yahoo.com/help/us/ysearch/slurp)	331	0.37%	383
5.	lm502010.inktomisearch.com_Mozilla/5.0 (compatible; Yahoo! Slurp; http://help.yahoo.com/help/us/ysearch/slurp)	221	0.24%	298
6.	livebot-65-55-210-90.search.live.com_msnbot/1.0 (+http://search.msn.com/msnbot.htm)	202	0.22%	2,049
7.	lm502019.inktomisearch.com_Mozilla/5.0 (compatible; Yahoo! Slurp; http://help.yahoo.com/help/us/ysearch/slurp)	201	0.22%	242
8.	livebot-65-55-210-97.search.live.com_msnbot/1.0 (+http://search.msn.com/msnbot.htm)	198	0.22%	2,233
9.	BOSTON.LTI.CS.CMU.EDU_Wget/1.9+cvs-stable (Red Hat modified)	198	0.22%	1,596
10.	65.55.210.92_msnbot/1.0 (+http://search.msn.com/msnbot.htm)	195	0.22%	2,032
11.	lm502038.inktomisearch.com_Mozilla/5.0 (compatible; Yahoo! Slurp; http://help.yahoo.com/help/us/ysearch/slurp)	185	0.20%	266
12.	crawl5.exabot.com_Exabot/3.0	184	0.20%	242
13.	livebot-65-55-210-95.search.live.com_msnbot/1.0 (+http://search.msn.com/msnbot.htm)	183	0.20%	2,158
14.	livebot-65-55-210-93.search.live.com_msnbot/1.0 (+http://search.msn.com/msnbot.htm)	183	0.20%	2,090
15.	8a.82.3845.static.theplanet.com_Factbot 1.09 (see http://www.factbites.com/webmasters.php)	166	0.18%	246
16.	livebot-65-55-210-94.search.live.com_msnbot/1.0 (+http://search.msn.com/msnbot.htm)	158	0.17%	1,557
17.	64.4.8.137_msnbot/1.0 (+http://search.msn.com/msnbot.htm)	156	0.17%	276
18.	livebot-65-55-210-91.search.live.com_msnbot/1.0 (+http://search.msn.com/msnbot.htm)	151	0.17%	1,630
19.	205.150.150.18_Mozilla/4.0 (compatible; MSIE 6.0; Windows NT 5.1)	144	0.16%	206
20.	lm502004.inktomisearch.com_Mozilla/5.0 (compatible; Yahoo! Slurp; http://help.yahoo.com/help/us/ysearch/slurp)	137	0.15%	142
21.	naterawlbloc01.net.m1.fti.net_Mozilla/4.0 (compatible; MSIE 5.0; Windows 95) VoilaBot BETA 1.2 (http://www.voila.com/)	133	0.15%	229
22.	naterawlbloc03.net.m1.fti.net_Mozilla/4.0 (compatible; MSIE 5.0; Windows 95) VoilaBot BETA 1.2 (http://www.voila.com/)	131	0.14%	188

	Visitor	Visits	% Visits	Hits
23.	livebot-65-55-210-89.search.live.com_msnbot/1.0 (+http://search.msn.com/msnbot.htm)	129	0.14%	1,207
24.	by1sch4041913.phx.gbl_msnbot/1.0 (+http://search.msn.com/msnbot.htm)	128	0.14%	221
25.	66-195-172-130.static.twtelecom.net_Mozilla/4.0 (compatible; MSIE 5.5; Windows NT 5.0) Fetch API Request	128	0.14%	2,177
26.	livebot-65-55-213-109.search.live.com_msnbot-media/1.0 (+http://search.msn.com/msnbot.htm)	128	0.14%	902
27.	lm502011.inktomisearch.com_Mozilla/5.0 (compatible; Yahoo! Slurp; http://help.yahoo.com/help/us/ysearch/slurp)	117	0.13%	121
28.	72.30.226.141_Mozilla/5.0 (compatible; Yahoo! Slurp; http://help.yahoo.com/help/us/ysearch/slurp)	116	0.13%	124
29.	lm502022.inktomisearch.com_Mozilla/5.0 (compatible; Yahoo! Slurp; http://help.yahoo.com/help/us/ysearch/slurp)	113	0.13%	126
30.	134.67.34.12_Mozilla/4.0 (compatible; MSIE 6.0; Windows NT 5.1; SV1)	106	0.12%	598
31.	egspd42212.ask.com_Mozilla/2.0 (compatible; Ask Jeeves/Teoma; +http://about.ask.com/en/docs/about/webmasters.shtml)	105	0.12%	142
32.	livebot-65-55-214-183.search.live.com_msnbot-Products/1.0 (+http://search.msn.com/msnbot.htm)	99	0.11%	262
33.	lj611904.inktomisearch.com_Mozilla/5.0 (compatible; Yahoo! Slurp; http://help.yahoo.com/help/us/ysearch/slurp)	99	0.11%	103
34.	74.6.70.231_Mozilla/5.0 (compatible; Yahoo! Slurp; http://help.yahoo.com/help/us/ysearch/slurp)	97	0.11%	99
35.	74.6.73.250_Mozilla/5.0 (compatible; Yahoo! Slurp; http://help.yahoo.com/help/us/ysearch/slurp)	93	0.10%	127
36.	lm502018.inktomisearch.com_Mozilla/5.0 (compatible; Yahoo! Slurp; http://help.yahoo.com/help/us/ysearch/slurp)	91	0.10%	92
37.	198-76-172-91.cos.com_libwww-perl/5.805	89	0.10%	172
38.	lj611525.inktomisearch.com_Mozilla/5.0 (compatible; Yahoo! Slurp; http://help.yahoo.com/help/us/ysearch/slurp)	87	0.10%	92
39.	lj611863.inktomisearch.com_Mozilla/5.0 (compatible; Yahoo! Slurp; http://help.yahoo.com/help/us/ysearch/slurp)	87	0.10%	90
40.	71-13-115-117.static.mdsn.wi.charter.com_bot/1.0 (bot; http://; bot@bot.bot)	86	0.10%	480
41.	lj611290.inktomisearch.com_Mozilla/5.0 (compatible; Yahoo! Slurp; http://help.yahoo.com/help/us/ysearch/slurp)	85	0.09%	90



	<b>Visitor</b>	<b>Visits</b>	<b>% Visits</b>	<b>Hits</b>
42.	lj611117.inktomisearch.com_Mozilla/5.0 (compatible; Yahoo! Slurp; http://help.yahoo.com/help/us/ysearch/slurp)	85	0.09%	121
43.	lj611913.inktomisearch.com_Mozilla/5.0 (compatible; Yahoo! Slurp; http://help.yahoo.com/help/us/ysearch/slurp)	85	0.09%	89
44.	64.62.136.205_Twiceler www.cuill.com/twiceler/robot.html	85	0.09%	97
45.	lj611469.inktomisearch.com_Mozilla/5.0 (compatible; Yahoo! Slurp; http://help.yahoo.com/help/us/ysearch/slurp)	84	0.09%	130
46.	lj611531.inktomisearch.com_Mozilla/5.0 (compatible; Yahoo! Slurp; http://help.yahoo.com/help/us/ysearch/slurp)	84	0.09%	152
47.	lj612296.inktomisearch.com_Mozilla/5.0 (compatible; Yahoo! Slurp; http://help.yahoo.com/help/us/ysearch/slurp)	83	0.09%	87
48.	lj611041.inktomisearch.com_Mozilla/5.0 (compatible; Yahoo! Slurp; http://help.yahoo.com/help/us/ysearch/slurp)	83	0.09%	87
49.	lj611187.inktomisearch.com_Mozilla/5.0 (compatible; Yahoo! Slurp; http://help.yahoo.com/help/us/ysearch/slurp)	82	0.09%	111
50.	lj612305.inktomisearch.com_Mozilla/5.0 (compatible; Yahoo! Slurp; http://help.yahoo.com/help/us/ysearch/slurp)	82	0.09%	85
51.	lj611735.inktomisearch.com_Mozilla/5.0 (compatible; Yahoo! Slurp; http://help.yahoo.com/help/us/ysearch/slurp)	82	0.09%	120
52.	lj611747.inktomisearch.com_Mozilla/5.0 (compatible; Yahoo! Slurp; http://help.yahoo.com/help/us/ysearch/slurp)	81	0.09%	97
53.	134.67.99.162_NLESE USEPA	81	0.09%	3,398
54.	bl1sch2083018.phx.gbl_msnbot/1.0 (+http://search.msn.com/msnbot.htm)	80	0.09%	111
55.	lm502000.inktomisearch.com_Mozilla/5.0 (compatible; Yahoo! Slurp; http://help.yahoo.com/help/us/ysearch/slurp)	80	0.09%	81
56.	220.181.19.173_sogou spider	80	0.09%	218
57.	lj611484.inktomisearch.com_Mozilla/5.0 (compatible; Yahoo! Slurp; http://help.yahoo.com/help/us/ysearch/slurp)	79	0.09%	116
58.	livebot-65-55-215-20.search.live.com_msnbot/1.0 (+http://search.msn.com/msnbot.htm)	79	0.09%	221
59.	lj611470.inktomisearch.com_Mozilla/5.0 (compatible; Yahoo! Slurp; http://help.yahoo.com/help/us/ysearch/slurp)	79	0.09%	82

	Visitor	Visits	% Visits	Hits
60.	lj611898.inktomisearch.com_Mozilla/5.0 (compatible; Yahoo! Slurp; http://help.yahoo.com/help/us/ysearch/slurp)	77	0.09%	84
61.	66.196.123.40_YahooSeeker/CafeKelsa (compatible; Konqueror/3.2; FreeBSD ; http://help.yahoo.com/help/hotjobs/webmaster) (KHTML, like Gecko)	77	0.09%	2,833
62.	74.6.69.202_Mozilla/5.0 (compatible; Yahoo! Slurp; http://help.yahoo.com/help/us/ysearch/slurp)	77	0.09%	87
63.	lj611402.inktomisearch.com_Mozilla/5.0 (compatible; Yahoo! Slurp; http://help.yahoo.com/help/us/ysearch/slurp)	77	0.09%	80
64.	lj602282.inktomisearch.com_Mozilla/5.0 (compatible; Yahoo! Slurp; http://help.yahoo.com/help/us/ysearch/slurp)	76	0.08%	101
65.	lj611476.inktomisearch.com_Mozilla/5.0 (compatible; Yahoo! Slurp; http://help.yahoo.com/help/us/ysearch/slurp)	76	0.08%	82
66.	lj611985.inktomisearch.com_Mozilla/5.0 (compatible; Yahoo! Slurp; http://help.yahoo.com/help/us/ysearch/slurp)	76	0.08%	108
67.	lj611320.inktomisearch.com_Mozilla/5.0 (compatible; Yahoo! Slurp; http://help.yahoo.com/help/us/ysearch/slurp)	75	0.08%	76
68.	crawl-66-249-66-1.googlebot.com_Mozilla/5.0 (compatible; Googlebot/2.1; +http://www.google.com/bot.html)	75	0.08%	4,100
69.	lj611620.inktomisearch.com_Mozilla/5.0 (compatible; Yahoo! Slurp; http://help.yahoo.com/help/us/ysearch/slurp)	75	0.08%	89
70.	lj612264.inktomisearch.com_Mozilla/5.0 (compatible; Yahoo! Slurp; http://help.yahoo.com/help/us/ysearch/slurp)	75	0.08%	106
71.	lj611380.inktomisearch.com_Mozilla/5.0 (compatible; Yahoo! Slurp; http://help.yahoo.com/help/us/ysearch/slurp)	74	0.08%	75
72.	lj611074.inktomisearch.com_Mozilla/5.0 (compatible; Yahoo! Slurp; http://help.yahoo.com/help/us/ysearch/slurp)	74	0.08%	77
73.	livebot-65-55-235-203.search.live.com_msnbot-media/1.0 (+http://search.msn.com/msnbot.htm)	74	0.08%	229
74.	lj612125.inktomisearch.com_Mozilla/5.0 (compatible; Yahoo! Slurp; http://help.yahoo.com/help/us/ysearch/slurp)	72	0.08%	105
75.	lj611877.inktomisearch.com_Mozilla/5.0 (compatible; Yahoo! Slurp; http://help.yahoo.com/help/us/ysearch/slurp)	72	0.08%	75

	<b>Visitor</b>	<b>Visits</b>	<b>% Visits</b>	<b>Hits</b>
76.	74.6.72.89_Mozilla/5.0 (compatible; Yahoo! Slurp; http://help.yahoo.com/help/us/ysearch/slurp)	71	0.08%	75
77.	lj611703.inktomisearch.com_Mozilla/5.0 (compatible; Yahoo! Slurp; http://help.yahoo.com/help/us/ysearch/slurp)	71	0.08%	77
78.	lj611065.inktomisearch.com_Mozilla/5.0 (compatible; Yahoo! Slurp; http://help.yahoo.com/help/us/ysearch/slurp)	71	0.08%	74
79.	lm502036.inktomisearch.com_Mozilla/5.0 (compatible; Yahoo! Slurp; http://help.yahoo.com/help/us/ysearch/slurp)	71	0.08%	108
80.	74.6.71.220_Mozilla/5.0 (compatible; Yahoo! Slurp; http://help.yahoo.com/help/us/ysearch/slurp)	71	0.08%	87
81.	lj611435.inktomisearch.com_Mozilla/5.0 (compatible; Yahoo! Slurp; http://help.yahoo.com/help/us/ysearch/slurp)	71	0.08%	72
82.	74.6.72.99_Mozilla/5.0 (compatible; Yahoo! Slurp; http://help.yahoo.com/help/us/ysearch/slurp)	70	0.08%	74
83.	lj612006.inktomisearch.com_Mozilla/5.0 (compatible; Yahoo! Slurp; http://help.yahoo.com/help/us/ysearch/slurp)	70	0.08%	72
84.	lj611367.inktomisearch.com_Mozilla/5.0 (compatible; Yahoo! Slurp; http://help.yahoo.com/help/us/ysearch/slurp)	70	0.08%	112
85.	161.80.46.124_Mozilla/4.0 (compatible; MSIE 6.0; Windows NT 5.1; SV1; .NET CLR 1.1.4322; .NET CLR 2.0.50727)	69	0.08%	358
86.	lj612087.inktomisearch.com_Mozilla/5.0 (compatible; Yahoo! Slurp; http://help.yahoo.com/help/us/ysearch/slurp)	69	0.08%	75
87.	74.6.71.6_Mozilla/5.0 (compatible; Yahoo! Slurp; http://help.yahoo.com/help/us/ysearch/slurp)	69	0.08%	70
88.	lj612519.inktomisearch.com_Mozilla/5.0 (compatible; Yahoo! Slurp; http://help.yahoo.com/help/us/ysearch/slurp)	68	0.08%	103
89.	lj602269.inktomisearch.com_Mozilla/5.0 (compatible; Yahoo! Slurp; http://help.yahoo.com/help/us/ysearch/slurp)	67	0.07%	83
90.	lj602283.inktomisearch.com_Mozilla/5.0 (compatible; Yahoo! Slurp; http://help.yahoo.com/help/us/ysearch/slurp)	67	0.07%	101
91.	lj611486.inktomisearch.com_Mozilla/5.0 (compatible; Yahoo! Slurp; http://help.yahoo.com/help/us/ysearch/slurp)	67	0.07%	74

	Visitor	Visits	% Visits	Hits
92.	lj611308.inktomisearch.com_Mozilla/5.0 (compatible; Yahoo! Slurp; http://help.yahoo.com/help/us/ysearch/slurp)	66	0.07%	68
93.	lj611077.inktomisearch.com_Mozilla/5.0 (compatible; Yahoo! Slurp; http://help.yahoo.com/help/us/ysearch/slurp)	66	0.07%	71
94.	lj611181.inktomisearch.com_Mozilla/5.0 (compatible; Yahoo! Slurp; http://help.yahoo.com/help/us/ysearch/slurp)	65	0.07%	69
95.	74.6.69.229_Mozilla/5.0 (compatible; Yahoo! Slurp; http://help.yahoo.com/help/us/ysearch/slurp)	65	0.07%	69
96.	lj611185.inktomisearch.com_Mozilla/5.0 (compatible; Yahoo! Slurp; http://help.yahoo.com/help/us/ysearch/slurp)	65	0.07%	68
97.	72.30.177.233_Mozilla/5.0 (compatible; Yahoo! Slurp; http://help.yahoo.com/help/us/ysearch/slurp)	65	0.07%	69
98.	lj612071.inktomisearch.com_Mozilla/5.0 (compatible; Yahoo! Slurp; http://help.yahoo.com/help/us/ysearch/slurp)	65	0.07%	78
99.	dedicated.ipowerweb.com_Mozilla/5.0 (compatible; linktiger/1.0; +http://www.linktiger.com/)	64	0.07%	162
100.	lj611550.inktomisearch.com_Mozilla/5.0 (compatible; Yahoo! Slurp; http://help.yahoo.com/help/us/ysearch/slurp)	64	0.07%	64
101.	lj611385.inktomisearch.com_Mozilla/5.0 (compatible; Yahoo! Slurp; http://help.yahoo.com/help/us/ysearch/slurp)	63	0.07%	67
102.	lj611513.inktomisearch.com_Mozilla/5.0 (compatible; Yahoo! Slurp; http://help.yahoo.com/help/us/ysearch/slurp)	63	0.07%	64
103.	lj612117.inktomisearch.com_Mozilla/5.0 (compatible; Yahoo! Slurp; http://help.yahoo.com/help/us/ysearch/slurp)	63	0.07%	63
104.	213-145-165-82.dd.nextgentel.com_Java/1.5.0_04	62	0.07%	155
105.	lj612065.inktomisearch.com_Mozilla/5.0 (compatible; Yahoo! Slurp; http://help.yahoo.com/help/us/ysearch/slurp)	62	0.07%	65
106.	lj611871.inktomisearch.com_Mozilla/5.0 (compatible; Yahoo! Slurp; http://help.yahoo.com/help/us/ysearch/slurp)	62	0.07%	63
107.	72.30.226.165_Mozilla/5.0 (compatible; Yahoo! Slurp; http://help.yahoo.com/help/us/ysearch/slurp)	61	0.07%	109
108.	74.6.72.177_Mozilla/5.0 (compatible; Yahoo! Slurp; http://help.yahoo.com/help/us/ysearch/slurp)	61	0.07%	62

	Visitor	Visits	% Visits	Hits
109.	lj611126.inktomisearch.com_Mozilla/5.0 (compatible; Yahoo! Slurp; http://help.yahoo.com/help/us/ysearch/slurp)	61	0.07%	90
110.	lj612001.inktomisearch.com_Mozilla/5.0 (compatible; Yahoo! Slurp; http://help.yahoo.com/help/us/ysearch/slurp)	61	0.07%	63
111.	lj602256.inktomisearch.com_Mozilla/5.0 (compatible; Yahoo! Slurp; http://help.yahoo.com/help/us/ysearch/slurp)	61	0.07%	64
112.	lm502001.inktomisearch.com_Mozilla/5.0 (compatible; Yahoo! Slurp; http://help.yahoo.com/help/us/ysearch/slurp)	60	0.07%	66
113.	lj611131.inktomisearch.com_Mozilla/5.0 (compatible; Yahoo! Slurp; http://help.yahoo.com/help/us/ysearch/slurp)	59	0.07%	104
114.	lj612141.inktomisearch.com_Mozilla/5.0 (compatible; Yahoo! Slurp; http://help.yahoo.com/help/us/ysearch/slurp)	59	0.07%	64
115.	lj611792.inktomisearch.com_Mozilla/5.0 (compatible; Yahoo! Slurp; http://help.yahoo.com/help/us/ysearch/slurp)	59	0.07%	63
116.	lj611935.inktomisearch.com_Mozilla/5.0 (compatible; Yahoo! Slurp; http://help.yahoo.com/help/us/ysearch/slurp)	59	0.07%	62
117.	74.6.72.8_Mozilla/5.0 (compatible; Yahoo! Slurp; http://help.yahoo.com/help/us/ysearch/slurp)	59	0.07%	61
118.	lj611595.inktomisearch.com_Mozilla/5.0 (compatible; Yahoo! Slurp; http://help.yahoo.com/help/us/ysearch/slurp)	58	0.06%	59
119.	prodweb.tpwd.state.tx.us_-	58	0.06%	60
120.	74.6.69.156_Mozilla/5.0 (compatible; Yahoo! Slurp; http://help.yahoo.com/help/us/ysearch/slurp)	58	0.06%	59
121.	lj612526.inktomisearch.com_Mozilla/5.0 (compatible; Yahoo! Slurp; http://help.yahoo.com/help/us/ysearch/slurp)	58	0.06%	58
122.	lj612216.inktomisearch.com_Mozilla/5.0 (compatible; Yahoo! Slurp; http://help.yahoo.com/help/us/ysearch/slurp)	58	0.06%	60
123.	lj612345.inktomisearch.com_Mozilla/5.0 (compatible; Yahoo! Slurp; http://help.yahoo.com/help/us/ysearch/slurp)	58	0.06%	369
124.	74.6.70.34_Mozilla/5.0 (compatible; Yahoo! Slurp; http://help.yahoo.com/help/us/ysearch/slurp)	58	0.06%	61
125.	lj602219.inktomisearch.com_Mozilla/5.0 (compatible; Yahoo! Slurp; http://help.yahoo.com/help/us/ysearch/slurp)	58	0.06%	63

	<b>Visitor</b>	<b>Visits</b>	<b>% Visits</b>	<b>Hits</b>
126.	lj611279.inktomisearch.com_Mozilla/5.0 (compatible; Yahoo! Slurp; http://help.yahoo.com/help/us/ysearch/slurp)	58	0.06%	58
127.	lj611529.inktomisearch.com_Mozilla/5.0 (compatible; Yahoo! Slurp; http://help.yahoo.com/help/us/ysearch/slurp)	58	0.06%	59
128.	lj612004.inktomisearch.com_Mozilla/5.0 (compatible; Yahoo! Slurp; http://help.yahoo.com/help/us/ysearch/slurp)	57	0.06%	60
129.	74.6.73.185_Mozilla/5.0 (compatible; Yahoo! Slurp; http://help.yahoo.com/help/us/ysearch/slurp)	57	0.06%	63
130.	lj611215.inktomisearch.com_Mozilla/5.0 (compatible; Yahoo! Slurp; http://help.yahoo.com/help/us/ysearch/slurp)	57	0.06%	59
131.	lj611284.inktomisearch.com_Mozilla/5.0 (compatible; Yahoo! Slurp; http://help.yahoo.com/help/us/ysearch/slurp)	57	0.06%	59
132.	lj612049.inktomisearch.com_Mozilla/5.0 (compatible; Yahoo! Slurp; http://help.yahoo.com/help/us/ysearch/slurp)	56	0.06%	56
133.	lj611603.inktomisearch.com_Mozilla/5.0 (compatible; Yahoo! Slurp; http://help.yahoo.com/help/us/ysearch/slurp)	56	0.06%	56
134.	lj611234.inktomisearch.com_Mozilla/5.0 (compatible; Yahoo! Slurp; http://help.yahoo.com/help/us/ysearch/slurp)	56	0.06%	61
135.	lj611248.inktomisearch.com_Mozilla/5.0 (compatible; Yahoo! Slurp; http://help.yahoo.com/help/us/ysearch/slurp)	56	0.06%	58
136.	lj611549.inktomisearch.com_Mozilla/5.0 (compatible; Yahoo! Slurp; http://help.yahoo.com/help/us/ysearch/slurp)	56	0.06%	59
137.	lj611830.inktomisearch.com_Mozilla/5.0 (compatible; Yahoo! Slurp; http://help.yahoo.com/help/us/ysearch/slurp)	56	0.06%	58
138.	lj611548.inktomisearch.com_Mozilla/5.0 (compatible; Yahoo! Slurp; http://help.yahoo.com/help/us/ysearch/slurp)	55	0.06%	57
139.	lj611405.inktomisearch.com_Mozilla/5.0 (compatible; Yahoo! Slurp; http://help.yahoo.com/help/us/ysearch/slurp)	55	0.06%	83
140.	72.30.226.198_Mozilla/5.0 (compatible; Yahoo! Slurp; http://help.yahoo.com/help/us/ysearch/slurp)	55	0.06%	58
141.	lj611183.inktomisearch.com_Mozilla/5.0 (compatible; Yahoo! Slurp; http://help.yahoo.com/help/us/ysearch/slurp)	55	0.06%	56

	<b>Visitor</b>	<b>Visits</b>	<b>% Visits</b>	<b>Hits</b>
142.	lj611731.inktomisearch.com_Mozilla/5.0 (compatible; Yahoo! Slurp; http://help.yahoo.com/help/us/ysearch/slurp)	54	0.06%	59
143.	lj611815.inktomisearch.com_Mozilla/5.0 (compatible; Yahoo! Slurp; http://help.yahoo.com/help/us/ysearch/slurp)	54	0.06%	55
144.	garumna.metacarta.com_Mozilla/5.0 (compatible; heritrix/1.5 +http://www.metacarta.com)	54	0.06%	2,146
145.	74.6.75.41_Mozilla/5.0 (compatible; Yahoo! Slurp; http://help.yahoo.com/help/us/ysearch/slurp)	54	0.06%	54
146.	lj611971.inktomisearch.com_Mozilla/5.0 (compatible; Yahoo! Slurp; http://help.yahoo.com/help/us/ysearch/slurp)	54	0.06%	55
147.	lj611080.inktomisearch.com_Mozilla/5.0 (compatible; Yahoo! Slurp; http://help.yahoo.com/help/us/ysearch/slurp)	54	0.06%	56
148.	lj602231.inktomisearch.com_Mozilla/5.0 (compatible; Yahoo! Slurp; http://help.yahoo.com/help/us/ysearch/slurp)	54	0.06%	58
149.	lj611917.inktomisearch.com_Mozilla/5.0 (compatible; Yahoo! Slurp; http://help.yahoo.com/help/us/ysearch/slurp)	54	0.06%	56
150.	lj611635.inktomisearch.com_Mozilla/5.0 (compatible; Yahoo! Slurp; http://help.yahoo.com/help/us/ysearch/slurp)	53	0.06%	58
151.	lj611137.inktomisearch.com_Mozilla/5.0 (compatible; Yahoo! Slurp; http://help.yahoo.com/help/us/ysearch/slurp)	53	0.06%	57
152.	lj611415.inktomisearch.com_Mozilla/5.0 (compatible; Yahoo! Slurp; http://help.yahoo.com/help/us/ysearch/slurp)	53	0.06%	54
153.	74.6.67.166_Mozilla/5.0 (compatible; Yahoo! Slurp; http://help.yahoo.com/help/us/ysearch/slurp)	53	0.06%	56
154.	lj611493.inktomisearch.com_Mozilla/5.0 (compatible; Yahoo! Slurp; http://help.yahoo.com/help/us/ysearch/slurp)	53	0.06%	56
155.	lj612005.inktomisearch.com_Mozilla/5.0 (compatible; Yahoo! Slurp; http://help.yahoo.com/help/us/ysearch/slurp)	53	0.06%	57
156.	74.6.70.185_Mozilla/5.0 (compatible; Yahoo! Slurp; http://help.yahoo.com/help/us/ysearch/slurp)	53	0.06%	55
157.	lj602284.inktomisearch.com_Mozilla/5.0 (compatible; Yahoo! Slurp; http://help.yahoo.com/help/us/ysearch/slurp)	53	0.06%	53

	<b>Visitor</b>	<b>Visits</b>	<b>% Visits</b>	<b>Hits</b>
158.	lj611064.inktomisearch.com_Mozilla/5.0 (compatible; Yahoo! Slurp; http://help.yahoo.com/help/us/ysearch/slurp)	53	0.06%	57
159.	lj611358.inktomisearch.com_Mozilla/5.0 (compatible; Yahoo! Slurp; http://help.yahoo.com/help/us/ysearch/slurp)	53	0.06%	55
160.	lj611959.inktomisearch.com_Mozilla/5.0 (compatible; Yahoo! Slurp; http://help.yahoo.com/help/us/ysearch/slurp)	53	0.06%	56
161.	lj612284.inktomisearch.com_Mozilla/5.0 (compatible; Yahoo! Slurp; http://help.yahoo.com/help/us/ysearch/slurp)	53	0.06%	53
162.	lj612126.inktomisearch.com_Mozilla/5.0 (compatible; Yahoo! Slurp; http://help.yahoo.com/help/us/ysearch/slurp)	53	0.06%	68
163.	lj602221.inktomisearch.com_Mozilla/5.0 (compatible; Yahoo! Slurp; http://help.yahoo.com/help/us/ysearch/slurp)	52	0.06%	53
164.	lj611110.inktomisearch.com_Mozilla/5.0 (compatible; Yahoo! Slurp; http://help.yahoo.com/help/us/ysearch/slurp)	52	0.06%	70
165.	lj611592.inktomisearch.com_Mozilla/5.0 (compatible; Yahoo! Slurp; http://help.yahoo.com/help/us/ysearch/slurp)	52	0.06%	54
166.	lj612281.inktomisearch.com_Mozilla/5.0 (compatible; Yahoo! Slurp; http://help.yahoo.com/help/us/ysearch/slurp)	52	0.06%	52
167.	lj612116.inktomisearch.com_Mozilla/5.0 (compatible; Yahoo! Slurp; http://help.yahoo.com/help/us/ysearch/slurp)	52	0.06%	52
168.	lj611068.inktomisearch.com_Mozilla/5.0 (compatible; Yahoo! Slurp; http://help.yahoo.com/help/us/ysearch/slurp)	52	0.06%	53
169.	lj611640.inktomisearch.com_Mozilla/5.0 (compatible; Yahoo! Slurp; http://help.yahoo.com/help/us/ysearch/slurp)	51	0.06%	55
170.	lj612181.inktomisearch.com_Mozilla/5.0 (compatible; Yahoo! Slurp; http://help.yahoo.com/help/us/ysearch/slurp)	51	0.06%	52
171.	dns.ca.gov.mo_PHP/3.0.18	51	0.06%	57
172.	lj611730.inktomisearch.com_Mozilla/5.0 (compatible; Yahoo! Slurp; http://help.yahoo.com/help/us/ysearch/slurp)	51	0.06%	52
173.	lj611096.inktomisearch.com_Mozilla/5.0 (compatible; Yahoo! Slurp; http://help.yahoo.com/help/us/ysearch/slurp)	51	0.06%	58
174.	lj611803.inktomisearch.com_Mozilla/5.0 (compatible; Yahoo! Slurp; http://help.yahoo.com/help/us/ysearch/slurp)	51	0.06%	52



	<b>Visitor</b>	<b>Visits</b>	<b>% Visits</b>	<b>Hits</b>
175.	lj611189.inktomisearch.com_Mozilla/5.0 (compatible; Yahoo! Slurp; http://help.yahoo.com/help/us/ysearch/slurp)	51	0.06%	52
176.	lj602193.inktomisearch.com_Mozilla/5.0 (compatible; Yahoo! Slurp; http://help.yahoo.com/help/us/ysearch/slurp)	51	0.06%	82
177.	lj611070.inktomisearch.com_Mozilla/5.0 (compatible; Yahoo! Slurp; http://help.yahoo.com/help/us/ysearch/slurp)	50	0.06%	50
178.	74.6.65.229_Mozilla/5.0 (compatible; Yahoo! Slurp; http://help.yahoo.com/help/us/ysearch/slurp)	50	0.06%	51
179.	lj611699.inktomisearch.com_Mozilla/5.0 (compatible; Yahoo! Slurp; http://help.yahoo.com/help/us/ysearch/slurp)	50	0.06%	51
180.	lj611384.inktomisearch.com_Mozilla/5.0 (compatible; Yahoo! Slurp; http://help.yahoo.com/help/us/ysearch/slurp)	50	0.06%	84
181.	lj611848.inktomisearch.com_Mozilla/5.0 (compatible; Yahoo! Slurp; http://help.yahoo.com/help/us/ysearch/slurp)	50	0.06%	50
182.	lj612255.inktomisearch.com_Mozilla/5.0 (compatible; Yahoo! Slurp; http://help.yahoo.com/help/us/ysearch/slurp)	50	0.06%	63
183.	lj611387.inktomisearch.com_Mozilla/5.0 (compatible; Yahoo! Slurp; http://help.yahoo.com/help/us/ysearch/slurp)	50	0.06%	51
184.	101057-web2.gold.funnelback.com_Mozilla/5.0 (compatible; FunnelBack; http://cyan.funnelback.com/robot.html)	50	0.06%	6,360
185.	livebot-207-46-98-146.search.live.com_msnbot/1.0 (+http://search.msn.com/msnbot.htm)	50	0.06%	68
186.	134.67.99.205_lwp-trivial/1.35	50	0.06%	58
187.	lj611756.inktomisearch.com_Mozilla/5.0 (compatible; Yahoo! Slurp; http://help.yahoo.com/help/us/ysearch/slurp)	50	0.06%	50
188.	lm502025.inktomisearch.com_Mozilla/5.0 (compatible; Yahoo! Slurp; http://help.yahoo.com/help/us/ysearch/slurp)	50	0.06%	50
189.	lj611105.inktomisearch.com_Mozilla/5.0 (compatible; Yahoo! Slurp; http://help.yahoo.com/help/us/ysearch/slurp)	49	0.05%	80
190.	lj611116.inktomisearch.com_Mozilla/5.0 (compatible; Yahoo! Slurp; http://help.yahoo.com/help/us/ysearch/slurp)	49	0.05%	53
191.	74.6.72.48_Mozilla/5.0 (compatible; Yahoo! Slurp; http://help.yahoo.com/help/us/ysearch/slurp)	49	0.05%	50
192.	134.67.99.199_lwp-trivial/1.35	49	0.05%	59

	<b>Visitor</b>	<b>Visits</b>	<b>% Visits</b>	<b>Hits</b>
■ 193.	lj602272.inktomisearch.com_Mozilla/5.0 (compatible; Yahoo! Slurp; http://help.yahoo.com/help/us/ysearch/slurp)	49	0.05%	75
■ 194.	lj611359.inktomisearch.com_Mozilla/5.0 (compatible; Yahoo! Slurp; http://help.yahoo.com/help/us/ysearch/slurp)	49	0.05%	49
■ 195.	lj611869.inktomisearch.com_Mozilla/5.0 (compatible; Yahoo! Slurp; http://help.yahoo.com/help/us/ysearch/slurp)	49	0.05%	49
■ 196.	lj611292.inktomisearch.com_Mozilla/5.0 (compatible; Yahoo! Slurp; http://help.yahoo.com/help/us/ysearch/slurp)	49	0.05%	62
■ 197.	egspd42021.ask.com_Mozilla/2.0 (compatible; Ask Jeeves/Teoma)	49	0.05%	49
■ 198.	72.30.226.206_Mozilla/5.0 (compatible; Yahoo! Slurp; http://help.yahoo.com/help/us/ysearch/slurp)	49	0.05%	66
■ 199.	74.6.74.57_Mozilla/5.0 (compatible; Yahoo! Slurp; http://help.yahoo.com/help/us/ysearch/slurp)	49	0.05%	49
■ 200.	lj611395.inktomisearch.com_Mozilla/5.0 (compatible; Yahoo! Slurp; http://help.yahoo.com/help/us/ysearch/slurp)	49	0.05%	52
	<b>Other</b>	<b>74,028</b>	<b>81.91%</b>	<b>229,838</b>
	<b>Total</b>	<b>90,378</b>	<b>100.00%</b>	<b>290,644</b>

items 1-200 of 200

### Top Visitors - Help Card



#### Column Definitions

##### Visitor

The IP address, domain name, or cookie of the visitor.

##### Visits

Number of times the specified visitor visited your site. A visit is a series of actions that begins when a visitor views their first page from the server, and ends when the visitor leaves the site or remains idle beyond the idle-time limit. The default idle-time limit is thirty minutes. This time limit can be changed by the system administrator.

##### Hits

Number of hits attributed to the specified visitor. Each file requested by a visitor registers as a hit. There can be several hits on each page. While the volume of hits reflects the amount of server traffic, it is not an accurate reflection of the number of pages viewed.



### **Report Descriptions**

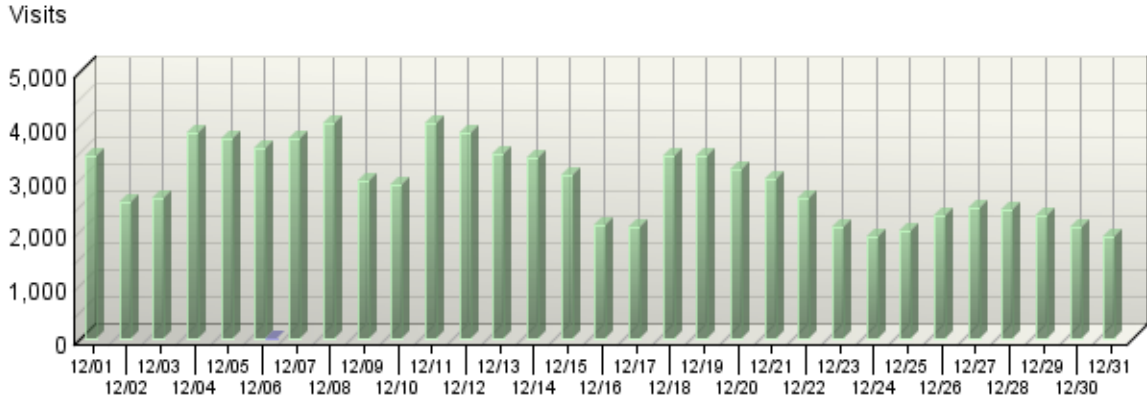
Consider the visitors who use the site most, and tailor your site to their interests and needs. If your site is an intranet, notice which employees use the site most, and find out what they like about it. You might also get feedback from those who use it the least and find out what they are looking for.

**Note:** If a visitor has a dynamic IP address, or if a group of visitors are behind a proxy server or firewall, this data might be misleading. In the case of a dynamic IP address, multiple IP addresses could be shown for a single visitor, and in the case of a firewall or proxy server, one IP address could be used by more than one visitor.

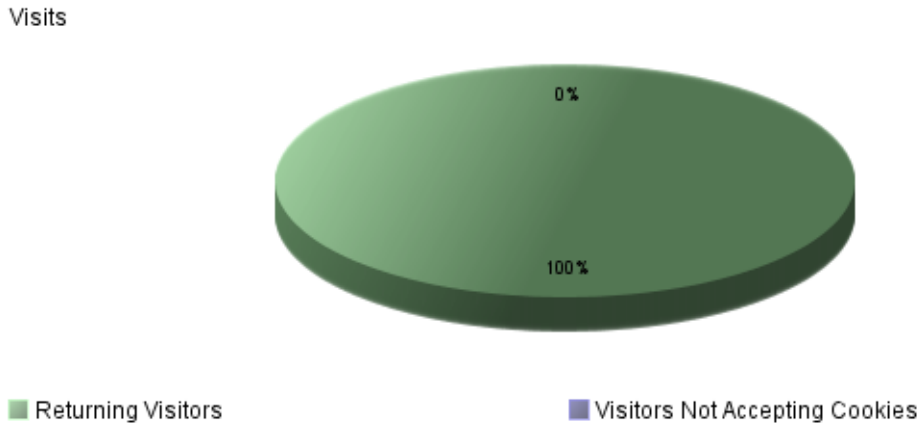
# New vs. Return Visits

This report compares the number of visits by new and returning visitors to your site.

**New vs. Return Visits Trend**



**New vs. Return Visits**



**New vs. Return Visits**

Visitor Type	Visits	% Visits
Returning Visitors	90,377	100.00%
Visitors Not Accepting Cookies	1	0.00%
<b>Total</b>	<b>90,378</b>	<b>100.00%</b>

items 1-2 of 2

## New vs. Return Visits - Help Card



### Column Definitions

#### New Visitors

Visitors whose visit starts without any cookie information but acquires a cookie (or multiple cookies) during the visit. For single-page visits there is no way (without the use of SmartSource Data Collection) to distinguish a new visitor from a visitor that does not accept cookies. As a result these visits are categorized as Visitors Not Accepting Cookies.

#### Returning Visitors

Visitors who already had a cookie from your site when they visited.

#### Visitors Not Accepting Cookies

Visitors not accepting cookies from your site. There is no way to determine if these visitors are new or returning. Note that Express Analysis does not report on this information.

#### Visits

Number of visits by visitors who fit into the specified visitor category. A visit is a series of actions that begins when a visitor views their first page from the server, and ends when the visitor leaves the site or remains idle beyond the idle-time limit. The default idle-time limit is thirty minutes. This time limit can be changed by the system administrator.

%

Percentage of visitors who fit into the specified visitor category.



### Report Descriptions

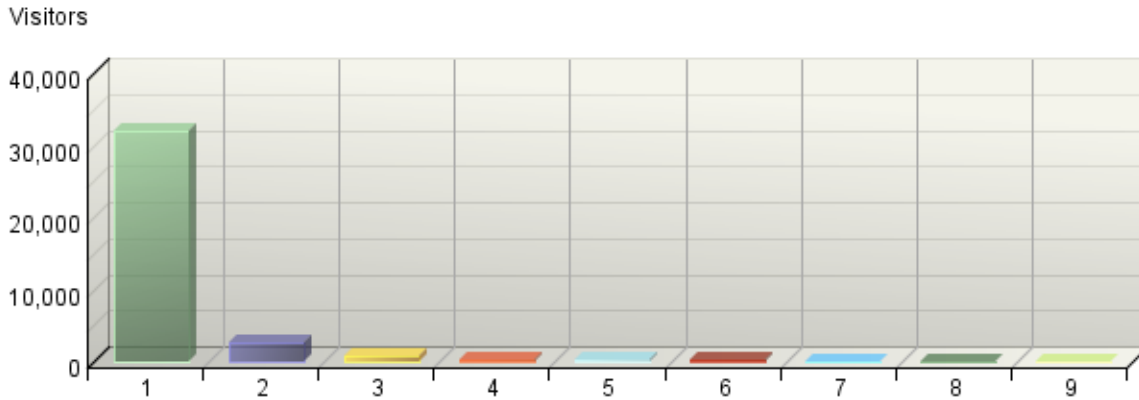
By tracking the ratio between new and return visits over a period of time, you can determine if your site is attracting enough returning visitors.

Note: This report uses only cookies to determine whether a visitor is new or returning. This information cannot therefore be correlated to visitor counts obtained using IP tracking. For example, when a visitor goes to a site that has session-based cookies but no permanent cookies, they will receive a cookie on their second hit and be labeled a new visitor. If they close their browser, wait an hour, and go back to the same site, they will have no cookies on their first hit (since the cookie they got previously was session-based) and will once again be issued a cookie on their second hit. If the site's logs are analyzed using the IP tracking method, the result is 1 unique visitor (determined using IP tracking), but 2 visits and 2 new or first-time visitors (determined using cookies).

# Visitors by Number of Visits

This report shows the distribution of visitors based on how many times each visitor visited your site.

Visitors by Number of Visits



Visitors by Number of Visits

Number of Visits	Visitors	% Visitors
1 visit	31,916	84.37%
2 visits	2,623	6.93%
3 visits	755	2.00%
4 visits	360	0.95%
5 visits	247	0.65%
6 visits	191	0.50%
7 visits	119	0.31%
8 visits	87	0.23%
9 visits	93	0.25%
<b>Other</b>	<b>1,438</b>	<b>3.80%</b>
<b>Total</b>	<b>37,829</b>	<b>100.00%</b>

items 1-9 of 9

## Visitors by Number of Visits - Help Card



### Column Definitions

#### Number of Visits

The number of visits by each visitor during the period of the report.

#### Visitors

Number of individuals who came to your site the amount of times specified in the Number of Visits column.

#### %

Percentage of visitors who came to your site the amount of times specified in the Number of Visits column.



### Report Descriptions

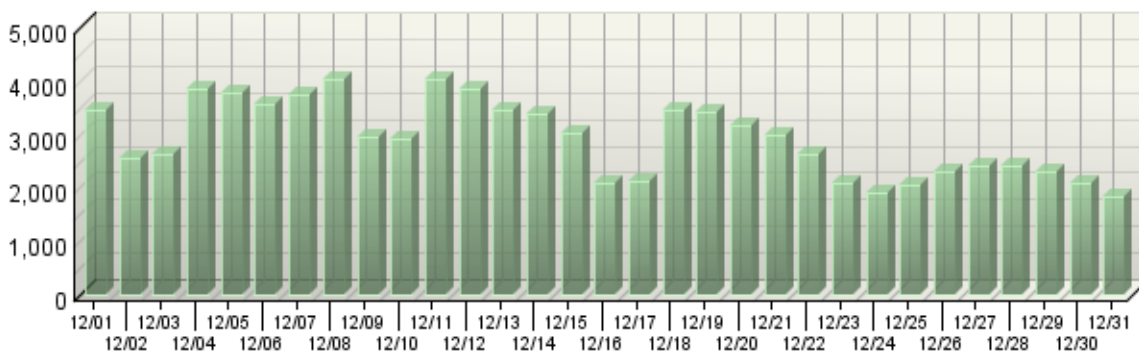
This information can indicate whether or not your site compels visitors to return. Updating web site content is one way to draw return visitors.

# Visitors Trend

This report shows how many times visitors visited your web site and how long they stayed. The information is divided into time slices based on the duration of the log file. Some visits may span more than one time interval, and will be counted in each interval where they appear. The sum of visits for all intervals may therefore exceed the total visits shown in the Overview Dashboard page.

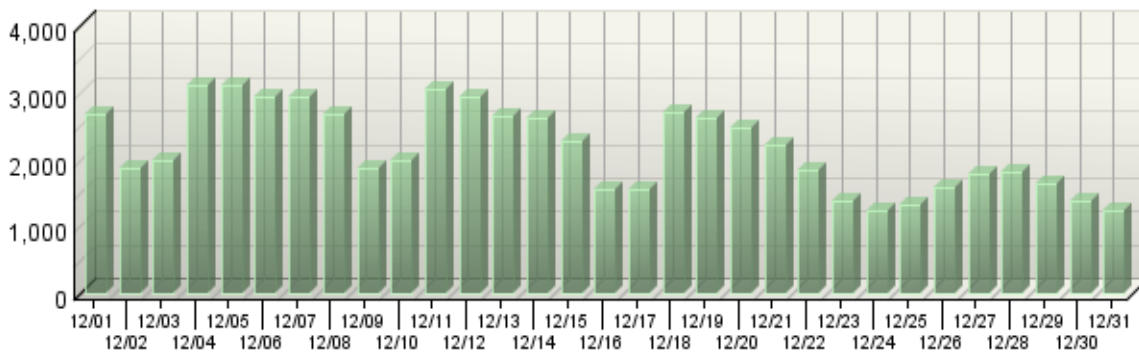
## Active Visits Trend

Active Visits



## Visitors Trend

Visitors





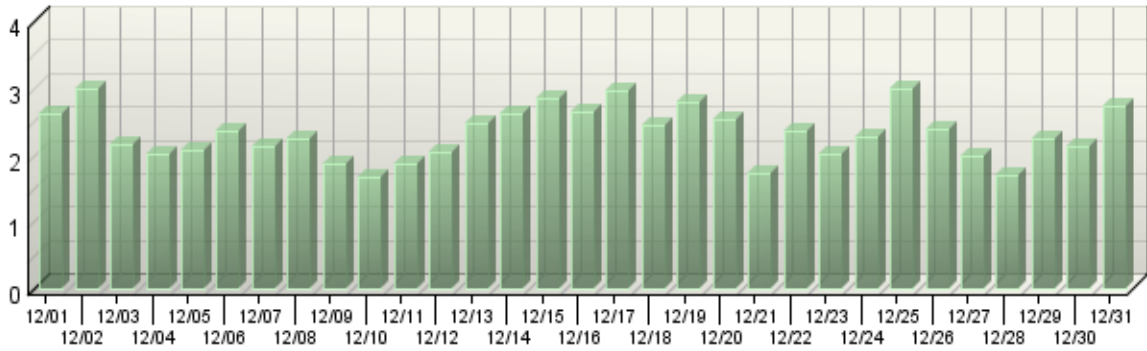
## New Visitors Trend

New Visitors



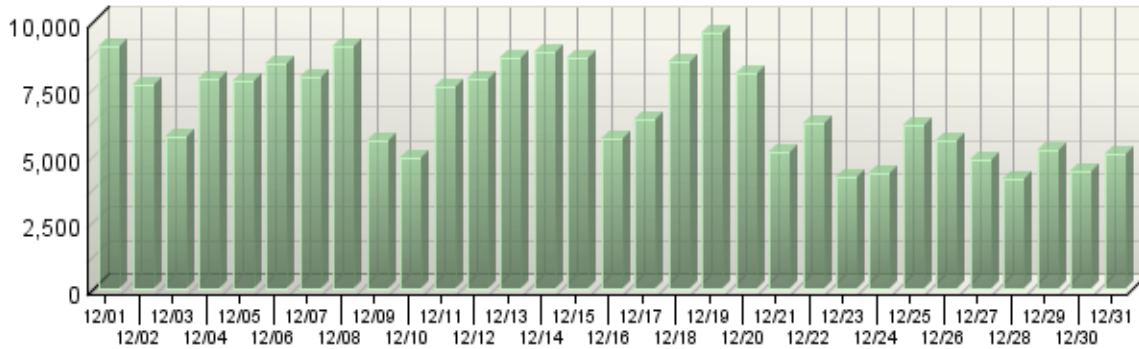
## Average Length of Visit Trend

Average Visit Duration



### Visitor Minutes Trend

Visitor Minutes



### Visitors Trend

Day	Active Visits	Visitors	New Visitors
12/01	3,442	2,666	0
12/02	2,541	1,860	0
12/03	2,636	1,987	0
12/04	3,863	3,112	0
12/05	3,771	3,097	0
12/06	3,569	2,929	0
12/07	3,748	2,921	0
12/08	4,019	2,683	0
12/09	2,944	1,868	0
12/10	2,908	1,991	0
12/11	4,016	3,039	0
12/12	3,848	2,933	0
12/13	3,461	2,643	0
12/14	3,368	2,629	0
12/15	3,030	2,266	0
12/16	2,103	1,542	0
12/17	2,113	1,547	0
12/18	3,442	2,710	0
12/19	3,416	2,605	0
12/20	3,179	2,461	0
12/21	2,980	2,218	0
12/22	2,620	1,831	0
12/23	2,083	1,373	0
12/24	1,908	1,250	0

Day	Active Visits	Visitors	New Visitors
12/25	2,043	1,327	0
12/26	2,305	1,587	0
12/27	2,424	1,774	0
12/28	2,428	1,814	0
12/29	2,307	1,654	0
12/30	2,078	1,382	0
12/31	1,844	1,227	0
<b>Average</b>	<b>2,917</b>	<b>2,158</b>	<b>0</b>
<b>Total</b>	<b>-</b>	<b>-</b>	<b>0</b>

items 1-31 of 31

### Visitors Trend

Day	Average Visit Duration	Visitor Minutes
12/01	00:02:37	9,036.5
12/02	00:02:59	7,612.07
12/03	00:02:09	5,707.18
12/04	00:02:01	7,812.52
12/05	00:02:04	7,799.93
12/06	00:02:21	8,442.13
12/07	00:02:07	7,945.57
12/08	00:02:15	9,095.65
12/09	00:01:52	5,511.92
12/10	00:01:41	4,927.28
12/11	00:01:52	7,544.12
12/12	00:02:02	7,850
12/13	00:02:29	8,621.25
12/14	00:02:37	8,850.72
12/15	00:02:51	8,658.08
12/16	00:02:39	5,597.78
12/17	00:02:58	6,299.02
12/18	00:02:27	8,453.7
12/19	00:02:47	9,535.6
12/20	00:02:32	8,062.02
12/21	00:01:43	5,127.48
12/22	00:02:21	6,175.97
12/23	00:02:00	4,176.72
12/24	00:02:16	4,349.02
12/25	00:02:59	6,104.78
12/26	00:02:23	5,518.4

Day	Average Visit Duration	Visitor Minutes
12/27	00:01:59	4,831.82
12/28	00:01:42	4,132.52
12/29	00:02:14	5,173.92
12/30	00:02:07	4,414.57
12/31	00:02:44	5,059.98
<b>Average</b>	-	<b>6,723.49</b>
<b>Total</b>	-	<b>208,428.2</b>

items 1-31 of 31

### Visitors Trend - Help Card



#### Column Definitions

##### Time Interval (hour, day, etc.)

A one-year report displays monthly time increments. A one-quarter report displays weekly time increments. A one-month report or a one-week report displays daily time increments. A daily report displays hourly time increments. An hour-long interval marked 12:00, for example, includes all activity between 12:00 and 12:59.

##### Active Visits

Number of active visits to your web site. If a visit spans multiple time intervals, it is counted in each interval. Every visit from a visitor is counted, even if the same visitor came to your web site multiple times. Also included are zero-length visits. A zero-length visit occurs when all hits for that visit are logged with the exact same time stamp.

##### Visitors

Number of individuals who visited your site during the report interval. For a daily report, if someone visits more than once, that person is counted only the first time he or she visits. Values of "-" indicate that the detailed data required is not available. This situation occurs when the Top Visitors report has reached its configured limit or when reports for the corresponding period are turned off. For non-daily reports, the visitor measure total is "-" since the same visitor can be counted in multiple intervals.

##### New Visitors

Number of visitors who had never visited your web site before.

##### Average Visit Duration

The average amount of time visitors spent at your site within the given time interval. The data is formatted as hh:mm:ss (hours:minutes:seconds). The average visit duration is calculated by dividing the value from the Visitor Minutes column by the value from the Active Visits column.

##### Visitor Minutes

Number of minutes your web site was viewed, regardless of who was viewing it.



### Report Descriptions

Use this page to determine which times your web site is busiest.

Daily averages cut off visits that continue into the next day, whereas weekly averages do not. Therefore, weekly averages may appear a bit longer than daily averages.

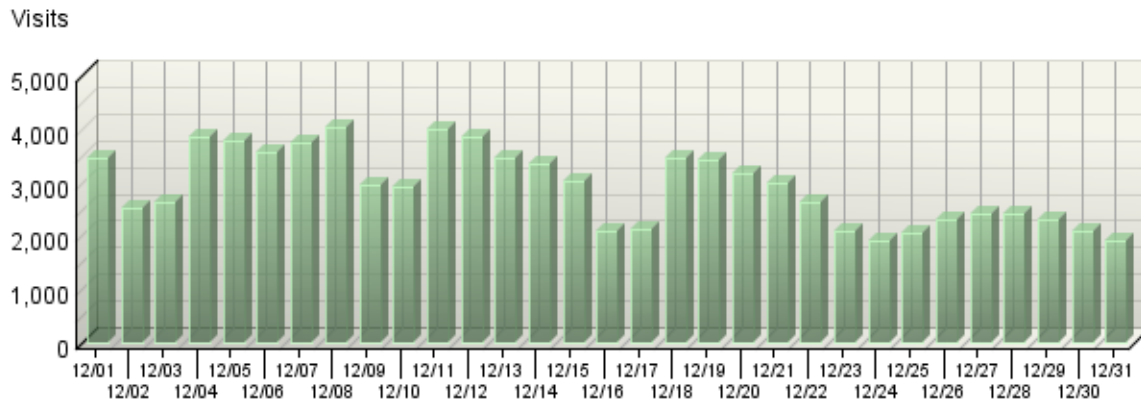
**Total** - The total for the column. Visits may span more than one time interval and are counted for each hour in this report. We therefore do not provide a total, which would be misleading.

**Average** - This row gives the average for each column.

# Visits Trend

This report shows how the number of visits to your site changes over the course of the report period.

**Visits Trend**



**Visits Trend**

Day	Visits	% Visits
12/01	3,439	3.81%
12/02	2,533	2.80%
12/03	2,632	2.91%
12/04	3,859	4.27%
12/05	3,769	4.17%
12/06	3,567	3.95%
12/07	3,745	4.14%
12/08	4,015	4.44%
12/09	2,934	3.25%
12/10	2,904	3.21%
12/11	4,010	4.44%
12/12	3,844	4.25%
12/13	3,458	3.83%
12/14	3,362	3.72%
12/15	3,025	3.35%
12/16	2,100	2.32%
12/17	2,111	2.34%
12/18	3,440	3.81%
12/19	3,413	3.78%

Day	Visits	% Visits
12/20	3,174	3.51%
12/21	2,979	3.30%
12/22	2,613	2.89%
12/23	2,080	2.30%
12/24	1,906	2.11%
12/25	2,039	2.26%
12/26	2,300	2.55%
12/27	2,423	2.68%
12/28	2,425	2.68%
12/29	2,302	2.55%
12/30	2,076	2.30%
12/31	1,892	2.09%
<b>Total</b>	<b>90,369</b>	<b>100.00%</b>

items 1-31 of 31

### Visits Trend - Help Card



#### Column Definitions

##### Time Interval (hour, day, etc.)

A one-year report displays monthly time increments. A one-quarter report displays weekly time increments. A one-month report or a one-week report displays daily time increments. A daily report displays hourly time increments. An hour-long interval marked 12:00, for example, includes all activity between 12:00 and 12:59.

##### Visits

Number of visits to your site during the specified time interval. A visit is a series of actions that begins when a visitor views their first page from the server, and ends when the visitor leaves the site or remains idle beyond the idle-time limit. The default idle-time limit is thirty minutes. This time limit can be changed by the system administrator.

##### %

Percentage of visits to your site during the specified time interval compared with all visits to your site during the report period.



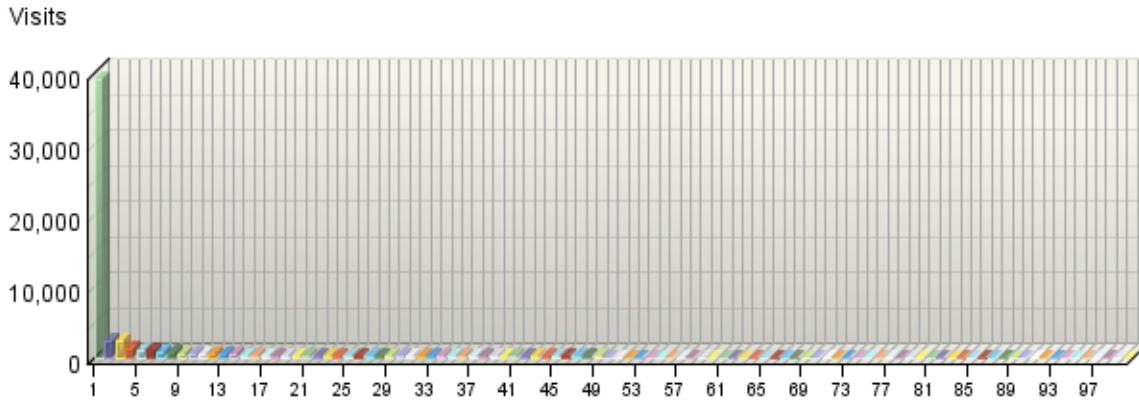
#### Report Descriptions

Periods of less activity can be considered good times for maintenance and content improvement.

# Organizations

If you have enabled the WebTrends GeoTrends Database for this profile, this page will list the most active companies and other organizations visiting your web site.

## Organizations



## Organizations

	Organization Domain Name	Visits	% Visits	Hits
■ 1.	American Registry for Internet Numbers	39,076	43.24%	61,131
	<a href="#">inktomisearch.com</a>	31,465	34.82%	35,393
	Unresolved IP Address	5,374	5.95%	8,364
	<a href="#">rr.com</a>	468	0.52%	1,299
	<a href="#">sbcglobal.net</a>	397	0.44%	1,063
	<a href="#">verizon.net</a>	235	0.26%	741
	<a href="#">bellsouth.net</a>	145	0.16%	329
	<a href="#">cox.net</a>	144	0.16%	408
	<a href="#">comcast.net</a>	122	0.14%	255
	<a href="#">rogers.com</a>	105	0.12%	307
	<a href="#">insightbb.com</a>	103	0.11%	355
	<a href="#">funnelback.com</a>	73	0.08%	6,407
	<a href="#">suddenlink.net</a>	54	0.06%	109
	<a href="#">frontiernet.net</a>	43	0.05%	70
	<a href="#">comcastbusiness.net</a>	36	0.04%	114
	<a href="#">covad.net</a>	27	0.03%	57
	<a href="#">theplanet.com</a>	19	0.02%	22
	<a href="#">dsl.bell.ca</a>	17	0.02%	47



Organization Domain Name	Visits	% Visits	Hits
shost.pl	17	0.02%	25
embarqhsd.net	14	0.02%	40
maxamine.net	14	0.02%	4,778
charter.com	13	0.01%	41
layeredtech.com	13	0.01%	16
centurytel.net	12	0.01%	19
swbell.net	10	0.01%	15
hawaiiantel.net	9	0.01%	39
myvzw.com	9	0.01%	14
clearwire-dns.net	8	0.01%	10
alltel.net	7	0.01%	37
qwest.net	7	0.01%	42
onelinkpr.net	7	0.01%	26
cwjamaica.com	6	0.01%	18
ptd.net	6	0.01%	10
wildblue.net	6	0.01%	14
bresnan.net	5	0.01%	11
shawcable.net	5	0.01%	5
nuvox.net	4	0.00%	4
cgocable.net	4	0.00%	4
prtc.net	3	0.00%	7
sparkplugbb.com	3	0.00%	25
mc.videotron.ca	3	0.00%	47
akamaitechnologies.com	3	0.00%	6
accelovation.com	3	0.00%	350
bobhosting.com	3	0.00%	3
themezoom2.com	2	0.00%	2
sdsl.bell.ca	2	0.00%	5
psidiscs.com	2	0.00%	2
buckeyecom.net	2	0.00%	4
k12.sc.us	2	0.00%	2
google.com	2	0.00%	2
mcwa.com	2	0.00%	3
marshlawfirm.com	1	0.00%	1
opentransfer.com	1	0.00%	13
sanluisrey.org	1	0.00%	2
mansfieldschools.com	1	0.00%	4
becromal.com	1	0.00%	3
cc7221243.sbw.us	1	0.00%	1
spirentcom.com	1	0.00%	1

	Organization Domain Name	Visits	% Visits	Hits
	savetheharbor.org	1	0.00%	1
	medfield.net	1	0.00%	1
	pinnaclelandscape.biz	1	0.00%	1
	archerlaw.com	1	0.00%	12
	gowebgis.com	1	0.00%	5
	mesanetworks.net	1	0.00%	4
	provena.org	1	0.00%	1
	grandenetworks.net	1	0.00%	5
	cavtel.net	1	0.00%	2
	halonet.com.au	1	0.00%	14
	barrettxplore.com	1	0.00%	4
	scansafe.net	1	0.00%	1
	envplanning.com	1	0.00%	1
	rndsystems.com	1	0.00%	1
	emcevv.com	1	0.00%	1
	pacbell.net	1	0.00%	1
	fdn.com	1	0.00%	1
	alink.net	1	0.00%	1
	mmc.edu	1	0.00%	1
	lhcaz.gov	1	0.00%	1
	mstarmetro.net	1	0.00%	1
	aecom.com	1	0.00%	41
	newwavecomm.net	1	0.00%	1
	silentspring.org	1	0.00%	2
	tds.net	1	0.00%	1
	windwardenv.com	1	0.00%	3
	atlanticbb.net	1	0.00%	6
	newnanutilities.org	1	0.00%	1
	heath-lineback.com	1	0.00%	1
	dhccare.com	1	0.00%	16
	browster.com	1	0.00%	1
	speakeasy.net	1	0.00%	3
	fuse.net	1	0.00%	1
	mindspring.com	1	0.00%	3
■ 2.	Hotmail Corporation	2,429	2.69%	18,345
	live.com	1,861	2.06%	15,688
	Unresolved IP Address	360	0.40%	2,325
	phx.gbl	208	0.23%	332
■ 3.	U.S. Environmental Protection Agency	2,315	2.56%	16,350
	Unresolved IP Address	2,252	2.49%	16,124

	Organization Domain Name	Visits	% Visits	Hits
	<a href="#">epa.gov</a>	63	0.07%	226
■ 4.	Verizon Trademark Services LLC	1,307	1.45%	3,608
	<a href="#">verizon.net</a>	465	0.51%	1,369
	<a href="#">comcast.net</a>	309	0.34%	813
	<a href="#">qwest.net</a>	136	0.15%	268
	Unresolved IP Address	105	0.12%	288
	<a href="#">rr.com</a>	97	0.11%	242
	<a href="#">charter.com</a>	54	0.06%	189
	<a href="#">sbcglobal.net</a>	47	0.05%	136
	<a href="#">pacbell.net</a>	45	0.05%	167
	<a href="#">embarqhsd.net</a>	33	0.04%	111
	<a href="#">k12.va.us</a>	3	0.00%	3
	<a href="#">compactmembrane.com</a>	2	0.00%	2
	<a href="#">indexengines.com</a>	1	0.00%	5
	<a href="#">saws.org</a>	1	0.00%	4
	<a href="#">skymoonventures.com</a>	1	0.00%	1
	<a href="#">iowatelecom.net</a>	1	0.00%	1
	<a href="#">ecologicfinance.org</a>	1	0.00%	1
	<a href="#">memorialcare.org</a>	1	0.00%	1
	<a href="#">informinc.org</a>	1	0.00%	1
	<a href="#">eastlink.ca</a>	1	0.00%	1
	<a href="#">shorecrest.org</a>	1	0.00%	1
	<a href="#">telepacific.net</a>	1	0.00%	3
	<a href="#">alltel.net</a>	1	0.00%	1
■ 5.	Microsoft Corp	1,205	1.33%	4,842
	<a href="#">live.com</a>	1,193	1.32%	4,804
	Unresolved IP Address	9	0.01%	35
	<a href="#">msn.com</a>	2	0.00%	2
	<a href="#">microsoft.com</a>	1	0.00%	1
■ 6.	America Online, Inc.	952	1.05%	1,394
	<a href="#">aol.com</a>	932	1.03%	1,367
	Unresolved IP Address	20	0.02%	27
■ 7.	RIPE Network Coordination Centre	906	1.00%	4,017
	Unresolved IP Address	335	0.37%	1,117
	<a href="#">nextgentel.com</a>	63	0.07%	156
	<a href="#">aol.com</a>	61	0.07%	107
	<a href="#">abo.wanadoo.fr</a>	42	0.05%	1,321
	<a href="#">retail.telecomitalia.it</a>	26	0.03%	75
	<a href="#">emirates.net.ae</a>	20	0.02%	34
	<a href="#">rima-tde.net</a>	15	0.02%	43

Organization Domain Name	Visits	% Visits	Hits
upc-a.chello.nl	13	0.01%	17
business.telecomitalia.it	12	0.01%	29
blueyonder.co.uk	9	0.01%	20
proxad.net	9	0.01%	14
paltel.net	8	0.01%	16
net.novis.pt	8	0.01%	16
ttnet.net.tr	8	0.01%	32
nerc-swindon.ac.uk	8	0.01%	25
cust.imagine.ie	8	0.01%	11
speed.planet.nl	7	0.01%	41
eu.int	6	0.01%	11
isp.belgacom.be	6	0.01%	7
telia.com	6	0.01%	6
onlinehome-server.com	5	0.01%	6
cytanet.com.cy	5	0.01%	27
sps.net.sa	5	0.01%	39
adsl-surfen.hetnet.nl	5	0.01%	35
t-dialin.net	4	0.00%	6
ppp.tiscali.fr	4	0.00%	5
dynamic.orange.es	3	0.00%	5
dialog.net.pl	3	0.00%	3
wrcplc.co.uk	3	0.00%	12
direct-adsl.nl	3	0.00%	3
stg.pl	3	0.00%	6
newskies.net	3	0.00%	3
sbb.co.yu	3	0.00%	14
vyh.fi	3	0.00%	9
ngi.no	3	0.00%	12
tau.ac.il	3	0.00%	4
bb.online.no	3	0.00%	18
KCOM.COM	3	0.00%	6
link.net	2	0.00%	30
37-151.net24.it	2	0.00%	16
plus.net	2	0.00%	2
ip.fastwebnet.it	2	0.00%	18
afnet.net	2	0.00%	3
cable.wanadoo.nl	2	0.00%	3
cust.tele2.it	2	0.00%	5
enta.net	2	0.00%	5
30-151.libero.it	2	0.00%	5

Organization Domain Name	Visits	% Visits	Hits
min-saude.pt	2	0.00%	3
dial.rol.ru	2	0.00%	3
netcologne.de	2	0.00%	2
dynamic.qsc.de	2	0.00%	26
inty.net	2	0.00%	2
rsc.org	2	0.00%	2
epfl.ch	2	0.00%	2
coventry.ac.uk	2	0.00%	4
cpe.netcabo.pt	2	0.00%	2
rev.numericable.fr	2	0.00%	3
filter.imagine.ie	2	0.00%	2
tuwien.ac.at	2	0.00%	30
adsl.inetia.pl	2	0.00%	2
unige.ch	2	0.00%	24
chello.pl	2	0.00%	4
cust.bredbandsbolaget.se	2	0.00%	2
cerege.fr	2	0.00%	2
claranet.co.uk	2	0.00%	2
inturbo.lt	2	0.00%	10
bulldogdsl.com	2	0.00%	2
perfora.net	2	0.00%	7
ktu.lt	2	0.00%	2
adsl-dhcp.tele.dk	2	0.00%	2
e-novaction.com	1	0.00%	1
internetdsl.tpnet.pl	1	0.00%	1
dclient.hispeed.ch	1	0.00%	1
pascani.rdsnet.ro	1	0.00%	1
static.cablecom.ch	1	0.00%	2
in-addr.arpa	1	0.00%	1
metronet.co.uk	1	0.00%	1
versanet.de	1	0.00%	13
technion.ac.il	1	0.00%	1
amu.edu.pl	1	0.00%	2
du.xdsl.is	1	0.00%	1
42-151.net24.it	1	0.00%	2
intra.cea.fr	1	0.00%	1
europa.eu	1	0.00%	1
tcompressor.com	1	0.00%	9
net195-132-40.noos.fr	1	0.00%	1
icm.edu.pl	1	0.00%	1

Organization	Domain Name	Visits	% Visits	Hits
	chem.asm.md	1	0.00%	1
	nerc-oxford.ac.uk	1	0.00%	2
	cj.uc.pt	1	0.00%	1
	fastres.net	1	0.00%	1
	hib.no	1	0.00%	1
	vodafone.se	1	0.00%	50
	skanova.com	1	0.00%	1
	ppp.pu.ru	1	0.00%	1
	dsl.introweb.nl	1	0.00%	1
	ing.unitn.it	1	0.00%	19
	moldtelecom.md	1	0.00%	1
	uc.pt	1	0.00%	1
	25-151.libero.it	1	0.00%	2
■ 8.	Asia Pacific Network Information Centre	733	0.81%	2,608
	Unresolved IP Address	341	0.38%	994
	hinet.net	60	0.07%	493
	125.airtelbroadband.in	50	0.06%	234
	61.airtelbroadband.in	30	0.03%	65
	bigpond.net.au	20	0.02%	41
	telkom.net.id	19	0.02%	123
	net.my	16	0.02%	64
	203.airtelbroadband.in	16	0.02%	46
	59.airtelbroadband.in	15	0.02%	36
	sify.net	15	0.02%	123
	pldt.net	15	0.02%	21
	ntu.edu.tw	11	0.01%	86
	dion.ne.jp	10	0.01%	18
	instanhosting.com.au	9	0.01%	12
	tm.net.my	8	0.01%	37
	vietel.com.vn	7	0.01%	9
	singnet.com.sg	6	0.01%	6
	global-gateway.net.nz	4	0.00%	6
	ocn.ne.jp	3	0.00%	3
	eaccess.ne.jp	3	0.00%	19
	ucom.ne.jp	3	0.00%	11
	infoweb.ne.jp	3	0.00%	3
	chubu.ac.jp	3	0.00%	4
	myschools.net	3	0.00%	4
	pacific.net.sg	3	0.00%	3
	adsl.slt.net.lk	3	0.00%	4

Organization Domain Name	Visits	% Visits	Hits
totbb.net	3	0.00%	14
sparqnet.net	2	0.00%	2
exatt.net	2	0.00%	2
NCTU.edu.tw	2	0.00%	2
westnet.com.au	2	0.00%	5
163data.com.cn	2	0.00%	2
giga.net.tw	2	0.00%	2
plala.or.jp	2	0.00%	2
hbrc.govt.nz	2	0.00%	2
sktelecom.com	2	0.00%	4
zaq.ne.jp	2	0.00%	24
tfn.net.tw	2	0.00%	3
cnca.ph	1	0.00%	1
lsc.net.tw	1	0.00%	9
hakata09.bbiq.jp	1	0.00%	2
ceri.jp	1	0.00%	1
adelaide.edu.au	1	0.00%	1
wa.gov.au	1	0.00%	1
xtra.co.nz	1	0.00%	1
eth.net	1	0.00%	1
optusnet.com.au	1	0.00%	2
vsnl.net.in	1	0.00%	1
callplus.net.nz	1	0.00%	6
dyu.edu.tw	1	0.00%	1
pacific.net.ph	1	0.00%	4
iinet.net.au	1	0.00%	1
snu.ac.kr	1	0.00%	14
utsunomiya-u.ac.jp	1	0.00%	1
catv02.itscom.jp	1	0.00%	1
static-9-204-16-61-primus-india.net	1	0.00%	1
ncnu.edu.tw	1	0.00%	9
kobegakuin.ac.jp	1	0.00%	1
beca.co.nz	1	0.00%	1
pacific.net.au	1	0.00%	1
tmns.net.au	1	0.00%	1
cpdc.com.tw	1	0.00%	1
fzu.edu.cn	1	0.00%	4
pacific.net.hk	1	0.00%	1
cbn.net.id	1	0.00%	1
njs.co.jp	1	0.00%	1

	<b>Organization Domain Name</b>	<b>Visits</b>	<b>% Visits</b>	<b>Hits</b>
	<a href="#">home.ne.jp</a>	1	0.00%	1
	<a href="#">so-net.ne.jp</a>	1	0.00%	1
	<a href="#">mesh.ad.jp</a>	1	0.00%	1
	<a href="#">asianet.co.th</a>	1	0.00%	6
■ 9.	Asia Pacific Network Information Center, Pty. Ltd.	674	0.75%	2,150
	<a href="#">inktomisearch.com</a>	401	0.44%	440
	Unresolved IP Address	225	0.25%	1,629
	<a href="#">hcm.fpt.vn</a>	12	0.01%	30
	<a href="#">hinet.net</a>	5	0.01%	6
	<a href="#">bigpond.net.au</a>	5	0.01%	12
	<a href="#">yahoo.com</a>	4	0.00%	4
	<a href="#">philonline.com</a>	3	0.00%	3
	<a href="#">connect.net.au</a>	2	0.00%	2
	<a href="#">tulipconnect.com</a>	2	0.00%	4
	<a href="#">fpt.vn</a>	2	0.00%	2
	<a href="#">gnint.net</a>	2	0.00%	2
	<a href="#">youtele.com</a>	2	0.00%	2
	<a href="#">btinfonet.com</a>	2	0.00%	2
	<a href="#">so-net.ne.jp</a>	1	0.00%	1
	<a href="#">on.net</a>	1	0.00%	1
	<a href="#">icnet.ne.jp</a>	1	0.00%	1
	<a href="#">iinet.net.au</a>	1	0.00%	5
	<a href="#">iqara.net</a>	1	0.00%	1
	<a href="#">asianetcom.net</a>	1	0.00%	1
	<a href="#">optusnet.com.au</a>	1	0.00%	2
■ 10.	Comcast Cable Communications, Inc.	633	0.70%	1,702
	<a href="#">comcast.net</a>	576	0.64%	1,489
	Unresolved IP Address	57	0.06%	213
■ 11.	EXCALIBUR Group, A Time Warner Company	492	0.54%	1,531
	<a href="#">rr.com</a>	372	0.41%	1,311
	Unresolved IP Address	47	0.05%	55
	<a href="#">wideopenwest.com</a>	10	0.01%	22
	<a href="#">mindspring.com</a>	7	0.01%	20
	<a href="#">sunflower.com</a>	6	0.01%	13
	<a href="#">clearwire-dns.net</a>	5	0.01%	8
	<a href="#">speakeasy.net</a>	3	0.00%	26
	<a href="#">cavtel.net</a>	2	0.00%	2
	<a href="#">adelphia.net</a>	2	0.00%	2
	<a href="#">treca.org</a>	2	0.00%	4



	<b>Organization Domain Name</b>	<b>Visits</b>	<b>% Visits</b>	<b>Hits</b>
	<a href="#">knology.net</a>	2	0.00%	2
	<a href="#">sacoriver.net</a>	2	0.00%	2
	<a href="#">palmspringsusa.com</a>	2	0.00%	2
	<a href="#">t6broadband.com</a>	2	0.00%	6
	<a href="#">dnns.net</a>	2	0.00%	2
	<a href="#">k12.mn.us</a>	2	0.00%	4
	<a href="#">cpumc.org</a>	1	0.00%	3
	<a href="#">wispertel.net</a>	1	0.00%	6
	<a href="#">ctsiok.net</a>	1	0.00%	1
	<a href="#">eastlink.ca</a>	1	0.00%	1
	<a href="#">k12.wi.us</a>	1	0.00%	2
	<a href="#">consolidated.net</a>	1	0.00%	1
	<a href="#">ptd.net</a>	1	0.00%	1
	<a href="#">tnt21.com</a>	1	0.00%	1
	<a href="#">ldmi.com</a>	1	0.00%	1
	<a href="#">milwpc.com</a>	1	0.00%	1
	<a href="#">patmedia.net</a>	1	0.00%	1
	<a href="#">aircanopy.net</a>	1	0.00%	2
	<a href="#">hereintown.net</a>	1	0.00%	1
	<a href="#">solarus.biz</a>	1	0.00%	1
	<a href="#">smsd.org</a>	1	0.00%	1
	<a href="#">wavecable.com</a>	1	0.00%	1
	<a href="#">schaerermayfieldusa.com</a>	1	0.00%	1
	<a href="#">tr.cgocable.ca</a>	1	0.00%	1
	<a href="#">globetrotter.net</a>	1	0.00%	1
	<a href="#">rapidvps.com</a>	1	0.00%	1
	<a href="#">multacom.com</a>	1	0.00%	17
	<a href="#">midco.net</a>	1	0.00%	1
	<a href="#">ripnet.com</a>	1	0.00%	1
	<a href="#">gctel.net</a>	1	0.00%	2
■ 12.	<b>CHARTER COMMUNICATIONS</b>	460	0.51%	1,639
	<a href="#">charter.com</a>	446	0.49%	1,607
	Unresolved IP Address	12	0.01%	30
	<a href="#">industrialinfo.com</a>	1	0.00%	1
	<a href="#">skyrider.net</a>	1	0.00%	1
■ 13.	<b>Road Runner</b>	441	0.49%	1,147
	<a href="#">rr.com</a>	434	0.48%	1,128
	Unresolved IP Address	6	0.01%	12
	<a href="#">oha.org</a>	1	0.00%	7
■ 14.	<b>Bell South Intellectual Property Corporation</b>	415	0.46%	867

	<b>Organization Domain Name</b>	<b>Visits</b>	<b>% Visits</b>	<b>Hits</b>
	<a href="#">bellsouth.net</a>	287	0.32%	604
	Unresolved IP Address	69	0.08%	163
	<a href="#">fctvplus.net</a>	8	0.01%	8
	<a href="#">intercage.com</a>	8	0.01%	10
	<a href="#">metrocast.net</a>	5	0.01%	17
	<a href="#">lunarpages.com</a>	3	0.00%	3
	<a href="#">mpowercom.net</a>	3	0.00%	5
	<a href="#">distributel.net</a>	2	0.00%	3
	<a href="#">integrity.com</a>	2	0.00%	3
	<a href="#">genereed.com</a>	2	0.00%	4
	<a href="#">shawgrp.com</a>	2	0.00%	3
	<a href="#">yahoo.com</a>	2	0.00%	2
	<a href="#">lfpl.org</a>	2	0.00%	2
	<a href="#">hostforweb.net</a>	1	0.00%	5
	<a href="#">dchsystem.com</a>	1	0.00%	3
	<a href="#">allenuniversity.com</a>	1	0.00%	6
	<a href="#">daylightsolutions.net</a>	1	0.00%	1
	<a href="#">briworks.net</a>	1	0.00%	1
	<a href="#">groen.com</a>	1	0.00%	2
	<a href="#">bhsala.com</a>	1	0.00%	2
	<a href="#">ircgov.com</a>	1	0.00%	2
	<a href="#">knology.net</a>	1	0.00%	3
	<a href="#">jetnetwork.com</a>	1	0.00%	4
	<a href="#">teletecnet.net</a>	1	0.00%	1
	<a href="#">prayoninc.com</a>	1	0.00%	1
	<a href="#">ancdf.org</a>	1	0.00%	1
	<a href="#">flarchaeology.com</a>	1	0.00%	1
	<a href="#">wightman.ca</a>	1	0.00%	1
	<a href="#">noisettesc.com</a>	1	0.00%	2
	<a href="#">swoca.net</a>	1	0.00%	1
	<a href="#">bls.com</a>	1	0.00%	1
	<a href="#">pendercountyschools.net</a>	1	0.00%	1
	<a href="#">acsalaska.net</a>	1	0.00%	1
■ 15.	NIB	367	0.41%	928
	Unresolved IP Address	347	0.38%	893
	<a href="#">bsnl.co.in</a>	20	0.02%	35
■ 16.	PROVIDER Local Registry	343	0.38%	1,394
	Unresolved IP Address	183	0.20%	867
	<a href="#">proxad.net</a>	27	0.03%	103
	<a href="#">ttnet.net.tr</a>	19	0.02%	80

Organization Domain Name	Visits	% Visits	Hits
as9105.com	19	0.02%	27
pol.co.uk	10	0.01%	19
cable.casema.nl	9	0.01%	69
blueyonder.co.uk	6	0.01%	22
access.telenet.be	6	0.01%	6
clients.easynet.fr	5	0.01%	5
otenet.gr	4	0.00%	7
business.telecomitalia.it	4	0.00%	7
customer.teleport-iabg.de	4	0.00%	4
fastres.net	3	0.00%	82
adsl.cybercity.dk	3	0.00%	4
pool.t-online.hu	2	0.00%	2
adsl.forthnet.gr	2	0.00%	3
cousin-group.fr	2	0.00%	2
vie.surfer.at	2	0.00%	2
tcompressor.com	2	0.00%	9
tvcom.ru	1	0.00%	1
adsl.alicedsl.de	1	0.00%	1
012.net.il	1	0.00%	2
cyprusinstitute.com	1	0.00%	1
dsl.nextra.sk	1	0.00%	1
afccmail.com	1	0.00%	1
skylogicnet.com	1	0.00%	2
bnaa.dk	1	0.00%	1
broadband3.iol.cz	1	0.00%	1
divona.net	1	0.00%	1
kpmg.nl	1	0.00%	1
in-addr.arpa	1	0.00%	1
bredband2.com	1	0.00%	1
broadband4.iol.cz	1	0.00%	1
globaltt.com	1	0.00%	2
yestechnology.co.uk	1	0.00%	1
netia.com.pl	1	0.00%	1
pool.tvnet.hu	1	0.00%	1
vanco.co.uk	1	0.00%	1
tis-dialog.ru	1	0.00%	1
afsset.fr	1	0.00%	1
54.eap.gr	1	0.00%	34
cust.mdfnet.se	1	0.00%	2
adsl.tele2.no	1	0.00%	1

	Organization Domain Name	Visits	% Visits	Hits
	<a href="#">lb.home.nl</a>	1	0.00%	2
	<a href="#">dataxprs.com.eg</a>	1	0.00%	1
	<a href="#">uzpak.uz</a>	1	0.00%	4
	<a href="#">usul.arrakis.es</a>	1	0.00%	3
	<a href="#">dtiltas.lt</a>	1	0.00%	1
	<a href="#">barak-online.net</a>	1	0.00%	1
	<a href="#">bulldogdsl.com</a>	1	0.00%	1
■ 17.	Google Inc.	343	0.38%	676
	Unresolved IP Address	279	0.31%	547
	<a href="#">google.com</a>	64	0.07%	129
■ 18.	Ask Jeeves Inc.	322	0.36%	1,328
	<a href="#">ask.com</a>	290	0.32%	1,271
	Unresolved IP Address	32	0.04%	57
■ 19.	UUNET Technologies, Inc.	320	0.35%	899
	Unresolved IP Address	256	0.28%	584
	<a href="#">uu.net</a>	15	0.02%	21
	<a href="#">cableone.net</a>	9	0.01%	107
	<a href="#">alter.net</a>	7	0.01%	128
	<a href="#">rmtinc.com</a>	5	0.01%	7
	<a href="#">rr.com</a>	4	0.00%	9
	<a href="#">dawnbreaker.com</a>	2	0.00%	5
	<a href="#">wildblue.net</a>	2	0.00%	3
	<a href="#">wideopenwest.com</a>	2	0.00%	3
	<a href="#">gtcom.net</a>	2	0.00%	2
	<a href="#">static-ip.ravand.ca</a>	2	0.00%	2
	<a href="#">host234.136.251.208</a>	1	0.00%	2
	<a href="#">agsea.com</a>	1	0.00%	2
	<a href="#">ucauca.edu.co</a>	1	0.00%	1
	<a href="#">rbinet.co.uk</a>	1	0.00%	3
	<a href="#">netins.net</a>	1	0.00%	1
	<a href="#">wecon.com</a>	1	0.00%	1
	<a href="#">eplus.com</a>	1	0.00%	1
	<a href="#">naacpldf.org</a>	1	0.00%	10
	<a href="#">versar.com</a>	1	0.00%	2
	<a href="#">southernwine.com</a>	1	0.00%	1
	<a href="#">webformix.com</a>	1	0.00%	1
	<a href="#">k12.nh.us</a>	1	0.00%	1
	<a href="#">nrdc.org</a>	1	0.00%	1
	<a href="#">mindspring.com</a>	1	0.00%	1

	Organization Domain Name	Visits	% Visits	Hits
■ 20.	Latin American and Caribbean IP address Regional Registry	308	0.34%	936
	Unresolved IP Address	68	0.08%	156
	<a href="#">prod-infinitum.com.mx</a>	49	0.05%	139
	<a href="#">anteldata.net.uy</a>	28	0.03%	113
	<a href="#">speedy.net.pe</a>	21	0.02%	46
	<a href="#">fibertel.com.ar</a>	18	0.02%	85
	<a href="#">veloxzone.com.br</a>	15	0.02%	28
	<a href="#">telesp.net.br</a>	12	0.01%	26
	<a href="#">cantv.net</a>	12	0.01%	37
	<a href="#">virtua.com.br</a>	6	0.01%	54
	<a href="#">iqm.unicamp.br</a>	4	0.00%	83
	<a href="#">telecom.net.ar</a>	4	0.00%	10
	<a href="#">bk6-ipfija.surnet.cl</a>	4	0.00%	8
	<a href="#">vtr.net</a>	4	0.00%	16
	<a href="#">ufpa.br</a>	3	0.00%	3
	<a href="#">telemar.net.br</a>	3	0.00%	5
	<a href="#">mrse.com.ar</a>	3	0.00%	3
	<a href="#">brasiltelecom.net.br</a>	3	0.00%	16
	<a href="#">adsl.terra.cl</a>	2	0.00%	3
	<a href="#">etb.net.co</a>	2	0.00%	2
	<a href="#">ajato.com.br</a>	2	0.00%	2
	<a href="#">prima.net.ar</a>	2	0.00%	2
	<a href="#">btl.net</a>	1	0.00%	1
	<a href="#">satnet.net</a>	1	0.00%	1
	<a href="#">megared.net.mx</a>	1	0.00%	1
	<a href="#">cust.tie.cl</a>	1	0.00%	1
	<a href="#">easyband.com.br</a>	1	0.00%	8
	<a href="#">tsst.net.tt</a>	1	0.00%	1
	<a href="#">bk15-dsl.surnet.cl</a>	1	0.00%	1
	<a href="#">acessa.com</a>	1	0.00%	1
	<a href="#">bomjesus.br</a>	1	0.00%	3
	<a href="#">corinsa.hn</a>	1	0.00%	2
	<a href="#">starweb.com.br</a>	1	0.00%	1
	<a href="#">cmet.net</a>	1	0.00%	2
	<a href="#">esalq.usp.br</a>	1	0.00%	1
	<a href="#">ipen.br</a>	1	0.00%	1
	<a href="#">iq.usp.br</a>	1	0.00%	29
	<a href="#">coldecon.com</a>	1	0.00%	1
	<a href="#">cnpma.embrapa.br</a>	1	0.00%	2

	Organization Domain Name	Visits	% Visits	Hits
	<a href="#">up.ac.pa</a>	1	0.00%	2
	<a href="#">ufms.br</a>	1	0.00%	1
	<a href="#">ige.unicamp.br</a>	1	0.00%	1
	<a href="#">007mundo.com</a>	1	0.00%	2
	<a href="#">cnpp.gob.hn</a>	1	0.00%	1
	<a href="#">ib.usp.br</a>	1	0.00%	1
	<a href="#">speedy.com.ar</a>	1	0.00%	1
	<a href="#">digizap.com.br</a>	1	0.00%	1
	<a href="#">orbitel.net.co</a>	1	0.00%	2
	<a href="#">ibp.co.cu</a>	1	0.00%	1
	<a href="#">ecovap.com.br</a>	1	0.00%	1
	<a href="#">snap.co.cu</a>	1	0.00%	3
	<a href="#">pilar-ciudad.com.ar</a>	1	0.00%	1
	<a href="#">cenargen.embrapa.br</a>	1	0.00%	2
	<a href="#">metalock.com.br</a>	1	0.00%	1
	<a href="#">veterinaria.uff.br</a>	1	0.00%	2
	<a href="#">iplannetworks.net</a>	1	0.00%	1
	<a href="#">2go.com.br</a>	1	0.00%	1
	<a href="#">urrea.com.mx</a>	1	0.00%	1
	<a href="#">saint-gobain.com.br</a>	1	0.00%	1
	<a href="#">albalonga.com.br</a>	1	0.00%	5
	<a href="#">wnetrj.com.br</a>	1	0.00%	1
	<a href="#">prod-empresarial.com.mx</a>	1	0.00%	4
	<a href="#">telmex.com.pe</a>	1	0.00%	1
	<a href="#">pancanal.com</a>	1	0.00%	2
	<a href="#">cable.net.co</a>	1	0.00%	2
■ 21.	CSC Holdings, Inc.	304	0.34%	856
	<a href="#">optonline.net</a>	294	0.33%	835
	Unresolved IP Address	7	0.01%	8
	<a href="#">slc.edu</a>	3	0.00%	13
■ 22.	FRANCE TELECOM	297	0.33%	1,266
	<a href="#">fti.net</a>	263	0.29%	415
	<a href="#">abo.wanadoo.fr</a>	28	0.03%	664
	Unresolved IP Address	4	0.00%	185
	<a href="#">novasep.com</a>	1	0.00%	1
	<a href="#">static-ip.oleane.fr</a>	1	0.00%	1
■ 23.	Videsh Sanchar Nigam Ltd - India.	291	0.32%	1,199
	<a href="#">vsnl.net.in</a>	208	0.23%	899
	Unresolved IP Address	57	0.06%	242
	<a href="#">iitm.ac.in</a>	8	0.01%	13

	Organization Domain Name	Visits	% Visits	Hits
	<a href="#">eth.net</a>	5	0.01%	17
	<a href="#">barc.ernet.in</a>	2	0.00%	2
	<a href="#">iuc.res.in</a>	2	0.00%	9
	<a href="#">pricol.co.in</a>	2	0.00%	2
	<a href="#">ncbs.res.in</a>	1	0.00%	1
	<a href="#">vsnl.net</a>	1	0.00%	4
	<a href="#">ccmb.res.in</a>	1	0.00%	1
	<a href="#">cdac.in</a>	1	0.00%	1
	<a href="#">co.in</a>	1	0.00%	1
	<a href="#">wii.gov.in</a>	1	0.00%	5
	<a href="#">jncasr.ac.in</a>	1	0.00%	2
■ 24.	Comcast Cable Communications	287	0.32%	795
	<a href="#">comcast.net</a>	259	0.29%	747
	Unresolved IP Address	28	0.03%	48
■ 25.	COX COMMUNICATIONS	277	0.31%	804
	<a href="#">cox.net</a>	263	0.29%	770
	Unresolved IP Address	9	0.01%	26
	<a href="#">sbcox.net</a>	2	0.00%	5
	<a href="#">msis.net</a>	1	0.00%	1
	<a href="#">imtmems.com</a>	1	0.00%	1
	<a href="#">mcpherson.com</a>	1	0.00%	1
■ 26.	ioNET, Inc.	273	0.30%	1,167
	Unresolved IP Address	171	0.19%	939
	<a href="#">cosmixcorp.com</a>	58	0.06%	99
	<a href="#">ttemi.com</a>	24	0.03%	63
	<a href="#">cogentco.com</a>	8	0.01%	13
	<a href="#">nctelecom.net</a>	2	0.00%	4
	<a href="#">kattenlaw.com</a>	1	0.00%	1
	<a href="#">eheinc.com</a>	1	0.00%	1
	<a href="#">fwwatch.org</a>	1	0.00%	4
	<a href="#">cel.ca</a>	1	0.00%	1
	<a href="#">american-bb.com</a>	1	0.00%	2
	<a href="#">univision.com</a>	1	0.00%	1
	<a href="#">hro.com</a>	1	0.00%	35
	<a href="#">bluffviewcapital.com</a>	1	0.00%	1
	<a href="#">stadtmauerbailkin.com</a>	1	0.00%	1
	<a href="#">cpubroadband.net</a>	1	0.00%	2
■ 27.	Cox Communications Inc.	269	0.30%	821
	<a href="#">cox.net</a>	257	0.28%	788
	Unresolved IP Address	10	0.01%	26

	Organization Domain Name	Visits	% Visits	Hits
	<a href="#">futurefoam.com</a>	1	0.00%	6
	<a href="#">cityofdestin.com</a>	1	0.00%	1
■ 28.	Comcast Cable Communications, Inc	265	0.29%	681
	<a href="#">comcast.net</a>	203	0.22%	591
	Unresolved IP Address	62	0.07%	90
■ 29.	Comcast Cable Communications Holdings, Inc.	265	0.29%	629
	<a href="#">comcast.net</a>	235	0.26%	552
	Unresolved IP Address	29	0.03%	76
	<a href="#">discover-aai.com</a>	1	0.00%	1
■ 30.	Verizon Internet Services	265	0.29%	901
	<a href="#">verizon.net</a>	241	0.27%	794
	Unresolved IP Address	16	0.02%	84
	<a href="#">fema.gov</a>	3	0.00%	6
	<a href="#">infosyslabs.com</a>	1	0.00%	2
	<a href="#">mbklawyers.com</a>	1	0.00%	10
	<a href="#">aps1.net</a>	1	0.00%	1
	<a href="#">dvcenter.org</a>	1	0.00%	2
	<a href="#">ahs-llc.com</a>	1	0.00%	2
■ 31.	Google Inc	262	0.29%	14,471
	<a href="#">googlebot.com</a>	241	0.27%	13,608
	Unresolved IP Address	21	0.02%	863
■ 32.	Comcast Cable Communications, IP Services	250	0.28%	680
	<a href="#">comcast.net</a>	221	0.24%	638
	Unresolved IP Address	29	0.03%	42
■ 33.	Qwest Communications International Inc.	239	0.26%	665
	<a href="#">qwest.net</a>	177	0.20%	523
	Unresolved IP Address	45	0.05%	93
	<a href="#">ctuir.com</a>	5	0.01%	7
	<a href="#">tetonwireless.com</a>	2	0.00%	20
	<a href="#">wadsnet.net</a>	1	0.00%	3
	<a href="#">skillsoft.com</a>	1	0.00%	7
	<a href="#">rainbo.com</a>	1	0.00%	1
	<a href="#">k12.az.us</a>	1	0.00%	2
	<a href="#">portofportland.com</a>	1	0.00%	2
	<a href="#">naes.com</a>	1	0.00%	1
	<a href="#">jjpg.com</a>	1	0.00%	1
	<a href="#">burlingtontelecom.net</a>	1	0.00%	3
	<a href="#">bard.edu</a>	1	0.00%	1
	<a href="#">vescentphotonics.com</a>	1	0.00%	1



	<b>Organization Domain Name</b>	<b>Visits</b>	<b>% Visits</b>	<b>Hits</b>
■ 34.	Picsearch AB	237	0.26%	542
	<a href="http://picsearch.com">picsearch.com</a>	135	0.15%	333
	Unresolved IP Address	102	0.11%	209
■ 35.	Carnegie-Mellon University	234	0.26%	1,698
	<a href="http://cmu.edu">cmu.edu</a>	227	0.25%	1,688
	Unresolved IP Address	7	0.01%	10
■ 36.	Pacific Bell Internet Services	213	0.24%	525
	Unresolved IP Address	61	0.07%	158
	<a href="http://pacbell.net">pacbell.net</a>	50	0.06%	146
	<a href="http://mindspring.com">mindspring.com</a>	10	0.01%	16
	<a href="http://tds.net">tds.net</a>	10	0.01%	20
	<a href="http://hostsr.us">hostsr.us</a>	7	0.01%	7
	<a href="http://hws.edu">hws.edu</a>	6	0.01%	19
	<a href="http://optonline.net">optonline.net</a>	6	0.01%	13
	<a href="http://nctv.com">nctv.com</a>	5	0.01%	8
	<a href="http://choiceone.net">choiceone.net</a>	5	0.01%	29
	<a href="http://cernel.net">cernel.net</a>	4	0.00%	11
	<a href="http://redred.com">redred.com</a>	4	0.00%	9
	<a href="http://localnet.com">localnet.com</a>	3	0.00%	3
	<a href="http://usfamily.net">usfamily.net</a>	3	0.00%	4
	<a href="http://clearwire-dns.net">clearwire-dns.net</a>	3	0.00%	3
	<a href="http://express.tc">express.tc</a>	2	0.00%	4
	<a href="http://mecdc.net">mecdc.net</a>	2	0.00%	3
	<a href="http://srtc.com">srtc.com</a>	2	0.00%	2
	<a href="http://phenomenex.com">phenomenex.com</a>	2	0.00%	2
	<a href="http://twtelecom.net">twtelecom.net</a>	2	0.00%	2
	<a href="http://abac.net">abac.net</a>	2	0.00%	3
	<a href="http://o1.com">o1.com</a>	2	0.00%	2
	<a href="http://washington.edu">washington.edu</a>	2	0.00%	2
	<a href="http://plateautel.net">plateautel.net</a>	2	0.00%	2
	<a href="http://sonicleads.com">sonicleads.com</a>	1	0.00%	3
	<a href="http://esc18.net">esc18.net</a>	1	0.00%	2
	<a href="http://debconstruct.com">debconstruct.com</a>	1	0.00%	1
	<a href="http://axsne.net">axsne.net</a>	1	0.00%	2
	<a href="http://wcg.net">wcg.net</a>	1	0.00%	1
	<a href="http://elknet.net">elknet.net</a>	1	0.00%	1
	<a href="http://rr.com">rr.com</a>	1	0.00%	5
	<a href="http://worldpath.net">worldpath.net</a>	1	0.00%	1
	<a href="http://gwtc.net">gwtc.net</a>	1	0.00%	1
<a href="http://mntntel.net">mntntel.net</a>	1	0.00%	1	

	Organization Domain Name	Visits	% Visits	Hits
	<a href="#">speednetllc.com</a>	1	0.00%	8
	<a href="#">epix.net</a>	1	0.00%	1
	<a href="#">yahoo.com</a>	1	0.00%	9
	<a href="#">labiomed.org</a>	1	0.00%	17
	<a href="#">climatec.com</a>	1	0.00%	1
	<a href="#">dreamhost.com</a>	1	0.00%	1
	<a href="#">hatch.ca</a>	1	0.00%	1
	<a href="#">sbcglobal.net</a>	1	0.00%	1
■ 37.	Daum Communication	210	0.23%	224
	Unresolved IP Address	210	0.23%	224
■ 38.	Level 3 Communications, Inc.	200	0.22%	393
	<a href="#">level3.net</a>	95	0.11%	221
	<a href="#">ev1servers.net</a>	66	0.07%	74
	Unresolved IP Address	19	0.02%	46
	<a href="#">razorservers.com</a>	5	0.01%	5
	<a href="#">verizon.net</a>	3	0.00%	5
	<a href="#">vermontel.net</a>	2	0.00%	4
	<a href="#">four.years</a>	2	0.00%	2
	<a href="#">yahoo.com</a>	2	0.00%	3
	<a href="#">halliburton.com</a>	1	0.00%	1
	<a href="#">lexcominc.net</a>	1	0.00%	5
	<a href="#">warpdriveonline.com</a>	1	0.00%	2
	<a href="#">coxomaha.net</a>	1	0.00%	22
	<a href="#">vsat-systems.net</a>	1	0.00%	1
	<a href="#">shopwiki.com</a>	1	0.00%	2
■ 39.	ThePlanet.com Internet Services, Inc.	193	0.21%	297
	<a href="#">theplanet.com</a>	173	0.19%	273
	<a href="#">tugaservers.com</a>	11	0.01%	11
	Unresolved IP Address	6	0.01%	8
	<a href="#">sensationalcaliber.com</a>	2	0.00%	2
	<a href="#">clickhosting.co.uk</a>	1	0.00%	3
■ 40.	Internet Assigned Numbers Authority	190	0.21%	663
	Unresolved IP Address	88	0.10%	285
	<a href="#">sky.com</a>	7	0.01%	9
	<a href="#">barak-online.net</a>	5	0.01%	12
	<a href="#">abo.wanadoo.fr</a>	5	0.01%	7
	<a href="#">infoweb.ne.jp</a>	5	0.01%	12
	<a href="#">bti.net.ph</a>	4	0.00%	4
	<a href="#">pool.einsundeins.de</a>	4	0.00%	5
	<a href="#">ocn.ne.jp</a>	3	0.00%	10

Organization Domain Name	Visits	% Visits	Hits
agava.net	3	0.00%	15
murphx.net	3	0.00%	4
plala.or.jp	3	0.00%	153
asahi-net.or.jp	3	0.00%	4
netvision.net.il	3	0.00%	5
p.pppool.de	2	0.00%	2
ntlworld.ie	2	0.00%	2
net.novis.pt	2	0.00%	4
fx-net.ro	2	0.00%	5
dsl.iskon.hr	2	0.00%	2
net.t-com.hr	2	0.00%	5
ukrtel.net	2	0.00%	3
comunitel.net	2	0.00%	5
t-2.net	2	0.00%	4
ip2long.net	2	0.00%	9
89-adsl.spbnit.ru	2	0.00%	2
zappmobile.ro	1	0.00%	1
ip14.fastwebnet.it	1	0.00%	1
n.pppool.de	1	0.00%	2
91-127-89.t-com.sk	1	0.00%	1
91-127-80.t-com.sk	1	0.00%	2
adslplus.ch	1	0.00%	1
91-127-149.t-com.sk	1	0.00%	1
t.pppool.de	1	0.00%	1
u.pppool.de	1	0.00%	1
91-127-99.t-com.sk	1	0.00%	2
npg.org.uk	1	0.00%	1
web.vodafone.de	1	0.00%	1
bigpond.net.au	1	0.00%	2
karneval.cz	1	0.00%	1
tkb.net.pl	1	0.00%	1
t-dialin.net	1	0.00%	5
ppp.tiscali.fr	1	0.00%	6
0.fullrate.dk	1	0.00%	21
91-127-68.t-com.sk	1	0.00%	1
91-127-24.t-com.sk	1	0.00%	1
kielnet.net	1	0.00%	15
zamosc.mm.pl	1	0.00%	1
dip0.t-ipconnect.de	1	0.00%	1
ewe-ip-backbone.de	1	0.00%	1

	Organization Domain Name	Visits	% Visits	Hits
	<a href="#">vsnl.net.in</a>	1	0.00%	2
	<a href="#">pppoe.avangard-dsl.ru</a>	1	0.00%	9
	<a href="#">l.strato-dslnet.de</a>	1	0.00%	1
	<a href="#">adsl.datanet.hu</a>	1	0.00%	4
	<a href="#">dsl.club-internet.fr</a>	1	0.00%	5
	<a href="#">dsl.hol.gr</a>	1	0.00%	1
	<a href="#">m.pppool.de</a>	1	0.00%	1
	<a href="#">singnet.com.sg</a>	1	0.00%	1
■ 41.	DELEGATED BLOCK	188	0.21%	251
	<a href="#">exabot.com</a>	187	0.21%	248
	Unresolved IP Address	1	0.00%	3
■ 42.	Verizon Internet Services Inc.	182	0.20%	532
	<a href="#">verizon.net</a>	175	0.19%	510
	Unresolved IP Address	7	0.01%	22
■ 43.	National Internet Backbone	180	0.20%	485
	Unresolved IP Address	173	0.19%	476
	<a href="#">nltk.ac.in</a>	3	0.00%	5
	<a href="#">cat.ernet.in</a>	2	0.00%	2
	<a href="#">cdfd.org.in</a>	1	0.00%	1
	<a href="#">nio.org</a>	1	0.00%	1
■ 44.	Southwestern Bell Internet Services, Inc.	177	0.20%	360
	<a href="#">swbell.net</a>	40	0.04%	75
	<a href="#">seureserver.net</a>	33	0.04%	37
	Unresolved IP Address	29	0.03%	80
	<a href="#">softlayer.com</a>	7	0.01%	9
	<a href="#">rr.com</a>	5	0.01%	10
	<a href="#">epix.net</a>	4	0.00%	4
	<a href="#">archive.org</a>	3	0.00%	3
	<a href="#">comporium.net</a>	3	0.00%	3
	<a href="#">mindspring.com</a>	3	0.00%	7
	<a href="#">cablespeed.com</a>	3	0.00%	8
	<a href="#">barrettxplore.com</a>	3	0.00%	3
	<a href="#">midco.net</a>	3	0.00%	3
	<a href="#">sbcglobal.net</a>	2	0.00%	2
	<a href="#">ldial.com</a>	2	0.00%	3
	<a href="#">stpsb.org</a>	2	0.00%	2
	<a href="#">fuse.net</a>	2	0.00%	5
	<a href="#">icst.org</a>	2	0.00%	5
	<a href="#">marquisnet.com</a>	2	0.00%	3
	<a href="#">cimcoisp.net</a>	2	0.00%	25

Organization Domain Name	Visits	% Visits	Hits
nt.net	1	0.00%	1
twcbs.com	1	0.00%	1
shoreham.net	1	0.00%	1
california.com	1	0.00%	17
seovec.org	1	0.00%	1
dejazzd.com	1	0.00%	1
stj.com	1	0.00%	1
dst.tx.us	1	0.00%	1
sonic.net	1	0.00%	1
lahey.org	1	0.00%	1
round-rock.tx.us	1	0.00%	2
rectorseal.com	1	0.00%	1
k12.oh.us	1	0.00%	9
osagetribe.org	1	0.00%	1
airstreamcomm.net	1	0.00%	2
lingopropertiesinc.com	1	0.00%	1
coretel.net	1	0.00%	8
jpshealth.org	1	0.00%	1
dslextreme.com	1	0.00%	1
callamericacom.net	1	0.00%	1
coastalbend.edu	1	0.00%	2
k12.fl.us	1	0.00%	1
rogers.com	1	0.00%	12
si-intl.com	1	0.00%	1
grisd.net	1	0.00%	1
scoca.org	1	0.00%	1
fmtc.com	1	0.00%	2
■ 45. RIPE NCC	175	0.19%	525
Unresolved IP Address	74	0.08%	220
as9105.com	22	0.02%	49
rima-tde.net	15	0.02%	42
bezeqint.net	13	0.01%	25
ttnet.net.tr	10	0.01%	13
arcor-ip.net	7	0.01%	9
clients.your-server.de	6	0.01%	7
business.telecomitalia.it	4	0.00%	24
elisa-laajakaista.fi	3	0.00%	18
talia.net	2	0.00%	2
ppp.tiscali.fr	2	0.00%	11
cegetel.net	2	0.00%	2

	Organization Domain Name	Visits	% Visits	Hits
	<a href="#">bb.online.no</a>	1	0.00%	1
	<a href="#">onsneteindhoven.nl</a>	1	0.00%	1
	<a href="#">dsl.libello.mc</a>	1	0.00%	1
	<a href="#">adsl.mpynet.fi</a>	1	0.00%	1
	<a href="#">dedibox.fr</a>	1	0.00%	1
	<a href="#">231.chello.no</a>	1	0.00%	1
	<a href="#">bsk.vectranet.pl</a>	1	0.00%	1
	<a href="#">highway.telekom.at</a>	1	0.00%	1
	<a href="#">f5.ngi.it</a>	1	0.00%	4
	<a href="#">unknown.vectranet.pl</a>	1	0.00%	1
	<a href="#">lpoy.dnainternet.fi</a>	1	0.00%	85
	<a href="#">externet.hu</a>	1	0.00%	2
	<a href="#">est.estpak.ee</a>	1	0.00%	1
	<a href="#">proxad.net</a>	1	0.00%	1
	<a href="#">dhcp.inet.fi</a>	1	0.00%	1
■ 46.	Kimball Midwest	165	0.18%	2,229
	<a href="#">twtelecom.net</a>	165	0.18%	2,229
■ 47.	Adelphia	155	0.17%	374
	<a href="#">adelphia.net</a>	150	0.17%	360
	Unresolved IP Address	5	0.01%	14
■ 48.	CHINANET beijing province network	148	0.16%	306
	Unresolved IP Address	148	0.16%	306
■ 49.	TeraSource	145	0.16%	228
	Unresolved IP Address	145	0.16%	228
■ 50.	Covad Communications Company	135	0.15%	511
	<a href="#">covad.net</a>	124	0.14%	463
	Unresolved IP Address	4	0.00%	22
	<a href="#">digitalproviders.net</a>	1	0.00%	2
	<a href="#">acte.org</a>	1	0.00%	4
	<a href="#">infosyslabs.com</a>	1	0.00%	1
	<a href="#">sbtechnologyinstitute.org</a>	1	0.00%	2
	<a href="#">nealmcdevitt.com</a>	1	0.00%	3
	<a href="#">paramounthomes.com</a>	1	0.00%	9
	<a href="#">lbdsl.net</a>	1	0.00%	5
■ 51.	Ohio State University	133	0.15%	382
	<a href="#">ohio-state.edu</a>	85	0.09%	195
	Unresolved IP Address	41	0.05%	145
	<a href="#">osumc.edu</a>	7	0.01%	42
■ 52.	CNCGroup FuJian province network	129	0.14%	133
	Unresolved IP Address	129	0.14%	133

	Organization Domain Name	Visits	% Visits	Hits
■ 53.	Michigan State University	123	0.14%	349
	<a href="http://msu.edu">msu.edu</a>	75	0.08%	234
	Unresolved IP Address	48	0.05%	115
■ 54.	Reliance Infocom Ltd.	122	0.14%	375
	Unresolved IP Address	111	0.12%	356
	<a href="http://vit.ac.in">vit.ac.in</a>	4	0.00%	6
	<a href="http://bhu.ac.in">bhu.ac.in</a>	2	0.00%	7
	<a href="http://alembic.co.in">alembic.co.in</a>	2	0.00%	3
	<a href="http://nccs.res.in">nccs.res.in</a>	1	0.00%	1
	<a href="http://ximb.ac.in">ximb.ac.in</a>	1	0.00%	1
	<a href="http://da-iict.org">da-iict.org</a>	1	0.00%	1
■ 55.	ServerBeach	121	0.13%	131
	Unresolved IP Address	86	0.10%	91
	<a href="http://answers.com">answers.com</a>	32	0.04%	35
	<a href="http://nodomaintransfer25.com">nodomaintransfer25.com</a>	1	0.00%	1
	<a href="http://nodomaintransfer27.com">nodomaintransfer27.com</a>	1	0.00%	1
	<a href="http://tshebert.org">tshebert.org</a>	1	0.00%	3
■ 56.	Inktomi Corporation	114	0.13%	2,953
	Unresolved IP Address	114	0.13%	2,953
■ 57.	PROVIDER	111	0.12%	321
	Unresolved IP Address	52	0.06%	147
	<a href="http://auna.net">auna.net</a>	13	0.01%	66
	<a href="http://squ.edu.om">squ.edu.om</a>	10	0.01%	11
	<a href="http://aloola.sy">aloola.sy</a>	10	0.01%	43
	<a href="http://cafe.tg">cafe.tg</a>	6	0.01%	6
	<a href="http://bredband.comhem.se">bredband.comhem.se</a>	4	0.00%	4
	<a href="http://mobile.CARNet.hr">mobile.CARNet.hr</a>	2	0.00%	2
	<a href="http://omantel.net.om">omantel.net.om</a>	2	0.00%	2
	<a href="http://africaonline.com.gh">africaonline.com.gh</a>	2	0.00%	4
	<a href="http://isp.belgacom.be">isp.belgacom.be</a>	2	0.00%	2
	<a href="http://darlingkenya.co.ke">darlingkenya.co.ke</a>	1	0.00%	2
	<a href="http://purac.co.uk">purac.co.uk</a>	1	0.00%	13
	<a href="http://msc.es">msc.es</a>	1	0.00%	1
	<a href="http://ip.zebra.lt">ip.zebra.lt</a>	1	0.00%	11
	<a href="http://taloyhtioverkot.fi">taloyhtioverkot.fi</a>	1	0.00%	1
<a href="http://as13.cyberia.jo">as13.cyberia.jo</a>	1	0.00%	2	
<a href="http://fnmotol.cz">fnmotol.cz</a>	1	0.00%	3	
<a href="http://barak.net.il">barak.net.il</a>	1	0.00%	1	
■ 58.	Community of Science	111	0.12%	217
	<a href="http://cos.com">cos.com</a>	111	0.12%	217

	Organization Domain Name	Visits	% Visits	Hits
■ 59.	University of Wisconsin	109	0.12%	360
	Unresolved IP Address	54	0.06%	204
	<a href="http://wisc.edu">wisc.edu</a>	44	0.05%	142
	<a href="http://wiscnet.net">wiscnet.net</a>	9	0.01%	11
	<a href="http://uwex.edu">uwex.edu</a>	1	0.00%	2
	<a href="http://k12.wi.us">k12.wi.us</a>	1	0.00%	1
■ 60.	Satyam Infoway Limited	104	0.12%	310
	<a href="http://sify.net">sify.net</a>	94	0.10%	287
	Unresolved IP Address	8	0.01%	21
	<a href="http://mdi.ac.in">mdi.ac.in</a>	2	0.00%	2
■ 61.	University of Illinois at Urbana Champaign	103	0.11%	338
	<a href="http://uiuc.edu">uiuc.edu</a>	102	0.11%	337
	Unresolved IP Address	1	0.00%	1
■ 62.	University of Washington	102	0.11%	228
	<a href="http://washington.edu">washington.edu</a>	88	0.10%	193
	Unresolved IP Address	14	0.02%	35
■ 63.	Frontier Information Technologies INC	99	0.11%	526
	Unresolved IP Address	60	0.07%	365
	<a href="http://frontiernet.net">frontiernet.net</a>	23	0.03%	82
	<a href="http://idahohotzone.net">idahohotzone.net</a>	7	0.01%	16
	<a href="http://iqpc.com">iqpc.com</a>	3	0.00%	12
	<a href="http://bonestroo.com">bonestroo.com</a>	2	0.00%	13
	<a href="http://ispnetbilling.com">ispnetbilling.com</a>	1	0.00%	24
	<a href="http://sdps.org">sdps.org</a>	1	0.00%	1
	<a href="http://allinadv.com">allinadv.com</a>	1	0.00%	1
	<a href="http://metro-region.org">metro-region.org</a>	1	0.00%	12
■ 64.	Earthlink, Inc.	98	0.11%	249
	<a href="http://mindspring.com">mindspring.com</a>	75	0.08%	205
	<a href="http://earthlink.net">earthlink.net</a>	15	0.02%	29
	Unresolved IP Address	8	0.01%	15
■ 65.	AfriNIC - www.afrinic.net	97	0.11%	278
	<a href="http://tedata.net">tedata.net</a>	53	0.06%	222
	Unresolved IP Address	9	0.01%	10
	<a href="http://isnet.net">isnet.net</a>	9	0.01%	12
	<a href="http://iam.net.ma">iam.net.ma</a>	8	0.01%	11
	<a href="http://saix.net">saix.net</a>	6	0.01%	6
	<a href="http://netcomng.com">netcomng.com</a>	4	0.00%	5
	<a href="http://telecomplus.net">telecomplus.net</a>	4	0.00%	7
	<a href="http://vodacom.co.za">vodacom.co.za</a>	2	0.00%	2
	<a href="http://dts.mg">dts.mg</a>	1	0.00%	2



	Organization Domain Name	Visits	% Visits	Hits
	<a href="http://racsa.co.cr">racsa.co.cr</a>	1	0.00%	1
■ 66.	Harvard University	93	0.10%	261
	<a href="http://harvard.edu">harvard.edu</a>	77	0.09%	217
	Unresolved IP Address	14	0.02%	41
	<a href="http://partners.org">partners.org</a>	1	0.00%	1
	<a href="http://caregroup.org">caregroup.org</a>	1	0.00%	2
■ 67.	Texas Parks & Wildlife Department	92	0.10%	99
	<a href="http://state.tx.us">state.tx.us</a>	92	0.10%	99
■ 68.	Become Inc.	91	0.10%	528
	<a href="http://become.com">become.com</a>	90	0.10%	526
	Unresolved IP Address	1	0.00%	2
■ 69.	Pennsylvania State University	91	0.10%	574
	<a href="http://psu.edu">psu.edu</a>	80	0.09%	535
	Unresolved IP Address	11	0.01%	39
■ 70.	Road Runner-Commercial	91	0.10%	231
	<a href="http://rr.com">rr.com</a>	77	0.09%	180
	<a href="http://intera.com">intera.com</a>	3	0.00%	3
	<a href="http://craigmichaelsinc.com">craigmichaelsinc.com</a>	2	0.00%	7
	<a href="http://aetc.com">aetc.com</a>	1	0.00%	1
	<a href="http://bherrington.com">bherrington.com</a>	1	0.00%	2
	Unresolved IP Address	1	0.00%	2
	<a href="http://pbclarchitecture.com">pbclarchitecture.com</a>	1	0.00%	1
	<a href="http://peterson-ae.com">peterson-ae.com</a>	1	0.00%	1
	<a href="http://mower.com">mower.com</a>	1	0.00%	1
	<a href="http://waratah.com">waratah.com</a>	1	0.00%	26
	<a href="http://une.edu">une.edu</a>	1	0.00%	3
	<a href="http://zsr.org">zsr.org</a>	1	0.00%	4
■ 71.	IP pools	89	0.10%	296
	<a href="http://btcentralplus.com">btcentralplus.com</a>	83	0.09%	263
	Unresolved IP Address	5	0.01%	26
	<a href="http://btopenworld.com">btopenworld.com</a>	1	0.00%	7
■ 72.	RCN	88	0.10%	219
	<a href="http://rcn.com">rcn.com</a>	82	0.09%	202
	Unresolved IP Address	4	0.00%	15
	<a href="http://k12.ma.us">k12.ma.us</a>	1	0.00%	1
	<a href="http://rpa.org">rpa.org</a>	1	0.00%	1
■ 73.	University of Michigan -- ITD	86	0.10%	175
	<a href="http://umich.edu">umich.edu</a>	56	0.06%	130
	Unresolved IP Address	30	0.03%	45
■ 74.	Tom Costello	85	0.09%	97

	Organization Domain Name	Visits	% Visits	Hits
	Unresolved IP Address	85	0.09%	97
75.	Georgia Institute of Technology	84	0.09%	621
	<a href="http://gatech.edu">gatech.edu</a>	72	0.08%	590
	Unresolved IP Address	12	0.01%	31
76.	Shaw CableSystems G.P.	80	0.09%	212
	<a href="http://shawcable.net">shawcable.net</a>	72	0.08%	204
	Unresolved IP Address	7	0.01%	7
	<a href="http://esica.com">esica.com</a>	1	0.00%	1
77.	Colorado State University	78	0.09%	143
	<a href="http://colostate.edu">colostate.edu</a>	66	0.07%	123
	Unresolved IP Address	8	0.01%	14
	<a href="http://mshoe">mshoe</a>	2	0.00%	2
	<a href="http://ibm-0b51403a7c5">ibm-0b51403a7c5</a>	1	0.00%	3
	<a href="http://boysen_notebook">boysen_notebook</a>	1	0.00%	1
78.	Easten Network Co.	77	0.09%	94
	Unresolved IP Address	77	0.09%	94
79.	Time Warner Telecom	77	0.09%	166
	<a href="http://twtelecom.net">twtelecom.net</a>	42	0.05%	88
	<a href="http://btas.com">btas.com</a>	15	0.02%	33
	Unresolved IP Address	7	0.01%	22
	<a href="http://da.org">da.org</a>	2	0.00%	2
	<a href="http://alston.com">alston.com</a>	2	0.00%	3
	<a href="http://uhs.org">uhs.org</a>	1	0.00%	1
	<a href="http://bmwd.net">bmwd.net</a>	1	0.00%	2
	<a href="http://celeritynetworks.com">celeritynetworks.com</a>	1	0.00%	1
	<a href="http://wral-tv.com">wral-tv.com</a>	1	0.00%	9
	<a href="http://terra-associates.com">terra-associates.com</a>	1	0.00%	1
	<a href="http://formica.com">formica.com</a>	1	0.00%	1
	<a href="http://ssmnet.net">ssmnet.net</a>	1	0.00%	1
	<a href="http://spcollege.edu">spcollege.edu</a>	1	0.00%	1
	<a href="http://rcc.org">rcc.org</a>	1	0.00%	1
80.	Adelphia Communications Corp.	76	0.08%	142
	<a href="http://adelphia.net">adelphia.net</a>	74	0.08%	140
	Unresolved IP Address	2	0.00%	2
81.	iPowerWeb, Inc.	76	0.08%	192
	<a href="http://ipowerweb.com">ipowerweb.com</a>	76	0.08%	192
82.	Layered Technologies, Inc.	75	0.08%	183
	<a href="http://layeredtech.com">layeredtech.com</a>	39	0.04%	50
	<a href="http://onfirehosting.net">onfirehosting.net</a>	26	0.03%	29
	<a href="http://maxamine.net">maxamine.net</a>	8	0.01%	98

	Organization Domain Name	Visits	% Visits	Hits
	<a href="#">miyagihands.com</a>	1	0.00%	5
	<a href="#">websiteunited.com</a>	1	0.00%	1
83.	Drexel University	74	0.08%	316
	<a href="#">drexel.edu</a>	74	0.08%	316
84.	University of Tennessee	74	0.08%	325
	Unresolved IP Address	59	0.07%	268
	<a href="#">utk.edu</a>	15	0.02%	57
85.	Telekom Malaysia Berhad	74	0.08%	202
	<a href="#">net.my</a>	47	0.05%	144
	Unresolved IP Address	26	0.03%	57
	<a href="#">ucsi.edu.my</a>	1	0.00%	1
86.	Ministry of Education Computer Center	73	0.08%	275
	Unresolved IP Address	32	0.04%	82
	<a href="#">tp1rc.edu.tw</a>	6	0.01%	6
	<a href="#">tp2rc.edu.tw</a>	4	0.00%	12
	<a href="#">tnrc.edu.tw</a>	4	0.00%	14
	<a href="#">ncu.edu.tw</a>	3	0.00%	7
	<a href="#">nkfust.edu.tw</a>	2	0.00%	3
	<a href="#">ntust.edu.tw</a>	2	0.00%	3
	<a href="#">ntut.edu.tw</a>	2	0.00%	2
	<a href="#">sinica.edu.tw</a>	2	0.00%	2
	<a href="#">hdrc.edu.tw</a>	2	0.00%	51
	<a href="#">npust.edu.tw</a>	2	0.00%	3
	<a href="#">yrc.edu.tw</a>	2	0.00%	11
	<a href="#">itrc.org.tw</a>	2	0.00%	14
	<a href="#">chu.edu.tw</a>	1	0.00%	1
	<a href="#">nttu.edu.tw</a>	1	0.00%	1
	<a href="#">niu.edu.tw</a>	1	0.00%	1
	<a href="#">vnu.edu.tw</a>	1	0.00%	1
	<a href="#">tc.edu.tw</a>	1	0.00%	10
	<a href="#">nuk.edu.tw</a>	1	0.00%	37
	<a href="#">ntnu.edu.tw</a>	1	0.00%	1
	<a href="#">ncyu.edu.tw</a>	1	0.00%	13
87.	University of California, Riverside	72	0.08%	488
	<a href="#">ucr.edu</a>	44	0.05%	369
	Unresolved IP Address	28	0.03%	119
88.	University of California, Davis	72	0.08%	185
	Unresolved IP Address	49	0.05%	152
	<a href="#">ucdavis.edu</a>	23	0.03%	33
89.	Internet Service Unit ISU	72	0.08%	128

	<b>Organization Domain Name</b>	<b>Visits</b>	<b>% Visits</b>	<b>Hits</b>
	<a href="#">isu.net.sa</a>	67	0.07%	122
	Unresolved IP Address	5	0.01%	6
■ 90.	XO Communications, Inc	71	0.08%	138
	<a href="#">xo.net</a>	43	0.05%	79
	Unresolved IP Address	8	0.01%	20
	<a href="#">acnenergy.com</a>	6	0.01%	15
	<a href="#">kcls.org</a>	2	0.00%	3
	<a href="#">evenlink.com</a>	1	0.00%	1
	<a href="#">astrellalaw.com</a>	1	0.00%	1
	<a href="#">fedsources.com</a>	1	0.00%	1
	<a href="#">k12.mi.us</a>	1	0.00%	4
	<a href="#">cablemodem.vdn.ca</a>	1	0.00%	1
	<a href="#">freightdesk.net</a>	1	0.00%	1
	<a href="#">lawglm.com</a>	1	0.00%	1
	<a href="#">deltaone.com</a>	1	0.00%	1
	<a href="#">ashrae.org</a>	1	0.00%	5
	<a href="#">trinsic.com</a>	1	0.00%	1
	<a href="#">menziecura.com</a>	1	0.00%	1
	<a href="#">iutox.org</a>	1	0.00%	3
■ 91.	Internet Allegiance, Inc.	70	0.08%	172
	<a href="#">algx.net</a>	60	0.07%	129
	Unresolved IP Address	4	0.00%	27
	<a href="#">iucnus.org</a>	3	0.00%	3
	<a href="#">prb.org</a>	2	0.00%	6
	<a href="#">businessroundtable.org</a>	1	0.00%	7
■ 92.	National Aeronautics and Space Administration	70	0.08%	175
	Unresolved IP Address	43	0.05%	110
	<a href="#">nasa.gov</a>	25	0.03%	60
	<a href="#">bigelow.org</a>	1	0.00%	1
	<a href="#">noaa.gov</a>	1	0.00%	4
■ 93.	Duke University	69	0.08%	196
	<a href="#">duke.edu</a>	64	0.07%	189
	Unresolved IP Address	5	0.01%	7
■ 94.	Comcast Cable Communications Holdings, Inc	69	0.08%	166
	<a href="#">comcast.net</a>	63	0.07%	140
	Unresolved IP Address	6	0.01%	26
■ 95.	Iowa State University	69	0.08%	170
	<a href="#">iastate.edu</a>	37	0.04%	72
	Unresolved IP Address	29	0.03%	94

	Organization Domain Name	Visits	% Visits	Hits
	<a href="#">nstl.gov</a>	3	0.00%	4
96.	Ethiopian Telecommunication corporation	67	0.07%	102
	Unresolved IP Address	67	0.07%	102
97.	USDA Office of Operations	66	0.07%	162
	Unresolved IP Address	41	0.05%	101
	<a href="#">fs.fed.us</a>	17	0.02%	42
	<a href="#">usda.gov</a>	8	0.01%	19
98.	Rice University	66	0.07%	286
	<a href="#">rice.edu</a>	53	0.06%	234
	Unresolved IP Address	13	0.01%	52
99.	Oregon State University	66	0.07%	173
	<a href="#">oregonstate.edu</a>	45	0.05%	124
	<a href="#">ORST.EDU</a>	20	0.02%	47
	Unresolved IP Address	1	0.00%	2
100.	Education and Research Network	66	0.07%	206
	Unresolved IP Address	65	0.07%	205
	<a href="#">ac.in</a>	1	0.00%	1
101.	AT&T Corp.	65	0.07%	203
	<a href="#">mchsi.com</a>	34	0.04%	124
	Unresolved IP Address	22	0.02%	64
	<a href="#">pirmie.com</a>	3	0.00%	3
	<a href="#">airbaud.net</a>	2	0.00%	2
	<a href="#">att.net</a>	2	0.00%	4
	<a href="#">labcorp.com</a>	1	0.00%	5
	<a href="#">paonia.com</a>	1	0.00%	1
102.	Telewest HSD Platform	65	0.07%	111
	<a href="#">blueyonder.co.uk</a>	65	0.07%	111
103.	University of Minnesota	65	0.07%	197
	<a href="#">umn.edu</a>	60	0.07%	186
	Unresolved IP Address	5	0.01%	11
104.	Princeton University	64	0.07%	160
	<a href="#">princeton.edu</a>	64	0.07%	160
105.	Hughes Network Systems	64	0.07%	220
	<a href="#">direpc.com</a>	63	0.07%	219
	Unresolved IP Address	1	0.00%	1
106.	Yahoo	64	0.07%	2,184
	<a href="#">yahoo.com</a>	45	0.05%	2,164
	Unresolved IP Address	17	0.02%	18
	<a href="#">inktomisearch.com</a>	2	0.00%	2
107.	Columbia University	63	0.07%	259

	Organization Domain Name	Visits	% Visits	Hits
	<a href="http://columbia.edu">columbia.edu</a>	63	0.07%	259
■ 108.	Data Communication Business Group, Chunghwa Telecom Co., Ltd.	63	0.07%	203
	<a href="http://hinet.net">hinet.net</a>	63	0.07%	203
■ 109.	PT. Telekomunikasi Indonesia	62	0.07%	143
	Unresolved IP Address	34	0.04%	56
	<a href="http://telkom.net.id">telkom.net.id</a>	28	0.03%	87
■ 110.	University of North Carolina	61	0.07%	174
	<a href="http://unc.edu">unc.edu</a>	51	0.06%	147
	Unresolved IP Address	10	0.01%	27
■ 111.	Japan Network Information Center	61	0.07%	180
	Unresolved IP Address	15	0.02%	78
	<a href="http://u-tokyo.ac.jp">u-tokyo.ac.jp</a>	6	0.01%	23
	<a href="http://tsukuba.ac.jp">tsukuba.ac.jp</a>	4	0.00%	4
	<a href="http://w3.org">w3.org</a>	4	0.00%	7
	<a href="http://ehime-u.ac.jp">ehime-u.ac.jp</a>	3	0.00%	8
	<a href="http://kyushu-u.ac.jp">kyushu-u.ac.jp</a>	2	0.00%	2
	<a href="http://gifu-u.ac.jp">gifu-u.ac.jp</a>	2	0.00%	2
	<a href="http://kanazawa-u.ac.jp">kanazawa-u.ac.jp</a>	2	0.00%	3
	<a href="http://tytlabs.co.jp">tytlabs.co.jp</a>	2	0.00%	4
	<a href="http://mmm.co.jp">mmm.co.jp</a>	1	0.00%	4
	<a href="http://tut.ac.jp">tut.ac.jp</a>	1	0.00%	1
	<a href="http://tus.ac.jp">tus.ac.jp</a>	1	0.00%	1
	<a href="http://cyberhome.ne.jp">cyberhome.ne.jp</a>	1	0.00%	1
	<a href="http://iam.ne.jp">iam.ne.jp</a>	1	0.00%	7
	<a href="http://kobe-u.ac.jp">kobe-u.ac.jp</a>	1	0.00%	1
	<a href="http://hiroshima-u.ac.jp">hiroshima-u.ac.jp</a>	1	0.00%	1
	<a href="http://sankyo.co.jp">sankyo.co.jp</a>	1	0.00%	2
	<a href="http://u-ryukyu.ac.jp">u-ryukyu.ac.jp</a>	1	0.00%	1
	<a href="http://jmar.co.jp">jmar.co.jp</a>	1	0.00%	1
	<a href="http://accsnet.ne.jp">accsnet.ne.jp</a>	1	0.00%	1
	<a href="http://mobile-p.jp">mobile-p.jp</a>	1	0.00%	1
	<a href="http://sophia.ac.jp">sophia.ac.jp</a>	1	0.00%	1
	<a href="http://nagoya-u.ac.jp">nagoya-u.ac.jp</a>	1	0.00%	2
	<a href="http://ynu.ac.jp">ynu.ac.jp</a>	1	0.00%	10
	<a href="http://yamanashi.ac.jp">yamanashi.ac.jp</a>	1	0.00%	1
	<a href="http://tuins.ac.jp">tuins.ac.jp</a>	1	0.00%	1
	<a href="http://meiji.ac.jp">meiji.ac.jp</a>	1	0.00%	1
	<a href="http://osaka-u.ac.jp">osaka-u.ac.jp</a>	1	0.00%	7
	<a href="http://saga-u.ac.jp">saga-u.ac.jp</a>	1	0.00%	1

	Organization Domain Name	Visits	% Visits	Hits
	<a href="#">hokudai.ac.jp</a>	1	0.00%	3
112.	University of Maryland	61	0.07%	198
	<a href="#">umd.edu</a>	52	0.06%	179
	Unresolved IP Address	9	0.01%	19
113.	University of Florida	60	0.07%	180
	<a href="#">ufl.edu</a>	52	0.06%	156
	Unresolved IP Address	8	0.01%	24
114.	CNCGROUP Beijing province network	60	0.07%	149
	Unresolved IP Address	49	0.05%	138
	<a href="#">bta.net.cn</a>	11	0.01%	11
115.	Sympatico HSE	60	0.07%	168
	<a href="#">dsl.bell.ca</a>	57	0.06%	160
	<a href="#">sdsl.bell.ca</a>	2	0.00%	2
	Unresolved IP Address	1	0.00%	6
116.	North Carolina State University	59	0.07%	115
	<a href="#">ncsu.edu</a>	57	0.06%	100
	<a href="#">rti.org</a>	2	0.00%	15
117.	National Telecom Corporation	59	0.07%	141
	<a href="#">net.pk</a>	43	0.05%	114
	Unresolved IP Address	13	0.01%	23
	<a href="#">uettaxila.edu.pk</a>	3	0.00%	4
118.	Cornell University	59	0.07%	194
	<a href="#">cornell.edu</a>	52	0.06%	182
	Unresolved IP Address	5	0.01%	9
	<a href="#">nsdl.org</a>	2	0.00%	3
119.	D. A. Cox Enterprises, Incorporated	59	0.07%	119
	<a href="#">cox.net</a>	36	0.04%	73
	<a href="#">dslextreme.com</a>	8	0.01%	27
	<a href="#">gmavt.net</a>	7	0.01%	9
	Unresolved IP Address	3	0.00%	3
	<a href="#">seureserver.net</a>	2	0.00%	3
	<a href="#">narrabay.com</a>	1	0.00%	2
	<a href="#">synogenmail.com</a>	1	0.00%	1
	<a href="#">atlasok.com</a>	1	0.00%	1
120.	University of Arizona	59	0.07%	146
	<a href="#">arizona.edu</a>	35	0.04%	65
	Unresolved IP Address	24	0.03%	81
121.	Websense	58	0.06%	58
	<a href="#">twtelecom.net</a>	58	0.06%	58
122.	KOREA TELECOM	56	0.06%	300

	Organization Domain Name	Visits	% Visits	Hits
	Unresolved IP Address	54	0.06%	291
	<a href="http://yonsei.ac.kr">yonsei.ac.kr</a>	2	0.00%	9
123.	CHINANET Guangdong province network	56	0.06%	221
	Unresolved IP Address	56	0.06%	221
124.	imported inetnum object for STPL-3	56	0.06%	78
	Unresolved IP Address	29	0.03%	47
	<a href="http://singnet.com.sg">singnet.com.sg</a>	27	0.03%	31
125.	Rutgers University	56	0.06%	174
	<a href="http://rutgers.edu">rutgers.edu</a>	53	0.06%	168
	Unresolved IP Address	3	0.00%	6
126.	Denison University	55	0.06%	309
	<a href="http://denison.edu">denison.edu</a>	41	0.05%	244
	Unresolved IP Address	14	0.02%	65
127.	Mediacom Communications Corp	55	0.06%	88
	<a href="http://mchsi.com">mchsi.com</a>	53	0.06%	78
	Unresolved IP Address	2	0.00%	10
128.	Sprint - Advanced Network Services	55	0.06%	150
	<a href="http://embarqhsd.net">embarqhsd.net</a>	46	0.05%	124
	Unresolved IP Address	6	0.01%	23
	<a href="http://desoto.fl.us">desoto.fl.us</a>	1	0.00%	1
	<a href="http://benchmarkmanagement.com">benchmarkmanagement.com</a>	1	0.00%	1
	<a href="http://embarqservices.net">embarqservices.net</a>	1	0.00%	1
129.	MetaCarta	54	0.06%	2,146
	<a href="http://metacarta.com">metacarta.com</a>	54	0.06%	2,146
130.	Arizona State University	54	0.06%	123
	<a href="http://asu.edu">asu.edu</a>	49	0.05%	106
	Unresolved IP Address	5	0.01%	17
131.	America OnLine	54	0.06%	96
	<a href="http://aol.com">aol.com</a>	51	0.06%	91
	Unresolved IP Address	3	0.00%	5
132.	Here for in-addr,arpa authentication	54	0.06%	71
	Unresolved IP Address	15	0.02%	18
	<a href="http://iwayafrica.com">iwayafrica.com</a>	11	0.01%	19
	<a href="http://starcomms.com">starcomms.com</a>	7	0.01%	7
	<a href="http://nitelnet.com">nitelnet.com</a>	4	0.00%	4
	<a href="http://wbs.co.za">wbs.co.za</a>	3	0.00%	7
	<a href="http://suanet.ac.tz">suanet.ac.tz</a>	3	0.00%	3
	<a href="http://internetghana.com">internetghana.com</a>	2	0.00%	2
	<a href="http://zol.co.zw">zol.co.zw</a>	2	0.00%	4
	<a href="http://firstnet1.com">firstnet1.com</a>	1	0.00%	1



	Organization Domain Name	Visits	% Visits	Hits
	<a href="#">static.easynet.nl</a>	1	0.00%	1
	<a href="#">msd.or.tz</a>	1	0.00%	1
	<a href="#">rcl.co.tz</a>	1	0.00%	1
	<a href="#">pactnamibia.org</a>	1	0.00%	1
	<a href="#">directonpc.com</a>	1	0.00%	1
	<a href="#">yalla.com</a>	1	0.00%	1
■ 133.	University of Hawaii	54	0.06%	106
	<a href="#">hawaii.edu</a>	36	0.04%	68
	Unresolved IP Address	16	0.02%	31
	<a href="#">state.hi.us</a>	1	0.00%	1
	<a href="#">htdc.org</a>	1	0.00%	6
■ 134.	Tennessee Technological University	54	0.06%	317
	<a href="#">tntech.edu</a>	39	0.04%	224
	Unresolved IP Address	15	0.02%	93
■ 135.	Research Triangle Institute	54	0.06%	176
	<a href="#">rti.org</a>	48	0.05%	163
	Unresolved IP Address	6	0.01%	13
■ 136.	Yale University	53	0.06%	243
	<a href="#">yale.edu</a>	50	0.06%	234
	Unresolved IP Address	3	0.00%	9
■ 137.	University of South Florida	52	0.06%	146
	<a href="#">usf.edu</a>	32	0.04%	103
	Unresolved IP Address	20	0.02%	43
■ 138.	Internet service provider	52	0.06%	108
	<a href="#">asianet.co.th</a>	39	0.04%	80
	Unresolved IP Address	8	0.01%	15
	<a href="#">pacenet-india.com</a>	1	0.00%	1
	<a href="#">dil.in</a>	1	0.00%	1
	<a href="#">ae.net.sa</a>	1	0.00%	1
	<a href="#">rivernet.com.au</a>	1	0.00%	1
	<a href="#">opera-mini.net</a>	1	0.00%	9
■ 139.	Companhia de Telecomunicacoes de Macau	52	0.06%	59
	<a href="#">ca.gov.mo</a>	51	0.06%	57
	<a href="#">ctm.net</a>	1	0.00%	2
■ 140.	MTNL CAT B ISP	51	0.06%	99
	<a href="#">mtnl.net.in</a>	24	0.03%	52
	<a href="#">bol.net.in</a>	20	0.02%	40
	Unresolved IP Address	7	0.01%	7
■ 141.	Auburn University	51	0.06%	204
	<a href="#">auburn.edu</a>	30	0.03%	87

	Organization Domain Name	Visits	% Visits	Hits
	Unresolved IP Address	21	0.02%	117
■ 142.	Comite Gestor da Internet no Brasil	51	0.06%	169
	<a href="#">telesp.net.br</a>	13	0.01%	69
	<a href="#">brasiltelecom.net.br</a>	10	0.01%	31
	Unresolved IP Address	8	0.01%	19
	<a href="#">veloxzone.com.br</a>	6	0.01%	6
	<a href="#">virtua.com.br</a>	5	0.01%	5
	<a href="#">telemar.net.br</a>	3	0.00%	5
	<a href="#">dbv.ufv.br</a>	2	0.00%	5
	<a href="#">dr.ufu.br</a>	1	0.00%	1
	<a href="#">ipt.br</a>	1	0.00%	1
	<a href="#">cnpdia.embrapa.br</a>	1	0.00%	26
	<a href="#">inpa.gov.br</a>	1	0.00%	1
■ 143.	Deutsche Telekom Online Service GmbH	51	0.06%	311
	<a href="#">t-dialin.net</a>	37	0.04%	269
	<a href="#">dip0.t-ipconnect.de</a>	13	0.01%	41
	Unresolved IP Address	1	0.00%	1
■ 144.	UNIVERSITY OF IDAHO	50	0.06%	194
	<a href="#">uidaho.edu</a>	43	0.05%	172
	Unresolved IP Address	7	0.01%	22
■ 145.	Humboldt State University	50	0.06%	269
	<a href="#">humboldt.edu</a>	36	0.04%	208
	Unresolved IP Address	14	0.02%	61
■ 146.	Software Technology Park	50	0.06%	170
	Unresolved IP Address	39	0.04%	131
	<a href="#">itrc.res.in</a>	6	0.01%	23
	<a href="#">nbfgr.res.in</a>	1	0.00%	1
	<a href="#">cdri.res.in</a>	1	0.00%	2
	<a href="#">soft.net</a>	1	0.00%	3
	<a href="#">bvb.edu</a>	1	0.00%	1
	<a href="#">nitt.edu</a>	1	0.00%	9
■ 147.	African Network Information Center	49	0.05%	97
	Unresolved IP Address	37	0.04%	83
	<a href="#">4u.com.gh</a>	7	0.01%	9
	<a href="#">uunet.co.ke</a>	2	0.00%	2
	<a href="#">dwaf.gov.za</a>	1	0.00%	1
	<a href="#">iconnect.zm</a>	1	0.00%	1
	<a href="#">accesskenya.com</a>	1	0.00%	1
■ 148.	Telecommunication Company of Iran	49	0.05%	355
	Unresolved IP Address	49	0.05%	355

	<b>Organization Domain Name</b>	<b>Visits</b>	<b>% Visits</b>	<b>Hits</b>
149.	GCI	49	0.05%	122
	<a href="#">gci.net</a>	44	0.05%	115
	<a href="#">k12.ak.us</a>	2	0.00%	3
	Unresolved IP Address	2	0.00%	3
	<a href="#">arcus.org</a>	1	0.00%	1
150.	Johns Hopkins University	49	0.05%	234
	<a href="#">jhu.edu</a>	28	0.03%	140
	Unresolved IP Address	11	0.01%	47
	<a href="#">jhsp.h.edu</a>	10	0.01%	47
151.	University of Maine System	49	0.05%	146
	<a href="#">maine.edu</a>	47	0.05%	143
	Unresolved IP Address	2	0.00%	3
152.	Bergeson and Campbell	49	0.05%	207
	<a href="#">atlantech.net</a>	49	0.05%	207
153.	Texas A&M University	49	0.05%	74
	<a href="#">tamu.edu</a>	38	0.04%	58
	Unresolved IP Address	9	0.01%	14
	<a href="#">tamus.edu</a>	2	0.00%	2
154.	U.S. Geological Survey	49	0.05%	101
	<a href="#">usgs.gov</a>	48	0.05%	100
	Unresolved IP Address	1	0.00%	1
155.	University of New Hampshire	48	0.05%	138
	<a href="#">unh.edu</a>	48	0.05%	138
156.	University of Maryland Baltimore County	48	0.05%	156
	Unresolved IP Address	31	0.03%	113
	<a href="#">umbc.edu</a>	17	0.02%	43
157.	Illinois Institute of Technology	48	0.05%	280
	<a href="#">iit.edu</a>	47	0.05%	278
	Unresolved IP Address	1	0.00%	2
158.	Bruce M Waldack	46	0.05%	50
	<a href="#">linkalarm.com</a>	46	0.05%	50
159.	Marine Biological Laboratory	46	0.05%	49
	<a href="#">MBL.EDU</a>	46	0.05%	49
160.	Southern California Water Company	46	0.05%	3,339
	Unresolved IP Address	46	0.05%	3,339
161.	Oklahoma State University	46	0.05%	176
	<a href="#">okstate.edu</a>	35	0.04%	131
	Unresolved IP Address	11	0.01%	45
162.	University of South Carolina	45	0.05%	128
	Unresolved IP Address	30	0.03%	77

	Organization Domain Name	Visits	% Visits	Hits
	<a href="#">sc.edu</a>	11	0.01%	44
	<a href="#">max</a>	2	0.00%	5
	<a href="#">ch-0715</a>	1	0.00%	1
	<a href="#">ch-1331</a>	1	0.00%	1
163.	Emirates Telecommunications Corporation	44	0.05%	66
	<a href="#">emirates.net.ae</a>	34	0.04%	55
	Unresolved IP Address	10	0.01%	11
164.	Link Egypt	44	0.05%	137
	<a href="#">link.com.eg</a>	27	0.03%	56
	Unresolved IP Address	11	0.01%	52
	<a href="#">link.net</a>	6	0.01%	29
165.	New York State	44	0.05%	144
	Unresolved IP Address	42	0.05%	133
	<a href="#">state.ny.us</a>	2	0.00%	11
166.	VERIZON	44	0.05%	130
	<a href="#">verizon.net</a>	40	0.04%	124
	Unresolved IP Address	2	0.00%	2
	<a href="#">computersand.com</a>	1	0.00%	2
	<a href="#">qwest.net</a>	1	0.00%	2
167.	University of Iowa	44	0.05%	150
	<a href="#">uiowa.edu</a>	38	0.04%	144
	Unresolved IP Address	5	0.01%	5
	<a href="#">uiowa.net</a>	1	0.00%	1
168.	Digital Gateway Systems, Inc.	43	0.05%	155
	<a href="#">northernlight.com</a>	33	0.04%	35
	<a href="#">bostondatacenters.com</a>	7	0.01%	116
	Unresolved IP Address	3	0.00%	4
169.	University of California at Berkeley	42	0.05%	168
	<a href="#">berkeley.edu</a>	40	0.04%	159
	Unresolved IP Address	2	0.00%	9
170.	telus	42	0.05%	91
	<a href="#">telus.net</a>	38	0.04%	84
	<a href="#">icsincorporated.com</a>	2	0.00%	5
	Unresolved IP Address	2	0.00%	2
171.	Virginia Tech CNS	42	0.05%	172
	<a href="#">vt.edu</a>	41	0.05%	169
	Unresolved IP Address	1	0.00%	3
172.	ComSource, Inc	42	0.05%	104
	<a href="#">netmechanic.com</a>	14	0.02%	15
	Unresolved IP Address	14	0.02%	52

	Organization Domain Name	Visits	% Visits	Hits
	<a href="#">cdm.com</a>	7	0.01%	19
	<a href="#">nexuscominc.com</a>	1	0.00%	1
	<a href="#">ssa-i.org</a>	1	0.00%	1
	<a href="#">sigecom.net</a>	1	0.00%	1
	<a href="#">picarro.com</a>	1	0.00%	9
	<a href="#">63.inaddr-arpa</a>	1	0.00%	1
	<a href="#">amegybank.com</a>	1	0.00%	4
	<a href="#">usfilter.com</a>	1	0.00%	1
■ 173.	Purdue University	42	0.05%	146
	<a href="#">purdue.edu</a>	41	0.05%	144
	Unresolved IP Address	1	0.00%	2
■ 174.	University of Missouri at Columbia	41	0.05%	100
	<a href="#">missouri.edu</a>	40	0.04%	99
	Unresolved IP Address	1	0.00%	1
■ 175.	Global Crossing	41	0.05%	100
	Unresolved IP Address	34	0.04%	83
	<a href="#">cteh.com</a>	2	0.00%	3
	<a href="#">broadband.vi</a>	1	0.00%	1
	<a href="#">infoed.org</a>	1	0.00%	2
	<a href="#">pattonboggs.com</a>	1	0.00%	9
	<a href="#">gblx.net</a>	1	0.00%	1
	<a href="#">ucsusa.org</a>	1	0.00%	1
■ 176.	North Carolina Research and Education Network	40	0.04%	80
	<a href="#">unc.edu</a>	29	0.03%	51
	Unresolved IP Address	6	0.01%	9
	<a href="#">ncren.net</a>	2	0.00%	2
	<a href="#">cc.nc.us</a>	1	0.00%	1
	<a href="#">ncsu.edu</a>	1	0.00%	1
	<a href="#">lib.nc.us</a>	1	0.00%	16
■ 177.	Teale Data Center	40	0.04%	90
	Unresolved IP Address	34	0.04%	83
	<a href="#">ca.gov</a>	6	0.01%	7
■ 178.	State of Missouri Office of Administration	40	0.04%	112
	Unresolved IP Address	31	0.03%	67
	<a href="#">mo.gov</a>	9	0.01%	45
■ 179.	University of Cincinnati	40	0.04%	97
	<a href="#">uc.edu</a>	40	0.04%	97
■ 180.	State of Minnesota	40	0.04%	111
	Unresolved IP Address	34	0.04%	105

	Organization Domain Name	Visits	% Visits	Hits
	<a href="#">k12.mn.us</a>	3	0.00%	3
	<a href="#">scott.mn.us</a>	1	0.00%	1
	<a href="#">stpaul.mn.us</a>	1	0.00%	1
	<a href="#">state.mn.us</a>	1	0.00%	1
■ 181.	Uninet	40	0.04%	65
	Unresolved IP Address	34	0.04%	54
	<a href="#">mahidol.ac.th</a>	6	0.01%	11
■ 182.	Kansas State University	40	0.04%	137
	Unresolved IP Address	27	0.03%	112
	<a href="#">ksu.edu</a>	11	0.01%	23
	<a href="#">in-addr.arpa</a>	1	0.00%	1
	<a href="#">k-state.net</a>	1	0.00%	1
■ 183.	Telkom SA Ltd	40	0.04%	40
	<a href="#">saix.net</a>	37	0.04%	37
	Unresolved IP Address	3	0.00%	3
■ 184.	National Center for Atmospheric Research	39	0.04%	62
	<a href="#">ucar.edu</a>	37	0.04%	60
	Unresolved IP Address	2	0.00%	2
■ 185.	Ameritech Electronic Commerce	39	0.04%	79
	<a href="#">ameritech.net</a>	34	0.04%	68
	Unresolved IP Address	3	0.00%	5
	<a href="#">ffni.com</a>	1	0.00%	2
	<a href="#">sbcglobal.net</a>	1	0.00%	4
■ 186.	HopOne Internet Corporation	38	0.04%	42
	Unresolved IP Address	24	0.03%	26
	<a href="#">superb.net</a>	13	0.01%	15
	<a href="#">primaservers.com</a>	1	0.00%	1
■ 187.	University of Georgia	38	0.04%	116
	Unresolved IP Address	20	0.02%	50
	<a href="#">uga.edu</a>	18	0.02%	66
■ 188.	Massachusetts Institute of Technology	37	0.04%	140
	<a href="#">MIT.EDU</a>	30	0.03%	133
	<a href="#">w3.org</a>	7	0.01%	7
■ 189.	UPC Netherlands	37	0.04%	52
	<a href="#">upc-h.chello.nl</a>	24	0.03%	31
	Unresolved IP Address	8	0.01%	10
	<a href="#">upc-j.chello.nl</a>	3	0.00%	5
	<a href="#">upc-i.chello.nl</a>	2	0.00%	6
■ 190.	University of Texas at Austin	37	0.04%	83
	<a href="#">utexas.edu</a>	35	0.04%	81

	Organization Domain Name	Visits	% Visits	Hits
	Unresolved IP Address	2	0.00%	2
191.	Michigan Technological University <a href="http://mtu.edu">mtu.edu</a>	37 36	0.04% 0.04%	123 121
	Unresolved IP Address	1	0.00%	2
192.	The University of Montana <a href="http://umontana.edu">umontana.edu</a>	37 37	0.04% 0.04%	90 90
193.	University of Tehran Informatics Unresolved IP Address	37 37	0.04% 0.04%	126 126
194.	NCTC <a href="http://navy.mil">navy.mil</a> <a href="http://usmc.mil">usmc.mil</a> Unresolved IP Address	37 29 7 1	0.04% 0.03% 0.01% 0.00%	69 53 15 1
195.	University of California, Los Angeles Unresolved IP Address <a href="http://ucla.edu">ucla.edu</a>	36 18 18	0.04% 0.02% 0.02%	113 70 43
196.	Louisiana State University <a href="http://lsu.edu">lsu.edu</a> Unresolved IP Address	36 19 17	0.04% 0.02% 0.02%	91 56 35
197.	CHINANET Shanghai province network Unresolved IP Address <a href="http://com.cn">com.cn</a>	36 35 1	0.04% 0.04% 0.00%	99 98 1
198.	Infrastructer <a href="http://59.airtelbroadband.in">59.airtelbroadband.in</a> <a href="http://203.airtelbroadband.in">203.airtelbroadband.in</a> <a href="http://61.airtelbroadband.in">61.airtelbroadband.in</a> Unresolved IP Address	36 29 4 2 1	0.04% 0.03% 0.00% 0.00% 0.00%	64 35 9 19 1
199.	ICF Consulting Group, Inc. <a href="http://icfconsulting.com">icfconsulting.com</a>	36 36	0.04% 0.04%	231 231
200.	University Of Kentucky Unresolved IP Address <a href="http://uky.edu">uky.edu</a>	36 31 5	0.04% 0.03% 0.01%	52 39 13
	<b>Other</b>	<b>20,402</b>	<b>22.58%</b>	<b>91,267</b>
	<b>Total</b>	<b>90,369</b>	<b>100.00%</b>	<b>290,593</b>

items 1-200 of 200

## Organizations - Help Card



### Column Definitions

#### Organization

The name of the organization, which could be a company, a government agency, a school, or any other type of organization. This name was determined by either of the following methods:

- The visitor's IP address matched an Intranet Domain configuration within the Admin Console.
- Looking up the visitor's IP address in the WebTrends GeoTrends Database.

#### Unknown

The organization could not be determined.

#### Domain Name

The text name (for example, webtrends.com) corresponding to the visitor's IP address. The domain name can be determined from any of the following methods:

- The domain was logged by the web server.
- The IP address matched an Intranet Domain configuration within the Admin Console.
- DNS resolution.

IP addresses that do not resolve to a domain by these methods are categorized as follows:

- Reserved IP Address - The IP address falls within a block of reserved addresses. For example, 192.168.x.x and 10.x.x.x addresses are reserved for private networks.
- Unresolved IP Address - Category for IP addresses that did not resolve to a domain (perhaps because DNS resolution was disabled).

The domain name shown is the second-level domain name, such as webtrends.com. For example, all visitors from sales.webtrends.com, us.sales.webtrends.com, and service.webtrends.com are combined in the statistics for webtrends.com. If the top-level domain name is a country code, then the third-level domain name is shown also (for example, anycompany.com.au).

#### Visits

Number of visits to your site from this organization. A visit is a series of actions that begins when a visitor views their first page from the server, and ends when the visitor leaves the site or remains idle beyond the idle-time limit. The default idle-time limit is thirty minutes. This time limit can be changed by the system administrator.

#### Hits

Number of hits to your site from this organization. Each file requested by a visitor registers as a hit. There can be several hits on each page. While the volume of hits reflects the amount of server traffic, it is not an accurate reflection of the number of pages viewed.





### **Report Descriptions**

Use this information when you are interested in an organization as a whole, such as Webtrends Inc. You can identify the major domain names from each company, such as webtrends.com from WebTrends Inc.

# Authenticated Usernames

This report identifies the true name and activity level of the visitors logging onto a server that requires a user name and password.

## Authenticated Usernames Trend

No data is available for this graph.

## Authenticated Usernames

No data is available for this graph.

## Authenticated Usernames

No data is available for this table.

## Authenticated Usernames - Help Card



### Column Definitions

#### Authenticated Username

A visitor tracked by user name and password rather than by IP address. You may find more authenticated user names than total visitors because several persons may be using the same IP address. Since many ISPs dynamically assign IP addresses, and since multiple visitors may use a single IP address, authentication is a much more accurate way to identify visitors.

#### Visits

Number of times the specified visitor visited your site. A visit is a series of actions that begins when a visitor views their first page from the server, and ends when the visitor leaves the site or remains idle beyond the idle-time limit. The default idle-time limit is thirty minutes. This time limit can be changed by the system administrator.

#### Hits

Number of hits generated by the specified visitor. Each file requested by a visitor registers as a hit. There can be several hits on each page. While the volume of hits reflects the amount of server traffic, it is not an accurate reflection of the number of pages viewed.

#### %

Percentage of visits or hits to your site by the specified visitor out of those by all authenticated user names.



### Report Descriptions

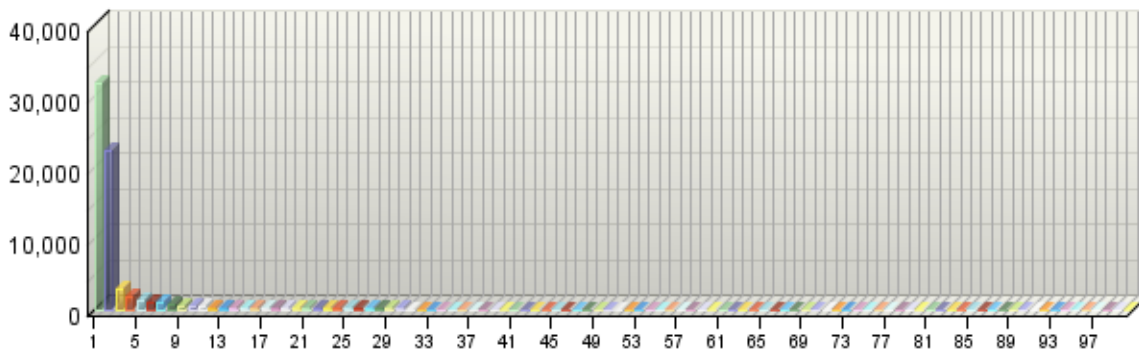
You may use this information for your marketing efforts, such as special promotions or newsletters.

# Domain Names

This report lists the domain name that generates the most activity to your web site.

## Domain Names

Visits



## Domain Names

	Domain Name	Visits	% Visits	Hits
1.	<a href="http://inktomisearch.com">inktomisearch.com</a>	31,868	35.26%	35,835
2.	Unresolved IP Address	22,405	24.79%	95,677
3.	<a href="http://live.com">live.com</a>	3,054	3.38%	20,492
4.	<a href="http://comcast.net">comcast.net</a>	1,988	2.20%	5,225
5.	<a href="http://rr.com">rr.com</a>	1,458	1.61%	4,184
6.	<a href="http://verizon.net">verizon.net</a>	1,161	1.28%	3,545
7.	<a href="http://aol.com">aol.com</a>	1,044	1.16%	1,565
8.	<a href="http://cox.net">cox.net</a>	706	0.78%	2,047
9.	<a href="http://charter.com">charter.com</a>	531	0.59%	1,894
10.	<a href="http://sbcglobal.net">sbcglobal.net</a>	458	0.51%	1,219
11.	<a href="http://bellsouth.net">bellsouth.net</a>	438	0.48%	947
12.	<a href="http://pacbell.net">pacbell.net</a>	393	0.43%	1,021
13.	<a href="http://qwest.net">qwest.net</a>	361	0.40%	970
14.	<a href="http://optonline.net">optonline.net</a>	303	0.34%	858
15.	<a href="http://ask.com">ask.com</a>	290	0.32%	1,271
16.	<a href="http://twtelecom.net">twtelecom.net</a>	281	0.31%	2,395
17.	<a href="http://fti.net">fti.net</a>	263	0.29%	415
18.	<a href="http://swbell.net">swbell.net</a>	248	0.27%	656
19.	<a href="http://googlebot.com">googlebot.com</a>	241	0.27%	13,608

	<b>Domain Name</b>	<b>Visits</b>	<b>% Visits</b>	<b>Hits</b>
20.	<a href="#">adelphia.net</a>	229	0.25%	507
21.	<a href="#">CMU.EDU</a>	227	0.25%	1,688
22.	<a href="#">ameritech.net</a>	220	0.24%	682
23.	<a href="#">vsnl.net.in</a>	214	0.24%	913
24.	<a href="#">phx.gbl</a>	208	0.23%	332
25.	<a href="#">theplanet.com</a>	192	0.21%	295
26.	<a href="#">exabot.com</a>	187	0.21%	248
27.	<a href="#">covad.net</a>	155	0.17%	525
28.	<a href="#">dsl.bell.ca</a>	155	0.17%	370
29.	<a href="#">hinet.net</a>	154	0.17%	800
30.	<a href="#">mindspring.com</a>	146	0.16%	336
31.	<a href="#">picsearch.com</a>	135	0.15%	333
32.	<a href="#">cos.com</a>	111	0.12%	217
33.	<a href="#">sify.net</a>	109	0.12%	410
34.	<a href="#">rogers.com</a>	107	0.12%	320
35.	<a href="#">insightbb.com</a>	103	0.11%	355
36.	<a href="#">uiuc.edu</a>	102	0.11%	337
37.	<a href="#">state.tx.us</a>	101	0.11%	114
38.	<a href="#">usgs.gov</a>	101	0.11%	234
39.	<a href="#">btcentralplus.com</a>	98	0.11%	328
40.	<a href="#">level3.net</a>	96	0.11%	222
41.	<a href="#">embarqhsd.net</a>	94	0.10%	276
42.	<a href="#">mchsi.com</a>	94	0.10%	210
43.	<a href="#">washington.edu</a>	92	0.10%	200
44.	<a href="#">become.com</a>	90	0.10%	526
45.	<a href="#">abo.wanadoo.fr</a>	89	0.10%	2,025
46.	<a href="#">rcn.com</a>	89	0.10%	210
47.	<a href="#">asianet.co.th</a>	88	0.10%	236
48.	<a href="#">emirates.net.ae</a>	87	0.10%	137
49.	<a href="#">ohio-state.edu</a>	85	0.09%	195
50.	<a href="#">blueyonder.co.uk</a>	84	0.09%	157
51.	<a href="#">rima-tde.net</a>	82	0.09%	224
52.	<a href="#">psu.edu</a>	80	0.09%	535
53.	<a href="#">unc.edu</a>	80	0.09%	198
54.	<a href="#">ttnet.net.tr</a>	78	0.09%	241
55.	<a href="#">google.com</a>	77	0.09%	149
56.	<a href="#">shawcable.net</a>	77	0.09%	209
57.	<a href="#">harvard.edu</a>	77	0.09%	217
58.	<a href="#">af.mil</a>	76	0.08%	477
59.	<a href="#">isu.net.sa</a>	76	0.08%	131
60.	<a href="#">ipowerweb.com</a>	76	0.08%	192

	<b>Domain Name</b>	<b>Visits</b>	<b>% Visits</b>	<b>Hits</b>
61.	<a href="http://msu.edu">msu.edu</a>	75	0.08%	234
62.	<a href="http://drexel.edu">drexel.edu</a>	74	0.08%	316
63.	<a href="http://funnelback.com">funnelback.com</a>	73	0.08%	6,407
64.	<a href="http://gatech.edu">gatech.edu</a>	72	0.08%	590
65.	<a href="http://net.my">net.my</a>	72	0.08%	249
66.	<a href="http://evlservers.net">evlservers.net</a>	68	0.08%	77
67.	<a href="http://colostate.edu">colostate.edu</a>	66	0.07%	123
68.	<a href="http://frontiernet.net">frontiernet.net</a>	66	0.07%	152
69.	<a href="http://noaa.gov">noaa.gov</a>	65	0.07%	186
70.	<a href="http://Princeton.EDU">Princeton.EDU</a>	64	0.07%	160
71.	<a href="http://nextgentel.com">nextgentel.com</a>	64	0.07%	157
72.	<a href="http://duke.edu">duke.edu</a>	64	0.07%	189
73.	<a href="http://comcastbusiness.net">comcastbusiness.net</a>	63	0.07%	279
74.	<a href="http://columbia.edu">columbia.edu</a>	63	0.07%	259
75.	<a href="http://direpc.com">direpc.com</a>	63	0.07%	219
76.	<a href="http://tedata.net">tedata.net</a>	63	0.07%	254
77.	<a href="http://epa.gov">epa.gov</a>	63	0.07%	226
78.	<a href="http://telus.net">telus.net</a>	62	0.07%	123
79.	<a href="http://algx.net">algx.net</a>	61	0.07%	130
80.	<a href="http://umn.edu">umn.edu</a>	60	0.07%	186
81.	<a href="http://atlantech.net">atlantech.net</a>	59	0.07%	219
82.	<a href="http://speakeasy.net">speakeasy.net</a>	59	0.07%	143
83.	<a href="http://t-dialin.net">t-dialin.net</a>	58	0.06%	340
84.	<a href="http://cosmixcorp.com">cosmixcorp.com</a>	58	0.06%	99
85.	<a href="http://ncsu.edu">ncsu.edu</a>	58	0.06%	101
86.	<a href="http://snet.net">snet.net</a>	57	0.06%	134
87.	<a href="http://suddenlink.net">suddenlink.net</a>	57	0.06%	114
88.	<a href="http://umich.edu">umich.edu</a>	56	0.06%	130
89.	<a href="http://yahoo.com">yahoo.com</a>	54	0.06%	2,182
90.	<a href="http://alltel.net">alltel.net</a>	54	0.06%	149
91.	<a href="http://metacarta.com">metacarta.com</a>	54	0.06%	2,146
92.	<a href="http://rice.edu">rice.edu</a>	53	0.06%	234
93.	<a href="http://rutgers.edu">rutgers.edu</a>	53	0.06%	168
94.	<a href="http://cornell.edu">cornell.edu</a>	52	0.06%	182
95.	<a href="http://umd.edu">umd.edu</a>	52	0.06%	179
96.	<a href="http://layeredtech.com">layeredtech.com</a>	52	0.06%	66
97.	<a href="http://ufl.edu">ufl.edu</a>	52	0.06%	156
98.	<a href="http://ca.gov.mo">ca.gov.mo</a>	51	0.06%	57
99.	<a href="http://serverpronto.com">serverpronto.com</a>	51	0.06%	81
100.	<a href="http://125.airtelbroadband.in">125.airtelbroadband.in</a>	50	0.06%	234
101.	<a href="http://telkom.net.id">telkom.net.id</a>	50	0.06%	213

	<b>Domain Name</b>	<b>Visits</b>	<b>% Visits</b>	<b>Hits</b>
102.	61.airtelbroadband.in	50	0.06%	145
103.	yale.edu	50	0.06%	234
104.	rti.org	50	0.06%	178
105.	proxad.net	49	0.05%	157
106.	wideopenwest.com	49	0.05%	162
107.	asu.edu	49	0.05%	106
108.	prod-infinitem.com.mx	49	0.05%	139
109.	59.airtelbroadband.in	48	0.05%	77
110.	unh.edu	48	0.05%	138
111.	MBL.EDU	47	0.05%	50
112.	iit.edu	47	0.05%	278
113.	army.mil	47	0.05%	155
114.	maine.edu	47	0.05%	143
115.	linkalarm.com	46	0.05%	50
116.	oregonstate.edu	46	0.05%	125
117.	xo.net	46	0.05%	85
118.	as9105.com	45	0.05%	115
119.	navy.mil	45	0.05%	120
120.	ntli.net	44	0.05%	66
121.	wisc.edu	44	0.05%	142
122.	centurytel.net	44	0.05%	99
123.	gci.net	44	0.05%	115
124.	ucr.edu	44	0.05%	369
125.	uidaho.edu	43	0.05%	172
126.	net.pk	43	0.05%	114
127.	saix.net	43	0.05%	43
128.	purdue.edu	41	0.05%	144
129.	denison.edu	41	0.05%	244
130.	missouri.edu	41	0.05%	100
131.	vt.edu	41	0.05%	169
132.	uc.edu	40	0.04%	97
133.	Berkeley.EDU	40	0.04%	159
134.	nih.gov	39	0.04%	104
135.	tnitech.edu	39	0.04%	224
136.	tamu.edu	38	0.04%	58
137.	Stanford.EDU	38	0.04%	5,493
138.	uiowa.edu	38	0.04%	144
139.	iastate.edu	37	0.04%	72
140.	cgocable.net	37	0.04%	106
141.	bigpond.net.au	37	0.04%	86
142.	ucar.edu	37	0.04%	60

	<b>Domain Name</b>	<b>Visits</b>	<b>% Visits</b>	<b>Hits</b>
143.	<a href="#">umontana.edu</a>	37	0.04%	90
144.	<a href="#">pldt.net</a>	37	0.04%	59
145.	<a href="#">humboldt.edu</a>	36	0.04%	208
146.	<a href="#">singnet.com.sg</a>	36	0.04%	41
147.	<a href="#">hawaii.edu</a>	36	0.04%	68
148.	<a href="#">mtu.edu</a>	36	0.04%	121
149.	<a href="#">icfconsulting.com</a>	36	0.04%	231
150.	<a href="#">business.telecomitalia.it</a>	35	0.04%	87
151.	<a href="#">utexas.edu</a>	35	0.04%	81
152.	<a href="#">fs.fed.us</a>	35	0.04%	80
153.	<a href="#">secureserver.net</a>	35	0.04%	40
154.	<a href="#">tds.net</a>	35	0.04%	99
155.	<a href="#">arizona.edu</a>	35	0.04%	65
156.	<a href="#">okstate.edu</a>	35	0.04%	131
157.	<a href="#">bhangra.fm</a>	35	0.04%	35
158.	<a href="#">northernlight.com</a>	33	0.04%	35
159.	<a href="#">retail.telecomitalia.it</a>	33	0.04%	83
160.	<a href="#">adobe.com</a>	33	0.04%	79
161.	<a href="#">answers.com</a>	32	0.04%	35
162.	<a href="#">pnl.gov</a>	32	0.04%	77
163.	<a href="#">ucdavis.edu</a>	32	0.04%	84
164.	<a href="#">usf.edu</a>	32	0.04%	103
165.	<a href="#">outboundrequest.com</a>	32	0.04%	41
166.	<a href="#">usc.edu</a>	32	0.04%	50
167.	<a href="#">cableone.net</a>	32	0.04%	168
168.	<a href="#">uic.edu</a>	32	0.04%	90
169.	<a href="#">myvzw.com</a>	32	0.04%	86
170.	<a href="#">gigablast.com</a>	31	0.03%	36
171.	<a href="#">auburn.edu</a>	30	0.03%	87
172.	<a href="#">MIT.EDU</a>	30	0.03%	133
173.	<a href="#">about.com</a>	30	0.03%	32
174.	<a href="#">dip0.t-ipconnect.de</a>	29	0.03%	79
175.	<a href="#">bezeqint.net</a>	29	0.03%	51
176.	<a href="#">anteldata.net.uy</a>	28	0.03%	113
177.	<a href="#">cavtel.net</a>	28	0.03%	77
178.	<a href="#">link.com.eg</a>	28	0.03%	57
179.	<a href="#">jmu.edu</a>	28	0.03%	78
180.	<a href="#">wsu.edu</a>	28	0.03%	61
181.	<a href="#">jhu.edu</a>	28	0.03%	140
182.	<a href="#">ttu.edu</a>	28	0.03%	65
183.	<a href="#">wisdomtool.com</a>	27	0.03%	47



	<b>Domain Name</b>	<b>Visits</b>	<b>% Visits</b>	<b>Hits</b>
184.	<a href="#">ptd.net</a>	27	0.03%	50
185.	<a href="#">fuse.net</a>	27	0.03%	169
186.	<a href="#">uci.edu</a>	26	0.03%	62
187.	<a href="#">adsl.tpnet.pl</a>	26	0.03%	35
188.	<a href="#">nasa.gov</a>	26	0.03%	61
189.	<a href="#">arcor-ip.net</a>	26	0.03%	70
190.	<a href="#">upc-a.chello.nl</a>	26	0.03%	44
191.	<a href="#">onfirehosting.net</a>	26	0.03%	29
192.	<a href="#">eop.gov</a>	26	0.03%	69
193.	<a href="#">utah.edu</a>	26	0.03%	40
194.	<a href="#">clemsun.edu</a>	26	0.03%	83
195.	<a href="#">mtnl.net.in</a>	25	0.03%	53
196.	<a href="#">WPI.EDU</a>	25	0.03%	126
197.	<a href="#">telesp.net.br</a>	25	0.03%	95
198.	<a href="#">NoDak.edu</a>	25	0.03%	63
199.	<a href="#">maxonline.com.sg</a>	25	0.03%	70
200.	<a href="#">cableonline.com.mx</a>	25	0.03%	47
	<b>Other</b>	<b>12,044</b>	<b>13.33%</b>	<b>47,189</b>
	<b>Total</b>	<b>90,369</b>	<b>100.00%</b>	<b>290,593</b>

items 1-200 of 200

## Domain Names - Help Card



### Column Definitions

#### Domain Name

The text name (for example, webtrends.com) corresponding to the visitor's IP address. The domain name can be determined from any of the following methods:

- The domain was logged by the web server.
- The IP address matched an Intranet Domain configuration within the Admin Console.
- DNS resolution.

IP addresses that do not resolve to a domain by these methods are categorized as follows:

- Reserved IP Address - The IP address falls within a block of reserved addresses. For example, 192.168.x.x and 10.x.x.x addresses are reserved for private networks.
- Unresolved IP Address - Category for IP addresses that did not resolve to a domain (perhaps because DNS resolution was disabled).

The domain name shown is the second-level domain name, such as webtrends.com. For example, all visitors from sales.webtrends.com, us.sales.webtrends.com, and service.webtrends.com are combined in the statistics for webtrends.com. If the top-level domain name is a country code, then the third-level domain name is shown also (for example, anycompany.com.au).

#### Visits

Number of visits to your site from this domain name. A visit is a series of actions that begins when a visitor views their first page from the server, and ends when the visitor leaves the site or remains idle beyond the idle-time limit. The default idle-time limit is thirty minutes. This time limit can be changed by the system administrator.

#### Hits

Number of hits to your site from this domain name. Each file requested by a visitor registers as a hit. There can be several hits on each page. While the volume of hits reflects the amount of server traffic, it is not an accurate reflection of the number of pages viewed.



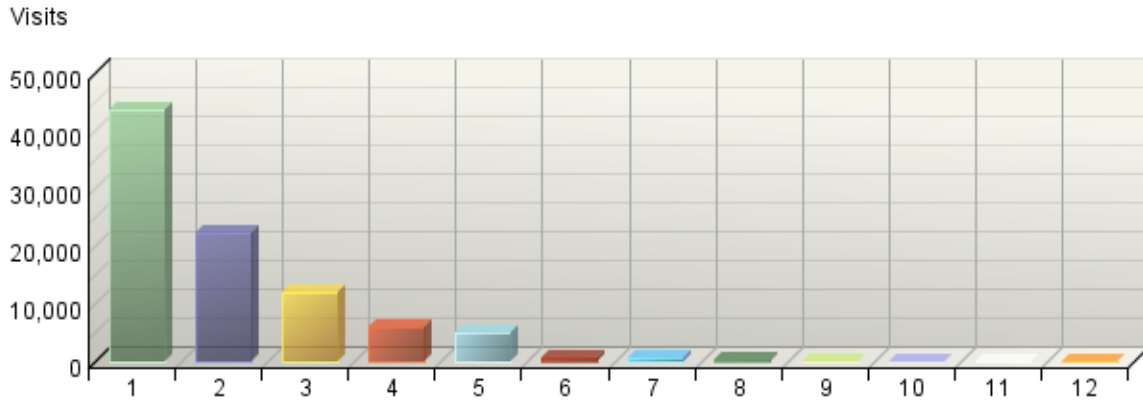
### Report Descriptions

Use this information when you are interested in high-level domain names of visitors generating the most activity to your web site.

# Top-Level Domain Types

This report provides a breakdown of top-level domain types.

**Top-Level Domain Types**



**Top-Level Domain Types**

Top-Level Domain Types	Visits	% Visits	Hits
Commercial	43,679	48.33%	102,480
Unresolved IP Address	22,407	24.80%	95,683
Network	11,841	13.10%	46,177
Education	5,917	6.55%	25,510
Unknown	4,933	5.46%	15,949
Government	807	0.89%	2,409
Organization	528	0.58%	1,397
Military	220	0.24%	918
ARPANET	23	0.03%	44
International	6	0.01%	11
Business	4	0.00%	9
Informational	4	0.00%	6
<b>Total</b>	<b>90,369</b>	<b>100.00%</b>	<b>290,593</b>

items 1-12 of 12

## Top-Level Domain Types - Help Card



### Column Definitions

#### Reserved IP Address

The IP address falls within a block of reserved addresses. For example, 192.168.x.x and 10.x.x.x addresses are reserved for private networks.

#### Unresolved IP Address

Category for IP addresses that did not resolve to a domain (perhaps because DNS resolution was disabled).

#### Unknown

The domain suffix did not match any of the top-level domain categories.

#### Top-Level Domain

The suffix of a domain name. A top-level domain can be based on the type of organization (.com, .edu, .museum, .name, etc) or it can be a country code (.uk, .de, .jp, .us, etc.). The top-level domain can be used to identify the type of web site. The following is a partial list of how this report categorizes top-level domains:

- ARPANET: .arpa
- Commercial: .com .co .com.[country code] .co.[country code] .firm.co .firm.ve .ltd.uk .info .biz
- Education: .edu .edu.[country-code] .ed.[country code] .ac.[country code] .school.[country code] .k12.[country code] .re.kr .sch.uk .edunet.tn
- International: .int .int.co .int.ve .intl.tn
- Government: .gov .gov.[country code] .gove.[country code] .go.[country code]
- Military: .mil .mil.[country code]
- Network: .net .ad.jp .ne.kr .net.[country code]
- Organization: .org .or .org.[country code] .or.[country code]
- Personal: .name

#### Visits

Number of visits to your site from the specified top-level domain. A visit is a series of actions that begins when a visitor views their first page from the server, and ends when the visitor leaves the site or remains idle beyond the idle-time limit. The default idle-time limit is thirty minutes. This time limit can be changed by the system administrator.

#### Hits

Number of hits to your site from the specified top-level domain. Each file requested by a visitor registers as a hit. There can be several hits on each page. While the volume of hits reflects the amount of server traffic, it is not an accurate reflection of the number of pages viewed.



### Report Descriptions

Consider which types of organizations are interested in your site, and consider how you can interest other types of organizations.

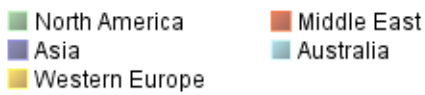
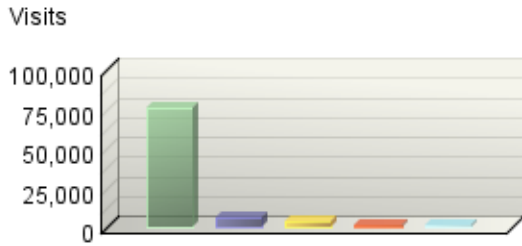
**Note:** This information can be displayed only if reverse DNS lookups have been performed. Even when DNS lookups are performed, some IP addresses cannot be resolved to a domain name.

**Total** - This represents the total visits or hits where there was sufficient information to identify the top-level domain. This number may be less than the total activity overall.

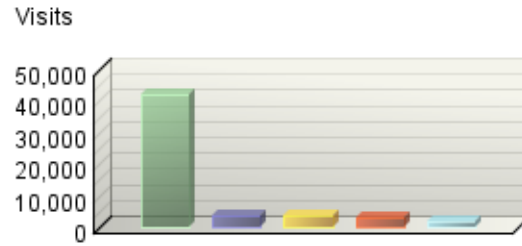
# Geography Dashboard

This page contains key graphs and tables that provide an overview of this chapter. When viewing through the on-demand interface, you can click on the title of a graph or table to navigate to the corresponding page.

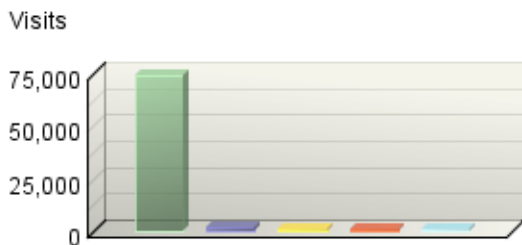
**Regions**



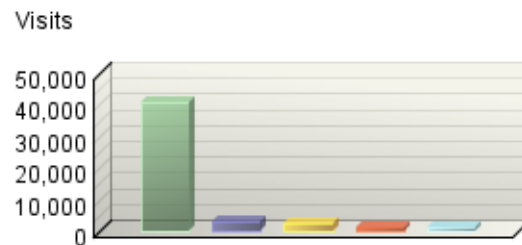
**North American States and Provinces**



**Countries**



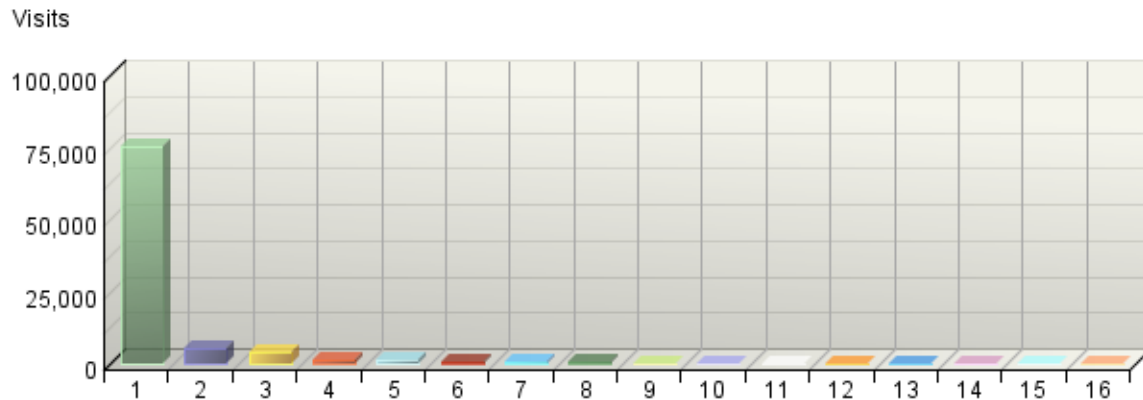
**Cities**



# Regions

This report identifies the top geographic regions of the visitors to your site.

**Regions**



**Regions**

Regions	Visits	% Visits
1. North America	75,062	83.06%
2. Asia	5,649	6.25%
3. Western Europe	4,190	4.64%
4. Middle East	1,440	1.59%
5. Australia	1,264	1.40%
6. Northern Europe	628	0.69%
7. Eastern Europe	619	0.68%
8. South America	500	0.55%
9. Eastern Africa	269	0.30%
10. Northern Africa	254	0.28%
11. Southern Africa	156	0.17%
12. Caribbean Islands	122	0.14%
13. Western Africa	117	0.13%
14. Pacific Islands	58	0.06%
15. Central America	34	0.04%
16. Central Africa	7	0.01%
<b>Total</b>	<b>90,369</b>	<b>100.00%</b>

items 1-16 of 16

## Regions - Help Card



### Column Definitions

#### Regions

The geographic part of the world where visitors to your web site are located. "Unspecified Region" represents visitors whose geographic region could not be determined. "Unknown Region" represents visitors whose country has been determined but not identified with a specific region. If the WebTrends GeoTrends Database is turned on for this profile, the region is determined by looking up the visitor's IP address in this database. If GeoTrends is not enabled, the region will be determined from the domain name.

#### Visits

Number of visits from this geographic region. A visit is a series of actions that begins when a visitor views their first page from the server, and ends when the visitor leaves the site or remains idle beyond the idle-time limit. The default idle-time limit is thirty minutes. This time limit can be changed by the system administrator.

%

Percentage of total visits that were from this geographic region.



### Report Descriptions

This information can help you meet the needs of your target audience as well as discover new audiences. Consider how you can make the content comprehensive and relevant to an international audience.

Values for "Unspecified Region" represent visitors whose geographic region cannot be determined. Values for "Unknown Region" represent visitors whose country can be determined but whose country is not associated with a specific region. Values for "Unknown States" or "Unknown Cities" represent hits for which the IP address does not match an entry in GeoTrends database. This is the case for countries that do not have states or simply entries for which this information was not provided in the GeoTrends database.

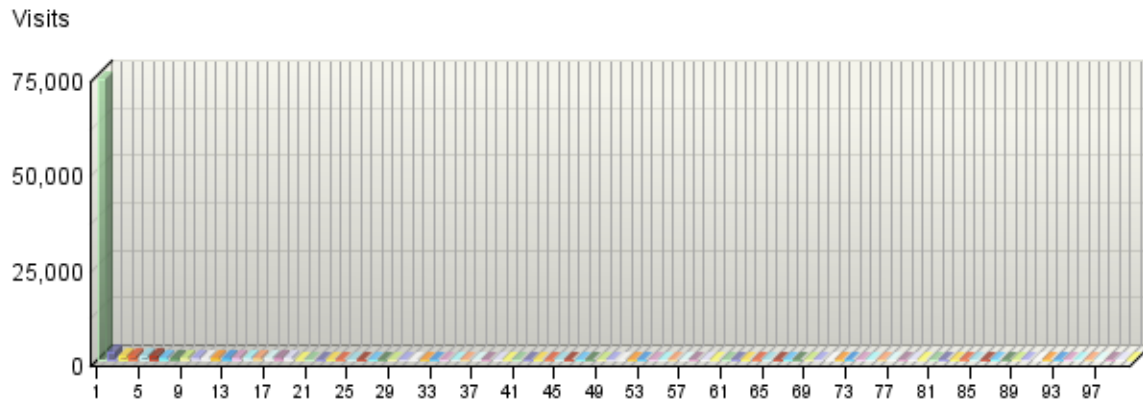
**Note:** Use this information carefully because it is based on Internet registration, and may not always be an accurate identifier of the visitor's actual location.



# Countries

This report identifies the top countries of the visitors to your site.

## Countries



## Countries

	Countries	Visits	% Visits
1.	United States (US)	74,019	81.91%
2.	India (IN)	1,782	1.97%
3.	Australia (AU)	1,264	1.40%
4.	China (CN)	1,162	1.29%
5.	United Kingdom (UK)	1,064	1.18%
6.	Canada (CA)	943	1.04%
7.	France (FR)	679	0.75%
8.	Iran (IR)	614	0.68%
9.	Korea (South) (KR)	521	0.58%
10.	Germany (DE)	447	0.49%
11.	Netherlands (NL)	415	0.46%
12.	Japan (JP)	401	0.44%
13.	Sweden (SE)	355	0.39%
14.	Western Europe - country unspecified (EU)	324	0.36%
15.	Taiwan (TW)	317	0.35%
16.	Italy (IT)	285	0.32%
17.	Switzerland (CH)	277	0.31%
18.	Spain (ES)	263	0.29%
19.	Thailand (TH)	258	0.29%

	<b>Countries</b>	<b>Visits</b>	<b>% Visits</b>
20.	Turkey (TR)	242	0.27%
21.	Uruguay (UY)	204	0.23%
22.	Egypt (EG)	195	0.22%
23.	Malaysia (MY)	189	0.21%
24.	Philippines (PH)	184	0.20%
25.	Pakistan (PK)	172	0.19%
26.	Singapore (SG)	160	0.18%
27.	Indonesia (ID)	151	0.17%
28.	Israel (IL)	147	0.16%
29.	Norway (NO)	138	0.15%
30.	Saudi Arabia (SA)	134	0.15%
31.	United Arab Emirates (AE)	131	0.14%
32.	Mauritius (MU)	129	0.14%
33.	South Africa (ZA)	127	0.14%
34.	Poland (PL)	126	0.14%
35.	Hong Kong (HK)	123	0.14%
36.	Brazil (BR)	120	0.13%
37.	Portugal (PT)	117	0.13%
38.	Belgium (BE)	115	0.13%
39.	Russian Federation (RU)	115	0.13%
40.	Mexico (MX)	100	0.11%
41.	Romania (RO)	96	0.11%
42.	Greece (GR)	92	0.10%
43.	Puerto Rico (PR)	82	0.09%
44.	Denmark (DK)	74	0.08%
45.	Ireland (IE)	68	0.08%
46.	Ethiopia (ET)	67	0.07%
47.	Finland (FI)	59	0.07%
48.	Macau (MO)	54	0.06%
49.	Viet Nam (VN)	51	0.06%
50.	Nigeria (NG)	45	0.05%
51.	Chile (CL)	42	0.05%
52.	New Zealand (NZ)	42	0.05%
53.	Czech Republic (CZ)	41	0.05%
54.	Argentina (AR)	41	0.05%
55.	Yugoslavia (YU)	39	0.04%
56.	Oman (OM)	37	0.04%
57.	Kuwait (KW)	34	0.04%
58.	Colombia (CO)	32	0.04%
59.	Sri Lanka (LK)	31	0.03%
60.	Austria (AT)	30	0.03%

	<b>Countries</b>	<b>Visits</b>	<b>% Visits</b>
61.	Jordan (JO)	29	0.03%
62.	Uganda (UG)	25	0.03%
63.	Lithuania (LT)	24	0.03%
64.	Croatia (Hrvatska) (HR)	24	0.03%
65.	Ukraine (UA)	24	0.03%
66.	Cote D'Ivoire (Ivory Coast) (CI)	24	0.03%
67.	Bulgaria (BG)	23	0.03%
68.	Tanzania (TZ)	23	0.03%
69.	Peru (PE)	23	0.03%
70.	Kenya (KE)	23	0.03%
71.	Lebanon (LB)	20	0.02%
72.	Bangladesh (BD)	20	0.02%
73.	Nepal (NP)	20	0.02%
74.	Slovenia (SI)	20	0.02%
75.	Algeria (DZ)	19	0.02%
76.	Syria (SY)	18	0.02%
77.	Zimbabwe (ZW)	17	0.02%
78.	Slovak Republic (SK)	16	0.02%
79.	Senegal (SN)	16	0.02%
80.	Bolivia (BO)	16	0.02%
81.	Morocco (MA)	16	0.02%
82.	Hungary (HU)	15	0.02%
83.	Venezuela (VE)	15	0.02%
84.	Ghana (GH)	14	0.02%
85.	Latvia (LV)	14	0.02%
86.	Bahrain (BH)	13	0.01%
87.	Estonia (EE)	13	0.01%
88.	Costa Rica (CR)	12	0.01%
89.	Guam (GU)	11	0.01%
90.	Libya (LY)	10	0.01%
91.	Azerbaijan (AZ)	10	0.01%
92.	Myanmar (MM)	9	0.01%
93.	Tunisia (TN)	8	0.01%
94.	Jamaica (JM)	8	0.01%
95.	Macedonia (MK)	8	0.01%
96.	Togo (TG)	8	0.01%
97.	Trinidad and Tobago (TT)	7	0.01%
98.	Moldova (MD)	7	0.01%
99.	Georgia (GE)	7	0.01%
100.	Cuba (CU)	7	0.01%
101.	Cyprus (CY)	7	0.01%

	<b>Countries</b>	<b>Visits</b>	<b>% Visits</b>
102.	Malta (MT)	6	0.01%
103.	Luxembourg (LU)	6	0.01%
104.	Dominican Republic (DO)	6	0.01%
105.	Sudan (SD)	5	0.01%
106.	Rwanda (RW)	5	0.01%
107.	Mongolia (MN)	5	0.01%
108.	Panama (PA)	5	0.01%
109.	Yemen (YE)	5	0.01%
110.	Uzbekistan (UZ)	5	0.01%
111.	Namibia (NA)	5	0.01%
112.	Guatemala (GT)	4	0.00%
113.	Bosnia and Herzegovina (BA)	4	0.00%
114.	Kazakhstan (KZ)	4	0.00%
115.	Belize (BZ)	4	0.00%
116.	Bahamas (BS)	4	0.00%
117.	Qatar (QA)	4	0.00%
118.	Armenia (AM)	4	0.00%
119.	Cameroon (CM)	4	0.00%
120.	Papua New Guinea (PG)	4	0.00%
121.	Belarus (BY)	4	0.00%
122.	Bhutan (BT)	3	0.00%
123.	Palestinian Territories (PS)	3	0.00%
124.	Virgin Islands (U.S.) (VI)	3	0.00%
125.	Nicaragua (NI)	3	0.00%
126.	Ecuador (EC)	3	0.00%
127.	El Salvador (SV)	3	0.00%
128.	Honduras (HN)	3	0.00%
129.	Monaco (MC)	2	0.00%
130.	Sierra Leone (SL)	2	0.00%
131.	Iceland (IS)	2	0.00%
132.	Fiji (FJ)	2	0.00%
133.	Albania (AL)	2	0.00%
134.	Paraguay (PY)	2	0.00%
135.	Iraq (IQ)	2	0.00%
136.	Zambia (ZM)	2	0.00%
137.	Lesotho (LS)	2	0.00%
138.	Anguilla (AI)	2	0.00%
139.	Kyrgyzstan (KG)	2	0.00%
140.	Guyana (GY)	2	0.00%
141.	Tajikistan (TJ)	1	0.00%
142.	Mali (ML)	1	0.00%

	<b>Countries</b>	<b>Visits</b>	<b>% Visits</b>
143.	Netherlands Antilles (AN)	1	0.00%
144.	Eritrea (ER)	1	0.00%
145.	Burkina Faso (BF)	1	0.00%
146.	Dominica (DM)	1	0.00%
147.	Cook Islands (CK)	1	0.00%
148.	Chad (TD)	1	0.00%
149.	Madagascar (MG)	1	0.00%
150.	Laos (LA)	1	0.00%
151.	Botswana (BW)	1	0.00%
152.	Northern Mariana Islands (MP)	1	0.00%
153.	Grenada (GD)	1	0.00%
154.	Mauritania (MR)	1	0.00%
155.	Gabon (GA)	1	0.00%
156.	Reunion (RE)	1	0.00%
157.	Cambodia (KH)	1	0.00%
158.	American Samoa (AS)	1	0.00%
159.	Benin (BJ)	1	0.00%
160.	Afghanistan (AF)	1	0.00%
161.	Congo (Democratic Republic) (CD)	1	0.00%
162.	Mozambique (MZ)	1	0.00%
	<b>Total</b>	<b>90,369</b>	<b>100.00%</b>

items 1-162 of 162

## Countries - Help Card



### Column Definitions

#### Countries

If the WebTrends GeoTrends Database is turned on for this profile, the country is determined by looking up the visitor's IP address in this database. If GeoTrends is not enabled, the country will be determined from the domain name.

#### Visits

Number of visits from the specified country. A visit is a series of actions that begins when a visitor views their first page from the server, and ends when the visitor leaves the site or remains idle beyond the idle-time limit. The default idle-time limit is thirty minutes. This time limit can be changed by the system administrator.

#### %

Percentage of total visits from the specified country.

#### Unknown Country

The country associated with the visitor's domain name could not be determined.



### Report Descriptions

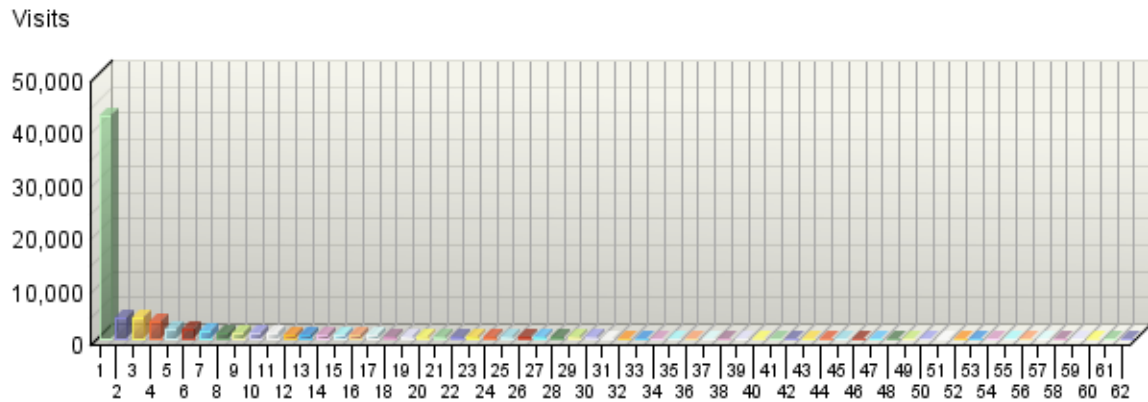
This information can help you meet the needs of your target audience as well as discover new audiences. Consider how you can make the content comprehensive and relevant to an international audience.

**Note:** Use this information carefully because it is based on Internet registration, and may not always be an accurate identifier of the visitor's actual location.

# North American States and Provinces

If you have enabled the WebTrends GeoTrends Database for this profile, this page will list the states and provinces of North America with your most active visitors.

## North American States and Provinces



## North American States and Provinces

States and Provinces	Visits	% Visits
1. Virginia	42,218	56.94%
2. Washington	3,938	5.31%
3. California	3,899	5.26%
4. North Carolina	3,124	4.21%
5. Texas	1,735	2.34%
6. New York	1,656	2.23%
7. D.C.	1,467	1.98%
8. Massachusetts	1,209	1.63%
9. Pennsylvania	1,153	1.56%
10. Illinois	968	1.31%
11. Ohio	945	1.27%
12. Maryland	891	1.20%
13. New Jersey	888	1.20%
14. Florida	843	1.14%
15. Georgia	782	1.05%
16. Michigan	764	1.03%
17. Colorado	743	1.00%
18. Missouri	488	0.66%

	<b>States and Provinces</b>	<b>Visits</b>	<b>% Visits</b>
19.	Ontario	426	0.57%
20.	Wisconsin	419	0.57%
21.	Arizona	409	0.55%
22.	Minnesota	340	0.46%
23.	Tennessee	338	0.46%
24.	Oregon	310	0.42%
25.	Connecticut	279	0.38%
26.	Alabama	258	0.35%
27.	Oklahoma	252	0.34%
28.	Indiana	237	0.32%
29.	South Carolina	221	0.30%
30.	Louisiana	201	0.27%
31.	New Hampshire	179	0.24%
32.	Iowa	177	0.24%
33.	British Columbia	164	0.22%
34.	Quebec	146	0.20%
35.	Utah	141	0.19%
36.	Rhode Island	127	0.17%
37.	Hawaii	123	0.17%
38.	Alberta	121	0.16%
39.	Idaho	121	0.16%
40.	Kentucky	120	0.16%
41.	New Mexico	118	0.16%
42.	Nebraska	107	0.14%
43.	Maine	103	0.14%
44.	Nevada	100	0.13%
45.	Alaska	100	0.13%
46.	West Virginia	94	0.13%
47.	Kansas	94	0.13%
48.	Arkansas	93	0.13%
49.	Montana	87	0.12%
50.	Mississippi	75	0.10%
51.	South Dakota	65	0.09%
52.	Vermont	62	0.08%
53.	North Dakota	55	0.07%
54.	Delaware	47	0.06%
55.	Wyoming	33	0.04%
56.	Saskatchewan	27	0.04%
57.	Nova Scotia	22	0.03%
58.	Manitoba	17	0.02%
59.	New Brunswick	11	0.01%



	States and Provinces	Visits	% Visits
60.	Newfoundland	6	0.01%
61.	Prince Edward Island	2	0.00%
62.	Yukon	1	0.00%
	<b>Total</b>	<b>74,139</b>	<b>100.00%</b>

items 1-62 of 62

### North American States and Provinces - Help Card



#### Column Definitions

##### States and Provinces

If the WebTrends GeoTrends Database is turned on for this profile, the location is determined by looking up the visitor's IP address in this database.

##### Visits

Number of visits from this state or province. A visit is a series of actions that begins when a visitor views their first page from the server, and ends when the visitor leaves the site or remains idle beyond the idle-time limit. The default idle-time limit is thirty minutes. This time limit can be changed by the system administrator.

##### %

Percentage of total visits from this state or province.



#### Report Descriptions

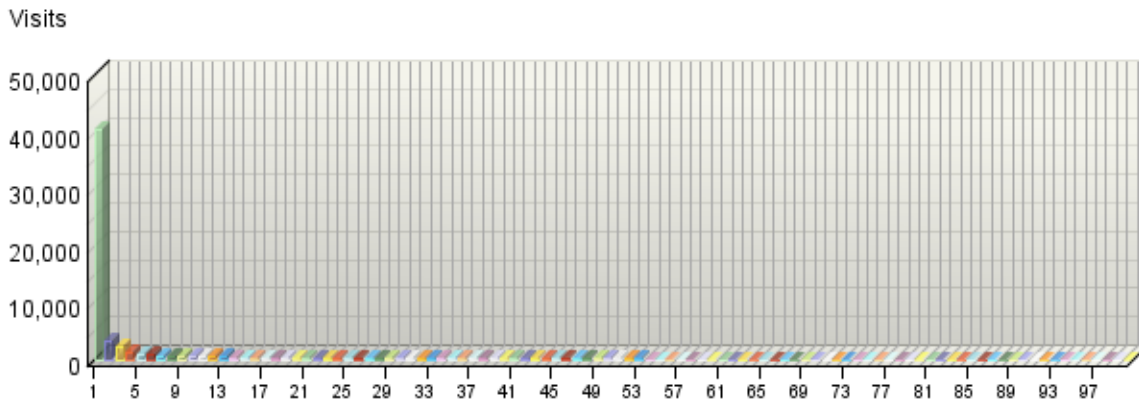
This information can help you meet the needs of your target audience as well as discover new audiences. Consider how you can make the content comprehensive and relevant to an international audience.

**Note:** Use this information carefully, because it is based on Internet registration and may not always be an accurate identifier of the visitor's actual location.

# Cities

If you have enabled the WebTrends GeoTrends Database for this profile, this page will list the cities with your most active visitors.

## Cities



## Cities

	City	Visits	% Visits
1.	Chantilly, Virginia, United States	40,599	45.55%
2.	Redmond, Washington, United States	3,297	3.70%
3.	Durham, North Carolina, United States	2,482	2.78%
4.	Washington, D.C., United States	1,467	1.65%
5.	Milton, Australia	1,011	1.13%
6.	Beijing, China	945	1.06%
7.	San Jose, California, United States	738	0.83%
8.	New York, New York, United States	723	0.81%
9.	Atlanta, Georgia, United States	666	0.75%
10.	Chicago, Illinois, United States	632	0.71%
11.	Mumbai, India	596	0.67%
12.	Boston, Massachusetts, United States	587	0.66%
13.	Dallas, Texas, United States	552	0.62%
14.	London, United Kingdom	493	0.55%
15.	Reston, Virginia, United States	461	0.52%
16.	Paris, France	448	0.50%
17.	Seoul, Korea (South)	419	0.47%
18.	San Francisco, California, United States	414	0.46%

	<b>City</b>	<b>Visits</b>	<b>% Visits</b>
19.	Seattle, Washington, United States	413	0.46%
20.	Baltimore, Maryland, United States	411	0.46%
21.	Philadelphia, Pennsylvania, United States	394	0.44%
22.	Denver, Colorado, United States	384	0.43%
23.	Columbus, Ohio, United States	376	0.42%
24.	Los Angeles, California, United States	374	0.42%
25.	Tehran, Iran	372	0.42%
26.	Bhawan, India	365	0.41%
27.	New Delhi, India	352	0.39%
28.	Pittsburgh, Pennsylvania, United States	334	0.37%
29.	Houston, Texas, United States	315	0.35%
30.	T'ai-pei, Taiwan	269	0.30%
31.	Cambridge, Massachusetts, United States	260	0.29%
32.	Amsterdam, Netherlands	256	0.29%
33.	Raleigh, North Carolina, United States	255	0.29%
34.	Boras, Sweden	253	0.28%
35.	San Diego, California, United States	241	0.27%
36.	Saint Louis, Missouri, United States	241	0.27%
37.	Phoenix, Arizona, United States	238	0.27%
38.	Zurich, Switzerland	229	0.26%
39.	Bangkok, Thailand	223	0.25%
40.	Tokyo, Japan	210	0.24%
41.	Ashburn, Virginia, United States	210	0.24%
42.	Minneapolis, Minnesota, United States	209	0.23%
43.	Miami, Florida, United States	207	0.23%
44.	Montevideo, Uruguay	204	0.23%
45.	Mount Laurel, New Jersey, United States	203	0.23%
46.	Mountain View, California, United States	196	0.22%
47.	Marina Del Rey, California, United States	191	0.21%
48.	Toronto, Canada	187	0.21%
49.	Sunnyvale, California, United States	176	0.20%
50.	Madrid, Spain	173	0.19%
51.	Ann Arbor, Michigan, United States	171	0.19%
52.	Portland, Oregon, United States	171	0.19%
53.	Herndon, Virginia, United States	169	0.19%
54.	Delhi, India	168	0.19%
55.	Madison, Wisconsin, United States	167	0.19%
56.	Cairo, Egypt	164	0.18%
57.	Santa Cruz, California, United States	161	0.18%
58.	Singapore, Singapore	160	0.18%
59.	Detroit, Michigan, United States	159	0.18%

	<b>City</b>	<b>Visits</b>	<b>% Visits</b>
60.	Tampa, Florida, United States	157	0.18%
61.	Kuala Lumpur, Malaysia	156	0.18%
62.	Orlando, Florida, United States	151	0.17%
63.	San Antonio, Texas, United States	146	0.16%
64.	Kansas City, Missouri, United States	145	0.16%
65.	Oklahoma City, Oklahoma, United States	139	0.16%
66.	Fort Collins, Colorado, United States	134	0.15%
67.	Port Louis, Mauritius	129	0.14%
68.	Austin, Texas, United States	129	0.14%
69.	Cincinnati, Ohio, United States	127	0.14%
70.	Newark, New Jersey, United States	126	0.14%
71.	Vancouver, Canada	125	0.14%
72.	East Lansing, Michigan, United States	125	0.14%
73.	Charlotte, North Carolina, United States	124	0.14%
74.	Dubai, United Arab Emirates	123	0.14%
75.	Irvine, California, United States	123	0.14%
76.	Arlington, Virginia, United States	122	0.14%
77.	Milano, Italy	117	0.13%
78.	Cleveland, Ohio, United States	114	0.13%
79.	Albany, New York, United States	112	0.13%
80.	Oslo, Norway	112	0.13%
81.	Providence, Rhode Island, United States	107	0.12%
82.	Hicksville, New York, United States	106	0.12%
83.	Columbia, South Carolina, United States	106	0.12%
84.	Urbana, Illinois, United States	104	0.12%
85.	Hong Kong, Hong Kong	103	0.12%
86.	Manila, Philippines	101	0.11%
87.	Rochester, New York, United States	96	0.11%
88.	Montreal, Canada	95	0.11%
89.	Tel Aviv, Israel	95	0.11%
90.	Salt Lake City, Utah, United States	95	0.11%
91.	Pleasanton, California, United States	93	0.10%
92.	Plano, Texas, United States	91	0.10%
93.	Frankfurt, Germany	91	0.10%
94.	Knoxville, Tennessee, United States	90	0.10%
95.	New Orleans, Louisiana, United States	89	0.10%
96.	Fort Worth, Texas, United States	89	0.10%
97.	Boulder, Colorado, United States	87	0.10%
98.	Ankara, Turkey	85	0.10%
99.	Santa Monica, California, United States	85	0.10%
100.	Syracuse, New York, United States	84	0.09%


	<b>City</b>	<b>Visits</b>	<b>% Visits</b>
101.	Jakarta, Indonesia	84	0.09%
102.	Davis, California, United States	84	0.09%
103.	Chapel Hill, North Carolina, United States	83	0.09%
104.	University Park, Pennsylvania, United States	83	0.09%
105.	Princeton, New Jersey, United States	83	0.09%
106.	Dayton, Ohio, United States	80	0.09%
107.	Brussels, Belgium	80	0.09%
108.	Tucson, Arizona, United States	80	0.09%
109.	Lisbon, Portugal	80	0.09%
110.	Chennai, India	79	0.09%
111.	Milwaukee, Wisconsin, United States	79	0.09%
112.	Rockville, Maryland, United States	79	0.09%
113.	Ottawa, Canada	77	0.09%
114.	Indianapolis, Indiana, United States	77	0.09%
115.	Moscow, Russian Federation	77	0.09%
116.	Gainesville, Florida, United States	77	0.09%
117.	Islamabad, Pakistan	76	0.09%
118.	Sydney, Australia	76	0.09%
119.	Las Vegas, Nevada, United States	76	0.09%
120.	Calgary, Canada	76	0.09%
121.	Manchester, United Kingdom	75	0.08%
122.	Corvallis, Oregon, United States	74	0.08%
123.	Riverside, California, United States	73	0.08%
124.	Ames, Iowa, United States	72	0.08%
125.	Vienna, Virginia, United States	71	0.08%
126.	Riyadh, Saudi Arabia	70	0.08%
127.	Ithaca, New York, United States	69	0.08%
128.	Karachi, Pakistan	69	0.08%
129.	Istanbul, Turkey	69	0.08%
130.	Honolulu, Hawaii, United States	68	0.08%
131.	Birmingham, Alabama, United States	67	0.08%
132.	Rancho Cordova, California, United States	67	0.08%
133.	Adis Abeba, Ethiopia	67	0.08%
134.	San Juan, Puerto Rico	66	0.07%
135.	Cookeville, Tennessee, United States	66	0.07%
136.	Anaheim, California, United States	66	0.07%
137.	Alexandria, Virginia, United States	66	0.07%
138.	Southfield, Michigan, United States	65	0.07%
139.	Huntsville, Alabama, United States	64	0.07%
140.	Berkeley, California, United States	64	0.07%
141.	Charlottesville, Virginia, United States	64	0.07%

	<b>City</b>	<b>Visits</b>	<b>% Visits</b>
142.	New Haven, Connecticut, United States	63	0.07%
143.	Albuquerque, New Mexico, United States	60	0.07%
144.	Baton Rouge, Louisiana, United States	60	0.07%
145.	Meriden, Connecticut, United States	59	0.07%
146.	Sacramento, California, United States	58	0.07%
147.	Athens, Greece	58	0.07%
148.	Stockholm, Sweden	58	0.07%
149.	Warsaw, Poland	58	0.07%
150.	College Park, Maryland, United States	57	0.06%
151.	Buffalo, New York, United States	57	0.06%
152.	Santa Clara, California, United States	57	0.06%
153.	Bucharest, Romania	56	0.06%
154.	New Brunswick, New Jersey, United States	56	0.06%
155.	Pretoria, South Africa	55	0.06%
156.	Granville, Ohio, United States	55	0.06%
157.	Jeddah, Saudi Arabia	55	0.06%
158.	Mc Lean, Virginia, United States	55	0.06%
159.	Moscow, Idaho, United States	54	0.06%
160.	Macau, Macau	54	0.06%
161.	College Station, Texas, United States	54	0.06%
162.	Sao Paulo, Brazil	52	0.06%
163.	Tempe, Arizona, United States	52	0.06%
164.	Nashville, Tennessee, United States	51	0.06%
165.	Arcata, California, United States	50	0.06%
166.	Little Rock, Arkansas, United States	50	0.06%
167.	Rome, Italy	50	0.06%
168.	Hanoi, Viet Nam	50	0.06%
169.	Anchorage, Alaska, United States	50	0.06%
170.	Orono, Maine, United States	49	0.05%
171.	Athens, Georgia, United States	48	0.05%
172.	Dublin, Ireland	48	0.05%
173.	El Paso, Texas, United States	48	0.05%
174.	Saint Paul, Minnesota, United States	48	0.05%
175.	Coudersport, Pennsylvania, United States	48	0.05%
176.	Durham, New Hampshire, United States	48	0.05%
177.	San Dimas, California, United States	46	0.05%
178.	Auburn, Alabama, United States	46	0.05%
179.	Stillwater, Oklahoma, United States	46	0.05%
180.	Lexington, Kentucky, United States	46	0.05%
181.	Columbia, Missouri, United States	45	0.05%
182.	Middletown, New Jersey, United States	44	0.05%

	<b>City</b>	<b>Visits</b>	<b>% Visits</b>
183.	Cape Town, South Africa	44	0.05%
184.	Blacksburg, Virginia, United States	44	0.05%
185.	Iowa City, Iowa, United States	43	0.05%
186.	Copenhagen, Denmark	43	0.05%
187.	Omaha, Nebraska, United States	43	0.05%
188.	Binghamton, New York, United States	42	0.05%
189.	Burlington, Canada	42	0.05%
190.	West Lafayette, Indiana, United States	42	0.05%
191.	Lagos, Nigeria	42	0.05%
192.	Elmhurst, Illinois, United States	41	0.05%
193.	Bethesda, Maryland, United States	41	0.05%
194.	Burlington, Vermont, United States	41	0.05%
195.	Barcelona, Spain	41	0.05%
196.	Lincoln, Nebraska, United States	41	0.05%
197.	Manhattan, Kansas, United States	40	0.04%
198.	Stanford, California, United States	40	0.04%
199.	Edmonton, Canada	40	0.04%
200.	Missoula, Montana, United States	40	0.04%
	<b>Other</b>	<b>11,843</b>	<b>13.29%</b>
	<b>Total</b>	<b>89,134</b>	<b>100.00%</b>

items 1-200 of 200

**Cities - Help Card**

 **Column Definitions**

**City**

If the WebTrends GeoTrends Database is turned on for this profile, the location is determined by looking up the visitor's IP address in this database.

**Visits**

Number of visits from this city. A visit is a series of actions that begins when a visitor views their first page from the server, and ends when the visitor leaves the site or remains idle beyond the idle-time limit. The default idle-time limit is thirty minutes. This time limit can be changed by the system administrator.

**%**

Percentage of total visits from this city.

---



### **Report Descriptions**

This information can help you meet the needs of your target audience as well as discover new audiences. Consider how you can make the content comprehensive and relevant to an international audience.

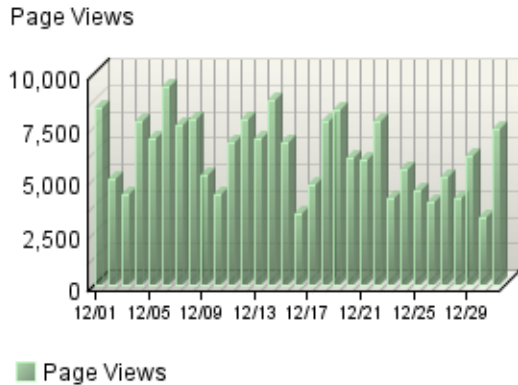
**Note:** Use this information carefully because it is based on Internet registration, and may not always be an accurate identifier of the visitor's actual location.



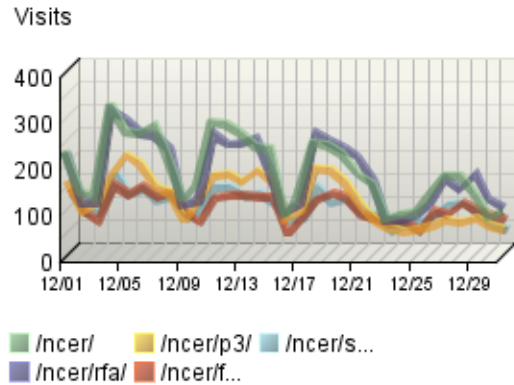
# Pages Dashboard

This displays key graphs and tables that provide an overview of the Pages chapter. When viewing through the on-demand interface, you can click on the title of a graph or table to navigate to the corresponding page.

**Page Views Trend**



**Pages Trend**



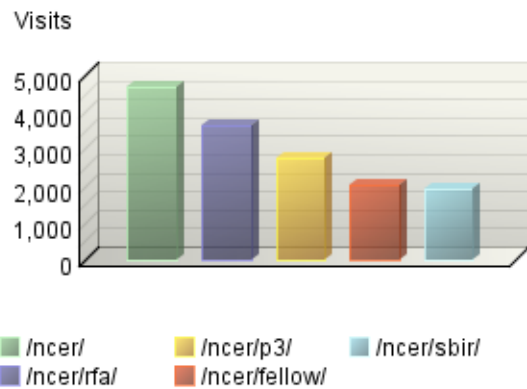
**Content Groups**

No data is available for this graph.

**Page View Summary**

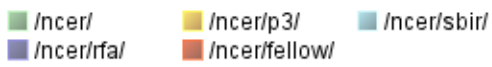
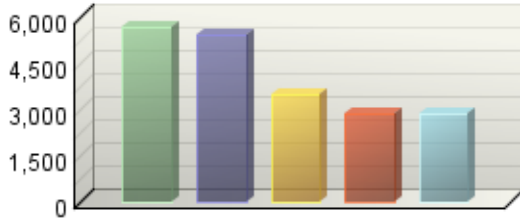
Page Views	190,772
Average per Day	6,153
Average Page Views per Visit	2.11

**Entry Pages**



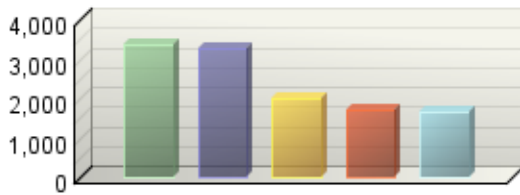
### Pages

Visits



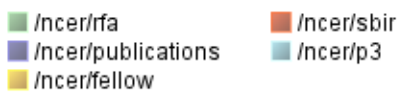
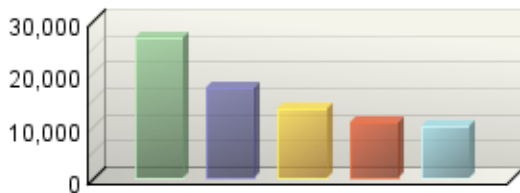
### Exit Pages

Visits



### Directories

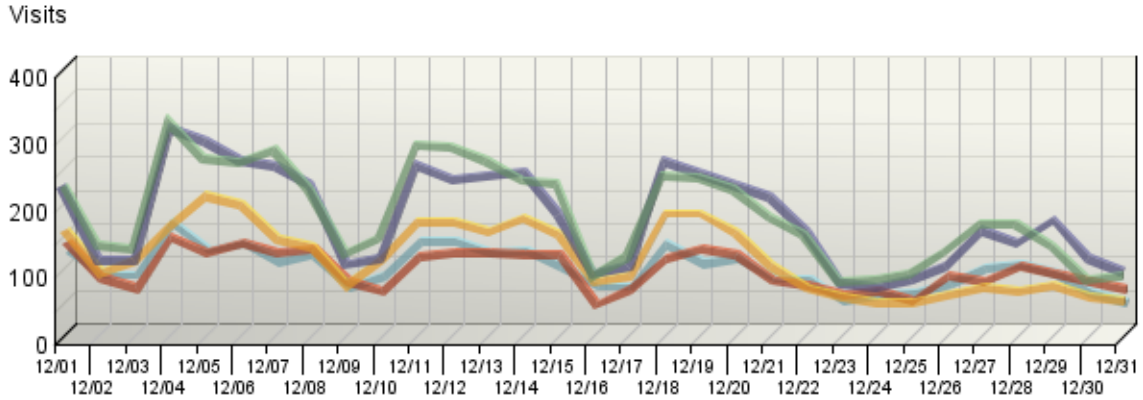
Visits



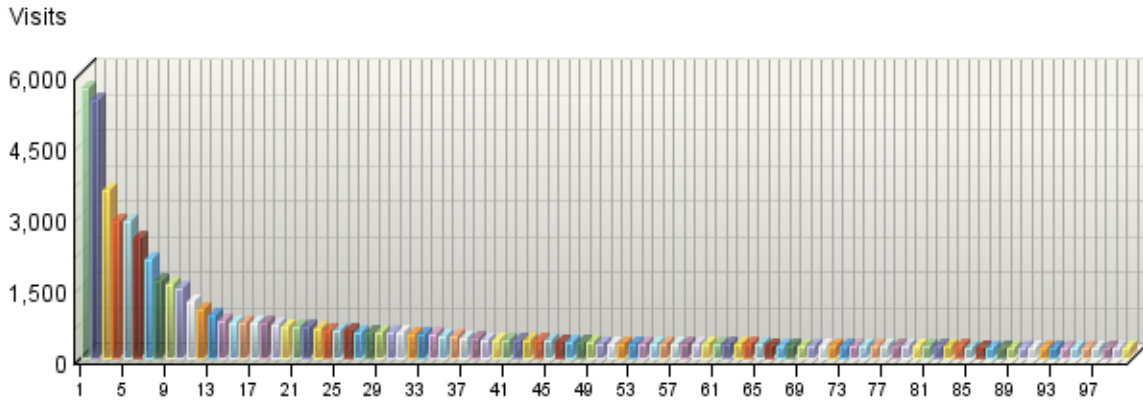
# Pages

This identifies the most popular web pages on your site and shows you the number of visits for each, and displays the average length of time the page was viewed.

**Pages Trend**



**Pages**



**Pages**

	Pages	Visits	Views	Average Time Viewed
■ 1.	National Center for Environmental Research (NCER)  ORD US EPA <a href="http://es.epa.gov/ncer/">http://es.epa.gov/ncer/</a>	5,662	9,893	00:01:33

	Pages	Visits	Views	Average Time Viewed
2.	<b>Funding Opportunities   NCER   US EPA</b> <a href="http://es.epa.gov/ncer/rfa/">http://es.epa.gov/ncer/rfa/</a>	5,441	6,642	00:02:38
3.	<b>P3   NCER   ORD   US EPA</b> <a href="http://es.epa.gov/ncer/p3/">http://es.epa.gov/ncer/p3/</a>	3,517	4,645	00:01:26
4.	<b>STAR Fellowships   NCER   US EPA</b> <a href="http://es.epa.gov/ncer/fellow/">http://es.epa.gov/ncer/fellow/</a>	2,870	3,520	00:01:26
5.	<b>EPA: ORD: NCER: Small Business Innovation Research</b> <a href="http://es.epa.gov/ncer/sbir/">http://es.epa.gov/ncer/sbir/</a>	2,860	4,665	00:01:44
6.	<b>EPA: ORD: NCER: Funding Opportunities</b> <a href="http://es.epa.gov/ncer/rfa/2007/2007_p3_4thannual.html">http://es.epa.gov/ncer/rfa/2007/2007_p3_4thannual.html</a>	2,501	2,813	00:04:02
7.	<b>EPA: ORD: NCER: STAR Grants and Cooperative Agreements</b> <a href="http://es.epa.gov/ncer/grants/">http://es.epa.gov/ncer/grants/</a>	2,067	2,335	00:01:53
8.	<b>STAR Grant Forms and Instructions   NCER   EPA</b> <a href="http://es.epa.gov/ncer/rfa/forms/">http://es.epa.gov/ncer/rfa/forms/</a>	1,640	2,454	00:02:59
9.	<b>EPA: Nanotechnology</b> <a href="http://es.epa.gov/ncer/nano/">http://es.epa.gov/ncer/nano/</a>	1,522	2,207	00:01:30
10.	<b>EPA: ORD: NCER: Funding Opportunities: Fall 2007 EPA Science to Achieve Results (STAR) Fellowships for Graduate Environmental Study</b> <a href="http://es.epa.gov/ncer/rfa/2007/2007_star_fellow.html">http://es.epa.gov/ncer/rfa/2007/2007_star_fellow.html</a>	1,450	1,514	00:02:34
11.	<b>An Interdisciplinary Approach To Examining The Links Between Social Stressors, Biodiversity And Human Health   Funding Opportunities   NCER   US EPA</b> <a href="http://es.epa.gov/ncer/rfa/2007/2007_biodiversity_health.html">http://es.epa.gov/ncer/rfa/2007/2007_biodiversity_health.html</a>	1,179	1,258	00:04:30
12.	<b>EPA: ORD: NCER: Events: Calendar</b> <a href="http://es.epa.gov/ncer/events/">http://es.epa.gov/ncer/events/</a>	1,019	1,696	00:01:42
13.	<b>About P3   P3   NCER   ORD   US EPA</b> <a href="http://es.epa.gov/ncer/p3/fact_sheet.html">http://es.epa.gov/ncer/p3/fact_sheet.html</a>	876	959	00:02:31
14.	<b>Uncertainty Analyses of Models in Integrated Environmental Assessments   Funding Opportunities   NCER   US EPA</b> <a href="http://es.epa.gov/ncer/rfa/2006/2006_star_uncertainty.html">http://es.epa.gov/ncer/rfa/2006/2006_star_uncertainty.html</a>	760	818	00:03:11
15.	<b>Sources and Atmospheric Formation of Organic Particulate Matter   Funding Opportunities   NCER   US EPA</b> <a href="http://es.epa.gov/ncer/rfa/2007/2007_star_organic_pm.html">http://es.epa.gov/ncer/rfa/2007/2007_star_organic_pm.html</a>	747	783	00:03:27
16.	<b>2006/2007 P3 Teams   P3   NCER   ORD   US EPA</b> <a href="http://es.epa.gov/ncer/p3/current/">http://es.epa.gov/ncer/p3/current/</a>	730	815	00:03:09

	Pages	Visits	Views	Average Time Viewed
17.	<b>EPA: ORD: NCER: Guidance &amp; FAQs</b> <a href="http://es.epa.gov/ncer/guidance/">http://es.epa.gov/ncer/guidance/</a>	718	940	00:01:54
18.	<b>Issues in Tribal Environmental Research and Health Promotion: Novel Approaches for Assessing and Managing Cumulative Risks and Impacts of Global Climate Change   Funding Opportunities   NCER   US EPA</b> <a href="http://es.epa.gov/ncer/rfa/2006/2006_star_tribal.html">http://es.epa.gov/ncer/rfa/2006/2006_star_tribal.html</a>	716	770	00:03:38
19.	<b>How to Apply   Phase I # Project Development   P3   NCER   ORD   US EPA</b> <a href="http://es.epa.gov/ncer/p3/apply/">http://es.epa.gov/ncer/p3/apply/</a>	705	793	00:00:44
20.	<b>EPA: ORD: NCER: Funding Opportunities: Development of Environmental Health Outcome Indicators</b> <a href="http://es.epa.gov/ncer/rfa/2006/2006_star_ephi.html">http://es.epa.gov/ncer/rfa/2006/2006_star_ephi.html</a>	668	708	00:03:01
21.	<b>EPA: ORD: NCER: Other Programs: EPSCoR</b> <a href="http://es.epa.gov/ncer/other/">http://es.epa.gov/ncer/other/</a>	651	769	00:01:38
22.	<b>EPA: National Center For Environmental Research</b> <a href="http://es.epa.gov/ncer/science/">http://es.epa.gov/ncer/science/</a>	641	763	00:01:34
23.	<b>EPA: ORD: NCER: Funding Opportunities: Fall 2007 EPA Greater Research Opportunities (GRO) Fellowships for Graduate Environmental Study</b> <a href="http://es.epa.gov/ncer/rfa/2007/2007_star_gro_grad.html">http://es.epa.gov/ncer/rfa/2007/2007_star_gro_grad.html</a>	597	613	00:02:16
24.	<b>Forms   P3   NCER   ORD   US EPA</b> <a href="http://es.epa.gov/ncer/P3/forms/">http://es.epa.gov/ncer/P3/forms/</a>	564	844	00:02:07
25.	<b>EPA: ORD: NCER: Collaborative Science and Technology Network for Sustainability (CNS)</b> <a href="http://es.epa.gov/ncer/cns/">http://es.epa.gov/ncer/cns/</a>	560	824	00:01:10
26.	<b>EPA: ORD: NCER: About NCER</b> <a href="http://es.epa.gov/ncer/about/">http://es.epa.gov/ncer/about/</a>	553	695	00:01:51
27.	<b>Research Program   Biodiversity &amp; Human Health   NCER   US EPA</b> <a href="http://es.epa.gov/ncer/biodiversity/">http://es.epa.gov/ncer/biodiversity/</a>	535	851	00:00:57
28.	<b>EPA: ORD: NCER: Funding Opportunities: Fall 2007 EPA Greater Research Opportunities (GRO) Fellowships for Undergraduate Environmental Study</b> <a href="http://es.epa.gov/ncer/rfa/2007/2007_star_gro_undergrad.html">http://es.epa.gov/ncer/rfa/2007/2007_star_gro_undergrad.html</a>	533	567	00:01:48
29.	<b>EPA: ORD: NCER: Publications &amp; Proceedings</b> <a href="http://es.epa.gov/ncer/publications/">http://es.epa.gov/ncer/publications/</a>	528	629	00:02:04

	Pages	Visits	Views	Average Time Viewed
30.	<b>EPA: NCER: Research Centers</b> <a href="http://es.epa.gov/ncer/centers/">http://es.epa.gov/ncer/centers/</a>	526	610	00:04:45
31.	<b>EPA: ORD: NCER: Research Results</b> <a href="http://es.epa.gov/ncer/results/">http://es.epa.gov/ncer/results/</a>	525	639	00:01:56
32.	<b>STAA   NCER   ORD   US EPA</b> <a href="http://es.epa.gov/ncer/staa/">http://es.epa.gov/ncer/staa/</a>	506	660	00:01:28
33.	<b>EPA: ORD: NCER: Funding Opportunities</b> <a href="http://es.epa.gov/ncer/rfa/2006/2006_sbir_phase1.html">http://es.epa.gov/ncer/rfa/2006/2006_sbir_phase1.html</a>	498	538	00:03:48
34.	<b>EPA: Nanotechnology: Basic Information</b> <a href="http://es.epa.gov/ncer/nano/questions/">http://es.epa.gov/ncer/nano/questions/</a>	486	515	00:03:34
35.	<b>EPA: Nanotechnology</b> <a href="http://es.epa.gov/ncer/nano/factsheet/">http://es.epa.gov/ncer/nano/factsheet/</a>	460	530	00:02:41
36.	<b>EPA: ORD: NCER: Events: News</b> <a href="http://es.epa.gov/ncer/events/news/2006/09_29_06_p3.html">http://es.epa.gov/ncer/events/news/2006/09_29_06_p3.html</a>	439	452	00:00:51
37.	<b>Sources, Composition, and Health Effects of Coarse Particulate Matter   Funding Opportunities   NCER   US EPA</b> <a href="http://es.epa.gov/ncer/rfa/2006/2006_star_coarse_pm.html">http://es.epa.gov/ncer/rfa/2006/2006_star_coarse_pm.html</a>	411	422	00:02:52
38.	<b>Environmental Protection Agency</b> <a href="http://es.epa.gov/ncer/rfa/archive/grants/">http://es.epa.gov/ncer/rfa/archive/grants/</a>	391	485	00:00:52
39.	<b>Past P3 Projects   P3   NCER   ORD   US EPA</b> <a href="http://es.epa.gov/ncer/p3/past/">http://es.epa.gov/ncer/p3/past/</a>	374	429	00:00:26
40.	<b>EPA: Nanotechnology: Science &amp; Technology</b> <a href="http://es.epa.gov/ncer/nano/publications/">http://es.epa.gov/ncer/nano/publications/</a>	365	589	00:01:11
41.	<b>EPA: ORD: NCER: Guidance &amp; FAQs: Frequently Asked Questions</b> <a href="http://es.epa.gov/ncer/guidance/faqs.html">http://es.epa.gov/ncer/guidance/faqs.html</a>	357	396	00:01:10
42.	<b>EPA: ORD: NCER: Funding Opportunities</b> <a href="http://es.epa.gov/ncer/rfa/2006/2006_grad_fellow.html">http://es.epa.gov/ncer/rfa/2006/2006_grad_fellow.html</a>	350	358	00:02:48
43.	<b>National Sustainable Design Expo   P3   NCER   ORD   US EPA</b> <a href="http://es.epa.gov/ncer/p3/expo/">http://es.epa.gov/ncer/p3/expo/</a>	348	388	00:01:32
44.	<b>EPA: Nanotechnology: Research Projects</b> <a href="http://es.epa.gov/ncer/nano/research/">http://es.epa.gov/ncer/nano/research/</a>	345	402	00:01:49
45.	<b>EPA: ORD: NCER: Funding Opportunities</b> <a href="http://es.epa.gov/ncer/rfa/2006/2006_star_fellow.html">http://es.epa.gov/ncer/rfa/2006/2006_star_fellow.html</a>	345	383	00:02:01
46.	<b>Environmental Protection Agency</b> <a href="http://es.epa.gov/ncer/science/pm/">http://es.epa.gov/ncer/science/pm/</a>	335	422	00:01:32
47.	<b>EPA: ORD: NCER: Research Opportunities: Archive</b> <a href="http://es.epa.gov/ncer/rfa/archive/">http://es.epa.gov/ncer/rfa/archive/</a>	321	429	00:01:16

	Pages	Visits	Views	Average Time Viewed
48.	<b>EPA: ORD: NCER: Grants: Recipients List</b> <a href="http://es.epa.gov/ncer/grants/recipients_index.html">http://es.epa.gov/ncer/grants/recipients_index.html</a>	316	339	00:03:32
49.	<b>EPA: ORD: NCER: Research on Drinking Water</b> <a href="http://es.epa.gov/ncer/publications/topical/drinking.html">http://es.epa.gov/ncer/publications/topical/drinking.html</a>	311	325	00:02:35
50.	<b>Environmental Protection Agency</b> <a href="http://es.epa.gov/ncer/science/economics/">http://es.epa.gov/ncer/science/economics/</a>	302	358	00:02:15
51.	<b>Environmental Protection Agency: National Center For Environmental Research: STAR/GRO Graduate Fellowship FAQs</b> <a href="http://es.epa.gov/ncer/guidance/faqs/faq_gro_grad.html">http://es.epa.gov/ncer/guidance/faqs/faq_gro_grad.html</a>	302	307	00:02:29
52.	<b>EPA: ORD: NCER: Mercury Research</b> <a href="http://es.epa.gov/ncer/publications/topical/mercury.html">http://es.epa.gov/ncer/publications/topical/mercury.html</a>	297	308	00:02:17
53.	<b>2006 P3 Award Winners  Past P3 Projects   P3   NCER   ORD   US EPA</b> <a href="http://es.epa.gov/ncer/p3/project_websites/2006/2006awardwinners.html">http://es.epa.gov/ncer/p3/project_websites/2006/2006awardwinners.html</a>	289	295	00:02:42
54.	<b>EPA: Nanotechnology</b> <a href="http://es.epa.gov/ncer/nano/newsroom/">http://es.epa.gov/ncer/nano/newsroom/</a>	289	299	00:01:36
55.	<b>EPA: ORD: NCER: Small Business Innovation Research</b> <a href="http://es.epa.gov/ncer/rfa/archive/sbir/">http://es.epa.gov/ncer/rfa/archive/sbir/</a>	287	314	00:01:03
56.	<b>EPA: Nanotechnology</b> <a href="http://es.epa.gov/ncer/nano/lectures/">http://es.epa.gov/ncer/nano/lectures/</a>	285	337	00:03:05
57.	<b>Current STAA Competition   STAA   NCER   ORD   US EPA</b> <a href="http://es.epa.gov/ncer/staa/annual/2007/current_comp.html">http://es.epa.gov/ncer/staa/annual/2007/current_comp.html</a>	285	357	00:01:30
58.	<b>EPA: ORD: NCER: Events: Archive</b> <a href="http://es.epa.gov/ncer/events/news/">http://es.epa.gov/ncer/events/news/</a>	281	366	00:01:32
59.	<b>2005 Project Descriptions and Photos   P3   NCER   ORD   US EPA</b> <a href="http://es.epa.gov/ncer/p3/project_websites/2005/2005_phase_1_project_websites.html">http://es.epa.gov/ncer/p3/project_websites/2005/2005_phase_1_project_websites.html</a>	278	294	00:01:44
60.	<b>EPA: ORD: NCER: Funding Opportunities</b> <a href="http://es.epa.gov/ncer/rfa/2005/2005_sbir_phase1.html">http://es.epa.gov/ncer/rfa/2005/2005_sbir_phase1.html</a>	277	285	00:02:22
61.	<b>Environmental Protection Agency</b> <a href="http://es.epa.gov/ncer/fellow/recipients/star_fellow06.html">http://es.epa.gov/ncer/fellow/recipients/star_fellow06.html</a>	272	283	00:02:27
62.	<b>P3 Award Winners and Successes   P3   NCER   ORD   US EPA</b> <a href="http://es.epa.gov/ncer/p3/success/">http://es.epa.gov/ncer/p3/success/</a>	272	283	00:00:51

	Pages	Visits	Views	Average Time Viewed
63.	<b>EPA: ORD: NCER: Funding Opportunities</b> <a href="http://es.epa.gov/ncer/rfa/2005/2005_star_nano.html">http://es.epa.gov/ncer/rfa/2005/2005_star_nano.html</a>	268	293	00:02:09
64.	<b>Environmental Protection Agency</b> <a href="http://es.epa.gov/ncer/rfa/current/2003_nano.html">http://es.epa.gov/ncer/rfa/current/2003_nano.html</a>	267	292	00:02:58
65.	<b>EPA: ORD: NCER: Research on Mining Impacts</b> <a href="http://es.epa.gov/ncer/publications/topical/mining.html">http://es.epa.gov/ncer/publications/topical/mining.html</a>	265	278	00:02:48
66.	<b>EPA: ORD: NCER: Funding Opportunities</b> <a href="http://es.epa.gov/ncer/rfa/2004/2004_climate_change.html">http://es.epa.gov/ncer/rfa/2004/2004_climate_change.html</a>	261	272	00:05:16
67.	<b>Photo Gallery   P3   NCER   ORD   US EPA</b> <a href="http://es.epa.gov/ncer/p3/photo.html">http://es.epa.gov/ncer/p3/photo.html</a>	259	279	00:00:48
68.	<b>Information for Current Grantees   P3   NCER   ORD   US EPA</b> <a href="http://es.epa.gov/ncer/p3/teams/">http://es.epa.gov/ncer/p3/teams/</a>	255	271	00:01:23
69.	<b>Application Overview   Phase I - P3 Grant Competition/Proof of Concept   P3   NCER   ORD   US EPA</b> <a href="http://es.epa.gov/ncer/p3/appoverview.html">http://es.epa.gov/ncer/p3/appoverview.html</a>	252	271	00:01:15
70.	<b>EPA: ORD: NCER: EPA SBIR Program Success Stories</b> <a href="http://es.epa.gov/ncer/sbir/success/">http://es.epa.gov/ncer/sbir/success/</a>	251	336	00:02:10
71.	<b>EPA: ORD: NCER: Funding Opportunities</b> <a href="http://es.epa.gov/ncer/rfa/2004/2005_star_grad_fellow.html">http://es.epa.gov/ncer/rfa/2004/2005_star_grad_fellow.html</a>	250	251	00:01:40
72.	<b>EPA: ORD: NCER: Events: News</b> <a href="http://es.epa.gov/ncer/events/news/2003/01_15_03a.html">http://es.epa.gov/ncer/events/news/2003/01_15_03a.html</a>	249	289	00:02:56
73.	<b>EPA: ORD: NCER: Funding Opportunities</b> <a href="http://es.epa.gov/ncer/rfa/current/2004_arsenic.html">http://es.epa.gov/ncer/rfa/current/2004_arsenic.html</a>	248	254	00:02:07
74.	<b>EPA: ORD: NCER: Funding Opportunities</b> <a href="http://es.epa.gov/ncer/rfa/2006/2006_star_gc_aq.html">http://es.epa.gov/ncer/rfa/2006/2006_star_gc_aq.html</a>	245	261	00:06:07
75.	<b>EPA: ORD: NCER: Funding Opportunities</b> <a href="http://es.epa.gov/ncer/rfa/2006/2006_p3.html">http://es.epa.gov/ncer/rfa/2006/2006_p3.html</a>	244	266	00:02:05
76.	<b>EPA: ORD: NCER: STAR Reports</b> <a href="http://es.epa.gov/ncer/publications/starreport/">http://es.epa.gov/ncer/publications/starreport/</a>	243	489	00:00:43
77.	<b>P3 and Other Awards Ceremony   P3   NCER   ORD   US EPA</b> <a href="http://es.epa.gov/ncer/p3/ceremony/">http://es.epa.gov/ncer/p3/ceremony/</a>	240	259	00:00:56
78.	<b>Environmental Protection Agency</b> <a href="http://es.epa.gov/ncer/guidance/star_faq.html">http://es.epa.gov/ncer/guidance/star_faq.html</a>	238	240	00:02:16
79.	<b>EPA: ORD: NCER: SBIR</b> <a href="http://es.epa.gov/ncer/rfa/current/sbir_phase1.html">http://es.epa.gov/ncer/rfa/current/sbir_phase1.html</a>	237	243	00:04:31



	Pages	Visits	Views	Average Time Viewed
80.	<b>EPA: ORD: NCER: Funding Opportunities</b> <a href="http://es.epa.gov/ncer/rfa/2005/2005_star_biotech.html">http://es.epa.gov/ncer/rfa/2005/2005_star_biotech.html</a>	231	262	00:03:30
81.	<b>EPA: Nanotechnology</b> <a href="http://es.epa.gov/ncer/nano/solicitation/">http://es.epa.gov/ncer/nano/solicitation/</a>	229	436	00:01:02
82.	<b>EPA: ORD: NCER: Urban Sprawl Research</b> <a href="http://es.epa.gov/ncer/publications/topical/urban.html">http://es.epa.gov/ncer/publications/topical/urban.html</a>	228	239	00:03:31
83.	<b>EPA: ORD: NCER: Funding Opportunities</b> <a href="http://es.epa.gov/ncer/rfa/2004/2004_sbir_phase1.html">http://es.epa.gov/ncer/rfa/2004/2004_sbir_phase1.html</a>	226	234	00:05:34
84.	<b>Environmental Protection Agency</b> <a href="http://es.epa.gov/ncer/fellow/recipients/star_fellow05.html">http://es.epa.gov/ncer/fellow/recipients/star_fellow05.html</a>	225	263	00:01:23
85.	<b>EPA: ORD: NCER: Research Opportunities: STAR Fellowship Archives</b> <a href="http://es.epa.gov/ncer/rfa/archive/fellow/">http://es.epa.gov/ncer/rfa/archive/fellow/</a>	221	254	00:01:21
86.	<b>EPA: ORD: NCER: Funding Opportunities</b> <a href="http://es.epa.gov/ncer/rfa/2006/2006_star_cns.html">http://es.epa.gov/ncer/rfa/2006/2006_star_cns.html</a>	218	241	00:02:08
87.	<b>EPA: ORD: NCER: Funding Opportunities</b> <a href="http://es.epa.gov/ncer/rfa/2004/2004_collab_science.html">http://es.epa.gov/ncer/rfa/2004/2004_collab_science.html</a>	218	239	00:01:57
88.	<b>EPA: NCER: P3: People, Prosperity and the Planet Student Design Competition for Sustainability: A National Student Design Competition for Sustainability focusing on People, Prosperity, and the Planet</b> <a href="http://es.epa.gov/ncer/p3/designs_sustain_rfp_2005.html">http://es.epa.gov/ncer/p3/designs_sustain_rfp_2005.html</a>	214	225	00:02:09
89.	<b>EPA: ORD: NCER: Research Opportunities: Current RFA</b> <a href="http://es.epa.gov/ncer/rfa/current/2003_mai_under.html">http://es.epa.gov/ncer/rfa/current/2003_mai_under.html</a>	214	217	00:02:30
90.	<b>EPA: ORD: NCER: Research Opportunities</b> <a href="http://es.epa.gov/ncer/rfa/current/2004_grad_fellow.html">http://es.epa.gov/ncer/rfa/current/2004_grad_fellow.html</a>	210	214	00:03:33
91.	<b>EPA: ORD: NCER: Funding Opportunities</b> <a href="http://es.epa.gov/ncer/rfa/2006/2006_gro_solicitation.html">http://es.epa.gov/ncer/rfa/2006/2006_gro_solicitation.html</a>	205	223	00:02:57
92.	<b>EPA: ORD: NCER: Funding Opportunities</b> <a href="http://es.epa.gov/ncer/rfa/2006/2006_gro_fellow.html">http://es.epa.gov/ncer/rfa/2006/2006_gro_fellow.html</a>	205	209	00:03:06
93.	<b>EPA: ORD: NCER: Funding Opportunities</b> <a href="http://es.epa.gov/ncer/rfa/2004/2005_gro_grad_fellow.html">http://es.epa.gov/ncer/rfa/2004/2005_gro_grad_fellow.html</a>	204	208	00:02:39

	Pages	Visits	Views	Average Time Viewed
94.	<b>EPA: ORD: NCER: STAR Research Capsules</b> <a href="http://es.epa.gov/ncer/publications/topical/">http://es.epa.gov/ncer/publications/topical/</a>	201	256	00:01:41
95.	<b>EPA: ORD: NCER: Funding Opportunities</b> <a href="http://es.epa.gov/ncer/rfa/2004/2004_sbir_phase1_poll-prev.html">http://es.epa.gov/ncer/rfa/2004/2004_sbir_phase1_poll-prev.html</a>	201	206	00:04:26
96.	<b>EPA: ORD: NCER: Funding Opportunities</b> <a href="http://es.epa.gov/ncer/rfa/2004/2004_air_poll_em.html">http://es.epa.gov/ncer/rfa/2004/2004_air_poll_em.html</a>	200	205	00:01:12
97.	<b>EPA: ORD: NCER: Centers</b> <a href="http://es.epa.gov/ncer/centers/eagles/">http://es.epa.gov/ncer/centers/eagles/</a>	200	241	00:05:08
98.	<b>2006 Newsroom   P3   NCER   ORD   US EPA</b> <a href="http://es.epa.gov/ncer/p3/news.html">http://es.epa.gov/ncer/p3/news.html</a>	199	233	00:01:36
99.	<b>EPA: ORD: NCER: NOx Research</b> <a href="http://es.epa.gov/ncer/publications/topical/nox.html">http://es.epa.gov/ncer/publications/topical/nox.html</a>	197	214	00:03:52
100.	<b>EPA: ORD: NCER: Funding Opportunities</b> <a href="http://es.epa.gov/ncer/rfa/2004/2005_grad_fellow.html">http://es.epa.gov/ncer/rfa/2004/2005_grad_fellow.html</a>	194	197	00:01:49
101.	<b>EPA: ORD: NCER: Funding Opportunities</b> <a href="http://es.epa.gov/ncer/rfa/2004/2004_manufactured_nano.html">http://es.epa.gov/ncer/rfa/2004/2004_manufactured_nano.html</a>	193	200	00:02:59
102.	<b>EPA: ORD: NCER: Events: Archive</b> <a href="http://es.epa.gov/ncer/events/news/2006/">http://es.epa.gov/ncer/events/news/2006/</a>	192	197	00:02:00
103.	<b>EPA: Nanotechnology</b> <a href="http://es.epa.gov/ncer/nano/relevant_meetings/">http://es.epa.gov/ncer/nano/relevant_meetings/</a>	192	396	00:00:45
104.	<b>Market Mechanisms and Incentives: Case Studies and Experimental Testbeds for New Environmental Trading Programs   Funding Opportunities   NCER   US EPA</b> <a href="http://es.epa.gov/ncer/rfa/2006/2006_star_mmi.html">http://es.epa.gov/ncer/rfa/2006/2006_star_mmi.html</a>	189	192	00:02:17
105.	<b>EPA: ORD: NCER: About NCER: Quick Guide</b> <a href="http://es.epa.gov/ncer/about/quickguide.html">http://es.epa.gov/ncer/about/quickguide.html</a>	188	197	00:01:25
106.	<b>EPA: ORD: NCER: Funding Opportunities</b> <a href="http://es.epa.gov/ncer/rfa/2006/2006_star_cafos.html">http://es.epa.gov/ncer/rfa/2006/2006_star_cafos.html</a>	187	193	00:02:44
107.	<b>EPA: ORD: NCER: Remediation Research</b> <a href="http://es.epa.gov/ncer/publications/topical/remediation.html">http://es.epa.gov/ncer/publications/topical/remediation.html</a>	186	190	00:03:22
108.	<b>EPA: NCER: Science Topics: Drinking Water</b> <a href="http://es.epa.gov/ncer/science/drinkingwater/">http://es.epa.gov/ncer/science/drinkingwater/</a>	183	210	00:01:49
109.	<b>Environmental Protection Agency</b> <a href="http://es.epa.gov/ncer/publications/nano/">http://es.epa.gov/ncer/publications/nano/</a>	182	194	00:01:21

	Pages	Visits	Views	Average Time Viewed
■ 110.	<b>EPA: ORD: NCER: Progress-Review Workshop Proceedings</b> <a href="http://es.epa.gov/ncer/publications/workshop/">http://es.epa.gov/ncer/publications/workshop/</a>	181	456	00:01:03
■ 111.	<b>Become An Exhibitor   Information For   P3   NCER   ORD   US EPA</b> <a href="http://es.epa.gov/ncer/P3/become_exhibitor.html">http://es.epa.gov/ncer/P3/become_exhibitor.html</a>	181	198	00:01:33
■ 112.	<b>EPA: ORD: NCER: Funding Opportunities</b> <a href="http://es.epa.gov/ncer/rfa/2004/2004_pm_research.html">http://es.epa.gov/ncer/rfa/2004/2004_pm_research.html</a>	176	248	00:01:22
■ 113.	<b>Environmental Protection Agency</b> <a href="http://es.epa.gov/ncer/fellow/recipients/star_fellow04.html">http://es.epa.gov/ncer/fellow/recipients/star_fellow04.html</a>	176	181	00:01:43
■ 114.	<b>EPA: ORD: NCER: Funding Opportunities</b> <a href="http://es.epa.gov/ncer/rfa/2004/2004_sbircase1_haz-waste.html">http://es.epa.gov/ncer/rfa/2004/2004_sbircase1_haz-waste.html</a>	173	177	00:04:37
■ 115.	<b>EPA: ORD: NCER: Research Opportunities: Current RFA</b> <a href="http://es.epa.gov/ncer/rfa/current/2003_technology_epa_nsf.html">http://es.epa.gov/ncer/rfa/current/2003_technology_epa_nsf.html</a>	172	172	00:06:44
■ 116.	<b>EPA: NCER: Science Topics: Global Change: Background</b> <a href="http://es.epa.gov/ncer/science/globalclimate/">http://es.epa.gov/ncer/science/globalclimate/</a>	171	195	00:02:06
■ 117.	<b>Scientific and Technological Achievement Awards 2007 Nomination Procedures And Guidelines   STAA   NCER   ORD   US EPA</b> <a href="http://es.epa.gov/ncer/staa/annual/2007/2007_nomination_procedures.html">http://es.epa.gov/ncer/staa/annual/2007/2007_nomination_procedures.html</a>	169	192	00:05:25
■ 118.	<b>EPA: ORD: NCER: Environmental Research Grant Announcements</b> <a href="http://es.epa.gov/ncer/rfa/archive/grants/06/">http://es.epa.gov/ncer/rfa/archive/grants/06/</a>	168	171	00:01:40
■ 119.	<b>EPA: ORD: NCER: Guidance &amp; FAQs</b> <a href="http://es.epa.gov/ncer/guidance/qa.html">http://es.epa.gov/ncer/guidance/qa.html</a>	168	170	00:03:04
■ 120.	<b>EPA: ORD: NCER: Dioxin Research</b> <a href="http://es.epa.gov/ncer/publications/topical/dioxin.html">http://es.epa.gov/ncer/publications/topical/dioxin.html</a>	167	178	00:02:46
■ 121.	<b>EPA: ORD: NCER: Events: News</b> <a href="http://es.epa.gov/ncer/events/news/2005/03_08_05_feature.html">http://es.epa.gov/ncer/events/news/2005/03_08_05_feature.html</a>	167	170	00:01:58
■ 122.	<b>EPA: ORD: NCER: Guidance &amp; FAQs: Acknowledgement of EPA Support</b> <a href="http://es.epa.gov/ncer/guidance/star_images.html">http://es.epa.gov/ncer/guidance/star_images.html</a>	165	200	00:02:02
■ 123.	<b>National Sustainable Design Expo Co-Sponsors   Information For   P3   NCER   ORD   US EPA</b> <a href="http://es.epa.gov/ncer/p3/info/cosponsors.html">http://es.epa.gov/ncer/p3/info/cosponsors.html</a>	165	174	00:01:00

	Pages	Visits	Views	Average Time Viewed
124.	<b>EPA: ORD: NCER: Funding Opportunities</b> <a href="http://es.epa.gov/ncer/rfa/2005/2005_nonlinear_responses.html">http://es.epa.gov/ncer/rfa/2005/2005_nonlinear_responses.html</a>	164	171	00:01:59
125.	<b>Environmental Protection Agency</b> <a href="http://es.epa.gov/ncer/fellow/recipients/star_fellow03.html">http://es.epa.gov/ncer/fellow/recipients/star_fellow03.html</a>	164	171	00:01:02
126.	<b>EPA: ORD: NCER: Algal Bloom Research</b> <a href="http://es.epa.gov/ncer/publications/topical/algal.html">http://es.epa.gov/ncer/publications/topical/algal.html</a>	163	165	00:06:12
127.	<b>EPA: ORD: NCER: Research on Pesticide Bio- and Phytoremediation</b> <a href="http://es.epa.gov/ncer/publications/topical/biopest.html">http://es.epa.gov/ncer/publications/topical/biopest.html</a>	163	165	00:03:12
128.	<b>Peer Review  Phase I # Project Development   P3   NCER   ORD   US EPA</b> <a href="http://es.epa.gov/ncer/p3/peerreview.html">http://es.epa.gov/ncer/p3/peerreview.html</a>	163	170	00:01:14
129.	<b>EPA: Nanotechnology: Research Projects: Toxicology</b> <a href="http://es.epa.gov/ncer/nano/research/nano_tox.html">http://es.epa.gov/ncer/nano/research/nano_tox.html</a>	163	373	00:04:11
130.	<b>Past P3 Projects by Topic   Past P3 Projects   P3   NCER   ORD   US EPA</b> <a href="http://es.epa.gov/ncer/p3/abtable1.html">http://es.epa.gov/ncer/p3/abtable1.html</a>	162	171	00:02:37
131.	<b>Phase I # Project Development   P3   NCER   ORD   US EPA</b> <a href="http://es.epa.gov/ncer/P3/phase1proof.html">http://es.epa.gov/ncer/P3/phase1proof.html</a>	162	165	00:00:44
132.	<b>EPA: ORD: NCER: Funding Opportunities</b> <a href="http://es.epa.gov/ncer/rfa/2005/2005_decision_support_sys.html">http://es.epa.gov/ncer/rfa/2005/2005_decision_support_sys.html</a>	160	161	00:01:40
133.	<b>Table of Contents</b> <a href="http://es.epa.gov/ncer/sbir/program/">http://es.epa.gov/ncer/sbir/program/</a>	160	204	00:02:00
134.	<b>EPA: Nanotechnology</b> <a href="http://es.epa.gov/ncer/nano/links/">http://es.epa.gov/ncer/nano/links/</a>	160	165	00:02:00
135.	<b>Current Partners   Information for Partners   P3   NCER   ORD   US EPA</b> <a href="http://es.epa.gov/ncer/p3/partners/">http://es.epa.gov/ncer/p3/partners/</a>	159	203	00:03:04
136.	<b>Background/About TSE   Technology for a Sustainable Environment   Science Topics   NCER   EPA</b> <a href="http://es.epa.gov/ncer/science/tse/">http://es.epa.gov/ncer/science/tse/</a>	159	191	00:02:34
137.	<b>EPA: ORD: NCER: Funding Opportunities</b> <a href="http://es.epa.gov/ncer/rfa/2004/2004_aqua_sys.html">http://es.epa.gov/ncer/rfa/2004/2004_aqua_sys.html</a>	158	164	00:03:30
138.	<b>EPA: ORD: NCER: Funding Opportunities</b> <a href="http://es.epa.gov/ncer/rfa/2004/2004_biomarkers.html">http://es.epa.gov/ncer/rfa/2004/2004_biomarkers.html</a>	158	258	00:06:22

	Pages	Visits	Views	Average Time Viewed
139.	<b>EPA: ORD: NCER: Research Opportunities: Current RFA</b> <a href="http://es.epa.gov/ncer/rfa/current/2003_mai_grad.html">http://es.epa.gov/ncer/rfa/current/2003_mai_grad.html</a>	158	159	00:02:21
140.	<b>EPA: NCER: P3: People, Prosperity and the Planet Student Design Competition for Sustainability: A National Student Design Competition for Sustainability focusing on People, Prosperity, and the Planet</b> <a href="http://es.epa.gov/ncer/p3/designs_sustain_rfp.html">http://es.epa.gov/ncer/p3/designs_sustain_rfp.html</a>	157	164	00:03:38
141.	<b>2004 P3 Projects   Past P3 Projects   P3   NCER   ORD   US EPA</b> <a href="http://es.epa.gov/ncer/p3/project_websites/2004_project_websites.html">http://es.epa.gov/ncer/p3/project_websites/2004_project_websites.html</a>	156	161	00:02:24
142.	<b>EPA: ORD: NCER: Funding Opportunities</b> <a href="http://es.epa.gov/ncer/rfa/2004/2004early_indicators.html">http://es.epa.gov/ncer/rfa/2004/2004early_indicators.html</a>	155	159	00:03:23
143.	<b>EPA: ORD: NCER: Funding Opportunities</b> <a href="http://es.epa.gov/ncer/rfa/2006/2006_star_methodological.html">http://es.epa.gov/ncer/rfa/2006/2006_star_methodological.html</a>	155	160	00:02:58
144.	<b>EPA: ORD: NCER: Funding Opportunities</b> <a href="http://es.epa.gov/ncer/rfa/2004/2004_source_pm.html">http://es.epa.gov/ncer/rfa/2004/2004_source_pm.html</a>	153	160	00:02:19
145.	<b>EPA: NCER: Research Opportunities - Post-Doctoral Research Positions</b> <a href="http://es.epa.gov/ncer/rfa/postdoc.html">http://es.epa.gov/ncer/rfa/postdoc.html</a>	153	159	00:01:10
146.	<b>Information for Partners   Info For   P3   NCER   ORD   US EPA</b> <a href="http://es.epa.gov/ncer/p3/info/partners.html">http://es.epa.gov/ncer/p3/info/partners.html</a>	152	161	00:00:34
147.	<b>EPA: ORD: NCER: Small Business Innovation Research</b> <a href="http://es.epa.gov/ncer/rfa/archive/sbir/phase1.html">http://es.epa.gov/ncer/rfa/archive/sbir/phase1.html</a>	152	167	00:01:35
148.	<b>EPA: ORD: NCER: Funding Opportunities</b> <a href="http://es.epa.gov/ncer/rfa/2004/2004_nano.html">http://es.epa.gov/ncer/rfa/2004/2004_nano.html</a>	150	156	00:02:51
149.	<b>EPA: ORD: NCER: Funding Opportunities</b> <a href="http://es.epa.gov/ncer/rfa/current/2004_gro_undergrad_fellow.html">http://es.epa.gov/ncer/rfa/current/2004_gro_undergrad_fellow.html</a>	150	151	00:02:32
150.	<b>EPA: ORD: NCER: Funding Opportunities</b> <a href="http://es.epa.gov/ncer/rfa/2004/2004_corporate.html">http://es.epa.gov/ncer/rfa/2004/2004_corporate.html</a>	149	153	00:02:10
151.	<b>EPA: ORD: NCER: Funding Opportunities</b> <a href="http://es.epa.gov/ncer/rfa/current/2004_gro_grad_fellow.html">http://es.epa.gov/ncer/rfa/current/2004_gro_grad_fellow.html</a>	149	152	00:01:57
152.	<b>EPA: ORD: NCER: Events: News</b> <a href="http://es.epa.gov/ncer/events/news/2005/04_13_05_feature.html">http://es.epa.gov/ncer/events/news/2005/04_13_05_feature.html</a>	148	155	00:01:54

	Pages	Visits	Views	Average Time Viewed
153.	<b>EPA: ORD: NCER: Funding Opportunities</b> <a href="http://es.epa.gov/ncer/rfa/2004/2004_fire_climate.html">http://es.epa.gov/ncer/rfa/2004/2004_fire_climate.html</a>	147	148	00:01:46
154.	<b>EPA: ORD: NCER: STAR Fellowships: Posters</b> <a href="http://es.epa.gov/ncer/fellow/posters/2004_star_grad_fellow_conf_posters.html">http://es.epa.gov/ncer/fellow/posters/2004_star_grad_fellow_conf_posters.html</a>	147	149	00:03:24
155.	<b>EPA: ORD: NCER: Funding Opportunities</b> <a href="http://es.epa.gov/ncer/rfa/2006/2006_oth_coop_training.html">http://es.epa.gov/ncer/rfa/2006/2006_oth_coop_training.html</a>	146	151	00:02:27
156.	<b>EPA: ORD: NCER: Funding Opportunities</b> <a href="http://es.epa.gov/ncer/rfa/2004/2004_ecohab.html">http://es.epa.gov/ncer/rfa/2004/2004_ecohab.html</a>	145	149	00:01:42
157.	<b>Interdisciplinary Forum and Workshop   Biodiversity &amp; Human Health   NCER   US EPA</b> <a href="http://es.epa.gov/ncer/biodiversity/workshop.html">http://es.epa.gov/ncer/biodiversity/workshop.html</a>	145	160	00:01:42
158.	<b>EPA: ORD: NCER: Funding Opportunities</b> <a href="http://es.epa.gov/ncer/rfa/2005/2005_ecohab.html">http://es.epa.gov/ncer/rfa/2005/2005_ecohab.html</a>	144	147	00:01:21
159.	<b>Environmental Protection Agency</b> <a href="http://es.epa.gov/ncer/rfa/current/2003_enviro_stat.html">http://es.epa.gov/ncer/rfa/current/2003_enviro_stat.html</a>	144	145	00:01:21
160.	<b>EPA: ORD: NCER: Pathogens in Water</b> <a href="http://es.epa.gov/ncer/publications/topical/pathogens.html">http://es.epa.gov/ncer/publications/topical/pathogens.html</a>	143	147	00:01:53
161.	<b>EPA: ORD: NCER: Research on Water Treatment for Pesticide Removal and the Impacts of Agriculture on Water Quality</b> <a href="http://es.epa.gov/ncer/publications/topical/pesticide.html">http://es.epa.gov/ncer/publications/topical/pesticide.html</a>	142	149	00:04:12
162.	<b>EPA: ORD: NCER: Ecological Assessment and Indicators Research</b> <a href="http://es.epa.gov/ncer/publications/topical/ecoass.html">http://es.epa.gov/ncer/publications/topical/ecoass.html</a>	142	144	00:02:39
163.	<b>Drinking Water Treatment</b> <a href="http://es.epa.gov/ncer/sbir/sbir97/drinking.html">http://es.epa.gov/ncer/sbir/sbir97/drinking.html</a>	142	143	00:10:58
164.	<b>Environmental Protection Agency</b> <a href="http://es.epa.gov/ncer/rfa/current/2003_comptox.html">http://es.epa.gov/ncer/rfa/current/2003_comptox.html</a>	142	143	00:01:32
165.	<b>EPA: ORD: NCER: Events: News</b> <a href="http://es.epa.gov/ncer/events/news/2005/10_25_05b_feature.html">http://es.epa.gov/ncer/events/news/2005/10_25_05b_feature.html</a>	141	152	00:05:45
166.	<b>EPA: ORD: NCER: Funding Opportunities</b> <a href="http://es.epa.gov/ncer/rfa/2005/2005_tropospheric_air_pollution.html">http://es.epa.gov/ncer/rfa/2005/2005_tropospheric_air_pollution.html</a>	140	154	00:01:47

	Pages	Visits	Views	Average Time Viewed
167.	<b>EPA: ORD: NCER: Fellowships: 2000 STAR Graduate Fellowships</b> <a href="http://es.epa.gov/ncer/fellow/recipient/fellow00.html">http://es.epa.gov/ncer/fellow/recipient/fellow00.html</a>	139	141	00:01:51
168.	<b>EPA: ORD: NCER: Funding Opportunities</b> <a href="http://es.epa.gov/ncer/rfa/2005/2005_ebd_rfa.html">http://es.epa.gov/ncer/rfa/2005/2005_ebd_rfa.html</a>	139	144	00:02:15
169.	<b>Media   Info For   P3   NCER   ORD   US EPA</b> <a href="http://es.epa.gov/ncer/p3/info/media.html">http://es.epa.gov/ncer/p3/info/media.html</a>	138	147	00:00:42
170.	<b>EPA: ORD: NCER: Funding Opportunities</b> <a href="http://es.epa.gov/ncer/rfa/2004/2004_glakes_foodweb.html">http://es.epa.gov/ncer/rfa/2004/2004_glakes_foodweb.html</a>	138	145	00:03:21
171.	<b>EPA: ORD: NCER: Fellowships</b> <a href="http://es.epa.gov/ncer/fellow/abstracts/">http://es.epa.gov/ncer/fellow/abstracts/</a>	138	153	00:01:27
172.	<b>EPA: ORD: NCER: Research Opportunities: Exploratory Research to Anticipate Future Environmental Issues</b> <a href="http://es.epa.gov/ncer/rfa/archive/grants/01/futures.html">http://es.epa.gov/ncer/rfa/archive/grants/01/futures.html</a>	135	143	00:02:20
173.	<b>Phase II - P3 Award Winners   P3   NCER   ORD   US EPA</b> <a href="http://es.epa.gov/ncer/p3/award_winners.html">http://es.epa.gov/ncer/p3/award_winners.html</a>	134	137	00:03:33
174.	<b>EPA: ORD: NCER: 2007 GRO Guidance &amp; FAQs: Frequently Asked Questions</b> <a href="http://es.epa.gov/ncer/guidance/faqs/faq_gro_undergrad.html">http://es.epa.gov/ncer/guidance/faqs/faq_gro_undergrad.html</a>	133	135	00:01:54
175.	<b>Additional Awards   P3 Award Competition   P3   NCER   ORD   US EPA</b> <a href="http://es.epa.gov/ncer/p3/addawards.html">http://es.epa.gov/ncer/p3/addawards.html</a>	132	138	00:01:56
176.	<b>EPA: ORD: NCER: Funding Opportunities</b> <a href="http://es.epa.gov/ncer/rfa/2004/2004_gro_bioaccum.html">http://es.epa.gov/ncer/rfa/2004/2004_gro_bioaccum.html</a>	132	136	00:02:46
177.	<b>EPA: ORD: NCER: Funding Opportunities</b> <a href="http://es.epa.gov/ncer/rfa/2004/2004_valuation.html">http://es.epa.gov/ncer/rfa/2004/2004_valuation.html</a>	131	134	00:02:39
178.	<b>EPA: ORD: NCER: Funding Opportunities</b> <a href="http://es.epa.gov/ncer/rfa/2005/2005_hsa_impacts_research.html">http://es.epa.gov/ncer/rfa/2005/2005_hsa_impacts_research.html</a>	131	132	00:01:00
179.	<b>EPA: ORD: NCER: Environmental Research Grant Announcements</b> <a href="http://es.epa.gov/ncer/rfa/current/2003_microbial.html">http://es.epa.gov/ncer/rfa/current/2003_microbial.html</a>	131	134	00:02:39
180.	<b>EPA: ORD: NCER: Funding Opportunities</b> <a href="http://es.epa.gov/ncer/rfa/2004/2004_sbir_phase1_pac-swest.html">http://es.epa.gov/ncer/rfa/2004/2004_sbir_phase1_pac-swest.html</a>	129	131	00:02:31
181.	<b>Information For   P3   NCER   ORD   US EPA</b> <a href="http://es.epa.gov/ncer/p3/info/">http://es.epa.gov/ncer/p3/info/</a>	128	132	00:01:28

	Pages	Visits	Views	Average Time Viewed
182.	<b>EPA: ORD: NCER: Research on PCBs</b> <a href="http://es.epa.gov/ncer/publications/topical/pcb.html">http://es.epa.gov/ncer/publications/topical/pcb.html</a>	127	130	00:02:17
183.	<b>EPA: ORD: NCER: Research on Contaminated Sediments</b> <a href="http://es.epa.gov/ncer/publications/topical/sediments.html">http://es.epa.gov/ncer/publications/topical/sediments.html</a>	126	129	00:02:01
184.	<b>EPA: ORD: NCER: Funding Opportunities</b> <a href="http://es.epa.gov/ncer/rfa/2004/2004_low_dose.html">http://es.epa.gov/ncer/rfa/2004/2004_low_dose.html</a>	126	131	00:03:13
185.	<b>EPA: ORD: NCER: Fellowships: 2001 MAI Graduate Fellowships</b> <a href="http://es.epa.gov/ncer/fellow/recipient/mai_fellow02.html">http://es.epa.gov/ncer/fellow/recipient/mai_fellow02.html</a>	125	128	00:01:16
186.	<b>Environmental Protection Agency</b> <a href="http://es.epa.gov/ncer/rfa/current/2003ecohab.html">http://es.epa.gov/ncer/rfa/current/2003ecohab.html</a>	124	135	00:04:08
187.	<b>Research Solicitation   Biodiversity &amp; Human Health   NCER   US EPA</b> <a href="http://es.epa.gov/ncer/biodiversity/solicitation.html">http://es.epa.gov/ncer/biodiversity/solicitation.html</a>	124	127	00:01:13
188.	<b>Grant Recipients   P3   NCER   ORD   US EPA</b> <a href="http://es.epa.gov/ncer/p3/grantrecip.html">http://es.epa.gov/ncer/p3/grantrecip.html</a>	124	136	00:01:00
189.	<b>EPA: ORD: NCER: Small Business Innovation Research</b> <a href="http://es.epa.gov/ncer/sbir/sbir_phase1_2002.html">http://es.epa.gov/ncer/sbir/sbir_phase1_2002.html</a>	124	129	00:05:35
190.	<b>EPA: NCER: P3</b> <a href="http://es.epa.gov/ncer/P3recipients/2005/">http://es.epa.gov/ncer/P3recipients/2005/</a>	123	286	00:02:02
191.	<b>EPA: ORD: NCER: SBIR: Lists of Awards</b> <a href="http://es.epa.gov/ncer/sbir/awards/">http://es.epa.gov/ncer/sbir/awards/</a>	123	155	00:00:54
192.	<b>EPA: ORD: NCER: Other Programs: Archive</b> <a href="http://es.epa.gov/ncer/other/archive/">http://es.epa.gov/ncer/other/archive/</a>	123	134	00:01:39
193.	<b>Sustainability Challenge Areas   P3   NCER   ORD   US EPA</b> <a href="http://es.epa.gov/ncer/p3/challengearea.html">http://es.epa.gov/ncer/p3/challengearea.html</a>	123	123	00:02:48
194.	<b>Solicitation Opens   Phase I - Project Development   P3   NCER   ORD   US EPA</b> <a href="http://es.epa.gov/ncer/p3/solopen.html">http://es.epa.gov/ncer/p3/solopen.html</a>	123	123	00:01:05
195.	<b>EPA: ORD: NCER: Publications: SBIR</b> <a href="http://es.epa.gov/ncer/publications/sbir/">http://es.epa.gov/ncer/publications/sbir/</a>	123	147	00:01:50
196.	<b>EPA: ORD: NCER: Research Opportunities: Current RFA</b> <a href="http://es.epa.gov/ncer/rfa/current/2003_child_health.html">http://es.epa.gov/ncer/rfa/current/2003_child_health.html</a>	123	127	00:03:21



	Pages	Visits	Views	Average Time Viewed
197.	<b>2005 Level III Scientific And Technological Achievement Awards (STAA)  STAA   Environmental Protection Agency</b> <a href="http://es.epa.gov/ncer/staa/annual/2006/level3.html">http://es.epa.gov/ncer/staa/annual/2006/level3.html</a>	122	122	00:02:46
198.	<b>EPA: ORD: NCER: Funding Opportunities</b> <a href="http://es.epa.gov/ncer/rfa/2004/2004_risk_assessment.html">http://es.epa.gov/ncer/rfa/2004/2004_risk_assessment.html</a>	122	123	00:02:13
199.	<b>EPA: ORD: NCER: Fellowships: 1999 STAR Graduate Fellowships</b> <a href="http://es.epa.gov/ncer/fellow/recipients/fellow99.html">http://es.epa.gov/ncer/fellow/recipients/fellow99.html</a>	122	126	00:01:04
200.	<b>Environmental Protection Agency</b> <a href="http://es.epa.gov/ncer/fellow/recipients/gro_fellow06.html">http://es.epa.gov/ncer/fellow/recipients/gro_fellow06.html</a>	121	125	00:00:54
	<b>Other</b>	-	<b>93,968</b>	-
	<b>Total</b>	-	<b>190,772</b>	-

items 1-200 of 200

#### Pages

	Pages	Average Time to Serve (ms)
1.	<b>National Center for Environmental Research (NCER)  ORD US EPA</b> <a href="http://es.epa.gov/ncer/">http://es.epa.gov/ncer/</a>	0
2.	<b>Funding Opportunities   NCER   US EPA</b> <a href="http://es.epa.gov/ncer/rfa/">http://es.epa.gov/ncer/rfa/</a>	0
3.	<b>P3   NCER   ORD   US EPA</b> <a href="http://es.epa.gov/ncer/p3/">http://es.epa.gov/ncer/p3/</a>	0
4.	<b>STAR Fellowships   NCER   US EPA</b> <a href="http://es.epa.gov/ncer/fellow/">http://es.epa.gov/ncer/fellow/</a>	0
5.	<b>EPA: ORD: NCER: Small Business Innovation Research</b> <a href="http://es.epa.gov/ncer/sbir/">http://es.epa.gov/ncer/sbir/</a>	0
6.	<b>EPA: ORD: NCER: Funding Opportunities</b> <a href="http://es.epa.gov/ncer/rfa/2007/2007_p3_4thannual.html">http://es.epa.gov/ncer/rfa/2007/2007_p3_4thannual.html</a>	0
7.	<b>EPA: ORD: NCER: STAR Grants and Cooperative Agreements</b> <a href="http://es.epa.gov/ncer/grants/">http://es.epa.gov/ncer/grants/</a>	0
8.	<b>STAR Grant Forms and Instructions   NCER   EPA</b> <a href="http://es.epa.gov/ncer/rfa/forms/">http://es.epa.gov/ncer/rfa/forms/</a>	0
9.	<b>EPA: Nanotechnology</b> <a href="http://es.epa.gov/ncer/nano/">http://es.epa.gov/ncer/nano/</a>	0

	Pages	Average Time to Serve (ms)
10.	<b>EPA: ORD: NCER: Funding Opportunities: Fall 2007 EPA Science to Achieve Results (STAR) Fellowships for Graduate Environmental Study</b> <a href="http://es.epa.gov/ncer/rfa/2007/2007_star_fellow.html">http://es.epa.gov/ncer/rfa/2007/2007_star_fellow.html</a>	0
11.	<b>An Interdisciplinary Approach To Examining The Links Between Social Stressors, Biodiversity And Human Health   Funding Opportunities   NCER   US EPA</b> <a href="http://es.epa.gov/ncer/rfa/2007/2007_biodiversity_health.html">http://es.epa.gov/ncer/rfa/2007/2007_biodiversity_health.html</a>	0
12.	<b>EPA: ORD: NCER: Events: Calendar</b> <a href="http://es.epa.gov/ncer/events/">http://es.epa.gov/ncer/events/</a>	0
13.	<b>About P3   P3   NCER   ORD   US EPA</b> <a href="http://es.epa.gov/ncer/p3/fact_sheet.html">http://es.epa.gov/ncer/p3/fact_sheet.html</a>	0
14.	<b>Uncertainty Analyses of Models in Integrated Environmental Assessments   Funding Opportunities   NCER   US EPA</b> <a href="http://es.epa.gov/ncer/rfa/2006/2006_star_uncertainty.html">http://es.epa.gov/ncer/rfa/2006/2006_star_uncertainty.html</a>	0
15.	<b>Sources and Atmospheric Formation of Organic Particulate Matter   Funding Opportunities   NCER   US EPA</b> <a href="http://es.epa.gov/ncer/rfa/2007/2007_star_organic_pm.html">http://es.epa.gov/ncer/rfa/2007/2007_star_organic_pm.html</a>	0
16.	<b>2006/2007 P3 Teams   P3   NCER   ORD   US EPA</b> <a href="http://es.epa.gov/ncer/p3/current/">http://es.epa.gov/ncer/p3/current/</a>	0
17.	<b>EPA: ORD: NCER: Guidance &amp; FAQs</b> <a href="http://es.epa.gov/ncer/guidance/">http://es.epa.gov/ncer/guidance/</a>	0
18.	<b>Issues in Tribal Environmental Research and Health Promotion: Novel Approaches for Assessing and Managing Cumulative Risks and Impacts of Global Climate Change   Funding Opportunities   NCER   US EPA</b> <a href="http://es.epa.gov/ncer/rfa/2006/2006_star_tribal.html">http://es.epa.gov/ncer/rfa/2006/2006_star_tribal.html</a>	0
19.	<b>How to Apply   Phase I # Project Development   P3   NCER   ORD   US EPA</b> <a href="http://es.epa.gov/ncer/p3/apply/">http://es.epa.gov/ncer/p3/apply/</a>	0
20.	<b>EPA: ORD: NCER: Funding Opportunities: Development of Environmental Health Outcome Indicators</b> <a href="http://es.epa.gov/ncer/rfa/2006/2006_star_ephi.html">http://es.epa.gov/ncer/rfa/2006/2006_star_ephi.html</a>	0
21.	<b>EPA: ORD: NCER: Other Programs: EPSCoR</b> <a href="http://es.epa.gov/ncer/other/">http://es.epa.gov/ncer/other/</a>	0

	Pages	Average Time to Serve (ms)
22.	<b>EPA: National Center For Environmental Research</b> <a href="http://es.epa.gov/ncer/science/">http://es.epa.gov/ncer/science/</a>	0
23.	<b>EPA: ORD: NCER: Funding Opportunities: Fall 2007 EPA Greater Research Opportunities (GRO) Fellowships for Graduate Environmental Study</b> <a href="http://es.epa.gov/ncer/rfa/2007/2007_star_grad.html">http://es.epa.gov/ncer/rfa/2007/2007_star_grad.html</a>	0
24.	<b>Forms   P3   NCER   ORD   US EPA</b> <a href="http://es.epa.gov/ncer/P3/forms/">http://es.epa.gov/ncer/P3/forms/</a>	0
25.	<b>EPA: ORD: NCER: Collaborative Science and Technology Network for Sustainability (CNS)</b> <a href="http://es.epa.gov/ncer/cns/">http://es.epa.gov/ncer/cns/</a>	0
26.	<b>EPA: ORD: NCER: About NCER</b> <a href="http://es.epa.gov/ncer/about/">http://es.epa.gov/ncer/about/</a>	0
27.	<b>Research Program   Biodiversity &amp; Human Health   NCER   US EPA</b> <a href="http://es.epa.gov/ncer/biodiversity/">http://es.epa.gov/ncer/biodiversity/</a>	0
28.	<b>EPA: ORD: NCER: Funding Opportunities: Fall 2007 EPA Greater Research Opportunities (GRO) Fellowships for Undergraduate Environmental Study</b> <a href="http://es.epa.gov/ncer/rfa/2007/2007_star_grad_undergrad.html">http://es.epa.gov/ncer/rfa/2007/2007_star_grad_undergrad.html</a>	0
29.	<b>EPA: ORD: NCER: Publications &amp; Proceedings</b> <a href="http://es.epa.gov/ncer/publications/">http://es.epa.gov/ncer/publications/</a>	0
30.	<b>EPA: NCER: Research Centers</b> <a href="http://es.epa.gov/ncer/centers/">http://es.epa.gov/ncer/centers/</a>	0
31.	<b>EPA: ORD: NCER: Research Results</b> <a href="http://es.epa.gov/ncer/results/">http://es.epa.gov/ncer/results/</a>	0
32.	<b>STAA   NCER   ORD   US EPA</b> <a href="http://es.epa.gov/ncer/staa/">http://es.epa.gov/ncer/staa/</a>	0
33.	<b>EPA: ORD: NCER: Funding Opportunities</b> <a href="http://es.epa.gov/ncer/rfa/2006/2006_sbir_phase1.html">http://es.epa.gov/ncer/rfa/2006/2006_sbir_phase1.html</a>	0
34.	<b>EPA: Nanotechnology: Basic Information</b> <a href="http://es.epa.gov/ncer/nano/questions/">http://es.epa.gov/ncer/nano/questions/</a>	0
35.	<b>EPA: Nanotechnology</b> <a href="http://es.epa.gov/ncer/nano/factsheet/">http://es.epa.gov/ncer/nano/factsheet/</a>	0
36.	<b>EPA: ORD: NCER: Events: News</b> <a href="http://es.epa.gov/ncer/events/news/2006/09_29_06_p3.html">http://es.epa.gov/ncer/events/news/2006/09_29_06_p3.html</a>	0

	Pages	Average Time to Serve (ms)
37.	<b>Sources, Composition, and Health Effects of Coarse Particulate Matter   Funding Opportunities   NCER   US EPA</b> <a href="http://es.epa.gov/ncer/rfa/2006/2006_star_coarse_pm.html">http://es.epa.gov/ncer/rfa/2006/2006_star_coarse_pm.html</a>	0
38.	<b>Environmental Protection Agency</b> <a href="http://es.epa.gov/ncer/rfa/archive/grants/">http://es.epa.gov/ncer/rfa/archive/grants/</a>	0
39.	<b>Past P3 Projects   P3   NCER   ORD   US EPA</b> <a href="http://es.epa.gov/ncer/p3/past/">http://es.epa.gov/ncer/p3/past/</a>	0
40.	<b>EPA: Nanotechnology: Science &amp; Technology</b> <a href="http://es.epa.gov/ncer/nano/publications/">http://es.epa.gov/ncer/nano/publications/</a>	0
41.	<b>EPA: ORD: NCER: Guidance &amp; FAQs: Frequently Asked Questions</b> <a href="http://es.epa.gov/ncer/guidance/faqs.html">http://es.epa.gov/ncer/guidance/faqs.html</a>	0
42.	<b>EPA: ORD: NCER: Funding Opportunities</b> <a href="http://es.epa.gov/ncer/rfa/2006/2006_gro_undegrad_fellow.html">http://es.epa.gov/ncer/rfa/2006/2006_gro_undegrad_fellow.html</a>	0
43.	<b>National Sustainable Design Expo   P3   NCER   ORD   US EPA</b> <a href="http://es.epa.gov/ncer/p3/expo/">http://es.epa.gov/ncer/p3/expo/</a>	0
44.	<b>EPA: Nanotechnology: Research Projects</b> <a href="http://es.epa.gov/ncer/nano/research/">http://es.epa.gov/ncer/nano/research/</a>	0
45.	<b>EPA: ORD: NCER: Funding Opportunities</b> <a href="http://es.epa.gov/ncer/rfa/2006/2006_star_fellow.html">http://es.epa.gov/ncer/rfa/2006/2006_star_fellow.html</a>	0
46.	<b>Environmental Protection Agency</b> <a href="http://es.epa.gov/ncer/science/pm/">http://es.epa.gov/ncer/science/pm/</a>	0
47.	<b>EPA: ORD: NCER: Research Opportunities: Archive</b> <a href="http://es.epa.gov/ncer/rfa/archive/">http://es.epa.gov/ncer/rfa/archive/</a>	0
48.	<b>EPA: ORD: NCER: Grants: Recipients List</b> <a href="http://es.epa.gov/ncer/grants/recipients_index.html">http://es.epa.gov/ncer/grants/recipients_index.html</a>	0
49.	<b>EPA: ORD: NCER: Research on Drinking Water</b> <a href="http://es.epa.gov/ncer/publications/topical/drinking.html">http://es.epa.gov/ncer/publications/topical/drinking.html</a>	0
50.	<b>Environmental Protection Agency</b> <a href="http://es.epa.gov/ncer/science/economics/">http://es.epa.gov/ncer/science/economics/</a>	0
51.	<b>Environmental Protection Agency: National Center For Environmental Research: STAR/GRO Graduate Fellowship FAQs</b> <a href="http://es.epa.gov/ncer/guidance/faqs/faq_gro_grad.html">http://es.epa.gov/ncer/guidance/faqs/faq_gro_grad.html</a>	0

	Pages	Average Time to Serve (ms)
52.	<b>EPA: ORD: NCER: Mercury Research</b> <a href="http://es.epa.gov/ncer/publications/topical/mercury.html">http://es.epa.gov/ncer/publications/topical/mercury.html</a>	0
53.	<b>2006 P3 Award Winners  Past P3 Projects   P3   NCER   ORD   US EPA</b> <a href="http://es.epa.gov/ncer/p3/project_websites/2006/2006awardwinners.html">http://es.epa.gov/ncer/p3/project_websites/2006/2006awardwinners.html</a>	0
54.	<b>EPA: Nanotechnology</b> <a href="http://es.epa.gov/ncer/nano/newsroom/">http://es.epa.gov/ncer/nano/newsroom/</a>	0
55.	<b>EPA: ORD: NCER: Small Business Innovation Research</b> <a href="http://es.epa.gov/ncer/rfa/archive/sbir/">http://es.epa.gov/ncer/rfa/archive/sbir/</a>	0
56.	<b>EPA: Nanotechnology</b> <a href="http://es.epa.gov/ncer/nano/lectures/">http://es.epa.gov/ncer/nano/lectures/</a>	0
57.	<b>Current STAA Competition   STAA   NCER   ORD   US EPA</b> <a href="http://es.epa.gov/ncer/staa/annual/2007/current_comp.html">http://es.epa.gov/ncer/staa/annual/2007/current_comp.html</a>	0
58.	<b>EPA: ORD: NCER: Events: Archive</b> <a href="http://es.epa.gov/ncer/events/news/">http://es.epa.gov/ncer/events/news/</a>	0
59.	<b>2005 Project Descriptions and Photos   P3   NCER   ORD   US EPA</b> <a href="http://es.epa.gov/ncer/p3/project_websites/2005/2005_phase_1_project_websites.html">http://es.epa.gov/ncer/p3/project_websites/2005/2005_phase_1_project_websites.html</a>	0
60.	<b>EPA: ORD: NCER: Funding Opportunities</b> <a href="http://es.epa.gov/ncer/rfa/2005/2005_sbir_phase1.html">http://es.epa.gov/ncer/rfa/2005/2005_sbir_phase1.html</a>	0
61.	<b>Environmental Protection Agency</b> <a href="http://es.epa.gov/ncer/fellow/recipients/star_fellow06.html">http://es.epa.gov/ncer/fellow/recipients/star_fellow06.html</a>	0
62.	<b>P3 Award Winners and Successes   P3   NCER   ORD   US EPA</b> <a href="http://es.epa.gov/ncer/p3/success/">http://es.epa.gov/ncer/p3/success/</a>	0
63.	<b>EPA: ORD: NCER: Funding Opportunities</b> <a href="http://es.epa.gov/ncer/rfa/2005/2005_star_nano.html">http://es.epa.gov/ncer/rfa/2005/2005_star_nano.html</a>	0
64.	<b>Environmental Protection Agency</b> <a href="http://es.epa.gov/ncer/rfa/current/2003_nano.html">http://es.epa.gov/ncer/rfa/current/2003_nano.html</a>	0
65.	<b>EPA: ORD: NCER: Research on Mining Impacts</b> <a href="http://es.epa.gov/ncer/publications/topical/mining.html">http://es.epa.gov/ncer/publications/topical/mining.html</a>	0
66.	<b>EPA: ORD: NCER: Funding Opportunities</b> <a href="http://es.epa.gov/ncer/rfa/2004/2004_climate_change.html">http://es.epa.gov/ncer/rfa/2004/2004_climate_change.html</a>	0
67.	<b>Photo Gallery   P3   NCER   ORD   US EPA</b> <a href="http://es.epa.gov/ncer/p3/photo.html">http://es.epa.gov/ncer/p3/photo.html</a>	0

	Pages	Average Time to Serve (ms)
68.	<b>Information for Current Grantees   P3   NCER   ORD   US EPA</b> <a href="http://es.epa.gov/ncer/p3/teams/">http://es.epa.gov/ncer/p3/teams/</a>	0
69.	<b>Application Overview   Phase I - P3 Grant Competition/Proof of Concept   P3   NCER   ORD   US EPA</b> <a href="http://es.epa.gov/ncer/p3/appoverview.html">http://es.epa.gov/ncer/p3/appoverview.html</a>	0
70.	<b>EPA: ORD: NCER: EPA SBIR Program Success Stories</b> <a href="http://es.epa.gov/ncer/sbir/success/">http://es.epa.gov/ncer/sbir/success/</a>	0
71.	<b>EPA: ORD: NCER: Funding Opportunities</b> <a href="http://es.epa.gov/ncer/rfa/2004/2005_star_grad_fellow.html">http://es.epa.gov/ncer/rfa/2004/2005_star_grad_fellow.html</a>	0
72.	<b>EPA: ORD: NCER: Events: News</b> <a href="http://es.epa.gov/ncer/events/news/2003/01_15_03a.html">http://es.epa.gov/ncer/events/news/2003/01_15_03a.html</a>	0
73.	<b>EPA: ORD: NCER: Funding Opportunities</b> <a href="http://es.epa.gov/ncer/rfa/current/2004_arsenic.html">http://es.epa.gov/ncer/rfa/current/2004_arsenic.html</a>	0
74.	<b>EPA: ORD: NCER: Funding Opportunities</b> <a href="http://es.epa.gov/ncer/rfa/2006/2006_star_gc_aq.html">http://es.epa.gov/ncer/rfa/2006/2006_star_gc_aq.html</a>	0
75.	<b>EPA: ORD: NCER: Funding Opportunities</b> <a href="http://es.epa.gov/ncer/rfa/2006/2006_p3.html">http://es.epa.gov/ncer/rfa/2006/2006_p3.html</a>	0
76.	<b>EPA: ORD: NCER: STAR Reports</b> <a href="http://es.epa.gov/ncer/publications/starreport/">http://es.epa.gov/ncer/publications/starreport/</a>	0
77.	<b>P3 and Other Awards Ceremony   P3   NCER   ORD   US EPA</b> <a href="http://es.epa.gov/ncer/p3/ceremony/">http://es.epa.gov/ncer/p3/ceremony/</a>	0
78.	<b>Environmental Protection Agency</b> <a href="http://es.epa.gov/ncer/guidance/star_faq.html">http://es.epa.gov/ncer/guidance/star_faq.html</a>	0
79.	<b>EPA: ORD: NCER: SBIR</b> <a href="http://es.epa.gov/ncer/rfa/current/sbir_phase1.html">http://es.epa.gov/ncer/rfa/current/sbir_phase1.html</a>	0
80.	<b>EPA: ORD: NCER: Funding Opportunities</b> <a href="http://es.epa.gov/ncer/rfa/2005/2005_star_biototech.html">http://es.epa.gov/ncer/rfa/2005/2005_star_biototech.html</a>	0
81.	<b>EPA: Nanotechnology</b> <a href="http://es.epa.gov/ncer/nano/solicitation/">http://es.epa.gov/ncer/nano/solicitation/</a>	0
82.	<b>EPA: ORD: NCER: Urban Sprawl Research</b> <a href="http://es.epa.gov/ncer/publications/topical/urban.html">http://es.epa.gov/ncer/publications/topical/urban.html</a>	0
83.	<b>EPA: ORD: NCER: Funding Opportunities</b> <a href="http://es.epa.gov/ncer/rfa/2004/2004_sbir_phase1.html">http://es.epa.gov/ncer/rfa/2004/2004_sbir_phase1.html</a>	0
84.	<b>Environmental Protection Agency</b> <a href="http://es.epa.gov/ncer/fellow/recipients/star_fellow05.html">http://es.epa.gov/ncer/fellow/recipients/star_fellow05.html</a>	0

	Pages	Average Time to Serve (ms)
85.	<b>EPA: ORD: NCER: Research Opportunities: STAR Fellowship Archives</b> <a href="http://es.epa.gov/ncer/rfa/archive/fellow/">http://es.epa.gov/ncer/rfa/archive/fellow/</a>	0
86.	<b>EPA: ORD: NCER: Funding Opportunities</b> <a href="http://es.epa.gov/ncer/rfa/2006/2006_star_cns.html">http://es.epa.gov/ncer/rfa/2006/2006_star_cns.html</a>	0
87.	<b>EPA: ORD: NCER: Funding Opportunities</b> <a href="http://es.epa.gov/ncer/rfa/2004/2004_collab_science.html">http://es.epa.gov/ncer/rfa/2004/2004_collab_science.html</a>	0
88.	<b>EPA: NCER: P3: People, Prosperity and the Planet Student Design Competition for Sustainability: A National Student Design Competition for Sustainability focusing on People, Prosperity, and the Planet</b> <a href="http://es.epa.gov/ncer/p3/designs_sustainability_rfp_2005.html">http://es.epa.gov/ncer/p3/designs_sustainability_rfp_2005.html</a>	0
89.	<b>EPA: ORD: NCER: Research Opportunities: Current RFA</b> <a href="http://es.epa.gov/ncer/rfa/current/2003_mai_under.html">http://es.epa.gov/ncer/rfa/current/2003_mai_under.html</a>	0
90.	<b>EPA: ORD: NCER: Research Opportunities</b> <a href="http://es.epa.gov/ncer/rfa/current/2004_grad_fellow.html">http://es.epa.gov/ncer/rfa/current/2004_grad_fellow.html</a>	0
91.	<b>EPA: ORD: NCER: Funding Opportunities</b> <a href="http://es.epa.gov/ncer/rfa/2006/2006_gro_solicitation.html">http://es.epa.gov/ncer/rfa/2006/2006_gro_solicitation.html</a>	0
92.	<b>EPA: ORD: NCER: Funding Opportunities</b> <a href="http://es.epa.gov/ncer/rfa/2006/2006_gro_fellow.html">http://es.epa.gov/ncer/rfa/2006/2006_gro_fellow.html</a>	0
93.	<b>EPA: ORD: NCER: Funding Opportunities</b> <a href="http://es.epa.gov/ncer/rfa/2004/2005_gro_grad_fellow.html">http://es.epa.gov/ncer/rfa/2004/2005_gro_grad_fellow.html</a>	0
94.	<b>EPA: ORD: NCER: STAR Research Capsules</b> <a href="http://es.epa.gov/ncer/publications/topical/">http://es.epa.gov/ncer/publications/topical/</a>	0
95.	<b>EPA: ORD: NCER: Funding Opportunities</b> <a href="http://es.epa.gov/ncer/rfa/2004/2004_sbir_phase1_poll-prev.html">http://es.epa.gov/ncer/rfa/2004/2004_sbir_phase1_poll-prev.html</a>	0
96.	<b>EPA: ORD: NCER: Funding Opportunities</b> <a href="http://es.epa.gov/ncer/rfa/2004/2004_air_poll_em.html">http://es.epa.gov/ncer/rfa/2004/2004_air_poll_em.html</a>	0
97.	<b>EPA: ORD: NCER: Centers</b> <a href="http://es.epa.gov/ncer/centers/eagles/">http://es.epa.gov/ncer/centers/eagles/</a>	0
98.	<b>2006 Newsroom   P3   NCER   ORD   US EPA</b> <a href="http://es.epa.gov/ncer/p3/news.html">http://es.epa.gov/ncer/p3/news.html</a>	0
99.	<b>EPA: ORD: NCER: NOx Research</b> <a href="http://es.epa.gov/ncer/publications/topical/nox.html">http://es.epa.gov/ncer/publications/topical/nox.html</a>	0

	Pages	Average Time to Serve (ms)
100.	<b>EPA: ORD: NCER: Funding Opportunities</b> <a href="http://es.epa.gov/ncer/rfa/2004/2005_gro_undegrad_fellow.html">http://es.epa.gov/ncer/rfa/2004/2005_gro_undegrad_fellow.html</a>	0
101.	<b>EPA: ORD: NCER: Funding Opportunities</b> <a href="http://es.epa.gov/ncer/rfa/2004/2004_manufactured_nano.html">http://es.epa.gov/ncer/rfa/2004/2004_manufactured_nano.html</a>	0
102.	<b>EPA: ORD: NCER: Events: Archive</b> <a href="http://es.epa.gov/ncer/events/news/2006/">http://es.epa.gov/ncer/events/news/2006/</a>	0
103.	<b>EPA: Nanotechnology</b> <a href="http://es.epa.gov/ncer/nano/relevant_meetings/">http://es.epa.gov/ncer/nano/relevant_meetings/</a>	0
104.	<b>Market Mechanisms and Incentives: Case Studies and Experimental Testbeds for New Environmental Trading Programs   Funding Opportunities   NCER   US EPA</b> <a href="http://es.epa.gov/ncer/rfa/2006/2006_star_mmi.html">http://es.epa.gov/ncer/rfa/2006/2006_star_mmi.html</a>	0
105.	<b>EPA: ORD: NCER: About NCER: Quick Guide</b> <a href="http://es.epa.gov/ncer/about/quickguide.html">http://es.epa.gov/ncer/about/quickguide.html</a>	0
106.	<b>EPA: ORD: NCER: Funding Opportunities</b> <a href="http://es.epa.gov/ncer/rfa/2006/2006_star_cafos.html">http://es.epa.gov/ncer/rfa/2006/2006_star_cafos.html</a>	0
107.	<b>EPA: ORD: NCER: Remediation Research</b> <a href="http://es.epa.gov/ncer/publications/topical/remediation.html">http://es.epa.gov/ncer/publications/topical/remediation.html</a>	0
108.	<b>EPA: NCER: Science Topics: Drinking Water</b> <a href="http://es.epa.gov/ncer/science/drinkingwater/">http://es.epa.gov/ncer/science/drinkingwater/</a>	0
109.	<b>Environmental Protection Agency</b> <a href="http://es.epa.gov/ncer/publications/nano/">http://es.epa.gov/ncer/publications/nano/</a>	0
110.	<b>EPA: ORD: NCER: Progress-Review Workshop Proceedings</b> <a href="http://es.epa.gov/ncer/publications/workshop/">http://es.epa.gov/ncer/publications/workshop/</a>	0
111.	<b>Become An Exhibitor   Information For   P3   NCER   ORD   US EPA</b> <a href="http://es.epa.gov/ncer/P3/become_exhibitor.html">http://es.epa.gov/ncer/P3/become_exhibitor.html</a>	0
112.	<b>EPA: ORD: NCER: Funding Opportunities</b> <a href="http://es.epa.gov/ncer/rfa/2004/2004_pm_research.html">http://es.epa.gov/ncer/rfa/2004/2004_pm_research.html</a>	0
113.	<b>Environmental Protection Agency</b> <a href="http://es.epa.gov/ncer/fellow/recipients/star_fellow04.html">http://es.epa.gov/ncer/fellow/recipients/star_fellow04.html</a>	0
114.	<b>EPA: ORD: NCER: Funding Opportunities</b> <a href="http://es.epa.gov/ncer/rfa/2004/2004_sbir_phase1_haz-waste.html">http://es.epa.gov/ncer/rfa/2004/2004_sbir_phase1_haz-waste.html</a>	0



	Pages	Average Time to Serve (ms)
115.	<b>EPA: ORD: NCER: Research Opportunities: Current RFA</b> <a href="http://es.epa.gov/ncer/rfa/current/2003_technology_epa_nsf.html">http://es.epa.gov/ncer/rfa/current/2003_technology_epa_nsf.html</a>	0
116.	<b>EPA: NCER: Science Topics: Global Change: Background</b> <a href="http://es.epa.gov/ncer/science/globalclimate/">http://es.epa.gov/ncer/science/globalclimate/</a>	0
117.	<b>Scientific and Technological Achievement Awards 2007 Nomination Procedures And Guidelines   STAA   NCER   ORD   US EPA</b> <a href="http://es.epa.gov/ncer/staa/annual/2007/2007_nomination_procedures.html">http://es.epa.gov/ncer/staa/annual/2007/2007_nomination_procedures.html</a>	0
118.	<b>EPA: ORD: NCER: Environmental Research Grant Announcements</b> <a href="http://es.epa.gov/ncer/rfa/archive/grants/06/">http://es.epa.gov/ncer/rfa/archive/grants/06/</a>	0
119.	<b>EPA: ORD: NCER: Guidance &amp; FAQs</b> <a href="http://es.epa.gov/ncer/guidance/qa.html">http://es.epa.gov/ncer/guidance/qa.html</a>	0
120.	<b>EPA: ORD: NCER: Dioxin Research</b> <a href="http://es.epa.gov/ncer/publications/topical/dioxin.html">http://es.epa.gov/ncer/publications/topical/dioxin.html</a>	0
121.	<b>EPA: ORD: NCER: Events: News</b> <a href="http://es.epa.gov/ncer/events/news/2005/03_08_05_feature.html">http://es.epa.gov/ncer/events/news/2005/03_08_05_feature.html</a>	0
122.	<b>EPA: ORD: NCER: Guidance &amp; FAQs: Acknowledgement of EPA Support</b> <a href="http://es.epa.gov/ncer/guidance/star_images.html">http://es.epa.gov/ncer/guidance/star_images.html</a>	0
123.	<b>National Sustainable Design Expo Co-Sponsors   Information For   P3   NCER   ORD   US EPA</b> <a href="http://es.epa.gov/ncer/p3/info/cosponsors.html">http://es.epa.gov/ncer/p3/info/cosponsors.html</a>	0
124.	<b>EPA: ORD: NCER: Funding Opportunities</b> <a href="http://es.epa.gov/ncer/rfa/2005/2005_nonlinear_responses.html">http://es.epa.gov/ncer/rfa/2005/2005_nonlinear_responses.html</a>	0
125.	<b>Environmental Protection Agency</b> <a href="http://es.epa.gov/ncer/fellow/recipients/star_fellow03.html">http://es.epa.gov/ncer/fellow/recipients/star_fellow03.html</a>	0
126.	<b>EPA: ORD: NCER: Algal Bloom Research</b> <a href="http://es.epa.gov/ncer/publications/topical/algal.html">http://es.epa.gov/ncer/publications/topical/algal.html</a>	0
127.	<b>EPA: ORD: NCER: Research on Pesticide Bio- and Phytoremediation</b> <a href="http://es.epa.gov/ncer/publications/topical/biopest.html">http://es.epa.gov/ncer/publications/topical/biopest.html</a>	0
128.	<b>Peer Review  Phase I # Project Development   P3   NCER   ORD   US EPA</b> <a href="http://es.epa.gov/ncer/p3/peerreview.html">http://es.epa.gov/ncer/p3/peerreview.html</a>	0

	Pages	Average Time to Serve (ms)
129.	<b>EPA: Nanotechnology: Research Projects: Toxicology</b> <a href="http://es.epa.gov/ncer/nano/research/nano_tox.html">http://es.epa.gov/ncer/nano/research/nano_tox.html</a>	0
130.	<b>Past P3 Projects by Topic   Past P3 Projects   P3   NCER   ORD   US EPA</b> <a href="http://es.epa.gov/ncer/p3/abtable1.html">http://es.epa.gov/ncer/p3/abtable1.html</a>	0
131.	<b>Phase I # Project Development   P3   NCER   ORD   US EPA</b> <a href="http://es.epa.gov/ncer/P3/phaseIproof.html">http://es.epa.gov/ncer/P3/phaseIproof.html</a>	0
132.	<b>EPA: ORD: NCER: Funding Opportunities</b> <a href="http://es.epa.gov/ncer/rfa/2005/2005_decision_support_sys.html">http://es.epa.gov/ncer/rfa/2005/2005_decision_support_sys.html</a>	0
133.	<b>Table of Contents</b> <a href="http://es.epa.gov/ncer/sbir/program/">http://es.epa.gov/ncer/sbir/program/</a>	0
134.	<b>EPA: Nanotechnology</b> <a href="http://es.epa.gov/ncer/nano/links/">http://es.epa.gov/ncer/nano/links/</a>	0
135.	<b>Current Partners   Information for Partners   P3   NCER   ORD   US EPA</b> <a href="http://es.epa.gov/ncer/p3/partners/">http://es.epa.gov/ncer/p3/partners/</a>	0
136.	<b>Background/About TSE   Technology for a Sustainable Environment   Science Topics   NCER   EPA</b> <a href="http://es.epa.gov/ncer/science/tse/">http://es.epa.gov/ncer/science/tse/</a>	0
137.	<b>EPA: ORD: NCER: Funding Opportunities</b> <a href="http://es.epa.gov/ncer/rfa/2004/2004_aqua_sy_s.html">http://es.epa.gov/ncer/rfa/2004/2004_aqua_sy_s.html</a>	0
138.	<b>EPA: ORD: NCER: Funding Opportunities</b> <a href="http://es.epa.gov/ncer/rfa/2004/2004_biomarkers.html">http://es.epa.gov/ncer/rfa/2004/2004_biomarkers.html</a>	0
139.	<b>EPA: ORD: NCER: Research Opportunities: Current RFA</b> <a href="http://es.epa.gov/ncer/rfa/current/2003_mai_grad.html">http://es.epa.gov/ncer/rfa/current/2003_mai_grad.html</a>	0
140.	<b>EPA: NCER: P3: People, Prosperity and the Planet Student Design Competition for Sustainability: A National Student Design Competition for Sustainability focusing on People, Prosperity, and the Planet</b> <a href="http://es.epa.gov/ncer/p3/designs_sustain_rfp.html">http://es.epa.gov/ncer/p3/designs_sustain_rfp.html</a>	0
141.	<b>2004 P3 Projects   Past P3 Projects   P3   NCER   ORD   US EPA</b> <a href="http://es.epa.gov/ncer/p3/project_websites/2004_project_websites.html">http://es.epa.gov/ncer/p3/project_websites/2004_project_websites.html</a>	0
142.	<b>EPA: ORD: NCER: Funding Opportunities</b> <a href="http://es.epa.gov/ncer/rfa/2004/2004early_indicators.html">http://es.epa.gov/ncer/rfa/2004/2004early_indicators.html</a>	0

	Pages	Average Time to Serve (ms)
143.	<b>EPA: ORD: NCER: Funding Opportunities</b> <a href="http://es.epa.gov/ncer/rfa/2006/2006_star_methodological.html">http://es.epa.gov/ncer/rfa/2006/2006_star_methodological.html</a>	0
144.	<b>EPA: ORD: NCER: Funding Opportunities</b> <a href="http://es.epa.gov/ncer/rfa/2004/2004_source_pm.html">http://es.epa.gov/ncer/rfa/2004/2004_source_pm.html</a>	0
145.	<b>EPA: NCER: Research Opportunities - Post-Doctoral Research Positions</b> <a href="http://es.epa.gov/ncer/rfa/postdoc.html">http://es.epa.gov/ncer/rfa/postdoc.html</a>	0
146.	<b>Information for Partners   Info For   P3   NCER   ORD   US EPA</b> <a href="http://es.epa.gov/ncer/p3/info/partners.html">http://es.epa.gov/ncer/p3/info/partners.html</a>	0
147.	<b>EPA: ORD: NCER: Small Business Innovation Research</b> <a href="http://es.epa.gov/ncer/rfa/archive/sbir/phase1.html">http://es.epa.gov/ncer/rfa/archive/sbir/phase1.html</a>	0
148.	<b>EPA: ORD: NCER: Funding Opportunities</b> <a href="http://es.epa.gov/ncer/rfa/2004/2004_nano.html">http://es.epa.gov/ncer/rfa/2004/2004_nano.html</a>	0
149.	<b>EPA: ORD: NCER: Funding Opportunities</b> <a href="http://es.epa.gov/ncer/rfa/current/2004_gro_undergrad_fellow.html">http://es.epa.gov/ncer/rfa/current/2004_gro_undergrad_fellow.html</a>	0
150.	<b>EPA: ORD: NCER: Funding Opportunities</b> <a href="http://es.epa.gov/ncer/rfa/2004/2004_corporate.html">http://es.epa.gov/ncer/rfa/2004/2004_corporate.html</a>	0
151.	<b>EPA: ORD: NCER: Funding Opportunities</b> <a href="http://es.epa.gov/ncer/rfa/current/2004_gro_grad_fellow.html">http://es.epa.gov/ncer/rfa/current/2004_gro_grad_fellow.html</a>	0
152.	<b>EPA: ORD: NCER: Events: News</b> <a href="http://es.epa.gov/ncer/events/news/2005/04_13_05_feature.html">http://es.epa.gov/ncer/events/news/2005/04_13_05_feature.html</a>	0
153.	<b>EPA: ORD: NCER: Funding Opportunities</b> <a href="http://es.epa.gov/ncer/rfa/2004/2004_fire_climate.html">http://es.epa.gov/ncer/rfa/2004/2004_fire_climate.html</a>	0
154.	<b>EPA: ORD: NCER: STAR Fellowships: Posters</b> <a href="http://es.epa.gov/ncer/fellow/posters/2004_star_grad_fellow_conf_posters.html">http://es.epa.gov/ncer/fellow/posters/2004_star_grad_fellow_conf_posters.html</a>	0
155.	<b>EPA: ORD: NCER: Funding Opportunities</b> <a href="http://es.epa.gov/ncer/rfa/2006/2006_oth_coop_training.html">http://es.epa.gov/ncer/rfa/2006/2006_oth_coop_training.html</a>	0
156.	<b>EPA: ORD: NCER: Funding Opportunities</b> <a href="http://es.epa.gov/ncer/rfa/2004/2004_ecohab.html">http://es.epa.gov/ncer/rfa/2004/2004_ecohab.html</a>	0
157.	<b>Interdisciplinary Forum and Workshop   Biodiversity &amp; Human Health   NCER   US EPA</b> <a href="http://es.epa.gov/ncer/biodiversity/workshop.html">http://es.epa.gov/ncer/biodiversity/workshop.html</a>	0

	Pages	Average Time to Serve (ms)
158.	<b>EPA: ORD: NCER: Funding Opportunities</b> <a href="http://es.epa.gov/ncer/rfa/2005/2005_ecohab.html">http://es.epa.gov/ncer/rfa/2005/2005_ecohab.html</a>	0
159.	<b>Environmental Protection Agency</b> <a href="http://es.epa.gov/ncer/rfa/current/2003_enviro_stat.html">http://es.epa.gov/ncer/rfa/current/2003_enviro_stat.html</a>	0
160.	<b>EPA: ORD: NCER: Pathogens in Water</b> <a href="http://es.epa.gov/ncer/publications/topical/pathogens.html">http://es.epa.gov/ncer/publications/topical/pathogens.html</a>	0
161.	<b>EPA: ORD: NCER: Research on Water Treatment for Pesticide Removal and the Impacts of Agriculture on Water Quality</b> <a href="http://es.epa.gov/ncer/publications/topical/pesticide.html">http://es.epa.gov/ncer/publications/topical/pesticide.html</a>	0
162.	<b>EPA: ORD: NCER: Ecological Assessment and Indicators Research</b> <a href="http://es.epa.gov/ncer/publications/topical/ecoass.html">http://es.epa.gov/ncer/publications/topical/ecoass.html</a>	0
163.	<b>Drinking Water Treatment</b> <a href="http://es.epa.gov/ncer/sbir/sbir97/drinking.html">http://es.epa.gov/ncer/sbir/sbir97/drinking.html</a>	0
164.	<b>Environmental Protection Agency</b> <a href="http://es.epa.gov/ncer/rfa/current/2003_comptox.html">http://es.epa.gov/ncer/rfa/current/2003_comptox.html</a>	0
165.	<b>EPA: ORD: NCER: Events: News</b> <a href="http://es.epa.gov/ncer/events/news/2005/10_25_05b_feature.html">http://es.epa.gov/ncer/events/news/2005/10_25_05b_feature.html</a>	0
166.	<b>EPA: ORD: NCER: Funding Opportunities</b> <a href="http://es.epa.gov/ncer/rfa/2005/2005_tropospheric_air_pollution.html">http://es.epa.gov/ncer/rfa/2005/2005_tropospheric_air_pollution.html</a>	0
167.	<b>EPA: ORD: NCER: Fellowships: 2000 STAR Graduate Fellowships</b> <a href="http://es.epa.gov/ncer/fellow/recipient/fellow00.html">http://es.epa.gov/ncer/fellow/recipient/fellow00.html</a>	0
168.	<b>EPA: ORD: NCER: Funding Opportunities</b> <a href="http://es.epa.gov/ncer/rfa/2005/2005_ebd_rfa.html">http://es.epa.gov/ncer/rfa/2005/2005_ebd_rfa.html</a>	0
169.	<b>Media   Info For   P3   NCER   ORD   US EPA</b> <a href="http://es.epa.gov/ncer/p3/info/media.html">http://es.epa.gov/ncer/p3/info/media.html</a>	0
170.	<b>EPA: ORD: NCER: Funding Opportunities</b> <a href="http://es.epa.gov/ncer/rfa/2004/2004_glakes_foodweb.html">http://es.epa.gov/ncer/rfa/2004/2004_glakes_foodweb.html</a>	0
171.	<b>EPA: ORD: NCER: Fellowships</b> <a href="http://es.epa.gov/ncer/fellow/abstracts/">http://es.epa.gov/ncer/fellow/abstracts/</a>	0
172.	<b>EPA: ORD: NCER: Research Opportunities: Exploratory Research to Anticipate Future Environmental Issues</b> <a href="http://es.epa.gov/ncer/rfa/archive/grants/01/futures.html">http://es.epa.gov/ncer/rfa/archive/grants/01/futures.html</a>	0

	Pages	Average Time to Serve (ms)
173.	<b>Phase II - P3 Award Winners   P3   NCER   ORD   US EPA</b> <a href="http://es.epa.gov/ncer/p3/award_winners.html">http://es.epa.gov/ncer/p3/award_winners.html</a>	0
174.	<b>EPA: ORD: NCER: 2007 GRO Guidance &amp; FAQs: Frequently Asked Questions</b> <a href="http://es.epa.gov/ncer/guidance/faqs/faq_gro_undergrad.html">http://es.epa.gov/ncer/guidance/faqs/faq_gro_undergrad.html</a>	0
175.	<b>Additional Awards   P3 Award Competition   P3   NCER   ORD   US EPA</b> <a href="http://es.epa.gov/ncer/p3/addawards.html">http://es.epa.gov/ncer/p3/addawards.html</a>	0
176.	<b>EPA: ORD: NCER: Funding Opportunities</b> <a href="http://es.epa.gov/ncer/rfa/2004/2004_gro_bioaccum.html">http://es.epa.gov/ncer/rfa/2004/2004_gro_bioaccum.html</a>	0
177.	<b>EPA: ORD: NCER: Funding Opportunities</b> <a href="http://es.epa.gov/ncer/rfa/2004/2004_valuation.html">http://es.epa.gov/ncer/rfa/2004/2004_valuation.html</a>	0
178.	<b>EPA: ORD: NCER: Funding Opportunities</b> <a href="http://es.epa.gov/ncer/rfa/2005/2005_hsa_impacts_research.html">http://es.epa.gov/ncer/rfa/2005/2005_hsa_impacts_research.html</a>	0
179.	<b>EPA: ORD: NCER: Environmental Research Grant Announcements</b> <a href="http://es.epa.gov/ncer/rfa/current/2003_microbial.html">http://es.epa.gov/ncer/rfa/current/2003_microbial.html</a>	0
180.	<b>EPA: ORD: NCER: Funding Opportunities</b> <a href="http://es.epa.gov/ncer/rfa/2004/2004_sbirc_phase1_pac-swest.html">http://es.epa.gov/ncer/rfa/2004/2004_sbirc_phase1_pac-swest.html</a>	0
181.	<b>Information For   P3   NCER   ORD   US EPA</b> <a href="http://es.epa.gov/ncer/p3/info/">http://es.epa.gov/ncer/p3/info/</a>	0
182.	<b>EPA: ORD: NCER: Research on PCBs</b> <a href="http://es.epa.gov/ncer/publications/topical/pcb.html">http://es.epa.gov/ncer/publications/topical/pcb.html</a>	0
183.	<b>EPA: ORD: NCER: Research on Contaminated Sediments</b> <a href="http://es.epa.gov/ncer/publications/topical/sediments.html">http://es.epa.gov/ncer/publications/topical/sediments.html</a>	0
184.	<b>EPA: ORD: NCER: Funding Opportunities</b> <a href="http://es.epa.gov/ncer/rfa/2004/2004_low_dose.html">http://es.epa.gov/ncer/rfa/2004/2004_low_dose.html</a>	0
185.	<b>EPA: ORD: NCER: Fellowships: 2001 MAI Graduate Fellowships</b> <a href="http://es.epa.gov/ncer/fellow/recipients/mai_fellow02.html">http://es.epa.gov/ncer/fellow/recipients/mai_fellow02.html</a>	0
186.	<b>Environmental Protection Agency</b> <a href="http://es.epa.gov/ncer/rfa/current/2003ecohab.html">http://es.epa.gov/ncer/rfa/current/2003ecohab.html</a>	0
187.	<b>Research Solicitation   Biodiversity &amp; Human Health   NCER   US EPA</b> <a href="http://es.epa.gov/ncer/biodiversity/solicitation.html">http://es.epa.gov/ncer/biodiversity/solicitation.html</a>	0

	Pages	Average Time to Serve (ms)
188.	<b>Grant Recipients   P3   NCER   ORD   US EPA</b> <a href="http://es.epa.gov/ncer/p3/grantrecip.html">http://es.epa.gov/ncer/p3/grantrecip.html</a>	0
189.	<b>EPA: ORD: NCER: Small Business Innovation Research</b> <a href="http://es.epa.gov/ncer/sbir/sbir_phase1_2002.html">http://es.epa.gov/ncer/sbir/sbir_phase1_2002.html</a>	0
190.	<b>EPA: NCER: P3</b> <a href="http://es.epa.gov/ncer/P3recipients/2005/">http://es.epa.gov/ncer/P3recipients/2005/</a>	0
191.	<b>EPA: ORD: NCER: SBIR: Lists of Awards</b> <a href="http://es.epa.gov/ncer/sbir/awards/">http://es.epa.gov/ncer/sbir/awards/</a>	0
192.	<b>EPA: ORD: NCER: Other Programs: Archive</b> <a href="http://es.epa.gov/ncer/other/archive/">http://es.epa.gov/ncer/other/archive/</a>	0
193.	<b>Sustainability Challenge Areas   P3   NCER   ORD   US EPA</b> <a href="http://es.epa.gov/ncer/p3/challengearea.html">http://es.epa.gov/ncer/p3/challengearea.html</a>	0
194.	<b>Solicitation Opens   Phase I - Project Development   P3   NCER   ORD   US EPA</b> <a href="http://es.epa.gov/ncer/p3/solopen.html">http://es.epa.gov/ncer/p3/solopen.html</a>	0
195.	<b>EPA: ORD: NCER: Publications: SBIR</b> <a href="http://es.epa.gov/ncer/publications/sbir/">http://es.epa.gov/ncer/publications/sbir/</a>	0
196.	<b>EPA: ORD: NCER: Research Opportunities: Current RFA</b> <a href="http://es.epa.gov/ncer/rfa/current/2003_child_health.html">http://es.epa.gov/ncer/rfa/current/2003_child_health.html</a>	0
197.	<b>2005 Level III Scientific And Technological Achievement Awards (STAA)  STAA   Environmental Protection Agency</b> <a href="http://es.epa.gov/ncer/staa/annual/2006/level3.html">http://es.epa.gov/ncer/staa/annual/2006/level3.html</a>	0
198.	<b>EPA: ORD: NCER: Funding Opportunities</b> <a href="http://es.epa.gov/ncer/rfa/2004/2004_risk_assessment.html">http://es.epa.gov/ncer/rfa/2004/2004_risk_assessment.html</a>	0
199.	<b>EPA: ORD: NCER: Fellowships: 1999 STAR Graduate Fellowships</b> <a href="http://es.epa.gov/ncer/fellow/recipients/fellow99.html">http://es.epa.gov/ncer/fellow/recipients/fellow99.html</a>	0
200.	<b>Environmental Protection Agency</b> <a href="http://es.epa.gov/ncer/fellow/recipients/gro_fellow06.html">http://es.epa.gov/ncer/fellow/recipients/gro_fellow06.html</a>	0
	<b>Other</b>	-
	<b>Total</b>	-

items 1-200 of 200

## Pages - Help Card



### Column Definitions

#### Pages

Any displayed page. You can specify for each profile the types of files that qualify as a page. These settings can be changed by the WebTrends administrator.

#### Visits

Number of visits to this page. A visit is a series of actions that begins when a visitor views the first page from the server, and ends when the visitor leaves the site or remains idle beyond the idle-time limit. The default idle-time limit is thirty minutes. This time limit can be changed by the system administrator.

#### Views

Number of times this page was viewed by visitors.

#### Average Time Viewed

Average length of time the specified page was viewed. (The format is hh:mm:ss - hours:minutes:seconds.)

#### Average Time to Serve

Average amount of time (in milliseconds) it took to serve each document during the specified time interval. The time to serve spans from the time the server got a page request until it transmitted all the data.

**Note:** Zero values in this column probably indicates that your web server is not logging Time to Serve information.



---

### Report Descriptions

Pages with good content and design are more likely to attract visitors and be revisited. Less popular pages on a site can be made more appealing by improving the content or incorporating design elements similar to that on the more important pages. Always remember that people are far more interested in content than in design, and average view times can help determine which content is most important to your visitors.

# Content Groups

This report identifies the most popular groups of web site pages and how often they were visited.

## Content Groups Trend

No data is available for this graph.

## Content Groups

No data is available for this graph.

## Content Groups

No data is available for this table.

## Content Groups - Help Card



### Column Definitions

#### Content Group

A defined group of web pages with specific things in common, such as the same types of products, services, or information.

#### Visits

Number of visits where the visitor viewed at least one page in the specified content group. A visit is a series of actions that begins when a visitor views their first page from the server, and ends when the visitor leaves the site or remains idle beyond the idle-time limit. The default idle-time limit is thirty minutes. This time limit can be changed by the system administrator.

#### Hits

Each file requested by a visitor registers as a hit. There can be several hits on each page. While the volume of hits reflects the amount of server traffic, it is not an accurate reflection of the number of pages viewed.

---





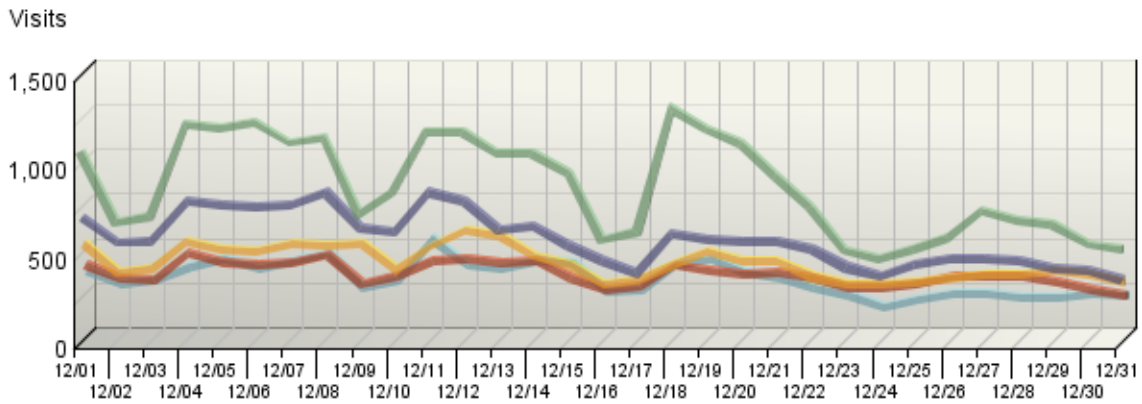
### **Report Descriptions**

The information on this page can show you which content groups were most popular. This will reveal the reasons people visit your web site, and what is most interesting and least interesting to them.

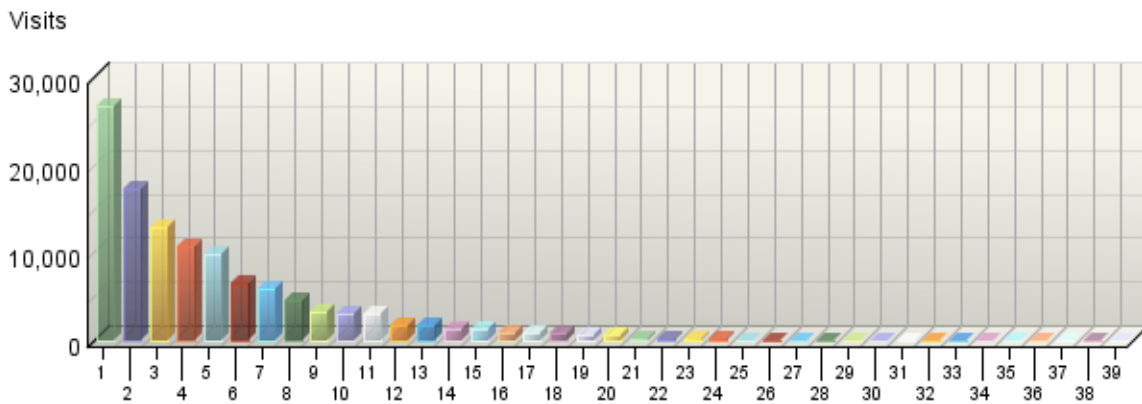
# Directories

This report lists the most commonly accessed directories on your web site. This information can help determine the types of data most often requested.

**Directories Trend**



**Directories**



**Directories**

	Path To Directory	Visits	Hits	Kbytes Transferred
1.	<a href="http://es.epa.gov/ncer/rfa">http://es.epa.gov/ncer/rfa</a>	26,767	59,017	3,325,797
2.	<a href="http://es.epa.gov/ncer/publications">http://es.epa.gov/ncer/publications</a>	17,324	72,333	60,939,096
3.	<a href="http://es.epa.gov/ncer/fellow">http://es.epa.gov/ncer/fellow</a>	13,011	29,849	2,227,602
4.	<a href="http://es.epa.gov/ncer/sbir">http://es.epa.gov/ncer/sbir</a>	10,785	18,182	1,420,240

	<b>Path To Directory</b>	<b>Visits</b>	<b>Hits</b>	<b>Kbytes Transferred</b>
5.	<a href="http://es.epa.gov/ncer/p3">http://es.epa.gov/ncer/p3</a>	9,778	26,923	674,363
6.	<a href="http://es.epa.gov/ncer/events">http://es.epa.gov/ncer/events</a>	6,603	19,568	739,469
7.	<a href="http://es.epa.gov/ncer/">http://es.epa.gov/ncer/</a>	5,872	10,339	266,345
8.	<a href="http://es.epa.gov/ncer/nano">http://es.epa.gov/ncer/nano</a>	4,677	17,426	2,680,447
9.	<a href="http://es.epa.gov/ncer/grants">http://es.epa.gov/ncer/grants</a>	3,181	4,028	150,923
10.	<a href="http://es.epa.gov/ncer/index_files">http://es.epa.gov/ncer/index_files</a>	3,155	3,703	97,762
11.	<a href="http://es.epa.gov/ncer/science">http://es.epa.gov/ncer/science</a>	3,002	7,351	1,068,743
12.	<a href="http://es.epa.gov/ncer/guidance">http://es.epa.gov/ncer/guidance</a>	1,691	2,846	78,649
13.	<a href="http://es.epa.gov/ncer/centers">http://es.epa.gov/ncer/centers</a>	1,673	4,358	124,366
14.	<a href="http://es.epa.gov/ncer/staa">http://es.epa.gov/ncer/staa</a>	1,324	2,868	67,096
15.	<a href="http://es.epa.gov/ncer/biodiversity">http://es.epa.gov/ncer/biodiversity</a>	1,207	2,997	138,392
16.	<a href="http://es.epa.gov/ncer/other">http://es.epa.gov/ncer/other</a>	883	1,118	99,967
17.	<a href="http://es.epa.gov/ncer/results">http://es.epa.gov/ncer/results</a>	858	1,619	35,128
18.	<a href="http://es.epa.gov/ncer/cns">http://es.epa.gov/ncer/cns</a>	767	1,307	29,146
19.	<a href="http://es.epa.gov/ncer/about">http://es.epa.gov/ncer/about</a>	647	892	16,405
20.	<a href="http://es.epa.gov/ncer/briefings">http://es.epa.gov/ncer/briefings</a>	631	2,247	411,944
21.	<a href="http://es.epa.gov/ncer/news">http://es.epa.gov/ncer/news</a>	273	293	1,517
22.	<a href="http://es.epa.gov/ncer/early">http://es.epa.gov/ncer/early</a>	188	212	503
23.	<a href="http://es.epa.gov/ncer/p3recipients">http://es.epa.gov/ncer/p3recipients</a>	123	286	1,182
24.	<a href="http://es.epa.gov/ncer/nano2005">http://es.epa.gov/ncer/nano2005</a>	121	276	961
25.	<a href="http://es.epa.gov/ncer/06fellowships">http://es.epa.gov/ncer/06fellowships</a>	77	123	713
26.	<a href="http://es.epa.gov/ncer/2005bioinformatics">http://es.epa.gov/ncer/2005bioinformatics</a>	74	116	469
27.	<a href="http://es.epa.gov/ncer/progress">http://es.epa.gov/ncer/progress</a>	28	33	597
28.	<a href="http://es.epa.gov/ncer/epscor">http://es.epa.gov/ncer/epscor</a>	27	30	766
29.	<a href="http://es.epa.gov/ncer/images">http://es.epa.gov/ncer/images</a>	23	49	231
30.	<a href="http://es.epa.gov/ncer/05childbiomarker">http://es.epa.gov/ncer/05childbiomarker</a>	21	36	262
31.	<a href="http://es.epa.gov/ncer/05drinkingwater">http://es.epa.gov/ncer/05drinkingwater</a>	20	20	248
32.	<a href="http://es.epa.gov/ncer/pdf">http://es.epa.gov/ncer/pdf</a>	12	18	107
33.	<a href="http://es.epa.gov/ncer/mailing">http://es.epa.gov/ncer/mailing</a>	11	16	904
34.	<a href="http://es.epa.gov/ncer/final">http://es.epa.gov/ncer/final</a>	10	102	1,789
35.	<a href="http://es.epa.gov/ncer/draftsurvey">http://es.epa.gov/ncer/draftsurvey</a>	4	5	142
36.	<a href="http://es.epa.gov/ncer/recipients">http://es.epa.gov/ncer/recipients</a>	1	2	17
37.	<a href="http://es.epa.gov/">http://es.epa.gov/</a>	1	1	0
38.	<a href="http://es.epa.gov/ncer/tsegrants">http://es.epa.gov/ncer/tsegrants</a>	1	2	225
39.	<a href="http://es.epa.gov/ncer/tse">http://es.epa.gov/ncer/tse</a>	1	2	17
<b>Total</b>		<b>-</b>	<b>290,593</b>	<b>74,602,513</b>

items 1-39 of 39

## Directories - Help Card



### Column Definitions

#### Path to Directory

The full URL path to the directory being analyzed.

#### Visits

Number of visits to pages within the specified directory. A visit is a series of actions that begins when a visitor views their first page from the server, and ends when the visitor leaves the site or remains idle beyond the idle-time limit. The default idle-time limit is thirty minutes. This time limit can be changed by the system administrator.

#### Hits

Each file requested by a visitor registers as a hit. There can be several hits on each page. While the volume of hits reflects the amount of server traffic, it is not an accurate reflection of the number of pages viewed.

#### Kbytes Transferred

Number of kilobytes of data transferred by the server from the specified directory to your visitors.



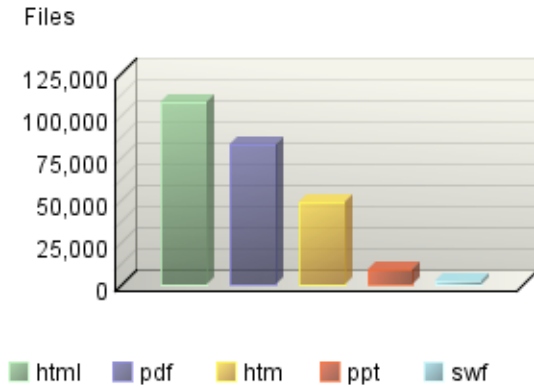
### Report Descriptions

This report indicates the content visitors are most interested in. Use this information to determine which content areas to develop further, which areas to focus on less, and how you can arrange your content most effectively. If the table is sorted by kilobytes of data transferred, this page reveals what kind of data the server spends the most time transferring, and may suggest different ways to organize your data, or different ways to distribute the server load if you have more than one server.

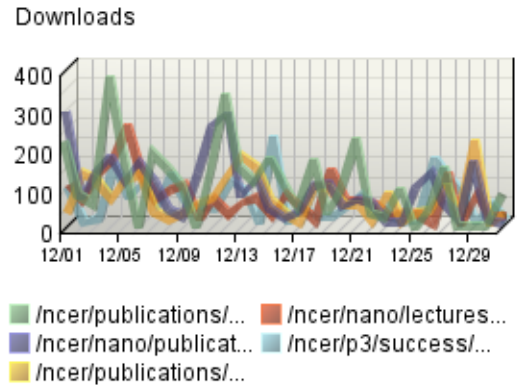
# Files Dashboard

This displays key graphs and tables that provide an overview of the Files chapter. When viewing through the on-demand interface, you can click on the title of a graph or table to navigate to the corresponding page.

**Accessed File Types by Files**



**Downloaded Files Trend**



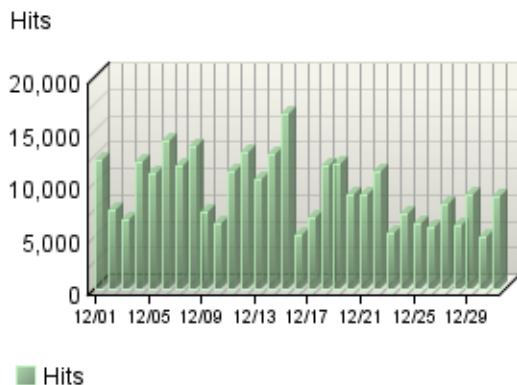
**Uploaded Files**

No data is available for this graph.

**Hit Summary**

Successful Hits for Entire Site	290,593
Average Hits per Day	9,373
Home Page Hits	3,883

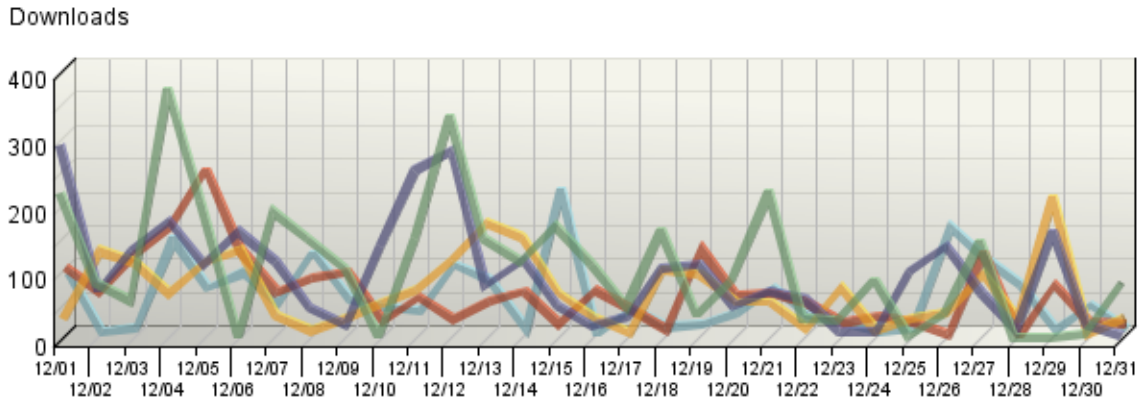
**Hits Trend**



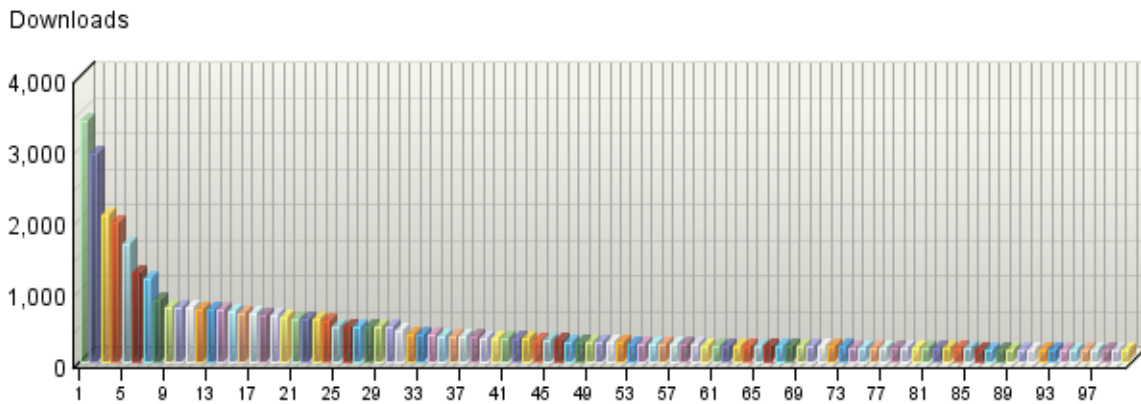
# Downloaded Files

This report identifies the most popular files downloaded from your site.

**Downloaded Files Trend**



**Downloaded Files**



**Downloaded Files**

	Downloaded Files	Downloads	% Downloads	Visits
■ 1.	<a href="http://es.epa.gov/ncer/publications/workshop/pdf/10_26_05proceeding1.pdf">http://es.epa.gov/ncer/publications/workshop/pdf/10_26_05proceeding1.pdf</a>	3,378	3.90%	193
■ 2.	<a href="http://es.epa.gov/ncer/nano/publications/whitepaper12022005.pdf">http://es.epa.gov/ncer/nano/publications/whitepaper12022005.pdf</a>	2,911	3.36%	312
■ 3.	<a href="http://es.epa.gov/ncer/publications/workshop/nano_proceed.pdf">http://es.epa.gov/ncer/publications/workshop/nano_proceed.pdf</a>	2,043	2.36%	246

	<b>Downloaded Files</b>	<b>Downloads</b>	<b>% Downloads</b>	<b>Visits</b>
4.	<a href="http://es.epa.gov/ncer/nano/lectures/zhang0705.pdf">http://es.epa.gov/ncer/nano/lectures/zhang0705.pdf</a>	1,949	2.25%	215
5.	<a href="http://es.epa.gov/ncer/p3/success/michigan.pdf">http://es.epa.gov/ncer/p3/success/michigan.pdf</a>	1,643	1.90%	116
6.	<a href="http://es.epa.gov/ncer/publications/overview/bioavailability_complete_book.pdf">http://es.epa.gov/ncer/publications/overview/bioavailability_complete_book.pdf</a>	1,240	1.43%	195
7.	<a href="http://es.epa.gov/ncer/publications/workshop/pdf/EE-0492-03.pdf">http://es.epa.gov/ncer/publications/workshop/pdf/EE-0492-03.pdf</a>	1,162	1.34%	45
8.	<a href="http://es.epa.gov/ncer/publications/workshop/pdf/10_20_05_nanosummary.pdf">http://es.epa.gov/ncer/publications/workshop/pdf/10_20_05_nanosummary.pdf</a>	878	1.01%	107
9.	<a href="http://es.epa.gov/ncer/publications/ncer/ncer_annualreport.pdf">http://es.epa.gov/ncer/publications/ncer/ncer_annualreport.pdf</a>	770	0.89%	146
10.	<a href="http://es.epa.gov/ncer/publications/workshop/pdf/fnanoproc_092005.pdf">http://es.epa.gov/ncer/publications/workshop/pdf/fnanoproc_092005.pdf</a>	758	0.87%	97
11.	<a href="http://es.epa.gov/ncer/nano/lectures/mcneil_030706.pdf">http://es.epa.gov/ncer/nano/lectures/mcneil_030706.pdf</a>	750	0.87%	173
12.	<a href="http://es.epa.gov/ncer/publications/workshop/microorganisms_drinking_water_proceedings.pdf">http://es.epa.gov/ncer/publications/workshop/microorganisms_drinking_water_proceedings.pdf</a>	740	0.85%	33
13.	<a href="http://es.epa.gov/ncer/publications/workshop/pdf/2001_drinking_water.pdf">http://es.epa.gov/ncer/publications/workshop/pdf/2001_drinking_water.pdf</a>	737	0.85%	27
14.	<a href="http://es.epa.gov/ncer/sbir/success/pdf/stories05.pdf">http://es.epa.gov/ncer/sbir/success/pdf/stories05.pdf</a>	728	0.84%	87
15.	<a href="http://es.epa.gov/ncer/publications/workshop/pdf/EE-0492-02.pdf">http://es.epa.gov/ncer/publications/workshop/pdf/EE-0492-02.pdf</a>	708	0.82%	55
16.	<a href="http://es.epa.gov/ncer/publications/workshop/pdf/EE-0492-04.pdf">http://es.epa.gov/ncer/publications/workshop/pdf/EE-0492-04.pdf</a>	664	0.77%	32
17.	<a href="http://es.epa.gov/ncer/publications/workshop/pdf/endocrine_disruptors.pdf">http://es.epa.gov/ncer/publications/workshop/pdf/endocrine_disruptors.pdf</a>	663	0.77%	98
18.	<a href="http://es.epa.gov/ncer/publications/nano/nanotechnology4-20-04.pdf">http://es.epa.gov/ncer/publications/nano/nanotechnology4-20-04.pdf</a>	648	0.75%	93
19.	<a href="http://es.epa.gov/ncer/science/pm/pm.pdf">http://es.epa.gov/ncer/science/pm/pm.pdf</a>	639	0.74%	49
20.	<a href="http://es.epa.gov/ncer/rfa/2006/sbir_phase1.pdf">http://es.epa.gov/ncer/rfa/2006/sbir_phase1.pdf</a>	621	0.72%	96
21.	<a href="http://es.epa.gov/ncer/rfa/forms/NCER_std_form_5-STAR_Grant_applications.pdf">http://es.epa.gov/ncer/rfa/forms/NCER_std_form_5-STAR_Grant_applications.pdf</a>	605	0.70%	344
22.	<a href="http://es.epa.gov/ncer/publications/nano/pdf/Rama.pdf">http://es.epa.gov/ncer/publications/nano/pdf/Rama.pdf</a>	600	0.69%	68
23.	<a href="http://es.epa.gov/ncer/publications/workshop/pdf/EE-0497-06.pdf">http://es.epa.gov/ncer/publications/workshop/pdf/EE-0497-06.pdf</a>	586	0.68%	36
24.	<a href="http://es.epa.gov/ncer/publications/workshop/pdf/2002_decision_making_proceedings.pdf">http://es.epa.gov/ncer/publications/workshop/pdf/2002_decision_making_proceedings.pdf</a>	559	0.65%	45
25.	<a href="http://es.epa.gov/ncer/nano/lectures/maynard_06_13_05_presentation.pdf">http://es.epa.gov/ncer/nano/lectures/maynard_06_13_05_presentation.pdf</a>	492	0.57%	87
26.	<a href="http://es.epa.gov/ncer/publications/workshop/Global_change_proceedings_110204.pdf">http://es.epa.gov/ncer/publications/workshop/Global_change_proceedings_110204.pdf</a>	491	0.57%	28

	<b>Downloaded Files</b>	<b>Downloads</b>	<b>% Downloads</b>	<b>Visits</b>
27.	<a href="http://es.epa.gov/ncer/publications/search/toxicsbatch.pdf">http://es.epa.gov/ncer/publications/search/toxicsbatch.pdf</a>	487	0.56%	45
28.	<a href="http://es.epa.gov/ncer/P3/forms/2004p3forms.pdf">http://es.epa.gov/ncer/P3/forms/2004p3forms.pdf</a>	486	0.56%	341
29.	<a href="http://es.epa.gov/ncer/publications/workshop/globalprw00.pdf">http://es.epa.gov/ncer/publications/workshop/globalprw00.pdf</a>	486	0.56%	41
30.	<a href="http://es.epa.gov/ncer/publications/regions/5/pdf/plewa7_14_2004.pdf">http://es.epa.gov/ncer/publications/regions/5/pdf/plewa7_14_2004.pdf</a>	480	0.55%	79
31.	<a href="http://es.epa.gov/ncer/publications/workshop/pdf/11_03_05_proceedings.pdf">http://es.epa.gov/ncer/publications/workshop/pdf/11_03_05_proceedings.pdf</a>	429	0.50%	11
32.	<a href="http://es.epa.gov/ncer/rfa/forms/approved_budget_sheet.pdf">http://es.epa.gov/ncer/rfa/forms/approved_budget_sheet.pdf</a>	377	0.44%	298
33.	<a href="http://es.epa.gov/ncer/biodiversity/pubs/tre_vol8_306.pdf">http://es.epa.gov/ncer/biodiversity/pubs/tre_vol8_306.pdf</a>	375	0.43%	98
34.	<a href="http://es.epa.gov/ncer/nano/lectures/roco_04_18_05_presentation.pdf">http://es.epa.gov/ncer/nano/lectures/roco_04_18_05_presentation.pdf</a>	370	0.43%	43
35.	<a href="http://es.epa.gov/ncer/rfa/forms/keycontacts.pdf">http://es.epa.gov/ncer/rfa/forms/keycontacts.pdf</a>	354	0.41%	278
36.	<a href="http://es.epa.gov/ncer/publications/meetings/8-18-04/pdf/larsen.pdf">http://es.epa.gov/ncer/publications/meetings/8-18-04/pdf/larsen.pdf</a>	352	0.41%	57
37.	<a href="http://es.epa.gov/ncer/nano/lectures/merzbacher_05_02_05_presentation.pdf">http://es.epa.gov/ncer/nano/lectures/merzbacher_05_02_05_presentation.pdf</a>	350	0.40%	84
38.	<a href="http://es.epa.gov/ncer/sbir/report.pdf">http://es.epa.gov/ncer/sbir/report.pdf</a>	344	0.40%	241
39.	<a href="http://es.epa.gov/ncer/rfa/forms/sf424-v2.0.pdf">http://es.epa.gov/ncer/rfa/forms/sf424-v2.0.pdf</a>	334	0.39%	268
40.	<a href="http://es.epa.gov/ncer/publications/workshop/pdf/2003star_human_health_proceedings.pdf">http://es.epa.gov/ncer/publications/workshop/pdf/2003star_human_health_proceedings.pdf</a>	322	0.37%	31
41.	<a href="http://es.epa.gov/ncer/nano/publications/8-18-04/fnanoproc_092005.pdf">http://es.epa.gov/ncer/nano/publications/8-18-04/fnanoproc_092005.pdf</a>	322	0.37%	49
42.	<a href="http://es.epa.gov/ncer/publications/meetings/8-18-04/pdf/drzal_epa-star_08-17-04_(final).pdf">http://es.epa.gov/ncer/publications/meetings/8-18-04/pdf/drzal_epa-star_08-17-04_(final).pdf</a>	319	0.37%	82
43.	<a href="http://es.epa.gov/ncer/publications/meetings/8-23-2005/Rubenstein_0850_d3.pdf">http://es.epa.gov/ncer/publications/meetings/8-23-2005/Rubenstein_0850_d3.pdf</a>	313	0.36%	78
44.	<a href="http://es.epa.gov/ncer/nano/lectures/shah92605.pdf">http://es.epa.gov/ncer/nano/lectures/shah92605.pdf</a>	297	0.34%	84
45.	<a href="http://es.epa.gov/ncer/publications/workshop/pdf/10_20_05_dreher_kevin.pdf">http://es.epa.gov/ncer/publications/workshop/pdf/10_20_05_dreher_kevin.pdf</a>	286	0.33%	49
46.	<a href="http://es.epa.gov/ncer/publications/nano/pdf/Hwang.pdf">http://es.epa.gov/ncer/publications/nano/pdf/Hwang.pdf</a>	285	0.33%	37
47.	<a href="http://es.epa.gov/ncer/nano/factsheet/nano_factsheet.pdf">http://es.epa.gov/ncer/nano/factsheet/nano_factsheet.pdf</a>	271	0.31%	210
48.	<a href="http://es.epa.gov/ncer/publications/workshop/bynd_com_sess2.pdf">http://es.epa.gov/ncer/publications/workshop/bynd_com_sess2.pdf</a>	270	0.31%	37
49.	<a href="http://es.epa.gov/ncer/publications/meetings/8-23-2005/Gressitt_0915_d3.pdf">http://es.epa.gov/ncer/publications/meetings/8-23-2005/Gressitt_0915_d3.pdf</a>	269	0.31%	52
50.	<a href="http://es.epa.gov/ncer/publications/workshop/pdf/EE-0497-05.pdf">http://es.epa.gov/ncer/publications/workshop/pdf/EE-0497-05.pdf</a>	268	0.31%	45



	<b>Downloaded Files</b>	<b>Downloads</b>	<b>% Downloads</b>	<b>Visits</b>
51.	<a href="http://es.epa.gov/ncer/rfa/forms/epaf2006.pdf">http://es.epa.gov/ncer/rfa/forms/epaf2006.pdf</a>	267	0.31%	223
52.	<a href="http://es.epa.gov/ncer/publications/meetings/8-18-04/pdf/epa-winter.pdf">http://es.epa.gov/ncer/publications/meetings/8-18-04/pdf/epa-winter.pdf</a>	257	0.30%	54
53.	<a href="http://es.epa.gov/ncer/publications/meetings/9-9-2003/pdf/philip_berger.pdf">http://es.epa.gov/ncer/publications/meetings/9-9-2003/pdf/philip_berger.pdf</a>	255	0.29%	43
54.	<a href="http://es.epa.gov/ncer/nano/lectures/teague_042505_presentation.pdf">http://es.epa.gov/ncer/nano/lectures/teague_042505_presentation.pdf</a>	249	0.29%	50
55.	<a href="http://es.epa.gov/ncer/science/tse/annual.pdf">http://es.epa.gov/ncer/science/tse/annual.pdf</a>	248	0.29%	52
56.	<a href="http://es.epa.gov/ncer/science/economics/science_econ1.pdf">http://es.epa.gov/ncer/science/economics/science_econ1.pdf</a>	243	0.28%	26
57.	<a href="http://es.epa.gov/ncer/publications/nano/pdf/BaerEPA-Workshop--SmallParticleChemistry-final.pdf">http://es.epa.gov/ncer/publications/nano/pdf/BaerEPA-Workshop--SmallParticleChemistry-final.pdf</a>	243	0.28%	35
58.	<a href="http://es.epa.gov/ncer/publications/workshop/pdf/2001_water_watersheds.pdf">http://es.epa.gov/ncer/publications/workshop/pdf/2001_water_watersheds.pdf</a>	242	0.28%	22
59.	<a href="http://es.epa.gov/ncer/sbir/2007factsheet.pdf">http://es.epa.gov/ncer/sbir/2007factsheet.pdf</a>	237	0.27%	210
60.	<a href="http://es.epa.gov/ncer/publications/workshop/pdf/EE-0484-09.pdf">http://es.epa.gov/ncer/publications/workshop/pdf/EE-0484-09.pdf</a>	229	0.26%	39
61.	<a href="http://es.epa.gov/ncer/rfa/forms/sf424instructions.pdf">http://es.epa.gov/ncer/rfa/forms/sf424instructions.pdf</a>	227	0.26%	184
62.	<a href="http://es.epa.gov/ncer/publications/workshop/pdf/EE-0497-02.pdf">http://es.epa.gov/ncer/publications/workshop/pdf/EE-0497-02.pdf</a>	224	0.26%	28
63.	<a href="http://es.epa.gov/ncer/rfa/forms/sf424_i.pdf">http://es.epa.gov/ncer/rfa/forms/sf424_i.pdf</a>	223	0.26%	173
64.	<a href="http://es.epa.gov/ncer/fellow/posters/ppt/montie_2004_star.pdf">http://es.epa.gov/ncer/fellow/posters/ppt/montie_2004_star.pdf</a>	223	0.26%	127
65.	<a href="http://es.epa.gov/ncer/publications/starreport/starsix.pdf">http://es.epa.gov/ncer/publications/starreport/starsix.pdf</a>	223	0.26%	57
66.	<a href="http://es.epa.gov/ncer/publications/workshop/pdf/2003star_mercury_fate_transport_proceedings.pdf">http://es.epa.gov/ncer/publications/workshop/pdf/2003star_mercury_fate_transport_proceedings.pdf</a>	220	0.25%	39
67.	<a href="http://es.epa.gov/ncer/publications/regions/5/pdf/johnson7_14_2004.pdf">http://es.epa.gov/ncer/publications/regions/5/pdf/johnson7_14_2004.pdf</a>	219	0.25%	28
68.	<a href="http://es.epa.gov/ncer/publications/workshop/pdf/10_20_05_ruiz_nancy.pdf">http://es.epa.gov/ncer/publications/workshop/pdf/10_20_05_ruiz_nancy.pdf</a>	217	0.25%	36
69.	<a href="http://es.epa.gov/ncer/science/pm/hei/DieselSpecialReport02.pdf">http://es.epa.gov/ncer/science/pm/hei/DieselSpecialReport02.pdf</a>	212	0.24%	27
70.	<a href="http://es.epa.gov/ncer/publications/workshop/indicatprw00.pdf">http://es.epa.gov/ncer/publications/workshop/indicatprw00.pdf</a>	211	0.24%	46
71.	<a href="http://es.epa.gov/ncer/publications/workshop/pdf/humanhealthproc.pdf">http://es.epa.gov/ncer/publications/workshop/pdf/humanhealthproc.pdf</a>	207	0.24%	40
72.	<a href="http://es.epa.gov/ncer/nano/publications/2002_august_nano_star_workshop.pdf">http://es.epa.gov/ncer/nano/publications/2002_august_nano_star_workshop.pdf</a>	206	0.24%	41
73.	<a href="http://es.epa.gov/ncer/publications/meetings/8-23-2005/Eirkson_0915_d2.pdf">http://es.epa.gov/ncer/publications/meetings/8-23-2005/Eirkson_0915_d2.pdf</a>	205	0.24%	35
74.	<a href="http://es.epa.gov/ncer/nano/relevant_meetings/NanotoxicologyMeeting2006.pdf">http://es.epa.gov/ncer/nano/relevant_meetings/NanotoxicologyMeeting2006.pdf</a>	200	0.23%	84

	<b>Downloaded Files</b>	<b>Downloads</b>	<b>% Downloads</b>	<b>Visits</b>
75.	<a href="http://es.epa.gov/ncer/nano/publications/pm_publications.pdf">http://es.epa.gov/ncer/nano/publications/pm_publications.pdf</a>	200	0.23%	36
76.	<a href="http://es.epa.gov/ncer/publications/workshop/pdf/11_03_05_howarth.pdf">http://es.epa.gov/ncer/publications/workshop/pdf/11_03_05_howarth.pdf</a>	198	0.23%	28
77.	<a href="http://es.epa.gov/ncer/publications/nano/pdf/MartinAtmosphericNanoparticles.pdf">http://es.epa.gov/ncer/publications/nano/pdf/MartinAtmosphericNanoparticles.pdf</a>	196	0.23%	15
78.	<a href="http://es.epa.gov/ncer/publications/workshop/pdf/10_20_05_henn_keith.pdf">http://es.epa.gov/ncer/publications/workshop/pdf/10_20_05_henn_keith.pdf</a>	191	0.22%	44
79.	<a href="http://es.epa.gov/ncer/publications/meetings/9-27-2004/pdf/nel.pdf">http://es.epa.gov/ncer/publications/meetings/9-27-2004/pdf/nel.pdf</a>	191	0.22%	37
80.	<a href="http://es.epa.gov/ncer/publications/starreport/starten.pdf">http://es.epa.gov/ncer/publications/starreport/starten.pdf</a>	188	0.22%	140
81.	<a href="http://es.epa.gov/ncer/publications/workshop/globalaquaticeco_60806.pdf">http://es.epa.gov/ncer/publications/workshop/globalaquaticeco_60806.pdf</a>	184	0.21%	29
82.	<a href="http://es.epa.gov/ncer/publications/meetings/8-18-04/pdf/bhattacharyya.pdf">http://es.epa.gov/ncer/publications/meetings/8-18-04/pdf/bhattacharyya.pdf</a>	181	0.21%	37
83.	<a href="http://es.epa.gov/ncer/publications/meetings/11-30-2005/pmcentersabstract.pdf">http://es.epa.gov/ncer/publications/meetings/11-30-2005/pmcentersabstract.pdf</a>	178	0.21%	20
84.	<a href="http://es.epa.gov/ncer/fellow/pubs/dillonfrazier.pdf">http://es.epa.gov/ncer/fellow/pubs/dillonfrazier.pdf</a>	177	0.20%	34
85.	<a href="http://es.epa.gov/ncer/biodiversity/pubs/proc_vol237_2127.pdf">http://es.epa.gov/ncer/biodiversity/pubs/proc_vol237_2127.pdf</a>	176	0.20%	62
86.	<a href="http://es.epa.gov/ncer/publications/overview/1999_star_eco_indicators.pdf">http://es.epa.gov/ncer/publications/overview/1999_star_eco_indicators.pdf</a>	175	0.20%	42
87.	<a href="http://es.epa.gov/ncer/publications/meetings/8-18-04/pdf/wang.pdf">http://es.epa.gov/ncer/publications/meetings/8-18-04/pdf/wang.pdf</a>	171	0.20%	37
88.	<a href="http://es.epa.gov/ncer/publications/workshop/pdf/10_20_05_sedlak_david.pdf">http://es.epa.gov/ncer/publications/workshop/pdf/10_20_05_sedlak_david.pdf</a>	170	0.20%	43
89.	<a href="http://es.epa.gov/ncer/sbir/success/pdf/hydrogen.pdf">http://es.epa.gov/ncer/sbir/success/pdf/hydrogen.pdf</a>	169	0.20%	117
90.	<a href="http://es.epa.gov/ncer/sbir/2000sbir.pdf">http://es.epa.gov/ncer/sbir/2000sbir.pdf</a>	169	0.20%	75
91.	<a href="http://es.epa.gov/ncer/rfa/forms/approved_budget_sheet.doc">http://es.epa.gov/ncer/rfa/forms/approved_budget_sheet.doc</a>	167	0.19%	159
92.	<a href="http://es.epa.gov/ncer/publications/overview/1999_star_waterwatershed_final.pdf">http://es.epa.gov/ncer/publications/overview/1999_star_waterwatershed_final.pdf</a>	167	0.19%	34
93.	<a href="http://es.epa.gov/ncer/publications/epa_center_reports/FinalDraft-A CEINC-NewIndicators.pdf">http://es.epa.gov/ncer/publications/epa_center_reports/FinalDraft-A CEINC-NewIndicators.pdf</a>	167	0.19%	50
94.	<a href="http://es.epa.gov/ncer/sbir/success/pdf/success_stories_old.pdf">http://es.epa.gov/ncer/sbir/success/pdf/success_stories_old.pdf</a>	165	0.19%	30
95.	<a href="http://es.epa.gov/ncer/publications/workshop/pdf/11_03_05_harwell.pdf">http://es.epa.gov/ncer/publications/workshop/pdf/11_03_05_harwell.pdf</a>	165	0.19%	37
96.	<a href="http://es.epa.gov/ncer/publications/starreport/starfive.pdf">http://es.epa.gov/ncer/publications/starreport/starfive.pdf</a>	162	0.19%	97
97.	<a href="http://es.epa.gov/ncer/science/pm/hei/Rean-part2.pdf">http://es.epa.gov/ncer/science/pm/hei/Rean-part2.pdf</a>	162	0.19%	15

	<b>Downloaded Files</b>	<b>Downloads</b>	<b>% Downloads</b>	<b>Visits</b>
98.	<a href="http://es.epa.gov/ncer/publications/meetings/10_26_05/b33westerhoff.pdf">http://es.epa.gov/ncer/publications/meetings/10_26_05/b33westerhoff.pdf</a>	160	0.18%	37
99.	<a href="http://es.epa.gov/ncer/publications/workshop/pdf/11_03_05_lamberson.pdf">http://es.epa.gov/ncer/publications/workshop/pdf/11_03_05_lamberson.pdf</a>	160	0.18%	40
100.	<a href="http://es.epa.gov/ncer/publications/meetings/8-23-2005/Black_355_d1.pdf">http://es.epa.gov/ncer/publications/meetings/8-23-2005/Black_355_d1.pdf</a>	157	0.18%	28
101.	<a href="http://es.epa.gov/ncer/biodiversity/pubs/ann_vol27_247.pdf">http://es.epa.gov/ncer/biodiversity/pubs/ann_vol27_247.pdf</a>	156	0.18%	117
102.	<a href="http://es.epa.gov/ncer/publications/nano/pdf/lamNT-Tox-EPA-NSF-Talk-Breviated.pdf">http://es.epa.gov/ncer/publications/nano/pdf/lamNT-Tox-EPA-NSF-Talk-Breviated.pdf</a>	156	0.18%	57
103.	<a href="http://es.epa.gov/ncer/publications/workshop/pdf/EE-0484-04.pdf">http://es.epa.gov/ncer/publications/workshop/pdf/EE-0484-04.pdf</a>	155	0.18%	43
104.	<a href="http://es.epa.gov/ncer/publications/nano/pdf/sailor2003_EPA_sailor.pdf">http://es.epa.gov/ncer/publications/nano/pdf/sailor2003_EPA_sailor.pdf</a>	151	0.17%	55
105.	<a href="http://es.epa.gov/ncer/publications/nano/pdf/Zhang.pdf">http://es.epa.gov/ncer/publications/nano/pdf/Zhang.pdf</a>	151	0.17%	29
106.	<a href="http://es.epa.gov/ncer/publications/science_forum/posters/pdf/2004_callard.pdf">http://es.epa.gov/ncer/publications/science_forum/posters/pdf/2004_callard.pdf</a>	151	0.17%	127
107.	<a href="http://es.epa.gov/ncer/publications/meetings/11-30-2005/Rochester_PM_Center_Kickoff.pdf">http://es.epa.gov/ncer/publications/meetings/11-30-2005/Rochester_PM_Center_Kickoff.pdf</a>	150	0.17%	39
108.	<a href="http://es.epa.gov/ncer/publications/staff/HSRC_rem.pdf">http://es.epa.gov/ncer/publications/staff/HSRC_rem.pdf</a>	150	0.17%	97
109.	<a href="http://es.epa.gov/ncer/science/endocrine/pdf/workshop06/lazorchak.pdf">http://es.epa.gov/ncer/science/endocrine/pdf/workshop06/lazorchak.pdf</a>	149	0.17%	27
110.	<a href="http://es.epa.gov/ncer/publications/workshop/pdf/11_03_05_hargreaves.pdf">http://es.epa.gov/ncer/publications/workshop/pdf/11_03_05_hargreaves.pdf</a>	149	0.17%	28
111.	<a href="http://es.epa.gov/ncer/publications/workshop/pdf/EE-0497-04.pdf">http://es.epa.gov/ncer/publications/workshop/pdf/EE-0497-04.pdf</a>	148	0.17%	38
112.	<a href="http://es.epa.gov/ncer/publications/workshop/pdf/10_20_05_diallo_mamadou.pdf">http://es.epa.gov/ncer/publications/workshop/pdf/10_20_05_diallo_mamadou.pdf</a>	142	0.16%	40
113.	<a href="http://es.epa.gov/ncer/sbir/success/pdf/vehicle.pdf">http://es.epa.gov/ncer/sbir/success/pdf/vehicle.pdf</a>	141	0.16%	116
114.	<a href="http://es.epa.gov/ncer/publications/epa_center_reports/FinalOutput_EaGLENewTools2005.pdf">http://es.epa.gov/ncer/publications/epa_center_reports/FinalOutput_EaGLENewTools2005.pdf</a>	140	0.16%	62
115.	<a href="http://es.epa.gov/ncer/fellow/fellow_news_letter.pdf">http://es.epa.gov/ncer/fellow/fellow_news_letter.pdf</a>	140	0.16%	73
116.	<a href="http://es.epa.gov/ncer/p3/p3_factsheet.pdf">http://es.epa.gov/ncer/p3/p3_factsheet.pdf</a>	140	0.16%	112
117.	<a href="http://es.epa.gov/ncer/publications/meetings/8-18-04/pdf/wilfred_chen_aug_20.pdf">http://es.epa.gov/ncer/publications/meetings/8-18-04/pdf/wilfred_chen_aug_20.pdf</a>	137	0.16%	33
118.	<a href="http://es.epa.gov/ncer/publications/workshop/nsf_epa.pdf">http://es.epa.gov/ncer/publications/workshop/nsf_epa.pdf</a>	136	0.16%	40
119.	<a href="http://es.epa.gov/ncer/rfa/forms/sf424i_instructions.pdf">http://es.epa.gov/ncer/rfa/forms/sf424i_instructions.pdf</a>	136	0.16%	115
120.	<a href="http://es.epa.gov/ncer/nano/lectures/shull_06_27_05_presentation.pdf">http://es.epa.gov/ncer/nano/lectures/shull_06_27_05_presentation.pdf</a>	135	0.16%	28

	<b>Downloaded Files</b>	<b>Downloads</b>	<b>% Downloads</b>	<b>Visits</b>
121.	<a href="http://es.epa.gov/ncer/publications/handouts/ncer_flyer.pdf">http://es.epa.gov/ncer/publications/handouts/ncer_flyer.pdf</a>	134	0.15%	83
122.	<a href="http://es.epa.gov/ncer/publications/workshop/pdf/EE-0497-01.pdf">http://es.epa.gov/ncer/publications/workshop/pdf/EE-0497-01.pdf</a>	134	0.15%	31
123.	<a href="http://es.epa.gov/ncer/publications/workshop/pdf/EE-0492-01.pdf">http://es.epa.gov/ncer/publications/workshop/pdf/EE-0492-01.pdf</a>	132	0.15%	44
124.	<a href="http://es.epa.gov/ncer/publications/workshop/pdf/10_20_05_tratnyet_paul.pdf">http://es.epa.gov/ncer/publications/workshop/pdf/10_20_05_tratnyet_paul.pdf</a>	130	0.15%	33
125.	<a href="http://es.epa.gov/ncer/publications/workshop/regscalprw00.pdf">http://es.epa.gov/ncer/publications/workshop/regscalprw00.pdf</a>	130	0.15%	30
126.	<a href="http://es.epa.gov/ncer/sbir/success/pdf/nanofibers.pdf">http://es.epa.gov/ncer/sbir/success/pdf/nanofibers.pdf</a>	129	0.15%	109
127.	<a href="http://es.epa.gov/ncer/publications/meetings/8-18-04/pdf/drzal_greenManf.pdf">http://es.epa.gov/ncer/publications/meetings/8-18-04/pdf/drzal_greenManf.pdf</a>	127	0.15%	26
128.	<a href="http://es.epa.gov/ncer/publications/meetings/9-15-2003/pdf/GaudianaKonarka Overview - September 8, 2003.pdf">http://es.epa.gov/ncer/publications/meetings/9-15-2003/pdf/GaudianaKonarka Overview - September 8, 2003.pdf</a>	127	0.15%	16
129.	<a href="http://es.epa.gov/ncer/publications/meetings/8-23-2005/finalsummary.pdf">http://es.epa.gov/ncer/publications/meetings/8-23-2005/finalsummary.pdf</a>	126	0.15%	115
130.	<a href="http://es.epa.gov/ncer/fellow/gro/gro_newsletter_issue2_06.pdf">http://es.epa.gov/ncer/fellow/gro/gro_newsletter_issue2_06.pdf</a>	126	0.15%	88
131.	<a href="http://es.epa.gov/ncer/publications/meetings/8-23-2005/OConnor_0825_d3.pdf">http://es.epa.gov/ncer/publications/meetings/8-23-2005/OConnor_0825_d3.pdf</a>	125	0.14%	42
132.	<a href="http://es.epa.gov/ncer/publications/starreport/starone.pdf">http://es.epa.gov/ncer/publications/starreport/starone.pdf</a>	125	0.14%	118
133.	<a href="http://es.epa.gov/ncer/publications/workshop/pdf/EE-0484-03.pdf">http://es.epa.gov/ncer/publications/workshop/pdf/EE-0484-03.pdf</a>	123	0.14%	36
134.	<a href="http://es.epa.gov/ncer/publications/overview/1997_star_eco_indicators.pdf">http://es.epa.gov/ncer/publications/overview/1997_star_eco_indicators.pdf</a>	120	0.14%	35
135.	<a href="http://es.epa.gov/ncer/rfa/forms/electronic_filing_instr.pdf">http://es.epa.gov/ncer/rfa/forms/electronic_filing_instr.pdf</a>	119	0.14%	105
136.	<a href="http://es.epa.gov/ncer/publications/workshop/cisnetprw00.pdf">http://es.epa.gov/ncer/publications/workshop/cisnetprw00.pdf</a>	118	0.14%	57
137.	<a href="http://es.epa.gov/ncer/publications/workshop/pdf/cisnet_workshop_abstracts.pdf">http://es.epa.gov/ncer/publications/workshop/pdf/cisnet_workshop_abstracts.pdf</a>	118	0.14%	46
138.	<a href="http://es.epa.gov/ncer/publications/workshop/pdf/11_03_05_koonce.pdf">http://es.epa.gov/ncer/publications/workshop/pdf/11_03_05_koonce.pdf</a>	115	0.13%	24
139.	<a href="http://es.epa.gov/ncer/publications/workshop/pdf/hargreaves.pdf">http://es.epa.gov/ncer/publications/workshop/pdf/hargreaves.pdf</a>	114	0.13%	26
140.	<a href="http://es.epa.gov/ncer/sbir/success/pdf/mercury.pdf">http://es.epa.gov/ncer/sbir/success/pdf/mercury.pdf</a>	113	0.13%	102
141.	<a href="http://es.epa.gov/ncer/publications/workshop/pdf/10_20_05_kovalick_walt_plenary.pdf">http://es.epa.gov/ncer/publications/workshop/pdf/10_20_05_kovalick_walt_plenary.pdf</a>	113	0.13%	29
142.	<a href="http://es.epa.gov/ncer/publications/workshop/pdf/10_20_05_gheorghiu_florin.pdf">http://es.epa.gov/ncer/publications/workshop/pdf/10_20_05_gheorghiu_florin.pdf</a>	112	0.13%	24
143.	<a href="http://es.epa.gov/ncer/publications/meetings/9-27-2004/pdf/devlin.pdf">http://es.epa.gov/ncer/publications/meetings/9-27-2004/pdf/devlin.pdf</a>	112	0.13%	26


	<b>Downloaded Files</b>	<b>Downloads</b>	<b>% Downloads</b>	<b>Visits</b>
144.	<a href="http://es.epa.gov/ncer/nano/lectures/moore_06_06_05_presentation.pdf">http://es.epa.gov/ncer/nano/lectures/moore_06_06_05_presentation.pdf</a>	112	0.13%	47
145.	<a href="http://es.epa.gov/ncer/publications/workshop/pdf/EE-0484-07.pdf">http://es.epa.gov/ncer/publications/workshop/pdf/EE-0484-07.pdf</a>	111	0.13%	32
146.	<a href="http://es.epa.gov/ncer/publications/regions/5/pdf/finette7_14_2004.pdf">http://es.epa.gov/ncer/publications/regions/5/pdf/finette7_14_2004.pdf</a>	109	0.13%	42
147.	<a href="http://es.epa.gov/ncer/publications/overview/1997_1999_eco_indicators_synthesis.pdf">http://es.epa.gov/ncer/publications/overview/1997_1999_eco_indicators_synthesis.pdf</a>	109	0.13%	26
148.	<a href="http://es.epa.gov/ncer/rfa/forms/guidance.pdf">http://es.epa.gov/ncer/rfa/forms/guidance.pdf</a>	109	0.13%	96
149.	<a href="http://es.epa.gov/ncer/publications/meetings/8-18-04/pdf/EPA2004Goerge_Chumanov.pdf">http://es.epa.gov/ncer/publications/meetings/8-18-04/pdf/EPA2004Goerge_Chumanov.pdf</a>	108	0.12%	33
150.	<a href="http://es.epa.gov/ncer/publications/workshop/pdf/10_26_04_valuation_session1.pdf">http://es.epa.gov/ncer/publications/workshop/pdf/10_26_04_valuation_session1.pdf</a>	107	0.12%	28
151.	<a href="http://es.epa.gov/ncer/publications/meetings/9-28-2004/pdf/nel.pdf">http://es.epa.gov/ncer/publications/meetings/9-28-2004/pdf/nel.pdf</a>	105	0.12%	17
152.	<a href="http://es.epa.gov/ncer/publications/workshop/pdf/EE-0475-07.pdf">http://es.epa.gov/ncer/publications/workshop/pdf/EE-0475-07.pdf</a>	104	0.12%	30
153.	<a href="http://es.epa.gov/ncer/sbir/success/pdf/innovative.pdf">http://es.epa.gov/ncer/sbir/success/pdf/innovative.pdf</a>	104	0.12%	87
154.	<a href="http://es.epa.gov/ncer/publications/workshop/pdf/howarth.pdf">http://es.epa.gov/ncer/publications/workshop/pdf/howarth.pdf</a>	104	0.12%	30
155.	<a href="http://es.epa.gov/ncer/nano/lectures/bergeson_05_09_05.pdf">http://es.epa.gov/ncer/nano/lectures/bergeson_05_09_05.pdf</a>	104	0.12%	67
156.	<a href="http://es.epa.gov/ncer/staa/annual/2007/2007_nomination_form.doc">http://es.epa.gov/ncer/staa/annual/2007/2007_nomination_form.doc</a>	103	0.12%	86
157.	<a href="http://es.epa.gov/ncer/publications/meetings/9-28-2004/pdf/frampton.pdf">http://es.epa.gov/ncer/publications/meetings/9-28-2004/pdf/frampton.pdf</a>	103	0.12%	32
158.	<a href="http://es.epa.gov/ncer/publications/regions/5/pdf/pratt_7_14_2004.pdf">http://es.epa.gov/ncer/publications/regions/5/pdf/pratt_7_14_2004.pdf</a>	102	0.12%	36
159.	<a href="http://es.epa.gov/ncer/publications/workshop/bynd_com_sess1.pdf">http://es.epa.gov/ncer/publications/workshop/bynd_com_sess1.pdf</a>	101	0.12%	43
160.	<a href="http://es.epa.gov/ncer/publications/workshop/pdf/EE-0484-06.pdf">http://es.epa.gov/ncer/publications/workshop/pdf/EE-0484-06.pdf</a>	101	0.12%	26
161.	<a href="http://es.epa.gov/ncer/publications/overview/ecohab072406a.pdf">http://es.epa.gov/ncer/publications/overview/ecohab072406a.pdf</a>	101	0.12%	38
162.	<a href="http://es.epa.gov/ncer/sbir/success/pdf/novelliquid.pdf">http://es.epa.gov/ncer/sbir/success/pdf/novelliquid.pdf</a>	100	0.12%	86
163.	<a href="http://es.epa.gov/ncer/publications/workshop/pdf/10_20_05_kargbo_david.pdf">http://es.epa.gov/ncer/publications/workshop/pdf/10_20_05_kargbo_david.pdf</a>	100	0.12%	28
164.	<a href="http://es.epa.gov/ncer/sbir/success/pdf/membrane.pdf">http://es.epa.gov/ncer/sbir/success/pdf/membrane.pdf</a>	100	0.12%	62
165.	<a href="http://es.epa.gov/ncer/publications/meetings/8-18-04/pdf/william_trogler.pdf">http://es.epa.gov/ncer/publications/meetings/8-18-04/pdf/william_trogler.pdf</a>	100	0.12%	23
166.	<a href="http://es.epa.gov/ncer/publications/meetings/8-23-2005/Buzby_300_d2.pdf">http://es.epa.gov/ncer/publications/meetings/8-23-2005/Buzby_300_d2.pdf</a>	100	0.12%	22
167.	<a href="http://es.epa.gov/ncer/publications/starreport/starnine.pdf">http://es.epa.gov/ncer/publications/starreport/starnine.pdf</a>	100	0.12%	49

	<b>Downloaded Files</b>	<b>Downloads</b>	<b>% Downloads</b>	<b>Visits</b>
168.	<a href="http://es.epa.gov/ncer/publications/workshop/pdf/wiley.pdf">http://es.epa.gov/ncer/publications/workshop/pdf/wiley.pdf</a>	100	0.12%	26
169.	<a href="http://es.epa.gov/ncer/publications/handouts/conference_flyer.pdf">http://es.epa.gov/ncer/publications/handouts/conference_flyer.pdf</a>	99	0.11%	91
170.	<a href="http://es.epa.gov/ncer/publications/workshop/pdf/11_03_05_novotny.pdf">http://es.epa.gov/ncer/publications/workshop/pdf/11_03_05_novotny.pdf</a>	99	0.11%	32
171.	<a href="http://es.epa.gov/ncer/publications/meetings/9-28-2004/pdf/kanagy.pdf">http://es.epa.gov/ncer/publications/meetings/9-28-2004/pdf/kanagy.pdf</a>	98	0.11%	28
172.	<a href="http://es.epa.gov/ncer/publications/workshop/pdf/11_03_05_gallegos.pdf">http://es.epa.gov/ncer/publications/workshop/pdf/11_03_05_gallegos.pdf</a>	98	0.11%	27
173.	<a href="http://es.epa.gov/ncer/publications/meetings/9-27-2004/pdf/oberdorster.pdf">http://es.epa.gov/ncer/publications/meetings/9-27-2004/pdf/oberdorster.pdf</a>	97	0.11%	20
174.	<a href="http://es.epa.gov/ncer/publications/workshop/pdf/10_26_04_valuation_keynote.pdf">http://es.epa.gov/ncer/publications/workshop/pdf/10_26_04_valuation_keynote.pdf</a>	97	0.11%	34
175.	<a href="http://es.epa.gov/ncer/publications/workshop/pdf/2004_endocrine_disruptors_proceedings1.pdf">http://es.epa.gov/ncer/publications/workshop/pdf/2004_endocrine_disruptors_proceedings1.pdf</a>	96	0.11%	51
176.	<a href="http://es.epa.gov/ncer/sbir/program/report.pdf">http://es.epa.gov/ncer/sbir/program/report.pdf</a>	95	0.11%	49
177.	<a href="http://es.epa.gov/ncer/publications/factsheets/camrafinal41006.pdf">http://es.epa.gov/ncer/publications/factsheets/camrafinal41006.pdf</a>	95	0.11%	45
178.	<a href="http://es.epa.gov/ncer/publications/meetings/11-30-2005/Samet_final_EPAMtg_12_1_05.pdf">http://es.epa.gov/ncer/publications/meetings/11-30-2005/Samet_final_EPAMtg_12_1_05.pdf</a>	95	0.11%	18
179.	<a href="http://es.epa.gov/ncer/sbir/success/pdf/recovery.pdf">http://es.epa.gov/ncer/sbir/success/pdf/recovery.pdf</a>	93	0.11%	78
180.	<a href="http://es.epa.gov/ncer/publications/meetings/9-28-2004/pdf/kipen.pdf">http://es.epa.gov/ncer/publications/meetings/9-28-2004/pdf/kipen.pdf</a>	92	0.11%	25
181.	<a href="http://es.epa.gov/ncer/publications/workshop/01globalchangeprw.pdf">http://es.epa.gov/ncer/publications/workshop/01globalchangeprw.pdf</a>	92	0.11%	39
182.	<a href="http://es.epa.gov/ncer/publications/workshop/pdf/10_20_05_mach_richard.pdf">http://es.epa.gov/ncer/publications/workshop/pdf/10_20_05_mach_richard.pdf</a>	91	0.11%	24
183.	<a href="http://es.epa.gov/ncer/p3/current/instructions.pdf">http://es.epa.gov/ncer/p3/current/instructions.pdf</a>	91	0.11%	67
184.	<a href="http://es.epa.gov/ncer/p3/flyer2.pdf">http://es.epa.gov/ncer/p3/flyer2.pdf</a>	90	0.10%	83
185.	<a href="http://es.epa.gov/ncer/publications/meetings/8-18-04/pdf/wilfred_chen_2.pdf">http://es.epa.gov/ncer/publications/meetings/8-18-04/pdf/wilfred_chen_2.pdf</a>	90	0.10%	24
186.	<a href="http://es.epa.gov/ncer/publications/factsheets/gleifinal05.pdf">http://es.epa.gov/ncer/publications/factsheets/gleifinal05.pdf</a>	90	0.10%	44
187.	<a href="http://es.epa.gov/ncer/staa/annual/2007/07staacalltr.pdf">http://es.epa.gov/ncer/staa/annual/2007/07staacalltr.pdf</a>	89	0.10%	76
188.	<a href="http://es.epa.gov/ncer/sbir/success/pdf/arsenic.pdf">http://es.epa.gov/ncer/sbir/success/pdf/arsenic.pdf</a>	89	0.10%	74
189.	<a href="http://es.epa.gov/ncer/fellow/posters/ppt/anderson_2004_star.pdf">http://es.epa.gov/ncer/fellow/posters/ppt/anderson_2004_star.pdf</a>	89	0.10%	62
190.	<a href="http://es.epa.gov/ncer/publications/meetings/8-23-2005/Armstrong_150_d2.pdf">http://es.epa.gov/ncer/publications/meetings/8-23-2005/Armstrong_150_d2.pdf</a>	89	0.10%	32

	<b>Downloaded Files</b>	<b>Downloads</b>	<b>% Downloads</b>	<b>Visits</b>
191.	<a href="http://es.epa.gov/ncer/publications/workshop/pdf/EE-0472-05.pdf">http://es.epa.gov/ncer/publications/workshop/pdf/EE-0472-05.pdf</a>	88	0.10%	49
192.	<a href="http://es.epa.gov/ncer/sbir/success/pdf/highefficiency.pdf">http://es.epa.gov/ncer/sbir/success/pdf/highefficiency.pdf</a>	88	0.10%	77
193.	<a href="http://es.epa.gov/ncer/publications/meetings/8-23-2005/Glassmeyer_1025_d2.pdf">http://es.epa.gov/ncer/publications/meetings/8-23-2005/Glassmeyer_1025_d2.pdf</a>	88	0.10%	29
194.	<a href="http://es.epa.gov/ncer/publications/meetings/8-18-04/pdf/karn-nanograntees-8-04.pdf">http://es.epa.gov/ncer/publications/meetings/8-18-04/pdf/karn-nanograntees-8-04.pdf</a>	87	0.10%	31
195.	<a href="http://es.epa.gov/ncer/publications/meetings/10_26_05/p2dufour.pdf">http://es.epa.gov/ncer/publications/meetings/10_26_05/p2dufour.pdf</a>	87	0.10%	27
196.	<a href="http://es.epa.gov/ncer/fellow/gro/epa_mai_survey_report_final.pdf">http://es.epa.gov/ncer/fellow/gro/epa_mai_survey_report_final.pdf</a>	86	0.10%	85
197.	<a href="http://es.epa.gov/ncer/publications/workshop/pdf/10_20_05_gill_harch.pdf">http://es.epa.gov/ncer/publications/workshop/pdf/10_20_05_gill_harch.pdf</a>	86	0.10%	30
198.	<a href="http://es.epa.gov/ncer/publications/regions/5/pdf/an7_14_2004.pdf">http://es.epa.gov/ncer/publications/regions/5/pdf/an7_14_2004.pdf</a>	86	0.10%	32
199.	<a href="http://es.epa.gov/ncer/fellow/fellowforms.pdf">http://es.epa.gov/ncer/fellow/fellowforms.pdf</a>	86	0.10%	63
200.	<a href="http://es.epa.gov/ncer/sbir/rtp_sbir_meeting.pdf">http://es.epa.gov/ncer/sbir/rtp_sbir_meeting.pdf</a>	86	0.10%	54
	<b>Other</b>	<b>29,949</b>	<b>34.57%</b>	<b>23,263</b>
	<b>Total</b>	<b>86,645</b>	<b>100.00%</b>	<b>37,059</b>

items 1-200 of 200

**Downloaded Files - Help Card**

 **Column Definitions**

**Files**  
The path and filename of the file being analyzed.

**Downloads**  
Number of times the specified file was downloaded by a visitor. If an error occurred during a transfer, the transfer is not counted. Note that downloaded PDF files may cause an inflated count.

**Visits**  
Number of visits that accessed the specified files. A visit is a series of actions that begins when a visitor views their first page from the server, and ends when the visitor leaves the site or remains idle beyond the idle-time limit. The default idle-time limit is thirty minutes. This time limit can be changed by the system administrator.

---



### **Report Descriptions**

If you are using an SDC data source, then this report is not applicable.

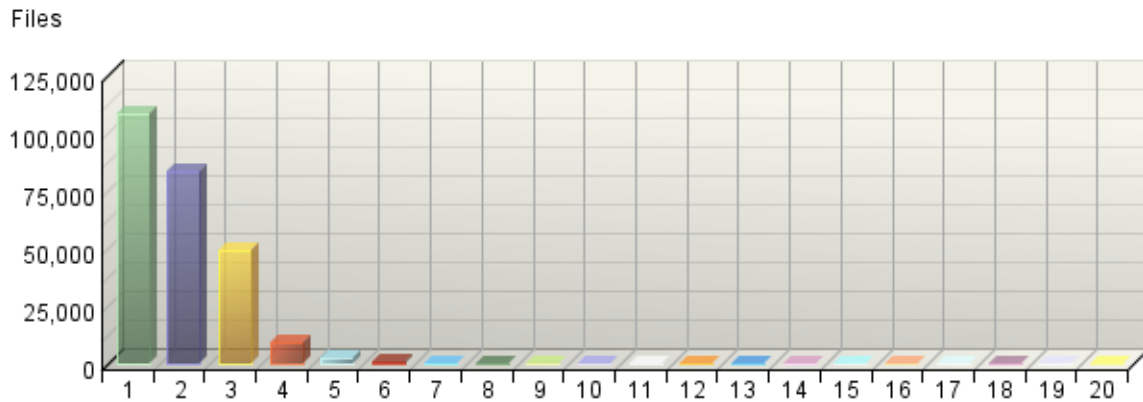
This information shows you the most popular downloadable files on your web site. Files that don't appear on the list, or appear low on the list, may require maintenance such as decreasing the file size, improving link placement, or elimination to make room for more popular content.



# Accessed File Types

This report identifies the types of files accessed on your site and the total number of kilobytes of data transferred for each file type. Cached requests and erred hits are excluded from the totals.

**Accessed File Types by Files**




**Accessed File Types**

File Type	Files	% Files	Kbytes Transferred
1. html	108,183	42.72%	4,737,488
2. pdf	83,149	32.83%	34,581,535
3. htm	48,952	19.33%	1,003,217
4. ppt	8,945	3.53%	33,885,997
5. swf	2,698	1.07%	97,759
6. doc	929	0.37%	72,237
7. wpd	107	0.04%	3,514
8. scc	102	0.04%	37
9. map	47	0.02%	9
10. mov	47	0.02%	170,969
11. mpg	27	0.01%	23,161
12. wp5	21	0.01%	698
13. eps	16	0.01%	6,610
14. hold	12	0.00%	511
15. rm	6	0.00%	15,468
16. sit	5	0.00%	90
17. jbf	3	0.00%	149
18. zip	3	0.00%	1,607

	<b>File Type</b>	<b>Files</b>	<b>% Files</b>	<b>Kbytes Transferred</b>
■	19. mp3	2	0.00%	1,322
■	20. db	1	0.00%	144
	<b>Total</b>	<b>253,255</b>	<b>100.00%</b>	<b>74,602,513</b>

items 1-20 of 20

**Accessed File Types - Help Card**




**Column Definitions**

**File Type**  
Identifies types of files by their file extension. For example, a file named graphic.gif is identified as type "gif."

**Files**  
Number of files of the specified type accessed by visitors to your site.

**Kbytes Transferred**  
Number of kilobytes of data transferred for all files of the specified type.

---

 **Report Descriptions**

This report provides general statistics for the type of data that visitors access on your site.

# Uploaded Files

This report identifies the most popular files uploaded from a client to your servers using FTP PUT, HTTP PUT, or HTTP POST.

## Uploaded Files

No data is available for this graph.

## Uploaded Files

No data is available for this table.

### Uploaded Files - Help Card



#### Column Definitions

##### Files

The path and filename of the uploaded file being analyzed. Uploaded files correspond to a POST entry in the web server log file. If the field names are provided, then you will find the uploaded files listed in the METHOD field.

##### Visits

Number of visits to your site where the specified file was uploaded to your servers. A visit is a series of actions that begins when a visitor views their first page from the server, and ends when the visitor leaves the site or remains idle beyond the idle-time limit. The default idle-time limit is thirty minutes. This time limit can be changed by the system administrator.

##### Uploads

Number of times the specified file was uploaded to your site. If an error occurred during a transfer, the transfer is not counted.



#### Report Descriptions

If you are using an SDC data source, then this report is not applicable.

This report presents information on files that were uploaded to your servers during the period of the report. You may want to run virus scans on uploaded files.