

## NCER Monthly Statistics

Monthly View: April 2006

April 1, 2006 12:00:00 AM – April 30, 2006 11:59:59 PM

This report was generated by WebTrends 7 - Enterprise, Version: 7.5, Build: 16366 .  
Tuesday, June 6, 2006 9:05:36 AM  
Final report conversion by WebTrends Report Exporter, Version 7.5 (build 16363)

*Copyright (C) 1996-2005 WebTrends Inc. All rights reserved.*

# Table of Contents

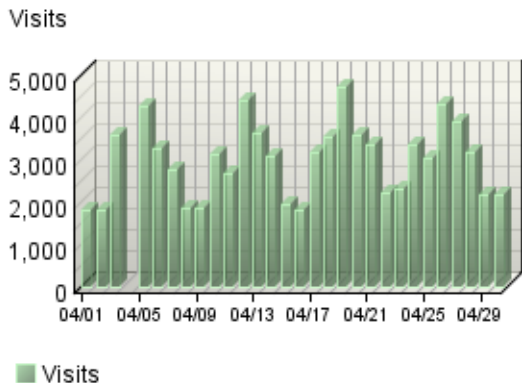
Overview Dashboard .....	1
Visitors Dashboard .....	3
Pages Dashboard .....	6
Navigation Dashboard .....	8
Technical Dashboard .....	9
Activity Dashboard .....	11
Browsers and Platforms Dashboard .....	13
Visitors Dashboard .....	15
Top Visitors .....	18
New vs. Return Visits .....	26
Visitors by Number of Visits .....	28
Visitors Trend .....	30
Visits Trend .....	36
Organizations .....	38
Authenticated Usernames .....	57
Domain Names .....	59
Top-Level Domain Types .....	63
Geography Dashboard .....	66
Regions .....	67
Countries .....	69
North American States and Provinces .....	73
Cities .....	76
Pages Dashboard .....	80
Pages .....	82
Content Groups .....	91
Directories .....	93
Files Dashboard .....	96

Downloaded Files .....	97
Accessed File Types .....	103
Uploaded Files .....	105

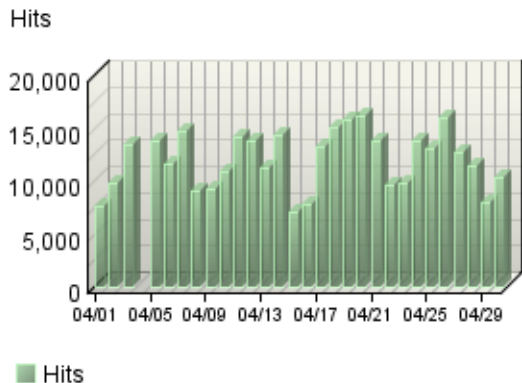
# Overview Dashboard

This displays key graphs and tables that provide an overview of the entire report. When viewing through the on-demand interface, you can click on the title of a graph or table to navigate to the corresponding page.

**Visits Trend**



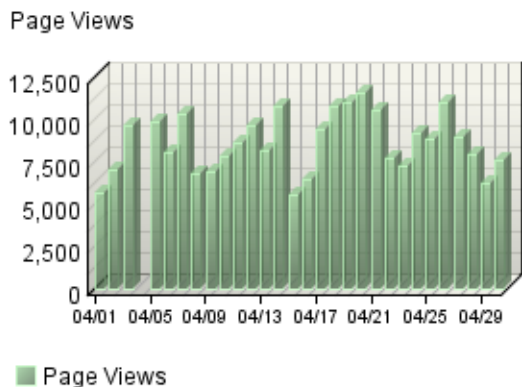
**Hits Trend**



**Visitor Summary**

Visitors	35,377
Visitors Who Visited Once	28,998
Visitors Who Visited More Than Once	6,379
Average Visits per Visitor	2.46

**Page Views Trend**



**Visit Summary**

Visits	87,097
Average per Day	2,903
Average Visit Duration	00:10:11
Median Visit Duration	00:01:30
International Visits	15.66%
Visits of Unknown Origin	0.00%
Visits from Your Country: United States (US)	84.34%

**Hit Summary**

Successful Hits for Entire Site	347,812
Average Hits per Day	11,593
Home Page Hits	4,744

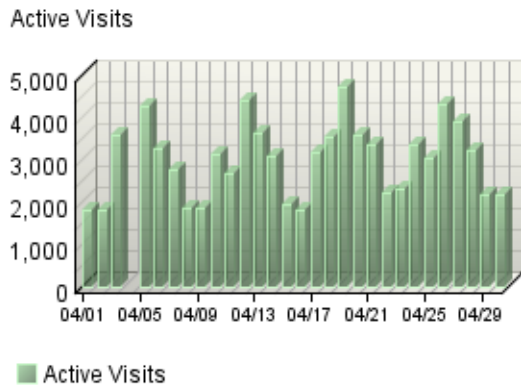
**Page View Summary**

Page Views	249,852
Average per Day	8,328
Average Page Views per Visit	2.87

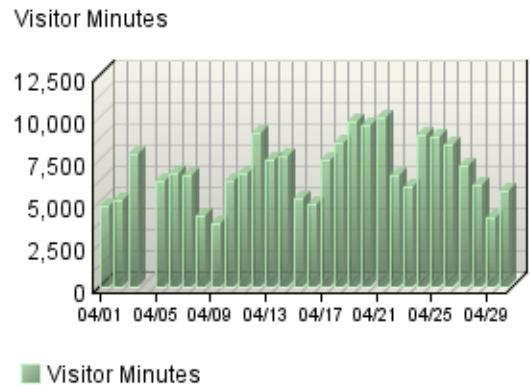
# Visitors Dashboard

This displays key graphs and tables that provide an overview of the Visitors chapter. When viewing through the on-demand interface, you can click on the title of a graph or table to navigate to the corresponding page.

**Active Visits Trend**



**Visitor Minutes Trend**



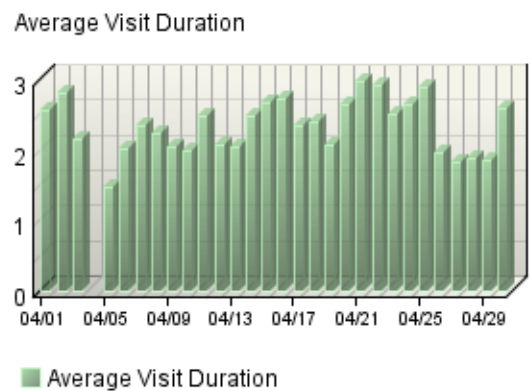
**Visitor Summary**

Visitors	35,377
Visitors Who Visited Once	28,998
Visitors Who Visited More Than Once	6,379
Average Visits per Visitor	2.46

**Visit Summary**

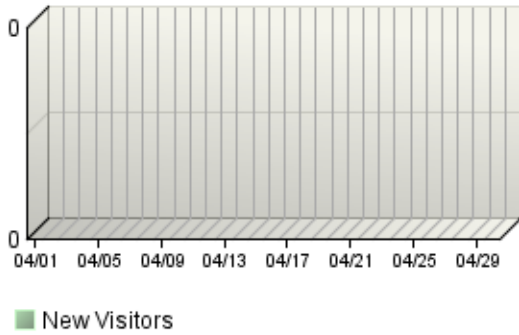
Visits	87,097
Average per Day	2,903
Average Visit Duration	00:10:11
Median Visit Duration	00:01:30
International Visits	15.66%
Visits of Unknown Origin	0.00%
Visits from Your Country: United States (US)	84.34%

**Average Length of Visit Trend**



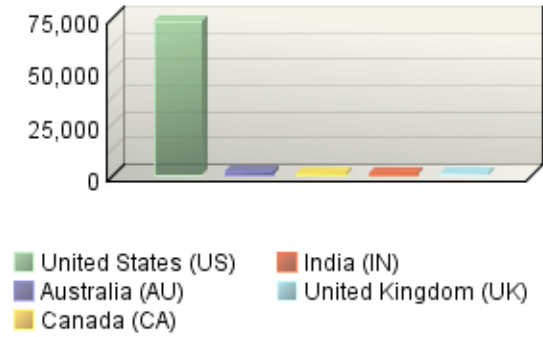
### New Visitors Trend

New Visitors



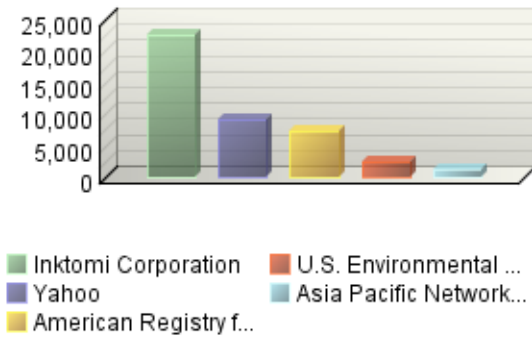
### Countries

Visits



### Organizations

Visits

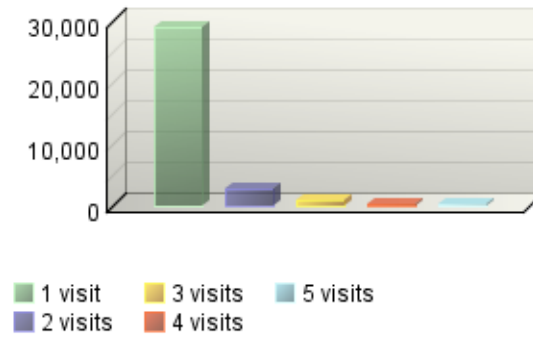


### Authenticated Usernames

No data is available for this graph.

### Visitors by Number of Visits

Visitors



### New vs. Return Visits

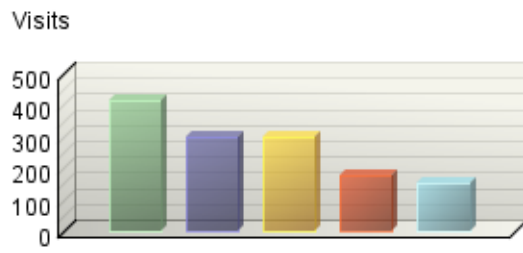
Visits



Returning Visitors



### Top Visitors

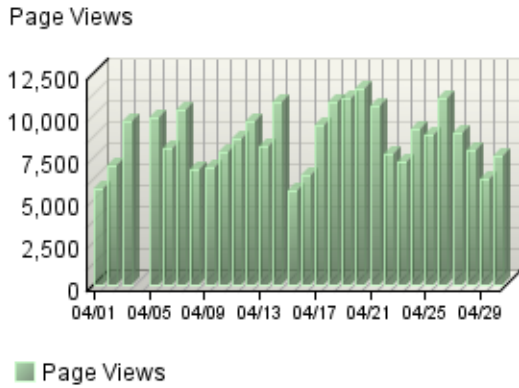


msnbot.msn.com\_...    crawl1.exabot.com\_...  
crawl2.cosmixcorp.c...    209.241.144.34\_Mo...  
crawl1.cosmixcorp.c...

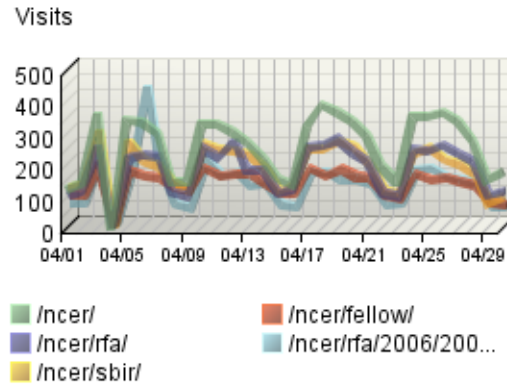
# Pages Dashboard

This displays key graphs and tables that provide an overview of the Pages chapter. When viewing through the on-demand interface, you can click on the title of a graph or table to navigate to the corresponding page.

**Page Views Trend**



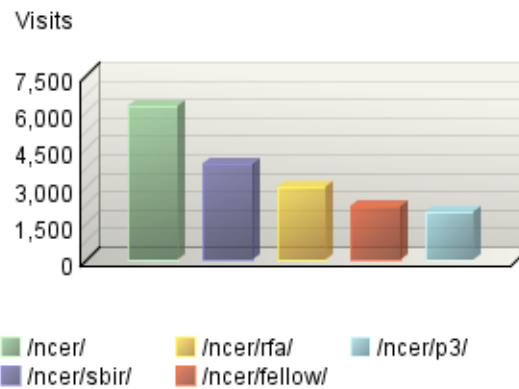
**Pages Trend**



**Content Groups**

No data is available for this graph.

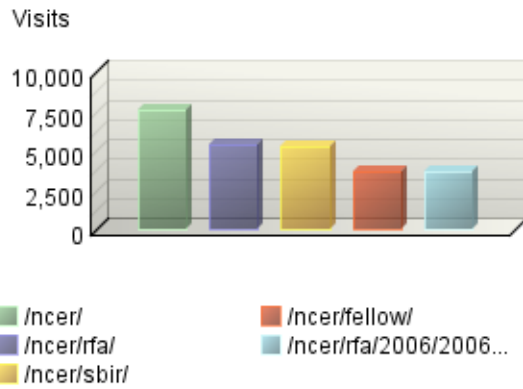
**Entry Pages**



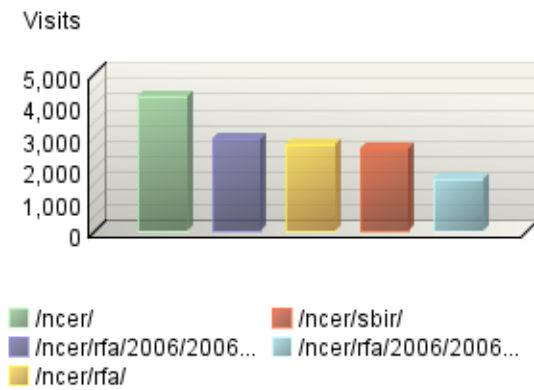
**Page View Summary**

Page Views	249,852
Average per Day	8,328
Average Page Views per Visit	2.87

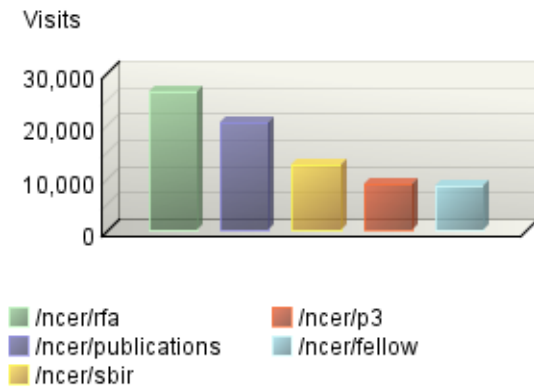
### Pages



### Exit Pages



### Directories

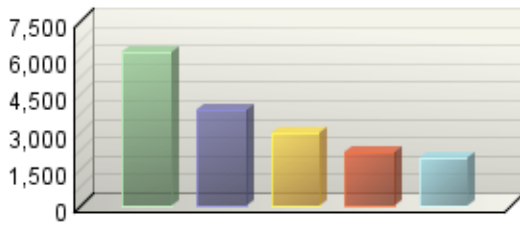


# Navigation Dashboard

This dashboard summarizes important information related to online navigation.

## Entry Pages

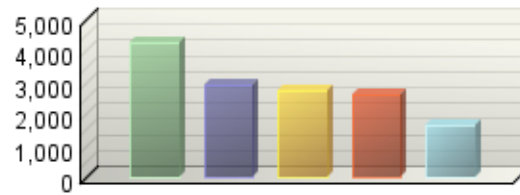
Visits



**/ncer/**      **/ncer/rfa/**      **/ncer/p3/**  
**/ncer/sbir/**      **/ncer/fellow/**

## Exit Pages

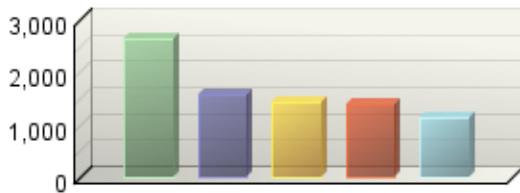
Visits



**/ncer/**      **/ncer/sbir/**  
**/ncer/rfa/2006/2006...**      **/ncer/rfa/2006/2006...**  
**/ncer/rfa/**

## Single-Page Visits

Visits



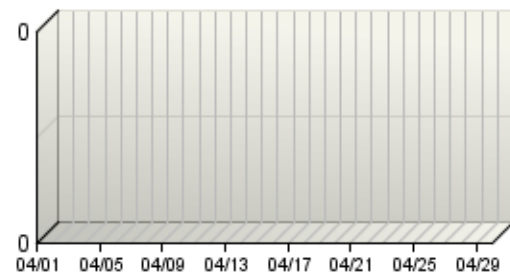
**/ncer/**      **/ncer/sbir/**  
**/ncer/rfa/**      **/ncer/rfa/2006/2006...**  
**/ncer/rfa/2006/2006...**

# Technical Dashboard

This dashboard summarizes important information related to online technical activity.

## Average Time to Serve Pages

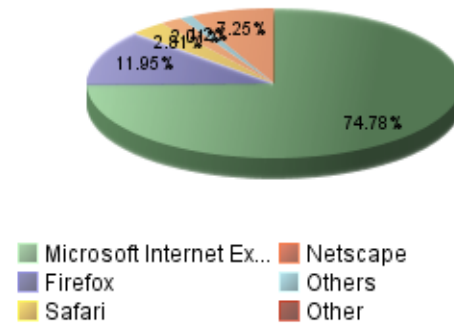
Average Time to Serve



■ Average Time to Serve

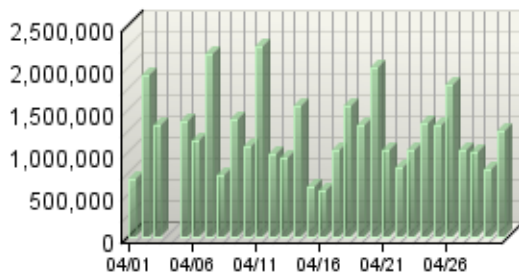
## Browsers by Version

Visits



## Bandwidth: Kbytes Transferred Trend

Kbytes Transferred

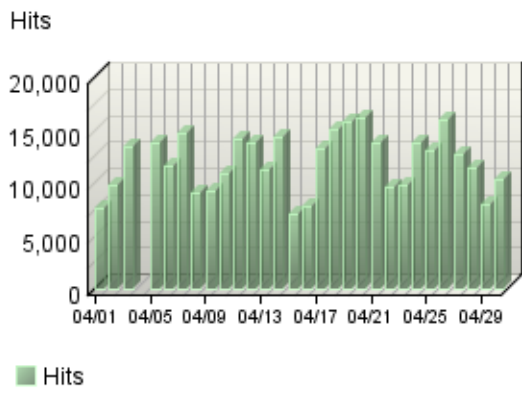


■ Kbytes Transferred

## Technical Summary

Total Hits	392,212
Successful Hits	347,812
Successful Hits (as Percent)	88.68%
Failed Hits	44,400
Failed Hits (as Percent)	11.32%
Cached Hits	90,024
Cached Hits (as Percent)	22.95%

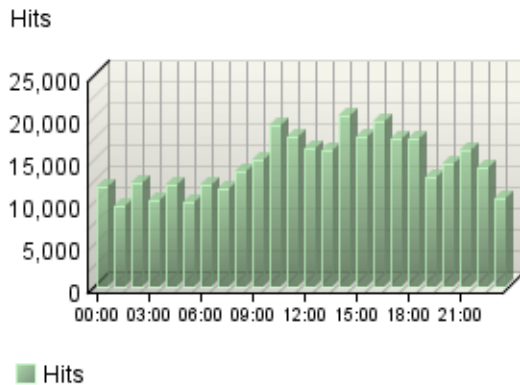
### Hits Trend



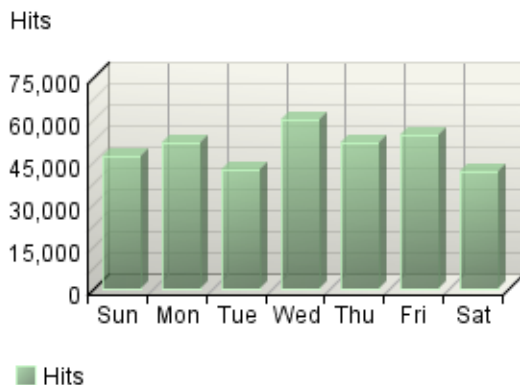
# Activity Dashboard

This displays key graphs and tables that provide an overview of the Activity chapter. When viewing through the on-demand interface, you can click on the title of a graph or table to navigate to the corresponding page.

**Hits by Hour of the Day**



**Hits by Day of the Week**



**Most Active Summary**

Most Active Date	4/20/06
Number of Hits on Most Active Date	16,110
Most Active Day of the Week	Wednesday
Most Active Hour of the Day	14:00-14:59

**Least Active Summary**

Least Active Date	4/15/06
Number of Hits on Least Active Date	7,101
Least Active Day of the Week	Saturday
Least Active Hour of the Day	01:00-01:59

**Activity on Weekdays Summary**

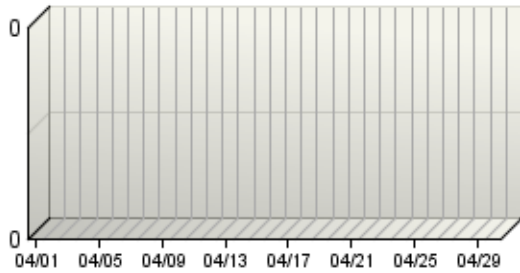
Total Hits Weekdays	259,573
Total Visits Weekdays	67,034
Average Number of Visits per day on Weekdays	3,528
Average Number of Hits per day on Weekdays	13,661

**Activity on Weekends Summary**

Total Hits Weekend	88,239
Total Visits Weekend	20,063
Average Number of Visits per Weekend	4,012
Average Number of Hits per Weekend	17,647

### Average Time to Serve Pages

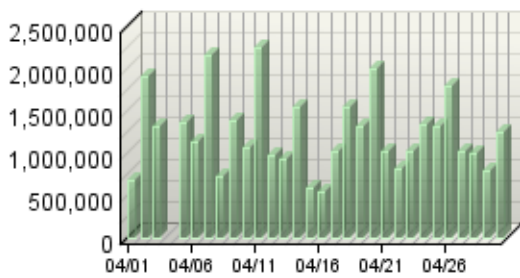
Average Time to Serve



■ Average Time to Serve

### Bandwidth: Kbytes Transferred Trend

Kbytes Transferred



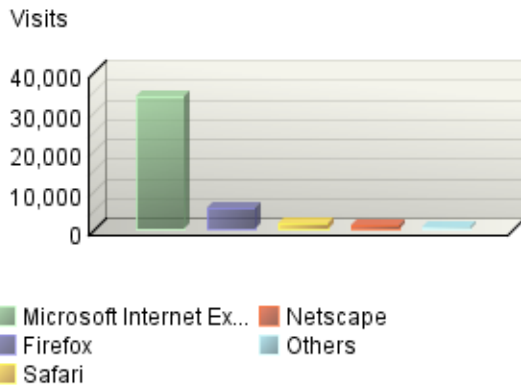
■ Kbytes Transferred



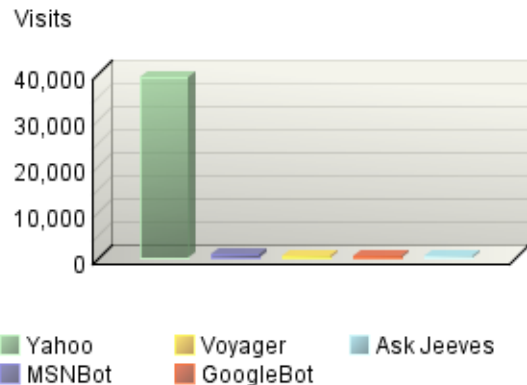
# Browsers and Platforms Dashboard

This displays key graphs and tables that provide an overview of the Browsers and Platforms chapter. When viewing through the on-demand interface, you can click on the title of a graph or table to navigate to the corresponding page.

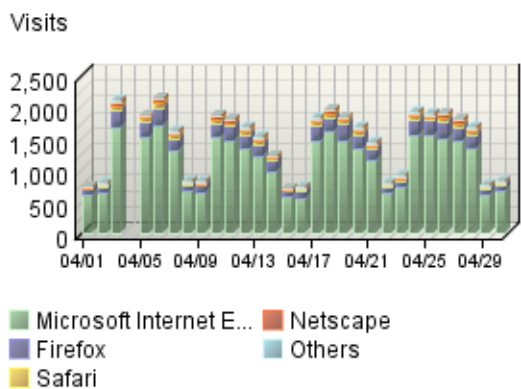
## Browsers



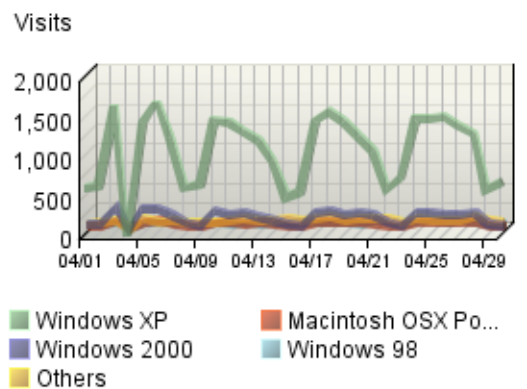
## Spiders



## Browsers Trend



## Platforms Trend



## WAP Devices

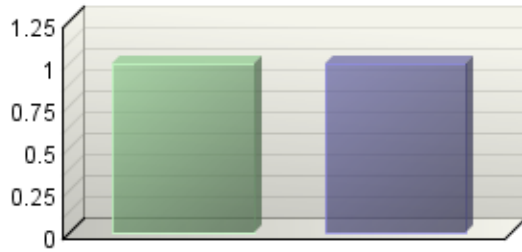
No data is available for this graph.

## Palm Devices

No data is available for this graph.

### WAP Browsers

Visits



Motorola WAP

Nokia WAP Browser

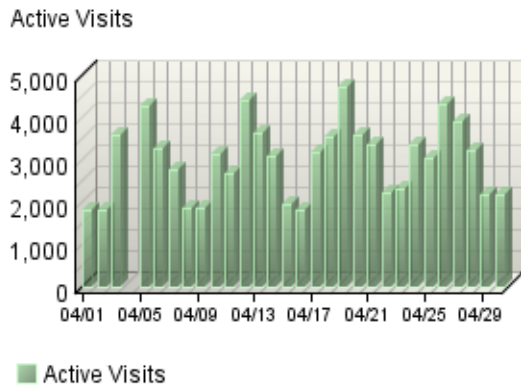
### Palm Browsers

No data is available for this graph.

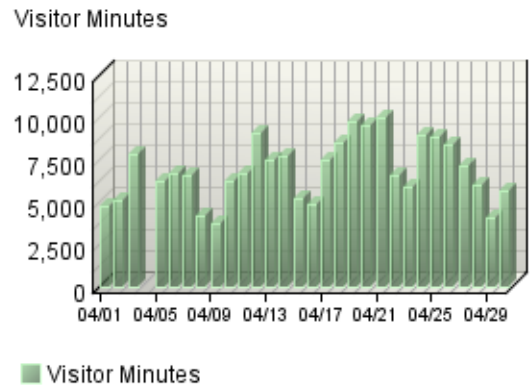
# Visitors Dashboard

This displays key graphs and tables that provide an overview of the Visitors chapter. When viewing through the on-demand interface, you can click on the title of a graph or table to navigate to the corresponding page.

**Active Visits Trend**



**Visitor Minutes Trend**



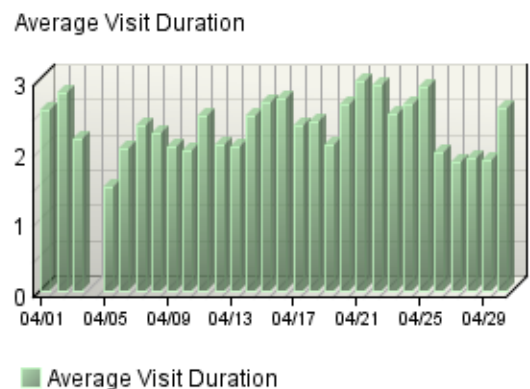
**Visitor Summary**

Visitors	35,377
Visitors Who Visited Once	28,998
Visitors Who Visited More Than Once	6,379
Average Visits per Visitor	2.46

**Visit Summary**

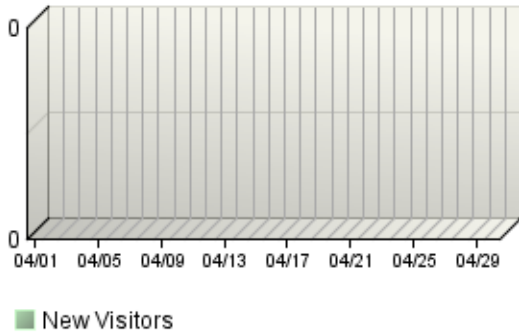
Visits	87,097
Average per Day	2,903
Average Visit Duration	00:10:11
Median Visit Duration	00:01:30
International Visits	15.66%
Visits of Unknown Origin	0.00%
Visits from Your Country: United States (US)	84.34%

**Average Length of Visit Trend**



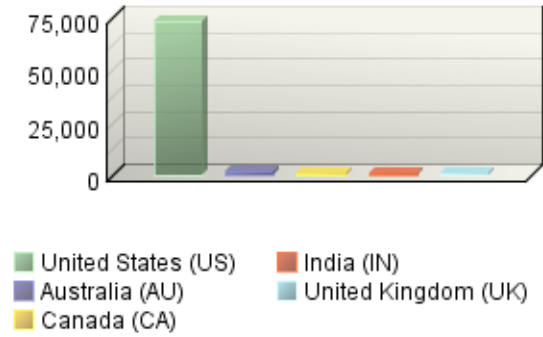
### New Visitors Trend

New Visitors



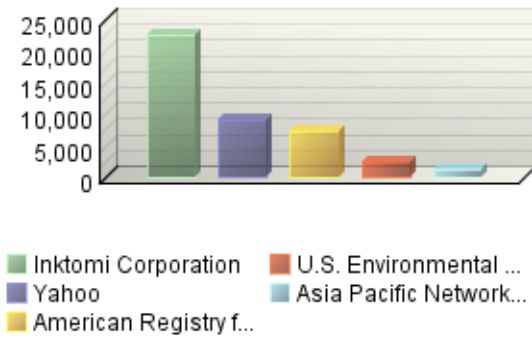
### Countries

Visits



### Organizations

Visits

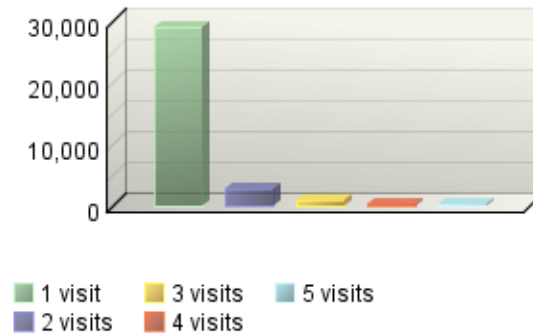


### Authenticated Usernames

No data is available for this graph.

### Visitors by Number of Visits

Visitors



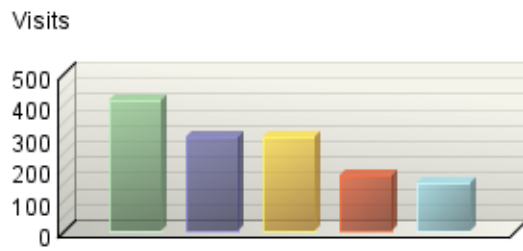
### New vs. Return Visits

Visits



Returning Visitors

### Top Visitors

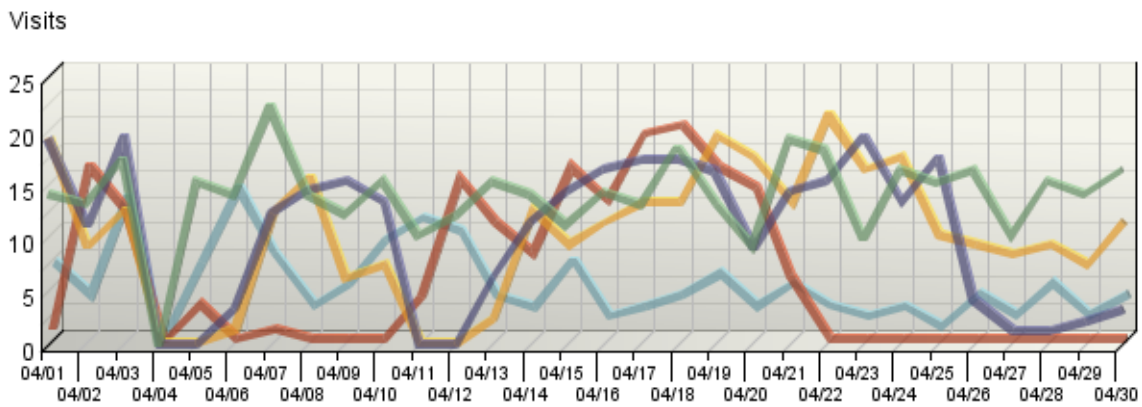


msnbot.msn.com\_...    crawl1.exabot.com\_...  
crawl2.cosmixcorp.c...    209.241.144.34\_Mo...  
crawl1.cosmixcorp.c...

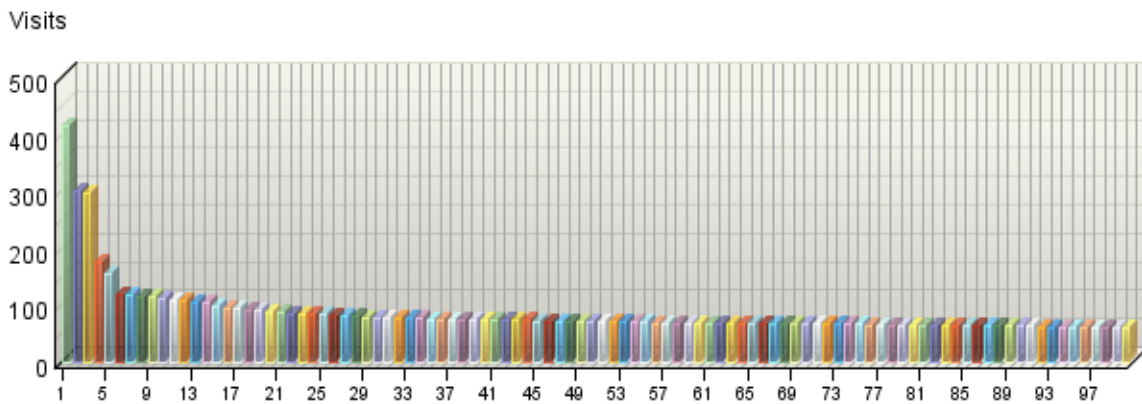
# Top Visitors

This report identifies the IP address, domain name, or cookie of each visitor, and identifies the visitor's activity level on the site. If you use cookies to track visits, WebTrends can differentiate between hits from different visitors with the same IP address.

**Top Visitors Trend**



**Top Visitors**



**Top Visitors**

	Visitor	Visits	% Visits	Hits
■ 1.	msnbot.msn.com_msnbot/1.0 (+http://search.msn.com/msnbot.htm)	414	0.48%	4,700
■ 2.	crawl2.cosmixcorp.com_voyager/1.0	301	0.35%	815
■ 3.	crawl1.cosmixcorp.com_voyager/1.0	298	0.34%	490

	<b>Visitor</b>	<b>Visits</b>	<b>% Visits</b>	<b>Hits</b>
4.	crawl1.exabot.com_Exabot/2.0	175	0.20%	383
5.	209.241.144.34_Mozilla/4.0 (compatible; MSIE 6.0; Windows NT; MS Search 4.0 Robot)	154	0.18%	2,407
6.	www.gigablast.com_Gigabot/2.0/gigablast.com/spider.html	118	0.14%	146
7.	egspd42212.ask.com_Mozilla/2.0 (compatible; Ask Jeeves/Teoma; +http://sp.ask.com/docs/about/tech_crawling.html)	117	0.13%	306
8.	lj2193.inktomisearch.com_Mozilla/5.0 (compatible; Yahoo! Slurp; http://help.yahoo.com/help/us/ysearch/slurp)	116	0.13%	153
9.	lj2303.inktomisearch.com_Mozilla/5.0 (compatible; Yahoo! Slurp; http://help.yahoo.com/help/us/ysearch/slurp)	114	0.13%	138
10.	lj2049.inktomisearch.com_Mozilla/5.0 (compatible; Yahoo! Slurp; http://help.yahoo.com/help/us/ysearch/slurp)	112	0.13%	144
11.	crawl-66-249-72-242.googlebot.com_Mozilla/5.0 (compatible; Googlebot/2.1; +http://www.google.com/bot.html)	109	0.13%	23,694
12.	198-76-172-69.cos.com_libwww-perl/5.800	107	0.12%	151
13.	lj2324.inktomisearch.com_Mozilla/5.0 (compatible; Yahoo! Slurp; http://help.yahoo.com/help/us/ysearch/slurp)	106	0.12%	114
14.	lj2478.inktomisearch.com_Mozilla/5.0 (compatible; Yahoo! Slurp; http://help.yahoo.com/help/us/ysearch/slurp)	105	0.12%	137
15.	msnbot.msn.com_msnbot/0.9 (+http://search.msn.com/msnbot.htm)	98	0.11%	675
16.	72.5.173.12_sdcresearchlabs-testbot/0.8-dev (www.shopping.com/bot.html; http://lucene.apache.org/nutch/bot.html; researchbot@shopping.com)	96	0.11%	2,183
17.	lj2528.inktomisearch.com_Mozilla/5.0 (compatible; Yahoo! Slurp; http://help.yahoo.com/help/us/ysearch/slurp)	96	0.11%	103
18.	lj2111.inktomisearch.com_Mozilla/5.0 (compatible; Yahoo! Slurp; http://help.yahoo.com/help/us/ysearch/slurp)	91	0.10%	134
19.	lj2043.inktomisearch.com_Mozilla/5.0 (compatible; Yahoo! Slurp; http://help.yahoo.com/help/us/ysearch/slurp)	91	0.10%	104
20.	lj2268.inktomisearch.com_Mozilla/5.0 (compatible; Yahoo! Slurp; http://help.yahoo.com/help/us/ysearch/slurp)	88	0.10%	109
21.	lj2527.inktomisearch.com_Mozilla/5.0 (compatible; Yahoo! Slurp; http://help.yahoo.com/help/us/ysearch/slurp)	88	0.10%	110

	Visitor	Visits	% Visits	Hits
22.	lj2471.inktomisearch.com_Mozilla/5.0 (compatible; Yahoo! Slurp; http://help.yahoo.com/help/us/ysearch/slurp)	85	0.10%	96
23.	lj2347.inktomisearch.com_Mozilla/5.0 (compatible; Yahoo! Slurp; http://help.yahoo.com/help/us/ysearch/slurp)	84	0.10%	98
24.	134.67.99.163_NLESE USEPA	84	0.10%	15,570
25.	ip55.153.adsl.wplus.ru_Mozilla/4.0 (compatible; MSIE 5.01; Windows NT 5.0)	83	0.10%	99
26.	crawl-66-249-72-206.googlebot.com_Mozilla/5.0 (compatible; Googlebot/2.1; +http://www.google.com/bot.html)	82	0.09%	17,920
27.	lj2334.inktomisearch.com_Mozilla/5.0 (compatible; Yahoo! Slurp; http://help.yahoo.com/help/us/ysearch/slurp)	81	0.09%	118
28.	lj2096.inktomisearch.com_Mozilla/5.0 (compatible; Yahoo! Slurp; http://help.yahoo.com/help/us/ysearch/slurp)	80	0.09%	100
29.	lj2352.inktomisearch.com_Mozilla/5.0 (compatible; Yahoo! Slurp; http://help.yahoo.com/help/us/ysearch/slurp)	79	0.09%	101
30.	lj2563.inktomisearch.com_Mozilla/5.0 (compatible; Yahoo! Slurp; http://help.yahoo.com/help/us/ysearch/slurp)	79	0.09%	103
31.	lj2239.inktomisearch.com_Mozilla/5.0 (compatible; Yahoo! Slurp; http://help.yahoo.com/help/us/ysearch/slurp)	79	0.09%	98
32.	lj2121.inktomisearch.com_Mozilla/5.0 (compatible; Yahoo! Slurp; http://help.yahoo.com/help/us/ysearch/slurp)	78	0.09%	100
33.	lj2031.inktomisearch.com_Mozilla/5.0 (compatible; Yahoo! Slurp; http://help.yahoo.com/help/us/ysearch/slurp)	78	0.09%	85
34.	134.67.99.162_NLESE USEPA	77	0.09%	4,022
35.	lj2380.inktomisearch.com_Mozilla/5.0 (compatible; Yahoo! Slurp; http://help.yahoo.com/help/us/ysearch/slurp)	76	0.09%	80
36.	lj2266.inktomisearch.com_Mozilla/5.0 (compatible; Yahoo! Slurp; http://help.yahoo.com/help/us/ysearch/slurp)	75	0.09%	80
37.	64.4.8.100_msnbot/1.0 (+http://search.msn.com/msnbot.htm)	75	0.09%	164
38.	lj2392.inktomisearch.com_Mozilla/5.0 (compatible; Yahoo! Slurp; http://help.yahoo.com/help/us/ysearch/slurp)	75	0.09%	97
39.	lj2292.inktomisearch.com_Mozilla/5.0 (compatible; Yahoo! Slurp; http://help.yahoo.com/help/us/ysearch/slurp)	74	0.09%	91



	<b>Visitor</b>	<b>Visits</b>	<b>% Visits</b>	<b>Hits</b>
40.	lj2314.inktomisearch.com_Mozilla/5.0 (compatible; Yahoo! Slurp; http://help.yahoo.com/help/us/ysearch/slurp)	74	0.09%	80
41.	lj2029.inktomisearch.com_Mozilla/5.0 (compatible; Yahoo! Slurp; http://help.yahoo.com/help/us/ysearch/slurp)	74	0.09%	88
42.	lj2041.inktomisearch.com_Mozilla/5.0 (compatible; Yahoo! Slurp; http://help.yahoo.com/help/us/ysearch/slurp)	73	0.08%	87
43.	lj2129.inktomisearch.com_Mozilla/5.0 (compatible; Yahoo! Slurp; http://help.yahoo.com/help/us/ysearch/slurp)	73	0.08%	102
44.	161.80.46.124_Mozilla/4.0 (compatible; MSIE 6.0; Windows NT 5.1; SV1; .NET CLR 1.1.4322; .NET CLR 2.0.50727)	73	0.08%	287
45.	lj2209.inktomisearch.com_Mozilla/5.0 (compatible; Yahoo! Slurp; http://help.yahoo.com/help/us/ysearch/slurp)	72	0.08%	78
46.	lj2154.inktomisearch.com_Mozilla/5.0 (compatible; Yahoo! Slurp; http://help.yahoo.com/help/us/ysearch/slurp)	72	0.08%	89
47.	lj2035.inktomisearch.com_Mozilla/5.0 (compatible; Yahoo! Slurp; http://help.yahoo.com/help/us/ysearch/slurp)	72	0.08%	90
48.	lj2462.inktomisearch.com_Mozilla/5.0 (compatible; Yahoo! Slurp; http://help.yahoo.com/help/us/ysearch/slurp)	72	0.08%	84
49.	207.68.146.68_msnbot/1.0 (+http://search.msn.com/msnbot.htm)	71	0.08%	209
50.	lj2107.inktomisearch.com_Mozilla/5.0 (compatible; Yahoo! Slurp; http://help.yahoo.com/help/us/ysearch/slurp)	71	0.08%	72
51.	lj2007.inktomisearch.com_Mozilla/5.0 (compatible; Yahoo! Slurp; http://help.yahoo.com/help/us/ysearch/slurp)	71	0.08%	107
52.	lj2136.inktomisearch.com_Mozilla/5.0 (compatible; Yahoo! Slurp; http://help.yahoo.com/help/us/ysearch/slurp)	71	0.08%	77
53.	fj5001.inktomisearch.com_Mozilla/5.0 (compatible; Yahoo! Slurp; http://help.yahoo.com/help/us/ysearch/slurp)	70	0.08%	125
54.	lj2373.inktomisearch.com_Mozilla/5.0 (compatible; Yahoo! Slurp; http://help.yahoo.com/help/us/ysearch/slurp)	70	0.08%	83
55.	lj2013.inktomisearch.com_Mozilla/5.0 (compatible; Yahoo! Slurp; http://help.yahoo.com/help/us/ysearch/slurp)	70	0.08%	83
56.	lj2016.inktomisearch.com_Mozilla/5.0 (compatible; Yahoo! Slurp; http://help.yahoo.com/help/us/ysearch/slurp)	69	0.08%	78

	<b>Visitor</b>	<b>Visits</b>	<b>% Visits</b>	<b>Hits</b>
57.	lj2525.inktomisearch.com_Mozilla/5.0 (compatible; Yahoo! Slurp; http://help.yahoo.com/help/us/ysearch/slurp)	69	0.08%	73
58.	lj2585.inktomisearch.com_Mozilla/5.0 (compatible; Yahoo! Slurp; http://help.yahoo.com/help/us/ysearch/slurp)	69	0.08%	84
59.	lj2009.inktomisearch.com_Mozilla/5.0 (compatible; Yahoo! Slurp; http://help.yahoo.com/help/us/ysearch/slurp)	69	0.08%	88
60.	lj2308.inktomisearch.com_Mozilla/5.0 (compatible; Yahoo! Slurp; http://help.yahoo.com/help/us/ysearch/slurp)	69	0.08%	75
61.	lj2238.inktomisearch.com_Mozilla/5.0 (compatible; Yahoo! Slurp; http://help.yahoo.com/help/us/ysearch/slurp)	69	0.08%	71
62.	lj2126.inktomisearch.com_Mozilla/5.0 (compatible; Yahoo! Slurp; http://help.yahoo.com/help/us/ysearch/slurp)	69	0.08%	79
63.	fj1010.inktomisearch.com_Mozilla/5.0 (compatible; Yahoo! Slurp; http://help.yahoo.com/help/us/ysearch/slurp)	68	0.08%	104
64.	lj2071.inktomisearch.com_Mozilla/5.0 (compatible; Yahoo! Slurp; http://help.yahoo.com/help/us/ysearch/slurp)	68	0.08%	75
65.	lj2466.inktomisearch.com_Mozilla/5.0 (compatible; Yahoo! Slurp; http://help.yahoo.com/help/us/ysearch/slurp)	68	0.08%	86
66.	lj2408.inktomisearch.com_Mozilla/5.0 (compatible; Yahoo! Slurp; http://help.yahoo.com/help/us/ysearch/slurp)	67	0.08%	71
67.	lj2499.inktomisearch.com_Mozilla/5.0 (compatible; Yahoo! Slurp; http://help.yahoo.com/help/us/ysearch/slurp)	67	0.08%	94
68.	lj2224.inktomisearch.com_Mozilla/5.0 (compatible; Yahoo! Slurp; http://help.yahoo.com/help/us/ysearch/slurp)	67	0.08%	85
69.	lj2246.inktomisearch.com_Mozilla/5.0 (compatible; Yahoo! Slurp; http://help.yahoo.com/help/us/ysearch/slurp)	67	0.08%	92
70.	lj2098.inktomisearch.com_Mozilla/5.0 (compatible; Yahoo! Slurp; http://help.yahoo.com/help/us/ysearch/slurp)	67	0.08%	77
71.	lj2086.inktomisearch.com_Mozilla/5.0 (compatible; Yahoo! Slurp; http://help.yahoo.com/help/us/ysearch/slurp)	67	0.08%	76
72.	lj2000.inktomisearch.com_Mozilla/5.0 (compatible; Yahoo! Slurp; http://help.yahoo.com/help/us/ysearch/slurp)	66	0.08%	81

	<b>Visitor</b>	<b>Visits</b>	<b>% Visits</b>	<b>Hits</b>
73.	lj2556.inktomisearch.com_Mozilla/5.0 (compatible; Yahoo! Slurp; http://help.yahoo.com/help/us/ysearch/slurp)	66	0.08%	86
74.	lj2455.inktomisearch.com_Mozilla/5.0 (compatible; Yahoo! Slurp; http://help.yahoo.com/help/us/ysearch/slurp)	66	0.08%	71
75.	lj2270.inktomisearch.com_Mozilla/5.0 (compatible; Yahoo! Slurp; http://help.yahoo.com/help/us/ysearch/slurp)	66	0.08%	86
76.	lj2112.inktomisearch.com_Mozilla/5.0 (compatible; Yahoo! Slurp; http://help.yahoo.com/help/us/ysearch/slurp)	65	0.07%	73
77.	lj2435.inktomisearch.com_Mozilla/5.0 (compatible; Yahoo! Slurp; http://help.yahoo.com/help/us/ysearch/slurp)	65	0.07%	76
78.	139-122-60-69.serverpronto.com_Mozilla/4.0 (compatible; MSIE 6.0; Windows NT 5.0)	65	0.07%	107
79.	lj2591.inktomisearch.com_Mozilla/5.0 (compatible; Yahoo! Slurp; http://help.yahoo.com/help/us/ysearch/slurp)	65	0.07%	68
80.	lj2005.inktomisearch.com_Mozilla/5.0 (compatible; Yahoo! Slurp; http://help.yahoo.com/help/us/ysearch/slurp)	65	0.07%	76
81.	lj2210.inktomisearch.com_Mozilla/5.0 (compatible; Yahoo! Slurp; http://help.yahoo.com/help/us/ysearch/slurp)	64	0.07%	65
82.	205.150.150.18_Mozilla/4.0 (compatible; MSIE 6.0; Windows NT 5.1)	64	0.07%	248
83.	lj2453.inktomisearch.com_Mozilla/5.0 (compatible; Yahoo! Slurp; http://help.yahoo.com/help/us/ysearch/slurp)	64	0.07%	74
84.	lj2128.inktomisearch.com_Mozilla/5.0 (compatible; Yahoo! Slurp; http://help.yahoo.com/help/us/ysearch/slurp)	64	0.07%	70
85.	lj2318.inktomisearch.com_Mozilla/5.0 (compatible; Yahoo! Slurp; http://help.yahoo.com/help/us/ysearch/slurp)	64	0.07%	68
86.	134.67.34.12_Mozilla/4.0 (compatible; MSIE 6.0; Windows NT 5.1; SV1)	63	0.07%	373
87.	lj2582.inktomisearch.com_Mozilla/5.0 (compatible; Yahoo! Slurp; http://help.yahoo.com/help/us/ysearch/slurp)	63	0.07%	76
88.	lj2165.inktomisearch.com_Mozilla/5.0 (compatible; Yahoo! Slurp; http://help.yahoo.com/help/us/ysearch/slurp)	63	0.07%	84
89.	lj2293.inktomisearch.com_Mozilla/5.0 (compatible; Yahoo! Slurp; http://help.yahoo.com/help/us/ysearch/slurp)	63	0.07%	77

	Visitor	Visits	% Visits	Hits
90.	lj2595.inktomisearch.com_Mozilla/5.0 (compatible; Yahoo! Slurp; http://help.yahoo.com/help/us/ysearch/slurp)	63	0.07%	72
91.	lj2501.inktomisearch.com_Mozilla/5.0 (compatible; Yahoo! Slurp; http://help.yahoo.com/help/us/ysearch/slurp)	63	0.07%	66
92.	lj2384.inktomisearch.com_Mozilla/5.0 (compatible; Yahoo! Slurp; http://help.yahoo.com/help/us/ysearch/slurp)	62	0.07%	69
93.	lj2449.inktomisearch.com_Mozilla/5.0 (compatible; Yahoo! Slurp; http://help.yahoo.com/help/us/ysearch/slurp)	62	0.07%	68
94.	lj2251.inktomisearch.com_Mozilla/5.0 (compatible; Yahoo! Slurp; http://help.yahoo.com/help/us/ysearch/slurp)	62	0.07%	79
95.	lj2195.inktomisearch.com_Mozilla/5.0 (compatible; Yahoo! Slurp; http://help.yahoo.com/help/us/ysearch/slurp)	61	0.07%	74
96.	webwarper.net_msnbot/0.9 (+http://search.msn.com/msnbot.htm)	61	0.07%	308
97.	161.80.46.115_Mozilla/4.0 (compatible; MSIE 6.0; Windows NT 5.1; SV1; .NET CLR 1.1.4322; InfoPath.1; .NET CLR 2.0.50727)	61	0.07%	175
98.	lj2181.inktomisearch.com_Mozilla/5.0 (compatible; Yahoo! Slurp; http://help.yahoo.com/help/us/ysearch/slurp)	61	0.07%	63
99.	lj2571.inktomisearch.com_Mozilla/5.0 (compatible; Yahoo! Slurp; http://help.yahoo.com/help/us/ysearch/slurp)	61	0.07%	65
100.	lj2565.inktomisearch.com_Mozilla/5.0 (compatible; Yahoo! Slurp; http://help.yahoo.com/help/us/ysearch/slurp)	61	0.07%	71
<b>Subtotal for rows: 1 - 100</b>		<b>8,495</b>	<b>9.76%</b>	<b>82,236</b>
<b>Other</b>		<b>78,543</b>	<b>90.24%</b>	<b>265,388</b>
<b>Total</b>		<b>87,038</b>	<b>100.00%</b>	<b>347,624</b>

items 1-100 of 200

## Top Visitors - Help Card



### Column Definitions

#### Visitor

The IP address, domain name, or cookie of the visitor.

#### Visits

Number of times the specified visitor visited your site. A visit is a series of actions that begins when a visitor views their first page from the server, and ends when the visitor leaves the site or remains idle beyond the idle-time limit. The default idle-time limit is thirty minutes. This time limit can be changed by the system administrator.

#### Hits

Number of hits attributed to the specified visitor. Each file requested by a visitor registers as a hit. There can be several hits on each page. While the volume of hits reflects the amount of server traffic, it is not an accurate reflection of the number of pages viewed.



---

### Report Descriptions

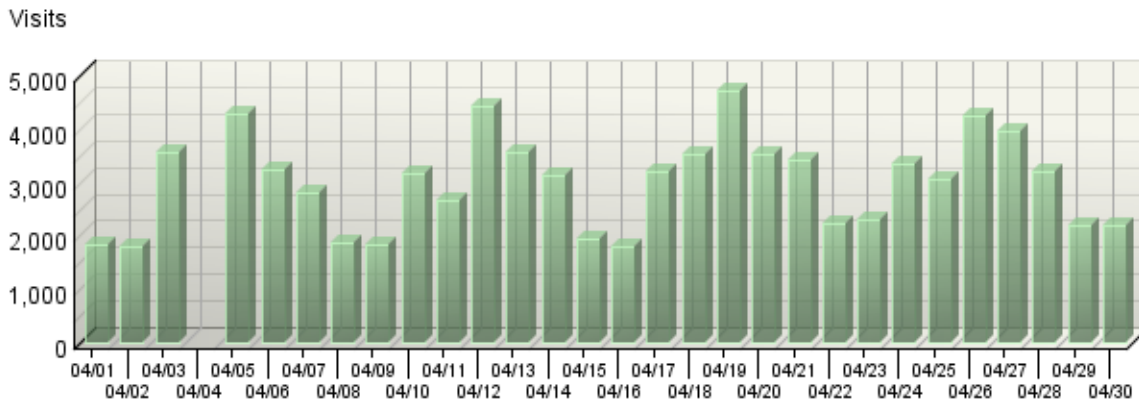
Consider the visitors who use the site most, and tailor your site to their interests and needs. If your site is an intranet, notice which employees use the site most, and find out what they like about it. You might also get feedback from those who use it the least and find out what they are looking for.

**Note:** If a visitor has a dynamic IP address, or if a group of visitors are behind a proxy server or firewall, this data might be misleading. In the case of a dynamic IP address, multiple IP addresses could be shown for a single visitor, and in the case of a firewall or proxy server, one IP address could be used by more than one visitor.

# New vs. Return Visits

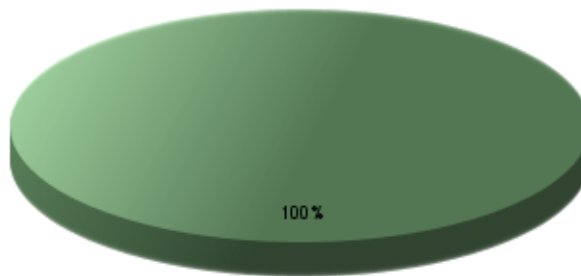
This report compares the number of visits by new and returning visitors to your site.

**New vs. Return Visits Trend**



**New vs. Return Visits**

Visits



■ Returning Visitors

**New vs. Return Visits**

Visitor Type	Visits	% Visits
■ Returning Visitors	87,038	100.00%
<b>Total</b>	<b>87,038</b>	<b>100.00%</b>

items 1-1 of 1

## New vs. Return Visits - Help Card



### Column Definitions

#### New Visitors

Visitors whose visit starts without any cookie information but acquires a cookie (or multiple cookies) during the visit. For single-page visits there is no way (without the use of SmartSource Data Collection) to distinguish a new visitor from a visitor that does not accept cookies. As a result these visits are categorized as Visitors Not Accepting Cookies.

#### Returning Visitors

Visitors who already had a cookie from your site when they visited.

#### Visitors Not Accepting Cookies

Visitors not accepting cookies from your site. There is no way to determine if these visitors are new or returning. Note that Express Analysis does not report on this information.

#### Visits

Number of visits by visitors who fit into the specified visitor category. A visit is a series of actions that begins when a visitor views their first page from the server, and ends when the visitor leaves the site or remains idle beyond the idle-time limit. The default idle-time limit is thirty minutes. This time limit can be changed by the system administrator.

#### %

Percentage of visitors who fit into the specified visitor category.



### Report Descriptions

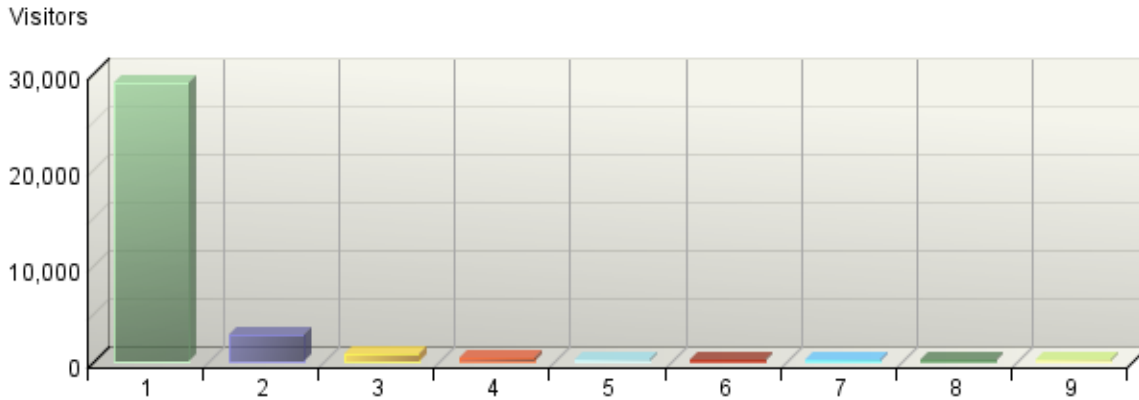
By tracking the ratio between new and return visits over a period of time, you can determine if your site is attracting enough returning visitors.

Note: This report uses only cookies to determine whether a visitor is new or returning. This information cannot therefore be correlated to visitor counts obtained using IP tracking. For example, when a visitor goes to a site that has session-based cookies but no permanent cookies, they will receive a cookie on their second hit and be labeled a new visitor. If they close their browser, wait an hour, and go back to the same site, they will have no cookies on their first hit (since the cookie they got previously was session-based) and will once again be issued a cookie on their second hit. If the site's logs are analyzed using the IP tracking method, the result is 1 unique visitor (determined using IP tracking), but 2 visits and 2 new or first-time visitors (determined using cookies).

# Visitors by Number of Visits

This report shows the distribution of visitors based on how many times each visitor visited your site.

Visitors by Number of Visits



Visitors by Number of Visits

Number of Visits	Visitors	% Visitors
1 visit	28,998	81.97%
2 visits	2,764	7.81%
3 visits	819	2.32%
4 visits	375	1.06%
5 visits	224	0.63%
6 visits	180	0.51%
7 visits	167	0.47%
8 visits	125	0.35%
9 visits	130	0.37%
<b>Other</b>	<b>1,595</b>	<b>4.51%</b>
<b>Total</b>	<b>35,377</b>	<b>100.00%</b>

items 1-9 of 9



## Visitors by Number of Visits - Help Card



### Column Definitions

#### Number of Visits

The number of visits by each visitor during the period of the report.

#### Visitors

Number of individuals who came to your site the amount of times specified in the Number of Visits column.

#### %

Percentage of visitors who came to your site the amount of times specified in the Number of Visits column.



### Report Descriptions

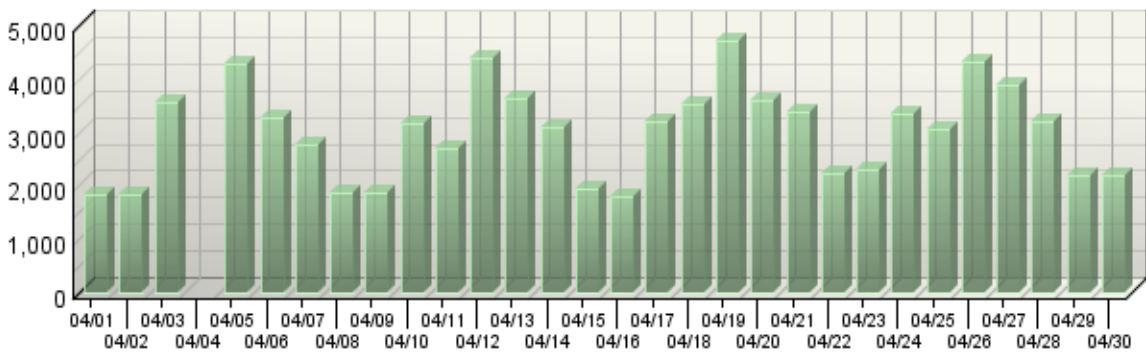
This information can indicate whether or not your site compels visitors to return. Updating web site content is one way to draw return visitors.

# Visitors Trend

This report shows how many times visitors visited your web site and how long they stayed. The information is divided into time slices based on the duration of the log file. Some visits may span more than one time interval, and will be counted in each interval where they appear. The sum of visits for all intervals may therefore exceed the total visits shown in the Overview Dashboard page.

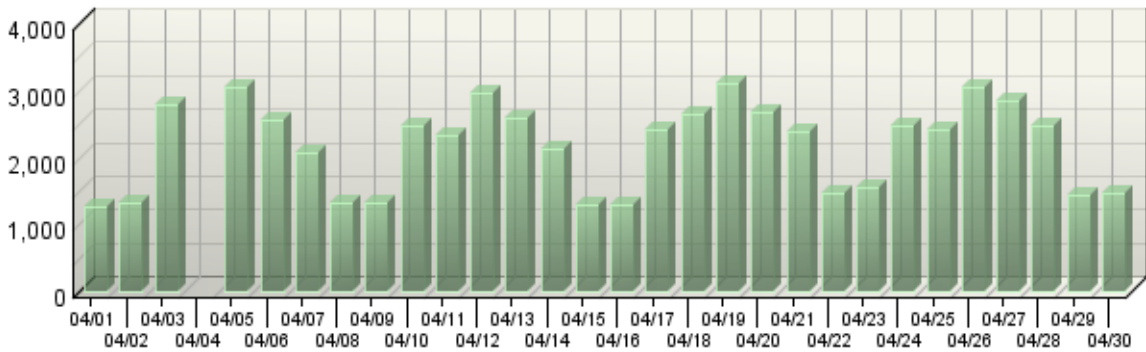
### Active Visits Trend

Active Visits



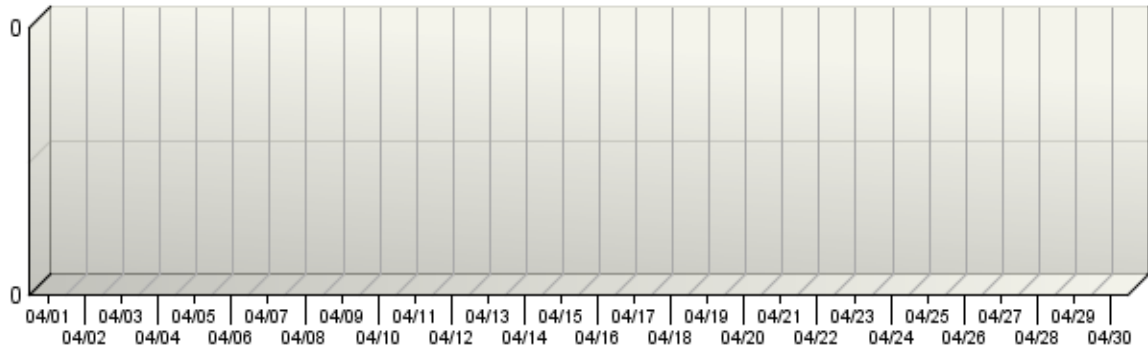
### Visitors Trend

Visitors



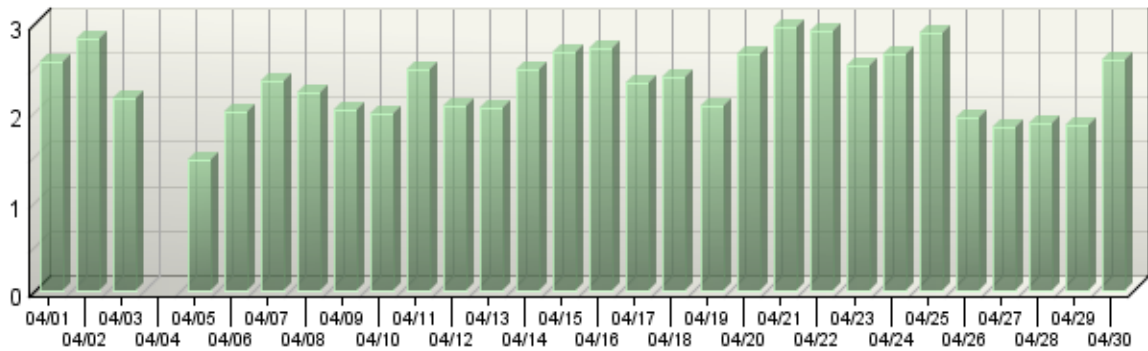
## New Visitors Trend

New Visitors



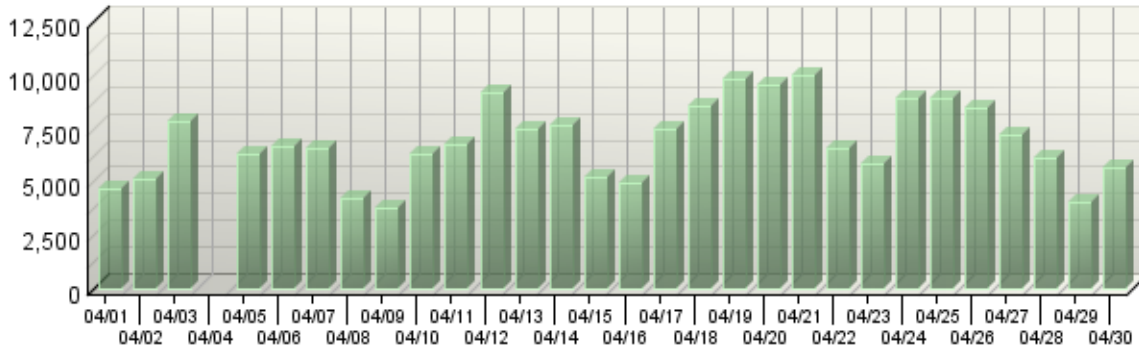
## Average Length of Visit Trend

Average Visit Duration



### Visitor Minutes Trend

Visitor Minutes



### Visitors Trend

Day	Active Visits	Visitors	New Visitors
04/01	1,838	1,276	0
04/02	1,819	1,321	0
04/03	3,579	2,795	0
04/04	0	0	0
04/05	4,265	3,052	0
04/06	3,287	2,568	0
04/07	2,787	2,065	0
04/08	1,877	1,320	0
04/09	1,861	1,330	0
04/10	3,151	2,466	0
04/11	2,695	2,324	0
04/12	4,404	2,969	0
04/13	3,635	2,576	0
04/14	3,082	2,141	0
04/15	1,946	1,296	0
04/16	1,812	1,292	0
04/17	3,199	2,411	0
04/18	3,538	2,656	0
04/19	4,713	3,121	0
04/20	3,582	2,674	0
04/21	3,368	2,391	0
04/22	2,246	1,458	0
04/23	2,320	1,550	0
04/24	3,354	2,463	0

Day	Active Visits	Visitors	New Visitors
04/25	3,052	2,428	0
04/26	4,308	3,053	0
04/27	3,894	2,846	0
04/28	3,205	2,470	0
04/29	2,195	1,451	0
04/30	2,178	1,468	0
<b>Average</b>	<b>2,906</b>	<b>2,107</b>	<b>0</b>
<b>Total</b>	<b>-</b>	<b>-</b>	<b>0</b>

items 1-30 of 30

### Visitors Trend

Day	Average Visit Duration	Visitor Minutes
04/01	00:02:34	4,719.12
04/02	00:02:49	5,152.25
04/03	00:02:10	7,791.32
04/04	00:00:00	0
04/05	00:01:28	6,301.02
04/06	00:02:01	6,671.73
04/07	00:02:21	6,564.5
04/08	00:02:14	4,222.28
04/09	00:02:02	3,802.5
04/10	00:01:59	6,267.98
04/11	00:02:29	6,736.87
04/12	00:02:04	9,139.37
04/13	00:02:03	7,501.5
04/14	00:02:29	7,683.55
04/15	00:02:40	5,213.07
04/16	00:02:43	4,935.62
04/17	00:02:20	7,495.88
04/18	00:02:24	8,526.55
04/19	00:02:04	9,771.15
04/20	00:02:39	9,549.6
04/21	00:02:58	10,026.52
04/22	00:02:55	6,567.88
04/23	00:02:31	5,863.52
04/24	00:02:39	8,927.03
04/25	00:02:54	8,858.75
04/26	00:01:57	8,435.67
04/27	00:01:50	7,202.67

Day	Average Visit Duration	Visitor Minutes
04/28	00:01:53	6,072.35
04/29	00:01:51	4,081.28
04/30	00:02:35	5,658.7
<b>Average</b>	-	<b>6,658.01</b>
<b>Total</b>	-	<b>199,740.22</b>

items 1-30 of 30

### Visitors Trend - Help Card



#### Column Definitions

##### Time Interval (hour, day, etc.)

A one-year report displays monthly time increments. A one-quarter report displays weekly time increments. A one-month report or a one-week report displays daily time increments. A daily report displays hourly time increments. An hour-long interval marked 12:00, for example, includes all activity between 12:00 and 12:59.

##### Active Visits

Number of active visits to your web site. If a visit spans multiple time intervals, it is counted in each interval. Every visit from a visitor is counted, even if the same visitor came to your web site multiple times. Also included are zero-length visits. A zero-length visit occurs when all hits for that visit are logged with the exact same time stamp.

##### Visitors

Number of individuals who visited your site during the report interval. For a daily report, if someone visits more than once, that person is counted only the first time he or she visits. Values of "-" indicate that the detailed data required is not available. This situation occurs when the Top Visitors report has reached its configured limit or when reports for the corresponding period are turned off. For non-daily reports, the visitor measure total is "-" since the same visitor can be counted in multiple intervals.

##### New Visitors

Number of visitors who had never visited your web site before.

##### Average Visit Duration

The average amount of time visitors spent at your site within the given time interval. The data is formatted as hh:mm:ss (hours:minutes:seconds). The average visit duration is calculated by dividing the value from the Visitor Minutes column by the value from the Active Visits column.

##### Visitor Minutes

Number of minutes your web site was viewed, regardless of who was viewing it.



### **Report Descriptions**

Use this page to determine which times your web site is busiest.

Daily averages cut off visits that continue into the next day, whereas weekly averages do not. Therefore, weekly averages may appear a bit longer than daily averages.

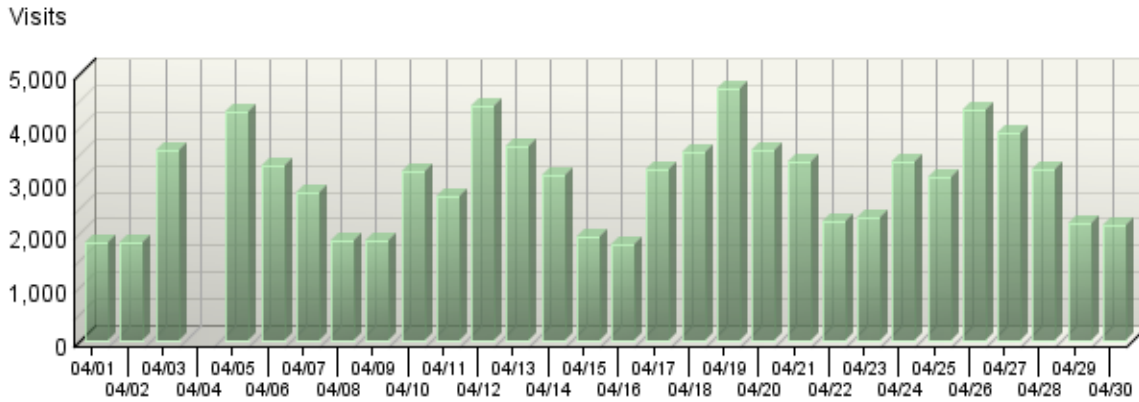
**Total** - The total for the column. Visits may span more than one time interval and are counted for each hour in this report. We therefore do not provide a total, which would be misleading.

**Average** - This row gives the average for each column.

# Visits Trend

This report shows how the number of visits to your site changes over the course of the report period.

**Visits Trend**



**Visits Trend**

Day	Visits	% Visits
04/01	1,833	2.10%
04/02	1,819	2.09%
04/03	3,574	4.10%
04/04	0	0.00%
04/05	4,265	4.90%
04/06	3,287	3.77%
04/07	2,783	3.20%
04/08	1,875	2.15%
04/09	1,860	2.14%
04/10	3,148	3.61%
04/11	2,692	3.09%
04/12	4,400	5.05%
04/13	3,631	4.17%
04/14	3,080	3.54%
04/15	1,941	2.23%
04/16	1,807	2.07%
04/17	3,195	3.67%
04/18	3,536	4.06%
04/19	4,708	5.41%



Day	Visits	% Visits
04/20	3,577	4.11%
04/21	3,363	3.86%
04/22	2,245	2.58%
04/23	2,314	2.66%
04/24	3,352	3.85%
04/25	3,046	3.50%
04/26	4,303	4.94%
04/27	3,892	4.47%
04/28	3,202	3.68%
04/29	2,193	2.52%
04/30	2,176	2.50%
<b>Total</b>	<b>87,097</b>	<b>100.00%</b>

items 1-30 of 30

### Visits Trend - Help Card



#### Column Definitions

##### Time Interval (hour, day, etc.)

A one-year report displays monthly time increments. A one-quarter report displays weekly time increments. A one-month report or a one-week report displays daily time increments. A daily report displays hourly time increments. An hour-long interval marked 12:00, for example, includes all activity between 12:00 and 12:59.

##### Visits

Number of visits to your site during the specified time interval. A visit is a series of actions that begins when a visitor views their first page from the server, and ends when the visitor leaves the site or remains idle beyond the idle-time limit. The default idle-time limit is thirty minutes. This time limit can be changed by the system administrator.

##### %

Percentage of visits to your site during the specified time interval compared with all visits to your site during the report period.



#### Report Descriptions

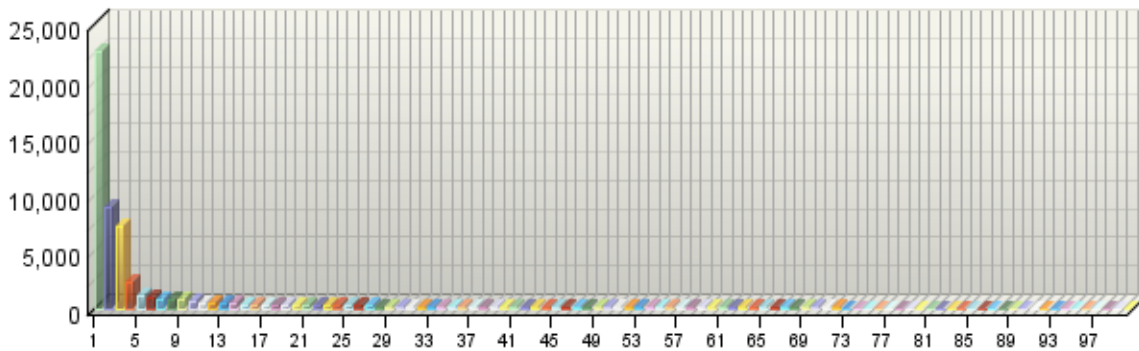
Periods of less activity can be considered good times for maintenance and content improvement.

# Organizations

If you have enabled the WebTrends GeoTrends Database for this profile, this page will list the most active companies and other organizations visiting your web site.

## Organizations

Visits



## Organizations

	Organization Domain Name	Visits	% Visits	Hits
■ 1.	Inktomi Corporation	22,691	26.05%	26,346
	<a href="#">inktomisearch.com</a>	22,691	26.05%	26,346
■ 2.	Yahoo	9,005	10.34%	15,544
	<a href="#">inktomisearch.com</a>	8,789	10.09%	10,356
	<a href="#">yahoo.com</a>	211	0.24%	5,183
	Unresolved IP Address	5	0.01%	5
■ 3.	American Registry for Internet Numbers	7,200	8.27%	15,436
	<a href="#">inktomisearch.com</a>	6,372	7.32%	7,799
	Unresolved IP Address	168	0.19%	5,396
	<a href="#">sbcglobal.net</a>	140	0.16%	524
	<a href="#">rr.com</a>	130	0.15%	435
	<a href="#">verizon.net</a>	81	0.09%	289
	<a href="#">bellsouth.net</a>	55	0.06%	149
	<a href="#">cox.net</a>	51	0.06%	152
	<a href="#">rogers.com</a>	36	0.04%	85
	<a href="#">frontiernet.net</a>	27	0.03%	172
	<a href="#">ameritech.net</a>	18	0.02%	40
	<a href="#">comcastbusiness.net</a>	15	0.02%	24

	Organization Domain Name	Visits	% Visits	Hits
	<a href="#">hawaiiantel.net</a>	13	0.01%	24
	<a href="#">maxamine.net</a>	7	0.01%	89
	<a href="#">onelinkpr.net</a>	7	0.01%	68
	<a href="#">dsl.bell.ca</a>	6	0.01%	13
	<a href="#">covad.net</a>	5	0.01%	23
	<a href="#">clearwire-dns.net</a>	5	0.01%	9
	<a href="#">centurytel.net</a>	5	0.01%	22
	<a href="#">swbell.net</a>	4	0.00%	7
	<a href="#">wildblue.net</a>	4	0.00%	4
■ 4.	U.S. Environmental Protection Agency	2,444	2.81%	29,953
	Unresolved IP Address	2,382	2.73%	29,707
	<a href="#">epa.gov</a>	62	0.07%	246
■ 5.	Asia Pacific Network Information Center, Pty. Ltd.	1,107	1.27%	1,337
	<a href="#">inktomisearch.com</a>	1,046	1.20%	1,235
	Unresolved IP Address	35	0.04%	58
	<a href="#">bigpond.net.au</a>	9	0.01%	12
	<a href="#">hcm.fpt.vn</a>	7	0.01%	9
	<a href="#">hinet.net</a>	4	0.00%	10
	<a href="#">woosh.co.nz</a>	1	0.00%	4
	<a href="#">intnet.mu</a>	1	0.00%	1
	<a href="#">ucom.ne.jp</a>	1	0.00%	5
	<a href="#">point.ne.jp</a>	1	0.00%	1
	<a href="#">iqara.net</a>	1	0.00%	1
	<a href="#">fpt.vn</a>	1	0.00%	1
■ 6.	America Online, Inc.	987	1.13%	1,472
	<a href="#">aol.com</a>	985	1.13%	1,470
	<a href="#">aoltw.net</a>	1	0.00%	1
	Unresolved IP Address	1	0.00%	1
■ 7.	Verizon Trademark Services LLC	921	1.06%	2,878
	<a href="#">verizon.net</a>	509	0.58%	1,584
	<a href="#">comcast.net</a>	127	0.15%	392
	<a href="#">pacbell.net</a>	56	0.06%	292
	<a href="#">sbcglobal.net</a>	52	0.06%	128
	<a href="#">qwest.net</a>	50	0.06%	190
	<a href="#">rr.com</a>	40	0.05%	79
	Unresolved IP Address	40	0.05%	109
	<a href="#">sprint-hsd.net</a>	20	0.02%	32
	<a href="#">charter.com</a>	18	0.02%	55
	<a href="#">compactmembrane.com</a>	3	0.00%	6

	Organization Domain Name	Visits	% Visits	Hits
	<a href="#">meditchmurphey.com</a>	1	0.00%	1
	<a href="#">mpikg-golm.mpg.de</a>	1	0.00%	1
	<a href="#">telepacific.net</a>	1	0.00%	1
	<a href="#">edrgroup.com</a>	1	0.00%	2
	<a href="#">RZ-Berlin.MPG.DE</a>	1	0.00%	1
	<a href="#">k12.va.us</a>	1	0.00%	5
■ 8.	RIPE Network Coordination Centre	825	0.95%	5,222
	Unresolved IP Address	239	0.27%	1,205
	<a href="#">nextgentel.com</a>	58	0.07%	151
	<a href="#">aol.com</a>	45	0.05%	68
	<a href="#">abo.wanadoo.fr</a>	44	0.05%	2,329
	<a href="#">adsl.skynet.be</a>	22	0.03%	56
	<a href="#">upc-a.chello.nl</a>	19	0.02%	25
	<a href="#">rima-tde.net</a>	18	0.02%	22
	<a href="#">ttnet.net.tr</a>	12	0.01%	17
	<a href="#">blueyonder.co.uk</a>	8	0.01%	13
	<a href="#">uce.ac.uk</a>	8	0.01%	9
	<a href="#">speed.planet.nl</a>	8	0.01%	16
	<a href="#">eu.int</a>	7	0.01%	72
	<a href="#">afnet.net</a>	7	0.01%	12
	<a href="#">epfl.ch</a>	7	0.01%	39
	<a href="#">ip.fastwebnet.it</a>	7	0.01%	80
	<a href="#">plus.net</a>	6	0.01%	27
	<a href="#">cust.bluewin.ch</a>	6	0.01%	7
	<a href="#">ppp.tiscali.fr</a>	6	0.01%	7
	<a href="#">upc-j.chello.nl</a>	6	0.01%	30
	<a href="#">auna.net</a>	5	0.01%	25
■ 9.	ioNET, Inc.	786	0.90%	2,217
	<a href="#">cosmixcorp.com</a>	601	0.69%	1,312
	Unresolved IP Address	101	0.12%	569
	<a href="#">allresearch.com</a>	34	0.04%	193
	<a href="#">ttemi.com</a>	26	0.03%	67
	<a href="#">nativehosting.com</a>	3	0.00%	3
	<a href="#">eheinc.com</a>	3	0.00%	4
	<a href="#">air.org</a>	3	0.00%	7
	<a href="#">ipphila.com</a>	2	0.00%	24
	<a href="#">sber.com</a>	1	0.00%	5
	<a href="#">vaughn.edu</a>	1	0.00%	3
	<a href="#">sedbud.com</a>	1	0.00%	1
	<a href="#">limestone.on.ca</a>	1	0.00%	1

	Organization Domain Name	Visits	% Visits	Hits
	<a href="#">limcollege.edu</a>	1	0.00%	3
	<a href="#">kattenlaw.com</a>	1	0.00%	1
	<a href="#">k12.nj.us</a>	1	0.00%	2
	<a href="#">cogentco.com</a>	1	0.00%	3
	<a href="#">informationexperts.com</a>	1	0.00%	4
	<a href="#">calyonusa.com</a>	1	0.00%	1
	<a href="#">clc.ca</a>	1	0.00%	1
	<a href="#">rtkl.com</a>	1	0.00%	12
■ 10.	Comcast Cable Communications, Inc.	641	0.74%	2,641
	<a href="#">comcast.net</a>	591	0.68%	2,471
	Unresolved IP Address	50	0.06%	170
■ 11.	Bell South Intellectual Property Corporation	517	0.59%	1,777
	<a href="#">bellsouth.net</a>	385	0.44%	1,095
	Unresolved IP Address	68	0.08%	294
	<a href="#">lunarpages.com</a>	27	0.03%	27
	<a href="#">shawgrp.com</a>	6	0.01%	98
	<a href="#">intercage.com</a>	5	0.01%	205
	<a href="#">bls.com</a>	2	0.00%	4
	<a href="#">metrocast.net</a>	2	0.00%	3
	<a href="#">in-addr.arpa</a>	1	0.00%	1
	<a href="#">sciperio.com</a>	1	0.00%	4
	<a href="#">zooatlanta.org</a>	1	0.00%	21
	<a href="#">cityofsebastian.org</a>	1	0.00%	2
	<a href="#">guilfordcenter.com</a>	1	0.00%	1
	<a href="#">kilpatrickstockton.com</a>	1	0.00%	1
	<a href="#">tpsd.org</a>	1	0.00%	1
	<a href="#">wwlkad.com</a>	1	0.00%	1
	<a href="#">bhsala.com</a>	1	0.00%	1
	<a href="#">nexband.com</a>	1	0.00%	2
	<a href="#">swoca.net</a>	1	0.00%	1
	<a href="#">bendership.com</a>	1	0.00%	2
	<a href="#">sblcpa.com</a>	1	0.00%	1
■ 12.	Microsoft Corp	496	0.57%	4,929
	<a href="#">msn.com</a>	416	0.48%	4,705
	Unresolved IP Address	76	0.09%	219
	<a href="#">microsoft.com</a>	4	0.00%	5
■ 13.	EXCALIBUR Group, A Time Warner Company	472	0.54%	1,323
	<a href="#">rr.com</a>	430	0.49%	1,207
	<a href="#">patmedia.net</a>	12	0.01%	26

	<b>Organization Domain Name</b>	<b>Visits</b>	<b>% Visits</b>	<b>Hits</b>
	Unresolved IP Address	5	0.01%	10
	<a href="#">techmetals.com</a>	4	0.00%	7
	<a href="#">wideopenwest.com</a>	3	0.00%	19
	<a href="#">wisptel.net</a>	3	0.00%	16
	<a href="#">sunflower.com</a>	3	0.00%	16
	<a href="#">mindspring.com</a>	3	0.00%	12
	<a href="#">clearwire-dns.net</a>	2	0.00%	2
	<a href="#">k12.wi.us</a>	1	0.00%	1
	<a href="#">onwasa.com</a>	1	0.00%	1
	<a href="#">wavecable.com</a>	1	0.00%	2
	<a href="#">eastlink.ca</a>	1	0.00%	1
	<a href="#">cavtel.net</a>	1	0.00%	1
	<a href="#">knology.net</a>	1	0.00%	1
	<a href="#">myactv.net</a>	1	0.00%	1
■ 14.	<b>Road Runner</b>	<b>452</b>	<b>0.52%</b>	<b>1,374</b>
	<a href="#">rr.com</a>	450	0.52%	1,372
	<a href="#">oha.org</a>	1	0.00%	1
	<a href="#">mybriighthouse.com</a>	1	0.00%	1
■ 15.	<b>Asia Pacific Network Information Centre</b>	<b>388</b>	<b>0.45%</b>	<b>1,859</b>
	Unresolved IP Address	164	0.19%	858
	<a href="#">touchtelindia.net</a>	50	0.06%	161
	<a href="#">hinet.net</a>	17	0.02%	38
	<a href="#">125.airtelbroadband.in</a>	15	0.02%	54
	<a href="#">net.my</a>	12	0.01%	17
	<a href="#">ntu.edu.tw</a>	10	0.01%	91
	<a href="#">bigpond.net.au</a>	8	0.01%	60
	<a href="#">ocn.ne.jp</a>	8	0.01%	243
	<a href="#">pldt.net</a>	7	0.01%	8
	<a href="#">cndata.com</a>	6	0.01%	39
	<a href="#">tmns.net.au</a>	4	0.00%	5
	<a href="#">dion.ne.jp</a>	4	0.00%	12
	<a href="#">mhlw.go.jp</a>	4	0.00%	62
	<a href="#">eth.net</a>	4	0.00%	26
	<a href="#">hcmuns.edu.vn</a>	4	0.00%	4
	<a href="#">nttpc.ne.jp</a>	3	0.00%	3
	<a href="#">plala.or.jp</a>	3	0.00%	10
	<a href="#">pacific.net.th</a>	3	0.00%	4
	<a href="#">nctu.edu.tw</a>	3	0.00%	9
	<a href="#">asianet.co.th</a>	3	0.00%	10
■ 16.	<b>Hotmail Corporation</b>	<b>385</b>	<b>0.44%</b>	<b>1,440</b>

	<b>Organization Domain Name</b>	<b>Visits</b>	<b>% Visits</b>	<b>Hits</b>
	<a href="#">phx.gbl</a>	175	0.20%	548
	Unresolved IP Address	111	0.13%	216
	<a href="#">msn.com</a>	98	0.11%	675
	<a href="#">hmdevlab.com</a>	1	0.00%	1
17.	CHARTER COMMUNICATIONS	363	0.42%	1,185
	<a href="#">charter.com</a>	350	0.40%	1,158
	Unresolved IP Address	12	0.01%	26
	<a href="#">k12.la.us</a>	1	0.00%	1
18.	Google Inc	359	0.41%	74,295
	<a href="#">googlebot.com</a>	359	0.41%	74,295
19.	Ask Jeeves Inc.	344	0.39%	1,726
	<a href="#">ask.com</a>	312	0.36%	1,692
	Unresolved IP Address	32	0.04%	34
20.	Adelphia	331	0.38%	1,020
	<a href="#">adelphia.net</a>	330	0.38%	1,019
	Unresolved IP Address	1	0.00%	1
21.	Comcast Cable Communications Holdings, Inc.	323	0.37%	935
	<a href="#">comcast.net</a>	319	0.37%	928
	Unresolved IP Address	4	0.00%	7
22.	COX COMMUNICATIONS	322	0.37%	1,186
	<a href="#">cox.net</a>	319	0.37%	1,179
	<a href="#">VEECO.com</a>	2	0.00%	4
	<a href="#">haleyaldrich.com</a>	1	0.00%	3
23.	Comcast Cable Communications	316	0.36%	927
	<a href="#">comcast.net</a>	313	0.36%	920
	Unresolved IP Address	3	0.00%	7
24.	Qwest Communications International Inc.	288	0.33%	1,035
	<a href="#">qwest.net</a>	231	0.27%	596
	Unresolved IP Address	35	0.04%	365
	<a href="#">marlinengineer.com</a>	3	0.00%	31
	<a href="#">tetonwireless.com</a>	2	0.00%	4
	<a href="#">officealternatives.com</a>	2	0.00%	8
	<a href="#">uskh.com</a>	2	0.00%	2
	<a href="#">graveslawllc.com</a>	2	0.00%	2
	<a href="#">serverpronto.com</a>	1	0.00%	3
	<a href="#">justicesystems.com</a>	1	0.00%	6
	<a href="#">jocogov.org</a>	1	0.00%	1
	<a href="#">doe.gov</a>	1	0.00%	1
	<a href="#">epsilonassociates.com</a>	1	0.00%	1

	Organization Domain Name	Visits	% Visits	Hits
	<a href="#">nationalmallfrontanddesign</a>	1	0.00%	1
	<a href="#">news-record.com</a>	1	0.00%	1
	<a href="#">criticalpower.com</a>	1	0.00%	2
	<a href="#">k12.mn.us</a>	1	0.00%	1
	<a href="#">skye-alliance.com</a>	1	0.00%	6
	<a href="#">ldmi.com</a>	1	0.00%	4
■ 25.	Cox Communications Inc.	283	0.32%	1,039
	<a href="#">cox.net</a>	282	0.32%	1,037
	<a href="#">cox-nat-1-suffieldacademy.com</a>	1	0.00%	2
■ 26.	Verizon Internet Services	280	0.32%	884
	<a href="#">verizon.net</a>	259	0.30%	809
	Unresolved IP Address	19	0.02%	70
	<a href="#">independentcan.com</a>	1	0.00%	2
	<a href="#">lrhsd.org</a>	1	0.00%	3
■ 27.	Comcast Cable Communications, Inc	254	0.29%	737
	<a href="#">comcast.net</a>	245	0.28%	719
	Unresolved IP Address	9	0.01%	18
■ 28.	UUNET Technologies, Inc.	238	0.27%	940
	Unresolved IP Address	168	0.19%	626
	<a href="#">uu.net</a>	26	0.03%	45
	<a href="#">ask.com</a>	16	0.02%	183
	<a href="#">assista.com</a>	7	0.01%	25
	<a href="#">rr.com</a>	3	0.00%	4
	<a href="#">rmtinc.com</a>	3	0.00%	38
	<a href="#">ev1servers.net</a>	2	0.00%	2
	<a href="#">shimadzu.com</a>	2	0.00%	3
	<a href="#">cableone.net</a>	2	0.00%	2
	<a href="#">geosyntec.com</a>	1	0.00%	1
	<a href="#">karibcable.com</a>	1	0.00%	2
	<a href="#">genvec.com</a>	1	0.00%	2
	<a href="#">nrdc.org</a>	1	0.00%	1
	<a href="#">mindspring.com</a>	1	0.00%	1
	<a href="#">lnt.com</a>	1	0.00%	1
	<a href="#">noaa.gov</a>	1	0.00%	1
	<a href="#">cooksonelectronics.com</a>	1	0.00%	1
	<a href="#">alter.net</a>	1	0.00%	2
■ 29.	Verizon Internet Services Inc.	236	0.27%	724
	<a href="#">verizon.net</a>	231	0.27%	705
	Unresolved IP Address	5	0.01%	19
■ 30.	CSC Holdings, Inc.	233	0.27%	735



	<b>Organization Domain Name</b>	<b>Visits</b>	<b>% Visits</b>	<b>Hits</b>
	<a href="#">optonline.net</a>	232	0.27%	734
	Unresolved IP Address	1	0.00%	1
■ 31.	PROVIDER Local Registry	233	0.27%	967
	Unresolved IP Address	95	0.11%	296
	<a href="#">ttnet.net.tr</a>	42	0.05%	190
	<a href="#">proxad.net</a>	13	0.01%	33
	<a href="#">pol.co.uk</a>	11	0.01%	13
	<a href="#">as9105.com</a>	11	0.01%	28
	<a href="#">bulldogdsl.com</a>	7	0.01%	11
	<a href="#">pool.t-online.hu</a>	6	0.01%	142
	<a href="#">customer.teleport-iabg.de</a>	5	0.01%	6
	<a href="#">blueyonder.co.uk</a>	5	0.01%	6
	<a href="#">barak-online.net</a>	5	0.01%	7
	<a href="#">vie.surfer.at</a>	4	0.00%	4
	<a href="#">planetsky.com</a>	3	0.00%	21
	<a href="#">adsl.forthnet.gr</a>	3	0.00%	8
	<a href="#">adsl.cybercity.dk</a>	2	0.00%	8
	<a href="#">adsl.tele2.no</a>	2	0.00%	2
	<a href="#">pool8538.interbusiness.it</a>	1	0.00%	11
	<a href="#">customer.medialine.cz</a>	1	0.00%	1
	<a href="#">broadband3.iol.cz</a>	1	0.00%	2
	<a href="#">lietaer.net</a>	1	0.00%	8
	<a href="#">sinam.net</a>	1	0.00%	1
■ 32.	Comcast Cable Communications, IP Services	229	0.26%	987
	<a href="#">comcast.net</a>	214	0.25%	856
	Unresolved IP Address	15	0.02%	131
■ 33.	Level 3 Communications, Inc.	209	0.24%	492
	<a href="#">Level3.net</a>	144	0.17%	383
	<a href="#">intelliseek.com</a>	27	0.03%	27
	<a href="#">lunarpages.com</a>	16	0.02%	17
	Unresolved IP Address	10	0.01%	37
	<a href="#">calacademy.org</a>	5	0.01%	10
	<a href="#">halliburton.com</a>	2	0.00%	2
	<a href="#">pathbroadband.com</a>	1	0.00%	7
	<a href="#">yahoo.com</a>	1	0.00%	1
	<a href="#">gte.net</a>	1	0.00%	6
	<a href="#">oakhall.org</a>	1	0.00%	1
	<a href="#">atmc.net</a>	1	0.00%	1
■ 34.	Latin American and Caribbean IP address Regional Registry	207	0.24%	661

	Organization Domain Name	Visits	% Visits	Hits
	Unresolved IP Address	59	0.07%	166
	<a href="#">speedy.net.pe</a>	20	0.02%	91
	<a href="#">prod-infinitum.com.mx</a>	16	0.02%	80
	<a href="#">veloxzone.com.br</a>	11	0.01%	27
	<a href="#">telesp.net.br</a>	10	0.01%	15
	<a href="#">prima.net.ar</a>	6	0.01%	6
	<a href="#">iqm.unicamp.br</a>	6	0.01%	22
	<a href="#">tsst.net.tt</a>	5	0.01%	10
	<a href="#">speedy.com.ar</a>	4	0.00%	9
	<a href="#">virtua.com.br</a>	3	0.00%	14
	<a href="#">gvt.net.br</a>	3	0.00%	4
	<a href="#">etb.net.co</a>	3	0.00%	8
	<a href="#">rc.unesp.br</a>	2	0.00%	19
	<a href="#">cable.net.co</a>	2	0.00%	4
	<a href="#">wayinternet.com.br</a>	2	0.00%	4
	<a href="#">brasiltelecom.net.br</a>	2	0.00%	10
	<a href="#">ifi.unicamp.br</a>	2	0.00%	10
	<a href="#">telecom.net.ar</a>	2	0.00%	5
	<a href="#">uninet-ide.com.mx</a>	2	0.00%	2
	<a href="#">block6_dsl.surnet.cl</a>	2	0.00%	3
■ 35.	Videsh Sanchar Nigam Ltd - India.	198	0.23%	640
	<a href="#">vsnl.net.in</a>	148	0.17%	487
	Unresolved IP Address	31	0.04%	83
	<a href="#">eth.net</a>	8	0.01%	10
	<a href="#">barc.ernet.in</a>	3	0.00%	51
	<a href="#">iip.res.in</a>	2	0.00%	3
	<a href="#">jncasr.ac.in</a>	2	0.00%	2
	<a href="#">vsnl.net</a>	1	0.00%	1
	<a href="#">ncbs.res.in</a>	1	0.00%	1
	<a href="#">ccmb.res.in</a>	1	0.00%	1
	<a href="#">wii.gov.in</a>	1	0.00%	1
■ 36.	Become Inc.	189	0.22%	479
	<a href="#">become.com</a>	189	0.22%	479
■ 37.	KOREA TELECOM	188	0.22%	482
	Unresolved IP Address	188	0.22%	482
■ 38.	DELEGATED BLOCK	188	0.22%	498
	<a href="#">exabot.com</a>	187	0.21%	407
	<a href="#">ifpan.edu.pl</a>	1	0.00%	91
■ 39.	Covad Communications Company	186	0.21%	605
	<a href="#">covad.net</a>	176	0.20%	562

	Organization Domain Name	Visits	% Visits	Hits
	<a href="#">wagner.com</a>	5	0.01%	35
	<a href="#">OXFORDXTG.COM</a>	4	0.00%	7
	<a href="#">asnc.org</a>	1	0.00%	1
40.	Earthlink, Inc.	163	0.19%	497
	<a href="#">mindspring.com</a>	124	0.14%	408
	<a href="#">earthlink.net</a>	39	0.04%	89
41.	Southern California Water Company	154	0.18%	2,407
	Unresolved IP Address	154	0.18%	2,407
42.	NIB	152	0.17%	552
	Unresolved IP Address	146	0.17%	537
	<a href="#">bsnl.co.in</a>	6	0.01%	15
43.	University of Washington	150	0.17%	475
	<a href="#">washington.edu</a>	141	0.16%	453
	Unresolved IP Address	9	0.01%	22
44.	Jaybert International	146	0.17%	209
	Unresolved IP Address	146	0.17%	209
45.	Michigan State University	145	0.17%	654
	Unresolved IP Address	73	0.08%	271
	<a href="#">msu.edu</a>	72	0.08%	383
46.	Google Inc.	144	0.17%	276
	Unresolved IP Address	144	0.17%	276
47.	Texas A&M University	140	0.16%	575
	<a href="#">tamu.edu</a>	109	0.13%	450
	Unresolved IP Address	31	0.04%	125
48.	Community of Science	135	0.16%	196
	<a href="#">cos.com</a>	135	0.16%	196
49.	XO Communications, Inc	129	0.15%	468
	<a href="#">xo.net</a>	62	0.07%	186
	<a href="#">tritonsystems.com</a>	25	0.03%	154
	Unresolved IP Address	11	0.01%	64
	<a href="#">acnenergy.com</a>	4	0.00%	7
	<a href="#">choicecable.net</a>	3	0.00%	8
	<a href="#">menziecura.com</a>	3	0.00%	3
	<a href="#">fedsources.com</a>	2	0.00%	5
	<a href="#">aerodyne.com</a>	2	0.00%	5
	<a href="#">transwestern.net</a>	2	0.00%	9
	<a href="#">hazenus.com</a>	2	0.00%	2
	<a href="#">freightdesk.com</a>	2	0.00%	9
	<a href="#">colohfa.org</a>	1	0.00%	4
	<a href="#">tradebeam.com</a>	1	0.00%	2

	Organization Domain Name	Visits	% Visits	Hits
	<a href="#">irobot.com</a>	1	0.00%	1
	<a href="#">wwhgd.com</a>	1	0.00%	1
	<a href="#">terranearpmc.com</a>	1	0.00%	1
	<a href="#">apogeemems.com</a>	1	0.00%	1
	<a href="#">jeteye.com</a>	1	0.00%	1
	<a href="#">pharmalinkinc.com</a>	1	0.00%	1
	<a href="#">evenlink.com</a>	1	0.00%	1
■ 50.	RIPE NCC	128	0.15%	872
	<a href="#">live-servers.net</a>	39	0.04%	576
	<a href="#">as9105.com</a>	28	0.03%	77
	Unresolved IP Address	27	0.03%	133
	<a href="#">rima-tde.net</a>	11	0.01%	22
	<a href="#">bezeqint.net</a>	11	0.01%	28
	<a href="#">arcor-ip.net</a>	3	0.00%	6
	<a href="#">ttnet.net.tr</a>	2	0.00%	2
	<a href="#">antik.sk</a>	1	0.00%	19
	<a href="#">pool8836.interbusiness.it</a>	1	0.00%	1
	<a href="#">dsl.tropolys.de</a>	1	0.00%	1
	<a href="#">bm-spa.com</a>	1	0.00%	1
	<a href="#">dslw0.libello.mc</a>	1	0.00%	4
	<a href="#">superkabel.de</a>	1	0.00%	1
	<a href="#">248.chello.no</a>	1	0.00%	1
■ 51.	Road Runner-Commercial	124	0.14%	319
	<a href="#">rr.com</a>	98	0.11%	286
	<a href="#">intera.com</a>	8	0.01%	9
	<a href="#">techsolve.org</a>	4	0.00%	6
	<a href="#">une.edu</a>	3	0.00%	3
	Unresolved IP Address	1	0.00%	1
	<a href="#">fcdadson.com</a>	1	0.00%	1
	<a href="#">k12.nc.us</a>	1	0.00%	3
	<a href="#">biolex.com</a>	1	0.00%	1
	<a href="#">dawnbreaker.com</a>	1	0.00%	1
	<a href="#">haynieconsulting.com</a>	1	0.00%	1
	<a href="#">edc-civil.com</a>	1	0.00%	1
	<a href="#">greenscapeinc.com</a>	1	0.00%	2
	<a href="#">k12.ny.us</a>	1	0.00%	2
	<a href="#">devinetarbell.com</a>	1	0.00%	1
	<a href="#">environmentalenergytech.com</a>	1	0.00%	1
■ 52.	National Internet Backbone	122	0.14%	396
	Unresolved IP Address	118	0.14%	389

	Organization Domain Name	Visits	% Visits	Hits
	<a href="#">iiita.ac.in</a>	1	0.00%	1
	<a href="#">isical.ac.in</a>	1	0.00%	1
	<a href="#">mahyco.com</a>	1	0.00%	4
	<a href="#">cmeri.res.in</a>	1	0.00%	1
■ 53.	Hurricane Electric	119	0.14%	967
	Unresolved IP Address	119	0.14%	967
■ 54.	ASSERTIVENET	118	0.14%	146
	<a href="#">gigablast.com</a>	118	0.14%	146
■ 55.	Pacific Bell Internet Services	117	0.13%	255
	<a href="#">pacbell.net</a>	38	0.04%	94
	<a href="#">optonline.net</a>	17	0.02%	43
	<a href="#">privatedns.com</a>	11	0.01%	11
	Unresolved IP Address	10	0.01%	16
	<a href="#">sbcglobal.net</a>	8	0.01%	11
	<a href="#">ecoenergysol.com</a>	6	0.01%	19
	<a href="#">mindspring.com</a>	5	0.01%	11
	<a href="#">twtelecom.net</a>	3	0.00%	6
	<a href="#">usfamily.net</a>	2	0.00%	2
	<a href="#">washington.edu</a>	2	0.00%	4
	<a href="#">gwtc.net</a>	2	0.00%	10
	<a href="#">clearwire-dns.net</a>	2	0.00%	3
	<a href="#">allcom.net</a>	1	0.00%	1
	<a href="#">choiceone.net</a>	1	0.00%	3
	<a href="#">sierraclubsandiego.org</a>	1	0.00%	1
	<a href="#">epix.net</a>	1	0.00%	2
	<a href="#">dslindiana.net</a>	1	0.00%	1
	<a href="#">cwu.edu</a>	1	0.00%	5
	<a href="#">morehouse.edu</a>	1	0.00%	1
	<a href="#">wcg.net</a>	1	0.00%	1
■ 56.	Comcast Cable Communications Holdings, Inc	115	0.13%	298
	<a href="#">comcast.net</a>	112	0.13%	291
	Unresolved IP Address	3	0.00%	7
■ 57.	AT&T Corp.	112	0.13%	502
	<a href="#">insightBB.com</a>	52	0.06%	178
	Unresolved IP Address	35	0.04%	164
	<a href="#">mchsi.com</a>	19	0.02%	107
	<a href="#">mascohq.com</a>	2	0.00%	6
	<a href="#">newstreets.com</a>	1	0.00%	1
	<a href="#">orbitelcom.com</a>	1	0.00%	3

	Organization Domain Name	Visits	% Visits	Hits
	<a href="#">attbi.com</a>	1	0.00%	2
	<a href="#">bostonms.com</a>	1	0.00%	41
58.	University of California, Riverside	109	0.13%	1,725
	<a href="#">ucr.edu</a>	83	0.10%	1,645
	Unresolved IP Address	26	0.03%	80
59.	University of Michigan -- ITD	107	0.12%	344
	<a href="#">umich.edu</a>	96	0.11%	322
	Unresolved IP Address	11	0.01%	22
60.	AfriNIC - <a href="#">www.afrinic.net</a>	103	0.12%	451
	Unresolved IP Address	63	0.07%	362
	<a href="#">tedata.net</a>	13	0.01%	51
	<a href="#">saix.net</a>	12	0.01%	12
	<a href="#">iam.net.ma</a>	5	0.01%	10
	<a href="#">netcomng.com</a>	4	0.00%	9
	<a href="#">racsaco.cr</a>	3	0.00%	3
	<a href="#">isadsl.co.za</a>	1	0.00%	2
	<a href="#">vodacom.co.za</a>	1	0.00%	1
	<a href="#">telecomplus.net</a>	1	0.00%	1
61.	University of Maine System	99	0.11%	401
	<a href="#">maine.edu</a>	91	0.10%	390
	Unresolved IP Address	8	0.01%	11
62.	RCN	97	0.11%	296
	<a href="#">rcn.com</a>	94	0.11%	270
	<a href="#">rpa.org</a>	3	0.00%	26
63.	University of Illinois at Urbana Champaign	97	0.11%	234
	<a href="#">uiuc.edu</a>	94	0.11%	229
	Unresolved IP Address	3	0.00%	5
64.	University of Wisconsin	97	0.11%	293
	Unresolved IP Address	46	0.05%	162
	<a href="#">wisc.edu</a>	45	0.05%	125
	<a href="#">wiscnet.net</a>	6	0.01%	6
65.	Adelphia Communications Corp.	95	0.11%	264
	<a href="#">adelphia.net</a>	87	0.10%	243
	Unresolved IP Address	8	0.01%	21
66.	Internet Allegiance, Inc.	94	0.11%	245
	<a href="#">algx.net</a>	84	0.10%	183
	<a href="#">implantsciences.com</a>	3	0.00%	3
	<a href="#">eenews.net</a>	2	0.00%	3
	<a href="#">wolca.org</a>	1	0.00%	1
	<a href="#">platinumsolutions.com</a>	1	0.00%	1

	Organization Domain Name	Visits	% Visits	Hits
	<a href="#">metro-inet.us</a>	1	0.00%	1
	<a href="#">archenergy.com</a>	1	0.00%	3
	<a href="#">icta.org</a>	1	0.00%	50
67.	Pennsylvania State University	94	0.11%	386
	<a href="#">psu.edu</a>	77	0.09%	344
	Unresolved IP Address	17	0.02%	42
68.	University of California at Berkeley	93	0.11%	280
	<a href="#">Berkeley.EDU</a>	93	0.11%	280
69.	Satyam Infoway Limited	91	0.10%	322
	<a href="#">sify.net</a>	89	0.10%	319
	<a href="#">mdi.ac.in</a>	1	0.00%	2
	Unresolved IP Address	1	0.00%	1
70.	Cornell University	89	0.10%	241
	<a href="#">cornell.edu</a>	60	0.07%	181
	Unresolved IP Address	28	0.03%	59
	<a href="#">nsdl.org</a>	1	0.00%	1
71.	Research Triangle Institute	89	0.10%	201
	<a href="#">rti.org</a>	89	0.10%	201
72.	University of Minnesota	85	0.10%	275
	<a href="#">umn.edu</a>	85	0.10%	275
73.	Ohio State University	84	0.10%	221
	<a href="#">ohio-state.edu</a>	78	0.09%	211
	Unresolved IP Address	6	0.01%	10
74.	IBM Corporation	84	0.10%	400
	<a href="#">ibm.com</a>	80	0.09%	390
	<a href="#">dhs.gov</a>	4	0.00%	10
75.	WEBPlus Ltd.	83	0.10%	99
	<a href="#">adsl.wplus.ru</a>	83	0.10%	99
76.	Frontier Information Technologies INC	83	0.10%	261
	<a href="#">frontiernet.net</a>	45	0.05%	112
	Unresolved IP Address	24	0.03%	115
	<a href="#">ldial.com</a>	3	0.00%	10
	<a href="#">htr.org</a>	2	0.00%	2
	<a href="#">wegmans.com</a>	2	0.00%	11
	<a href="#">wcit.org</a>	2	0.00%	3
	<a href="#">aznetgate.net</a>	1	0.00%	2
	<a href="#">edwardsbrothers.com</a>	1	0.00%	1
	<a href="#">atconf.org</a>	1	0.00%	3
	<a href="#">metro-region.org</a>	1	0.00%	1
	<a href="#">synergydsl.com</a>	1	0.00%	1

	Organization Domain Name	Visits	% Visits	Hits
77.	Time Warner Telecom	81	0.09%	1,257
	<a href="#">twtelecom.net</a>	46	0.05%	1,136
	<a href="#">btas.com</a>	9	0.01%	13
	<a href="#">miox.com</a>	6	0.01%	35
	Unresolved IP Address	4	0.00%	40
	<a href="#">rcc.org</a>	3	0.00%	7
	<a href="#">cbu.edu</a>	2	0.00%	2
	<a href="#">guildassociates.com</a>	2	0.00%	3
	<a href="#">rkmc.com</a>	1	0.00%	1
	<a href="#">plugpower.com</a>	1	0.00%	2
	<a href="#">pointonesystems.com</a>	1	0.00%	3
	<a href="#">securecomputing.com</a>	1	0.00%	2
	<a href="#">da.org</a>	1	0.00%	1
	<a href="#">hi808.net</a>	1	0.00%	1
	<a href="#">eniweb.com</a>	1	0.00%	1
	<a href="#">bloomconsultants.com</a>	1	0.00%	8
	<a href="#">spcollege.edu</a>	1	0.00%	2
78.	Purdue University	81	0.09%	201
	<a href="#">purdue.edu</a>	81	0.09%	201
79.	Duke University	79	0.09%	285
	<a href="#">duke.edu</a>	77	0.09%	281
	Unresolved IP Address	2	0.00%	4
80.	University of Texas at Austin	79	0.09%	158
	<a href="#">utexas.edu</a>	79	0.09%	158
81.	Texas Parks & Wildlife Department	77	0.09%	84
	<a href="#">state.tx.us</a>	47	0.05%	52
	Unresolved IP Address	30	0.03%	32
82.	Wanadoo Portails	76	0.09%	104
	<a href="#">wanadooportails.com</a>	76	0.09%	104
83.	North Carolina State University	76	0.09%	228
	<a href="#">ncsu.edu</a>	71	0.08%	191
	Unresolved IP Address	3	0.00%	14
	<a href="#">rti.org</a>	2	0.00%	23
84.	Internet Service Unit ISU	75	0.09%	78
	<a href="#">isu.net.sa</a>	75	0.09%	78
85.	University of Florida	75	0.09%	422
	<a href="#">ufl.edu</a>	60	0.07%	326
	Unresolved IP Address	15	0.02%	96
86.	PROVIDER	75	0.09%	189
	Unresolved IP Address	38	0.04%	127



	Organization Domain Name	Visits	% Visits	Hits
	<a href="#">auna.net</a>	11	0.01%	27
	<a href="#">squ.edu.om</a>	6	0.01%	7
	<a href="#">isp.belgacom.be</a>	3	0.00%	4
	<a href="#">cm-upc.chello.se</a>	3	0.00%	6
	<a href="#">hk.tpu.ee</a>	3	0.00%	3
	<a href="#">aub.edu.lb</a>	2	0.00%	3
	<a href="#">abakas.lt</a>	1	0.00%	2
	<a href="#">cafe.tg</a>	1	0.00%	1
	<a href="#">divona.net</a>	1	0.00%	2
	<a href="#">ip.zebra.lt</a>	1	0.00%	2
	<a href="#">omantel.net.om</a>	1	0.00%	1
	<a href="#">usul.arrakis.es</a>	1	0.00%	1
	<a href="#">meh.es</a>	1	0.00%	1
	<a href="#">netone.com.tr</a>	1	0.00%	1
	<a href="#">bar-kal.com</a>	1	0.00%	1
■ 87.	Deutsche Telekom Online Service GmbH	75	0.09%	194
	<a href="#">t-dialin.net</a>	48	0.06%	148
	<a href="#">dip0.t-ipconnect.de</a>	25	0.03%	44
	Unresolved IP Address	2	0.00%	2
■ 88.	Georgia Institute of Technology	74	0.08%	398
	<a href="#">gatech.edu</a>	66	0.08%	371
	Unresolved IP Address	8	0.01%	27
■ 89.	Comite Gestor da Internet no Brasil	74	0.08%	313
	<a href="#">virtua.com.br</a>	30	0.03%	171
	Unresolved IP Address	11	0.01%	15
	<a href="#">brasiltelecom.net.br</a>	8	0.01%	11
	<a href="#">telesp.net.br</a>	7	0.01%	31
	<a href="#">veloxzone.com.br</a>	5	0.01%	22
	<a href="#">quimica.ufpr.br</a>	3	0.00%	7
	<a href="#">telemar.net.br</a>	2	0.00%	9
	<a href="#">ipt.br</a>	1	0.00%	10
	<a href="#">fisica.ufc.br</a>	1	0.00%	1
	<a href="#">igeo.uff.br</a>	1	0.00%	1
	<a href="#">mpost.com.br</a>	1	0.00%	3
	<a href="#">gvt.net.br</a>	1	0.00%	6
	<a href="#">quimica.ufsm.br</a>	1	0.00%	2
	<a href="#">ccne.ufsm.br</a>	1	0.00%	22
	<a href="#">uspnet.usp.br</a>	1	0.00%	2
■ 90.	Rutgers University	74	0.08%	295
	<a href="#">Rutgers.EDU</a>	70	0.08%	289

	Organization Domain Name	Visits	% Visits	Hits
	Unresolved IP Address	4	0.00%	6
91.	America OnLine <a href="#">aol.com</a>	73 73	0.08% 0.08%	259 259
92.	Everyones Internet, Inc. <a href="#">ev1servers.net</a> <a href="#">linksmanager.com</a> <a href="#">ev1.net</a>	73 67 5 1	0.08% 0.08% 0.01% 0.00%	125 117 6 2
93.	University of Arizona <a href="#">Arizona.EDU</a> Unresolved IP Address	73 49 24	0.08% 0.06% 0.03%	225 186 39
94.	Southwestern Bell Internet Services, Inc. <a href="#">swbell.net</a> Unresolved IP Address <a href="#">peddie.org</a> <a href="#">fuse.net</a> <a href="#">mtcbroadband.net</a> <a href="#">softlayer.com</a> <a href="#">round-rock.tx.us</a> <a href="#">tlu.edu</a> <a href="#">airstreamcomm.net</a> <a href="#">fay.ar.us</a> <a href="#">comporium.net</a> <a href="#">ucitymo.org</a>	73 37 21 3 2 2 2 1 1 1 1 1 1 1	0.08% 0.04% 0.02% 0.00% 0.00% 0.00% 0.00% 0.00% 0.00% 0.00% 0.00% 0.00% 0.00%	130 75 26 11 2 2 4 1 3 1 1 2 2
95.	Telkom SA Ltd <a href="#">saix.net</a>	72 72	0.08% 0.08%	110 110
96.	Websense <a href="#">twtelecom.net</a>	72 72	0.08% 0.08%	74 74
97.	Sprint - Advanced Network Services <a href="#">sprint-hsd.net</a> Unresolved IP Address	71 68 3	0.08% 0.08% 0.00%	361 355 6
98.	Infolink Information Services Inc. <a href="#">serverpronto.com</a>	71 71	0.08% 0.08%	114 114
99.	Picsearch AB <a href="#">picsearch.com</a>	71 71	0.08% 0.08%	148 148
100.	Telewest HSD Platform <a href="#">blueyonder.co.uk</a>	68 68	0.08% 0.08%	189 189
<b>Subtotal for rows: 1 - 100</b>		<b>61,288</b>	<b>70.37%</b>	<b>231,871</b>
<b>Other</b>		<b>25,808</b>	<b>29.63%</b>	<b>115,936</b>
<b>Total</b>		<b>87,096</b>	<b>100.00%</b>	<b>347,807</b>

items 1-100 of 200

## Organizations - Help Card



### Column Definitions

#### Organization

The name of the organization, which could be a company, a government agency, a school, or any other type of organization. This name was determined by either of the following methods:

- The visitor's IP address matched an Intranet Domain configuration within the Admin Console.
- Looking up the visitor's IP address in the WebTrends GeoTrends Database.

#### Unknown

The organization could not be determined.

#### Domain Name

The text name (for example, webtrends.com) corresponding to the visitor's IP address. The domain name can be determined from any of the following methods:

- The domain was logged by the web server.
- The IP address matched an Intranet Domain configuration within the Admin Console.
- DNS resolution.

IP addresses that do not resolve to a domain by these methods are categorized as follows:

- Reserved IP Address - The IP address falls within a block of reserved addresses. For example, 192.168.x.x and 10.x.x.x addresses are reserved for private networks.
- Unresolved IP Address - Category for IP addresses that did not resolve to a domain (perhaps because DNS resolution was disabled).

The domain name shown is the second-level domain name, such as webtrends.com. For example, all visitors from sales.webtrends.com, us.sales.webtrends.com, and service.webtrends.com are combined in the statistics for webtrends.com. If the top-level domain name is a country code, then the third-level domain name is shown also (for example, anycompany.com.au).

#### Visits

Number of visits to your site from this organization. A visit is a series of actions that begins when a visitor views their first page from the server, and ends when the visitor leaves the site or remains idle beyond the idle-time limit. The default idle-time limit is thirty minutes. This time limit can be changed by the system administrator.

#### Hits

Number of hits to your site from this organization. Each file requested by a visitor registers as a hit. There can be several hits on each page. While the volume of hits reflects the amount of server traffic, it is not an accurate reflection of the number of pages viewed.



### **Report Descriptions**

Use this information when you are interested in an organization as a whole, such as Webtrends Inc. You can identify the major domain names from each company, such as webtrends.com from WebTrends Inc.

# Authenticated Usernames

This report identifies the true name and activity level of the visitors logging onto a server that requires a user name and password.

## Authenticated Usernames Trend

No data is available for this graph.

## Authenticated Usernames

No data is available for this graph.

## Authenticated Usernames

No data is available for this table.

## Authenticated Usernames - Help Card



### Column Definitions

#### Authenticated Username

A visitor tracked by user name and password rather than by IP address. You may find more authenticated user names than total visitors because several persons may be using the same IP address. Since many ISPs dynamically assign IP addresses, and since multiple visitors may use a single IP address, authentication is a much more accurate way to identify visitors.

#### Visits

Number of times the specified visitor visited your site. A visit is a series of actions that begins when a visitor views their first page from the server, and ends when the visitor leaves the site or remains idle beyond the idle-time limit. The default idle-time limit is thirty minutes. This time limit can be changed by the system administrator.

#### Hits

Number of hits generated by the specified visitor. Each file requested by a visitor registers as a hit. There can be several hits on each page. While the volume of hits reflects the amount of server traffic, it is not an accurate reflection of the number of pages viewed.

#### %

Percentage of visits or hits to your site by the specified visitor out of those by all authenticated user names.



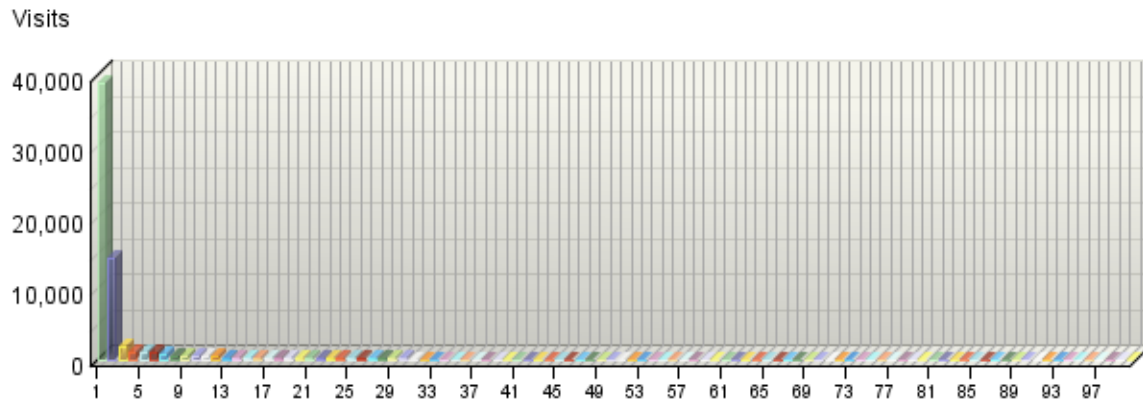
### Report Descriptions

You may use this information for your marketing efforts, such as special promotions or newsletters.

# Domain Names

This report lists the domain name that generates the most activity to your web site.

## Domain Names



## Domain Names

	Domain Name	Visits	% Visits	Hits
1.	<a href="#">inktomisearch.com</a>	38,898	44.66%	45,736
2.	Unresolved IP Address	14,234	16.34%	85,543
3.	<a href="#">comcast.net</a>	1,921	2.21%	6,577
4.	<a href="#">rr.com</a>	1,151	1.32%	3,383
5.	<a href="#">verizon.net</a>	1,125	1.29%	3,503
6.	<a href="#">aol.com</a>	1,103	1.27%	1,797
7.	<a href="#">cox.net</a>	711	0.82%	2,563
8.	<a href="#">cosmixcorp.com</a>	601	0.69%	1,312
9.	<a href="#">pacbell.net</a>	528	0.61%	1,903
10.	<a href="#">msn.com</a>	514	0.59%	5,380
11.	<a href="#">bellsouth.net</a>	448	0.51%	1,261
12.	<a href="#">adelphia.net</a>	419	0.48%	1,269
13.	<a href="#">charter.com</a>	394	0.45%	1,271
14.	<a href="#">googlebot.com</a>	359	0.41%	74,295
15.	<a href="#">qwest.net</a>	357	0.41%	1,073
16.	<a href="#">ask.com</a>	328	0.38%	1,875
17.	<a href="#">swbell.net</a>	313	0.36%	1,075
18.	<a href="#">ameritech.net</a>	312	0.36%	1,009
19.	<a href="#">optonline.net</a>	249	0.29%	777

	<b>Domain Name</b>	<b>Visits</b>	<b>% Visits</b>	<b>Hits</b>
20.	<a href="http://sbcglobal.net">sbcglobal.net</a>	213	0.24%	697
21.	<a href="http://yahoo.com">yahoo.com</a>	212	0.24%	5,184
22.	<a href="http://covad.net">covad.net</a>	190	0.22%	599
23.	<a href="http://become.com">become.com</a>	189	0.22%	479
24.	<a href="http://exabot.com">exabot.com</a>	187	0.21%	407
25.	<a href="http://mindspring.com">mindspring.com</a>	181	0.21%	546
26.	<a href="http://phx.gbl">phx.gbl</a>	175	0.20%	548
27.	<a href="http://vsnl.net.in">vsnl.net.in</a>	151	0.17%	500
28.	<a href="http://Level3.net">Level3.net</a>	144	0.17%	383
29.	<a href="http://washington.edu">washington.edu</a>	144	0.17%	459
30.	<a href="http://twtelecom.net">twtelecom.net</a>	142	0.16%	1,270
31.	<a href="http://cos.com">cos.com</a>	135	0.15%	196
32.	<a href="http://gigablast.com">gigablast.com</a>	118	0.14%	146
33.	<a href="http://army.mil">army.mil</a>	115	0.13%	515
34.	<a href="http://rogers.com">rogers.com</a>	110	0.13%	365
35.	<a href="http://tamu.edu">tamu.edu</a>	109	0.13%	450
36.	<a href="http://ttnet.net.tr">ttnet.net.tr</a>	108	0.12%	360
37.	<a href="http://rcn.com">rcn.com</a>	97	0.11%	283
38.	<a href="http://umich.edu">umich.edu</a>	96	0.11%	322
39.	<a href="http://sprint-hsd.net">sprint-hsd.net</a>	95	0.11%	402
40.	<a href="http://uiuc.edu">uiuc.edu</a>	94	0.11%	229
41.	<a href="http://rima-tde.net">rima-tde.net</a>	94	0.11%	275
42.	<a href="http://Berkeley.EDU">Berkeley.EDU</a>	93	0.11%	280
43.	<a href="http://insightbb.com">insightbb.com</a>	92	0.11%	276
44.	<a href="http://rti.org">rti.org</a>	91	0.10%	224
45.	<a href="http://sify.net">sify.net</a>	91	0.10%	322
46.	<a href="http://maine.edu">maine.edu</a>	91	0.10%	390
47.	<a href="http://isu.net.sa">isu.net.sa</a>	86	0.10%	90
48.	<a href="http://umn.edu">umn.edu</a>	85	0.10%	275
49.	<a href="http://saix.net">saix.net</a>	84	0.10%	122
50.	<a href="http://algx.net">algx.net</a>	84	0.10%	183
51.	<a href="http://blueyonder.co.uk">blueyonder.co.uk</a>	83	0.10%	215
52.	<a href="http://ucr.edu">ucr.edu</a>	83	0.10%	1,645
53.	<a href="http://adsl.wplus.ru">adsl.wplus.ru</a>	83	0.10%	99
54.	<a href="http://hinet.net">hinet.net</a>	82	0.09%	224
55.	<a href="http://abo.wanadoo.fr">abo.wanadoo.fr</a>	82	0.09%	3,866
56.	<a href="http://purdue.edu">purdue.edu</a>	81	0.09%	201
57.	<a href="http://noaa.gov">noaa.gov</a>	81	0.09%	168
58.	<a href="http://ibm.com">ibm.com</a>	80	0.09%	390
59.	<a href="http://utexas.edu">utexas.edu</a>	79	0.09%	158
60.	<a href="http://state.tx.us">state.tx.us</a>	78	0.09%	97



	<b>Domain Name</b>	<b>Visits</b>	<b>% Visits</b>	<b>Hits</b>
61.	ohio-state.edu	78	0.09%	211
62.	duke.edu	77	0.09%	281
63.	psu.edu	77	0.09%	344
64.	wanadooportails.com	76	0.09%	104
65.	Stanford.EDU	76	0.09%	2,029
66.	sympatico.ca	73	0.08%	143
67.	btcentralplus.com	73	0.08%	231
68.	serverpronto.com	73	0.08%	119
69.	unc.edu	72	0.08%	207
70.	msu.edu	72	0.08%	383
71.	frontiernet.net	72	0.08%	284
72.	ncsu.edu	71	0.08%	191
73.	picsearch.com	71	0.08%	148
74.	Rutgers.EDU	70	0.08%	289
75.	ev1servers.net	69	0.08%	119
76.	touchtelindia.net	69	0.08%	232
77.	webwarper.net	67	0.08%	314
78.	speakeasy.net	66	0.08%	263
79.	usgs.gov	66	0.08%	497
80.	gatech.edu	66	0.08%	371
81.	xo.net	65	0.07%	192
82.	epa.gov	62	0.07%	246
83.	nextgentel.com	60	0.07%	154
84.	t-dialin.net	60	0.07%	173
85.	cornell.edu	60	0.07%	181
86.	ufl.edu	60	0.07%	326
87.	snet.net	59	0.07%	151
88.	yale.edu	59	0.07%	154
89.	mchsi.com	58	0.07%	229
90.	umass.edu	57	0.07%	206
91.	grouptelecom.net	57	0.07%	124
92.	af.mil	57	0.07%	126
93.	tnitech.edu	55	0.06%	227
94.	direcpc.com	55	0.06%	165
95.	alltel.net	54	0.06%	137
96.	ntli.net	53	0.06%	87
97.	oregonstate.edu	53	0.06%	151
98.	upc-h.chello.nl	51	0.06%	158
99.	pnl.gov	51	0.06%	125
100.	uci.edu	50	0.06%	154
<b>Subtotal for rows: 1 - 100</b>		<b>71,243</b>	<b>81.80%</b>	<b>275,668</b>

Domain Name	Visits	% Visits	Hits
Other	15,854	18.20%	72,144
Total	87,097	100.00%	347,812

items 1-100 of 200

## Domain Names - Help Card



### Column Definitions

#### Domain Name

The text name (for example, webtrends.com) corresponding to the visitor's IP address. The domain name can be determined from any of the following methods:

- The domain was logged by the web server.
- The IP address matched an Intranet Domain configuration within the Admin Console.
- DNS resolution.

IP addresses that do not resolve to a domain by these methods are categorized as follows:

- Reserved IP Address - The IP address falls within a block of reserved addresses. For example, 192.168.x.x and 10.x.x.x addresses are reserved for private networks.
- Unresolved IP Address - Category for IP addresses that did not resolve to a domain (perhaps because DNS resolution was disabled).

The domain name shown is the second-level domain name, such as webtrends.com. For example, all visitors from sales.webtrends.com, us.sales.webtrends.com, and service.webtrends.com are combined in the statistics for webtrends.com. If the top-level domain name is a country code, then the third-level domain name is shown also (for example, anycompany.com.au).

#### Visits

Number of visits to your site from this domain name. A visit is a series of actions that begins when a visitor views their first page from the server, and ends when the visitor leaves the site or remains idle beyond the idle-time limit. The default idle-time limit is thirty minutes. This time limit can be changed by the system administrator.

#### Hits

Number of hits to your site from this domain name. Each file requested by a visitor registers as a hit. There can be several hits on each page. While the volume of hits reflects the amount of server traffic, it is not an accurate reflection of the number of pages viewed.



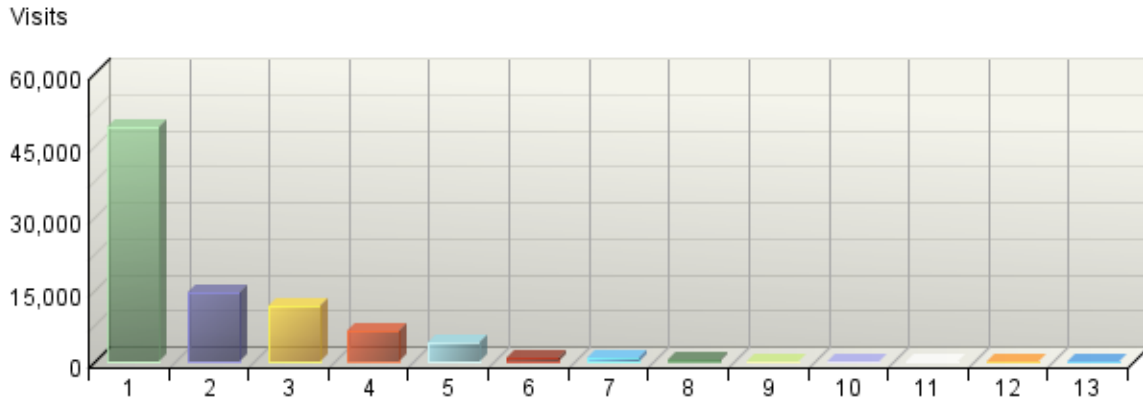
### Report Descriptions

Use this information when you are interested in high-level domain names of visitors generating the most activity to your web site.

# Top-Level Domain Types

This report provides a breakdown of top-level domain types.

**Top-Level Domain Types**



**Top-Level Domain Types**

Top-Level Domain Types	Visits	% Visits	Hits
Commercial	48,841	56.08%	157,258
Unresolved IP Address	14,234	16.34%	85,543
Network	11,693	13.43%	50,746
Education	6,435	7.39%	27,389
Unknown	4,130	4.74%	18,480
Government	867	1.00%	3,516
Organization	608	0.70%	1,654
Military	245	0.28%	858
Informational	19	0.02%	2,189
ARPANET	15	0.02%	28
International	7	0.01%	72
Business	2	0.00%	74
Reserved IP Address	1	0.00%	5
<b>Total</b>	<b>87,097</b>	<b>100.00%</b>	<b>347,812</b>

items 1-13 of 13

## Top-Level Domain Types - Help Card



### Column Definitions

#### Reserved IP Address

The IP address falls within a block of reserved addresses. For example, 192.168.x.x and 10.x.x.x addresses are reserved for private networks.

#### Unresolved IP Address

Category for IP addresses that did not resolve to a domain (perhaps because DNS resolution was disabled).

#### Unknown

The domain suffix did not match any of the top-level domain categories.

#### Top-Level Domain

The suffix of a domain name. A top-level domain can be based on the type of organization (.com, .edu, .museum, .name, etc) or it can be a country code (.uk, .de, .jp, .us, etc.). The top-level domain can be used to identify the type of web site. The following is a partial list of how this report categorizes top-level domains:

- ARPANET: .arpa
- Commercial: .com .co .com.[country code] .co.[country code] .firm.co .firm.ve .ltd.uk .info .biz
- Education: .edu .edu.[country-code] .ed.[country code] .ac.[country code] .school.[country code] .k12.[country code] .re.kr .sch.uk .edunet.tn
- International: .int .int.co .int.ve .intl.tn
- Government: .gov .gov.[country code] .gove.[country code] .go.[country code]
- Military: .mil .mil.[country code]
- Network: .net .ad.jp .ne.kr .net.[country code]
- Organization: .org .or .org.[country code] .or.[country code]
- Personal: .name

#### Visits

Number of visits to your site from the specified top-level domain. A visit is a series of actions that begins when a visitor views their first page from the server, and ends when the visitor leaves the site or remains idle beyond the idle-time limit. The default idle-time limit is thirty minutes. This time limit can be changed by the system administrator.

#### Hits

Number of hits to your site from the specified top-level domain. Each file requested by a visitor registers as a hit. There can be several hits on each page. While the volume of hits reflects the amount of server traffic, it is not an accurate reflection of the number of pages viewed.



### Report Descriptions

Consider which types of organizations are interested in your site, and consider how you can interest other types of organizations.

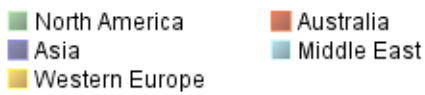
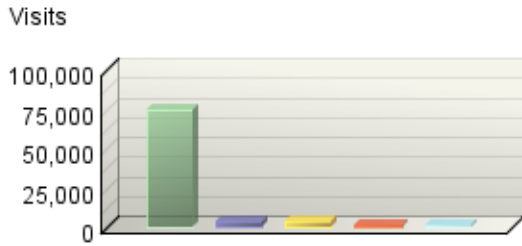
**Note:** This information can be displayed only if reverse DNS lookups have been performed. Even when DNS lookups are performed, some IP addresses cannot be resolved to a domain name.

**Total** - This represents the total visits or hits where there was sufficient information to identify the top-level domain. This number may be less than the total activity overall.


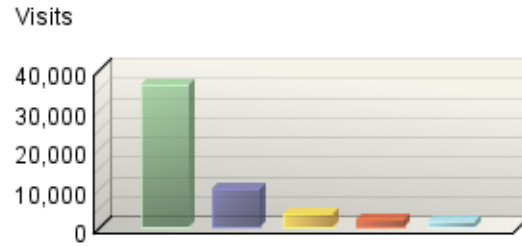
# Geography Dashboard

This page contains key graphs and tables that provide an overview of this chapter. When viewing through the on-demand interface, you can click on the title of a graph or table to navigate to the corresponding page.

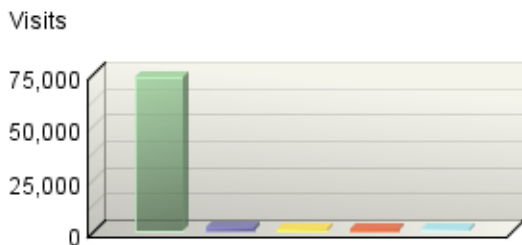
**Regions**



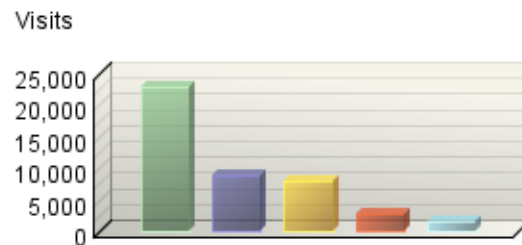
**North American States and Provinces**



**Countries**



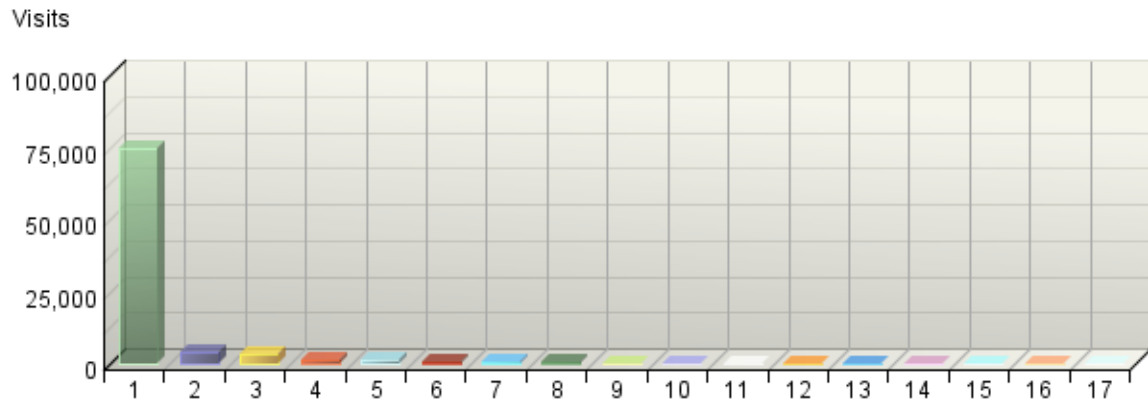
**Cities**



# Regions

This report identifies the top geographic regions of the visitors to your site.

## Regions



## Regions

Regions	Visits	% Visits
1. North America	74,711	85.78%
2. Asia	3,895	4.47%
3. Western Europe	3,467	3.98%
4. Australia	1,480	1.70%
5. Middle East	1,154	1.32%
6. Eastern Europe	685	0.79%
7. Northern Europe	427	0.49%
8. South America	409	0.47%
9. Northern Africa	211	0.24%
10. Western Africa	165	0.19%
11. Eastern Africa	147	0.17%
12. Southern Africa	143	0.16%
13. Caribbean Islands	83	0.10%
14. Pacific Islands	75	0.09%
15. Central America	42	0.05%
16. Central Africa	2	0.00%
17. Unspecified Region	1	0.00%
<b>Total</b>	<b>87,097</b>	<b>100.00%</b>

items 1-17 of 17

## Regions - Help Card



### Column Definitions

#### Regions

The geographic part of the world where visitors to your web site are located. "Unspecified Region" represents visitors whose geographic region could not be determined. "Unknown Region" represents visitors whose country has been determined but not identified with a specific region. If the WebTrends GeoTrends Database is turned on for this profile, the region is determined by looking up the visitor's IP address in this database. If GeoTrends is not enabled, the region will be determined from the domain name.

#### Visits

Number of visits from this geographic region. A visit is a series of actions that begins when a visitor views their first page from the server, and ends when the visitor leaves the site or remains idle beyond the idle-time limit. The default idle-time limit is thirty minutes. This time limit can be changed by the system administrator.

%

Percentage of total visits that were from this geographic region.



### Report Descriptions

This information can help you meet the needs of your target audience as well as discover new audiences. Consider how you can make the content comprehensive and relevant to an international audience.

Values for "Unspecified Region" represent visitors whose geographic region cannot be determined. Values for "Unknown Region" represent visitors whose country can be determined but whose country is not associated with a specific region. Values for "Unknown States" or "Unknown Cities" represent hits for which the IP address does not match an entry in GeoTrends database. This is the case for countries that do not have states or simply entries for which this information was not provided in the GeoTrends database.

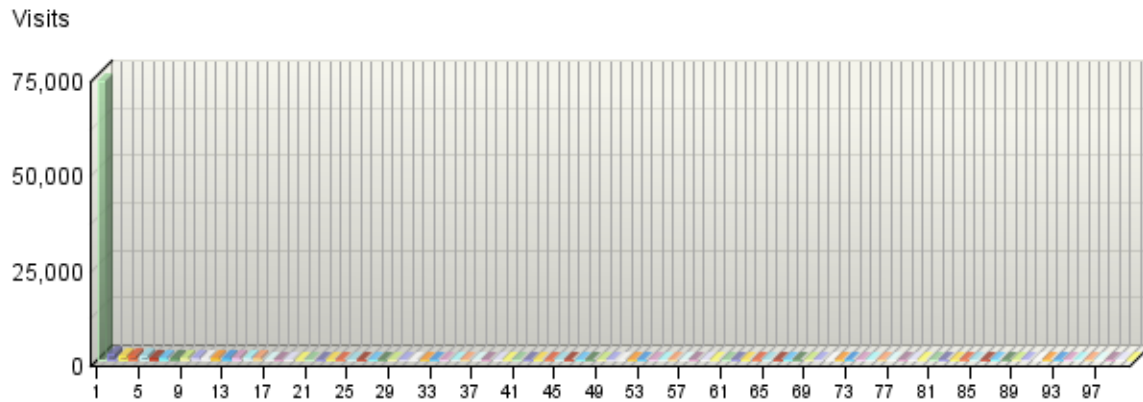
**Note:** Use this information carefully because it is based on Internet registration, and may not always be an accurate identifier of the visitor's actual location.



# Countries

This report identifies the top countries of the visitors to your site.

**Countries**



**Countries**

	<b>Countries</b>	<b>Visits</b>	<b>% Visits</b>
1.	United States (US)	73,454	84.34%
2.	Australia (AU)	1,480	1.70%
3.	Canada (CA)	1,103	1.27%
4.	India (IN)	1,088	1.25%
5.	United Kingdom (UK)	771	0.89%
6.	China (CN)	649	0.75%
7.	France (FR)	458	0.53%
8.	Korea (South) (KR)	453	0.52%
9.	Germany (DE)	448	0.51%
10.	Japan (JP)	409	0.47%
11.	Iran (IR)	339	0.39%
12.	Netherlands (NL)	333	0.38%
13.	Turkey (TR)	309	0.35%
14.	Italy (IT)	295	0.34%
15.	Spain (ES)	276	0.32%
16.	Switzerland (CH)	260	0.30%
17.	Taiwan (TW)	231	0.27%
18.	Western Europe - country unspecified (EU)	200	0.23%
19.	Sweden (SE)	191	0.22%


	<b>Countries</b>	<b>Visits</b>	<b>% Visits</b>
20.	Russian Federation (RU)	168	0.19%
21.	Brazil (BR)	166	0.19%
22.	Thailand (TH)	162	0.19%
23.	Malaysia (MY)	157	0.18%
24.	United Arab Emirates (AE)	155	0.18%
25.	Mexico (MX)	154	0.18%
26.	Egypt (EG)	148	0.17%
27.	Singapore (SG)	140	0.16%
28.	Poland (PL)	136	0.16%
29.	Belgium (BE)	125	0.14%
30.	South Africa (ZA)	121	0.14%
31.	Israel (IL)	117	0.13%
32.	Norway (NO)	117	0.13%
33.	Hong Kong (HK)	114	0.13%
34.	Philippines (PH)	111	0.13%
35.	Pakistan (PK)	106	0.12%
36.	Indonesia (ID)	98	0.11%
37.	Saudi Arabia (SA)	96	0.11%
38.	Greece (GR)	89	0.10%
39.	Romania (RO)	85	0.10%
40.	Viet Nam (VN)	84	0.10%
41.	Portugal (PT)	78	0.09%
42.	Ireland (IE)	71	0.08%
43.	Denmark (DK)	67	0.08%
44.	New Zealand (NZ)	58	0.07%
45.	Uruguay (UY)	54	0.06%
46.	Mauritius (MU)	54	0.06%
47.	Austria (AT)	53	0.06%
48.	Senegal (SN)	51	0.06%
49.	Finland (FI)	49	0.06%
50.	Cote D'Ivoire (Ivory Coast) (CI)	49	0.06%
51.	Czech Republic (CZ)	47	0.05%
52.	Puerto Rico (PR)	47	0.05%
53.	Chile (CL)	47	0.05%
54.	Hungary (HU)	45	0.05%
55.	Colombia (CO)	45	0.05%
56.	Ethiopia (ET)	38	0.04%
57.	Nigeria (NG)	36	0.04%
58.	Argentina (AR)	35	0.04%
59.	Kuwait (KW)	33	0.04%
60.	Kenya (KE)	33	0.04%

	<b>Countries</b>	<b>Visits</b>	<b>% Visits</b>
61.	Jordan (JO)	29	0.03%
62.	Slovak Republic (SK)	26	0.03%
63.	Algeria (DZ)	26	0.03%
64.	Yugoslavia (YU)	25	0.03%
65.	Croatia (Hrvatska) (HR)	25	0.03%
66.	Sri Lanka (LK)	23	0.03%
67.	Ukraine (UA)	23	0.03%
68.	Peru (PE)	22	0.03%
69.	Costa Rica (CR)	21	0.02%
70.	Ghana (GH)	20	0.02%
71.	Bulgaria (BG)	20	0.02%
72.	Bangladesh (BD)	18	0.02%
73.	Venezuela (VE)	18	0.02%
74.	Lithuania (LT)	18	0.02%
75.	Slovenia (SI)	16	0.02%
76.	Palestinian Territories (PS)	15	0.02%
77.	Estonia (EE)	15	0.02%
78.	Lebanon (LB)	15	0.02%
79.	Jamaica (JM)	13	0.01%
80.	Uganda (UG)	13	0.01%
81.	Morocco (MA)	13	0.01%
82.	Nepal (NP)	12	0.01%
83.	Tunisia (TN)	12	0.01%
84.	Belarus (BY)	11	0.01%
85.	Oman (OM)	10	0.01%
86.	Sudan (SD)	9	0.01%
87.	Bolivia (BO)	9	0.01%
88.	Dominican Republic (DO)	9	0.01%
89.	Ecuador (EC)	9	0.01%
90.	Qatar (QA)	8	0.01%
91.	Zimbabwe (ZW)	8	0.01%
92.	Syria (SY)	8	0.01%
93.	Bahrain (BH)	8	0.01%
94.	Guatemala (GT)	8	0.01%
95.	Cyprus (CY)	7	0.01%
96.	Macedonia (MK)	7	0.01%
97.	Tanzania (TZ)	7	0.01%
98.	Zambia (ZM)	6	0.01%
99.	Brunei Darussalam (BN)	6	0.01%
100.	Luxembourg (LU)	5	0.01%
<b>Subtotal for rows: 1 - 100</b>		<b>86,959</b>	<b>99.84%</b>

Countries	Visits	% Visits
Other	138	0.16%
Total	87,097	100.00%

items 1-100 of 158

**Countries - Help Card**



### Column Definitions

#### Countries

If the WebTrends GeoTrends Database is turned on for this profile, the country is determined by looking up the visitor's IP address in this database. If GeoTrends is not enabled, the country will be determined from the domain name.

#### Visits

Number of visits from the specified country. A visit is a series of actions that begins when a visitor views their first page from the server, and ends when the visitor leaves the site or remains idle beyond the idle-time limit. The default idle-time limit is thirty minutes. This time limit can be changed by the system administrator.


#### %

Percentage of total visits from the specified country.

#### Unknown Country

The country associated with the visitor's domain name could not be determined.

---



### Report Descriptions

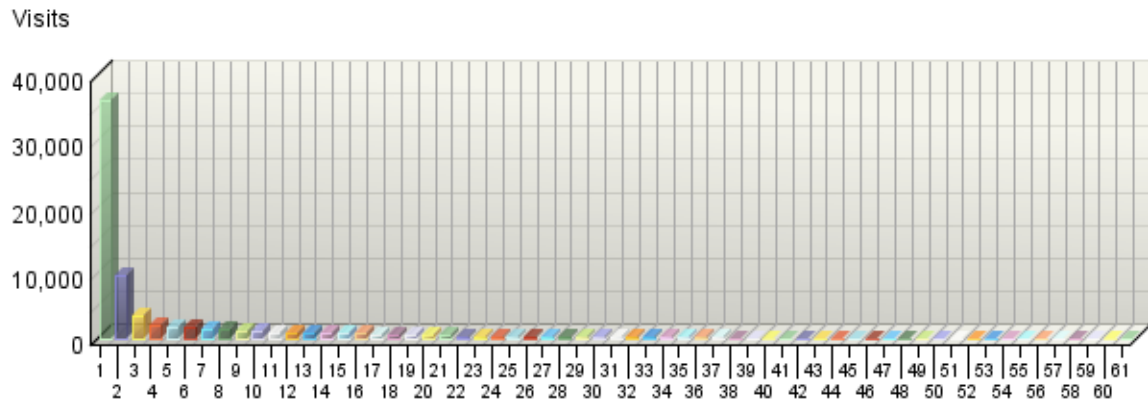
This information can help you meet the needs of your target audience as well as discover new audiences. Consider how you can make the content comprehensive and relevant to an international audience.

**Note:** Use this information carefully because it is based on Internet registration, and may not always be an accurate identifier of the visitor's actual location.

# North American States and Provinces

If you have enabled the WebTrends GeoTrends Database for this profile, this page will list the states and provinces of North America with your most active visitors.

## North American States and Provinces



## North American States and Provinces

	States and Provinces	Visits	% Visits
1.	California	36,119	49.01%
2.	Virginia	9,626	13.06%
3.	North Carolina	3,370	4.57%
4.	Texas	1,975	2.68%
5.	New York	1,705	2.31%
6.	D.C.	1,655	2.25%
7.	Massachusetts	1,598	2.17%
8.	Washington	1,553	2.11%
9.	Pennsylvania	1,154	1.57%
10.	Illinois	1,054	1.43%
11.	Florida	971	1.32%
12.	Ohio	888	1.21%
13.	Michigan	883	1.20%
14.	New Jersey	883	1.20%
15.	Georgia	860	1.17%
16.	Maryland	850	1.15%
17.	Colorado	720	0.98%
18.	Ontario	476	0.65%

	<b>States and Provinces</b>	<b>Visits</b>	<b>% Visits</b>
19.	Wisconsin	467	0.63%
20.	Arizona	446	0.61%
21.	Minnesota	442	0.60%
22.	Tennessee	426	0.58%
23.	Missouri	419	0.57%
24.	Oregon	373	0.51%
25.	Indiana	317	0.43%
26.	Connecticut	285	0.39%
27.	British Columbia	260	0.35%
28.	Oklahoma	256	0.35%
29.	Iowa	212	0.29%
30.	Louisiana	212	0.29%
31.	South Carolina	210	0.28%
32.	Maine	193	0.26%
33.	New Mexico	189	0.26%
34.	Utah	176	0.24%
35.	Hawaii	172	0.23%
36.	Alabama	169	0.23%
37.	Kentucky	159	0.22%
38.	Nevada	144	0.20%
39.	New Hampshire	141	0.19%
40.	Arkansas	137	0.19%
41.	Quebec	128	0.17%
42.	Mississippi	124	0.17%
43.	Nebraska	116	0.16%
44.	Rhode Island	115	0.16%
45.	West Virginia	115	0.16%
46.	Alberta	111	0.15%
47.	Kansas	111	0.15%
48.	Montana	108	0.15%
49.	Vermont	101	0.14%
50.	Nova Scotia	80	0.11%
51.	Idaho	76	0.10%
52.	North Dakota	67	0.09%
53.	Delaware	67	0.09%
54.	South Dakota	64	0.09%
55.	Alaska	60	0.08%
56.	Wyoming	56	0.08%
57.	Manitoba	19	0.03%
58.	Saskatchewan	14	0.02%
59.	New Brunswick	10	0.01%

	States and Provinces	Visits	% Visits
60.	Newfoundland	4	0.01%
61.	Prince Edward Island	1	0.00%
	<b>Total</b>	<b>73,692</b>	<b>100.00%</b>

items 1-61 of 61

### North American States and Provinces - Help Card



#### Column Definitions

##### States and Provinces

If the WebTrends GeoTrends Database is turned on for this profile, the location is determined by looking up the visitor's IP address in this database.

##### Visits

Number of visits from this state or province. A visit is a series of actions that begins when a visitor views their first page from the server, and ends when the visitor leaves the site or remains idle beyond the idle-time limit. The default idle-time limit is thirty minutes. This time limit can be changed by the system administrator.

##### %

Percentage of total visits from this state or province.



#### Report Descriptions

This information can help you meet the needs of your target audience as well as discover new audiences. Consider how you can make the content comprehensive and relevant to an international audience.

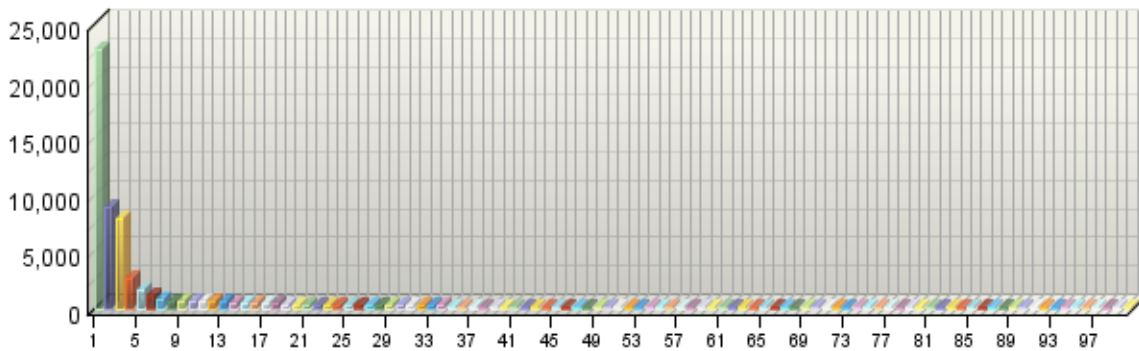
**Note:** Use this information carefully, because it is based on Internet registration and may not always be an accurate identifier of the visitor's actual location.

# Cities

If you have enabled the WebTrends GeoTrends Database for this profile, this page will list the cities with your most active visitors.

## Cities

Visits



## Cities

	City	Visits	% Visits
1.	Santa Clara, California, United States	22,828	26.56%
2.	Sunnyvale, California, United States	8,978	10.44%
3.	Chantilly, Virginia, United States	7,897	9.19%
4.	Durham, North Carolina, United States	2,671	3.11%
5.	Washington, D.C., United States	1,655	1.93%
6.	Milton, Australia	1,174	1.37%
7.	Redmond, Washington, United States	767	0.89%
8.	Boston, Massachusetts, United States	742	0.86%
9.	Atlanta, Georgia, United States	700	0.81%
10.	Chicago, Illinois, United States	658	0.77%
11.	Reston, Virginia, United States	654	0.76%
12.	New York, New York, United States	639	0.74%
13.	San Jose, California, United States	616	0.72%
14.	Seattle, Washington, United States	555	0.65%
15.	Dallas, Texas, United States	552	0.64%
16.	Beijing, China	487	0.57%
17.	San Francisco, California, United States	484	0.56%
18.	Los Angeles, California, United States	442	0.51%




	<b>City</b>	<b>Visits</b>	<b>% Visits</b>
19.	Houston, Texas, United States	416	0.48%
20.	Baltimore, Maryland, United States	370	0.43%
21.	London, United Kingdom	370	0.43%
22.	Mountain View, California, United States	368	0.43%
23.	Philadelphia, Pennsylvania, United States	367	0.43%
24.	Denver, Colorado, United States	360	0.42%
25.	Seoul, Korea (South)	321	0.37%
26.	Mumbai, India	321	0.37%
27.	Raleigh, North Carolina, United States	315	0.37%
28.	San Diego, California, United States	307	0.36%
29.	Fremont, California, United States	291	0.34%
30.	Minneapolis, Minnesota, United States	275	0.32%
31.	Cambridge, Massachusetts, United States	270	0.31%
32.	Tokyo, Japan	263	0.31%
33.	Paris, France	260	0.30%
34.	Miami, Florida, United States	257	0.30%
35.	New Delhi, India	249	0.29%
36.	Toronto, Canada	241	0.28%
37.	Madison, Wisconsin, United States	235	0.27%
38.	Phoenix, Arizona, United States	227	0.26%
39.	Orlando, Florida, United States	220	0.26%
40.	Zurich, Switzerland	218	0.25%
41.	Austin, Texas, United States	211	0.25%
42.	Amsterdam, Netherlands	204	0.24%
43.	Portland, Oregon, United States	198	0.23%
44.	Madrid, Spain	194	0.23%
45.	T'ai-pei, Taiwan	191	0.22%
46.	Ann Arbor, Michigan, United States	190	0.22%
47.	Cincinnati, Ohio, United States	189	0.22%
48.	Detroit, Michigan, United States	186	0.22%
49.	Columbus, Ohio, United States	182	0.21%
50.	Vancouver, Canada	179	0.21%
51.	Tehran, Iran	177	0.21%
52.	Pittsburgh, Pennsylvania, United States	169	0.20%
53.	Herndon, Virginia, United States	168	0.20%
54.	Irvine, California, United States	167	0.19%
55.	Cleveland, Ohio, United States	165	0.19%
56.	Mount Laurel, New Jersey, United States	161	0.19%
57.	Newark, New Jersey, United States	160	0.19%
58.	San Dimas, California, United States	154	0.18%
59.	Bhawan, India	152	0.18%

	<b>City</b>	<b>Visits</b>	<b>% Visits</b>
60.	Saint Louis, Missouri, United States	152	0.18%
61.	Dubai, United Arab Emirates	151	0.18%
62.	College Station, Texas, United States	149	0.17%
63.	East Lansing, Michigan, United States	147	0.17%
64.	Delhi, India	145	0.17%
65.	Oklahoma City, Oklahoma, United States	141	0.16%
66.	Singapore, Singapore	140	0.16%
67.	Kansas City, Missouri, United States	137	0.16%
68.	Salt Lake City, Utah, United States	135	0.16%
69.	Tampa, Florida, United States	131	0.15%
70.	Cairo, Egypt	130	0.15%
71.	Milano, Italy	128	0.15%
72.	Bangkok, Thailand	128	0.15%
73.	Indianapolis, Indiana, United States	126	0.15%
74.	Albany, New York, United States	124	0.14%
75.	Fort Collins, Colorado, United States	121	0.14%
76.	Arlington, Virginia, United States	118	0.14%
77.	Kuala Lumpur, Malaysia	117	0.14%
78.	Plano, Texas, United States	115	0.13%
79.	Ithaca, New York, United States	111	0.13%
80.	Charlottesville, Virginia, United States	110	0.13%
81.	Riverside, California, United States	110	0.13%
82.	Albuquerque, New Mexico, United States	109	0.13%
83.	Ashburn, Virginia, United States	109	0.13%
84.	Berkeley, California, United States	106	0.12%
85.	Tucson, Arizona, United States	105	0.12%
86.	Charlotte, North Carolina, United States	104	0.12%
87.	Syracuse, New York, United States	103	0.12%
88.	Rochester, New York, United States	102	0.12%
89.	Columbia, South Carolina, United States	102	0.12%
90.	Orono, Maine, United States	101	0.12%
91.	Ankara, Turkey	99	0.12%
92.	Urbana, Illinois, United States	99	0.12%
93.	Oslo, Norway	98	0.11%
94.	Pleasanton, California, United States	97	0.11%
95.	Istanbul, Turkey	97	0.11%
96.	Honolulu, Hawaii, United States	97	0.11%
97.	Hong Kong, Hong Kong	97	0.11%
98.	Knoxville, Tennessee, United States	95	0.11%
99.	Montreal, Canada	94	0.11%
100.	Sydney, Australia	94	0.11%

City	Visits	% Visits
<b>Subtotal for rows: 1 - 100</b>	<b>67,191</b>	<b>78.16%</b>
<b>Other</b>	<b>18,772</b>	<b>21.84%</b>
<b>Total</b>	<b>85,963</b>	<b>100.00%</b>

items 1-100 of 200

**Cities - Help Card**



### Column Definitions

**City**

If the WebTrends GeoTrends Database is turned on for this profile, the location is determined by looking up the visitor's IP address in this database.


**Visits**

Number of visits from this city. A visit is a series of actions that begins when a visitor views their first page from the server, and ends when the visitor leaves the site or remains idle beyond the idle-time limit. The default idle-time limit is thirty minutes. This time limit can be changed by the system administrator.

**%**

Percentage of total visits from this city.

---



### Report Descriptions

This information can help you meet the needs of your target audience as well as discover new audiences. Consider how you can make the content comprehensive and relevant to an international audience.

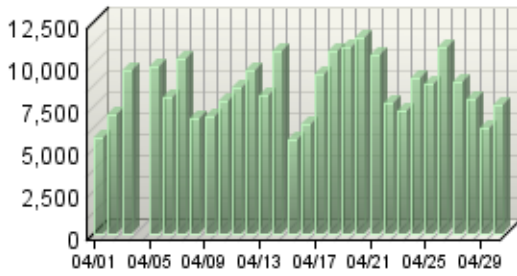
**Note:** Use this information carefully because it is based on Internet registration, and may not always be an accurate identifier of the visitor's actual location.

# Pages Dashboard

This displays key graphs and tables that provide an overview of the Pages chapter. When viewing through the on-demand interface, you can click on the title of a graph or table to navigate to the corresponding page.

## Page Views Trend

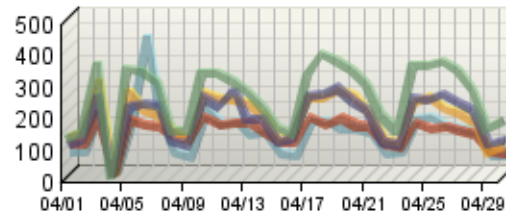
Page Views



■ Page Views

## Pages Trend

Visits



■ /ncer/  
■ /ncer/rfa/  
■ /ncer/sbir/  
■ /ncer/fellow/  
■ /ncer/rfa/2006/200...

## Content Groups

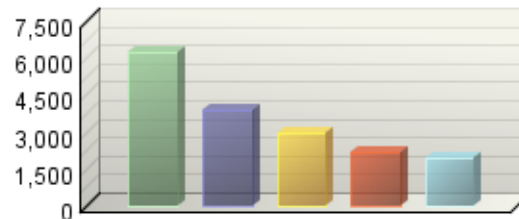
No data is available for this graph.

## Page View Summary

Page Views	249,852
Average per Day	8,328
Average Page Views per Visit	2.87

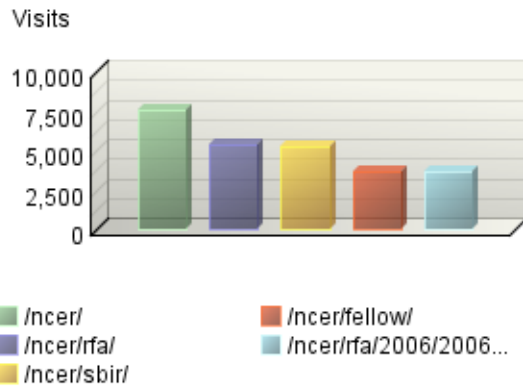
## Entry Pages

Visits

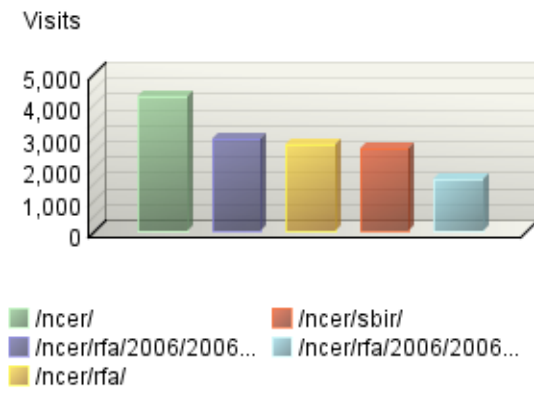


■ /ncer/  
■ /ncer/sbir/  
■ /ncer/rfa/  
■ /ncer/fellow/  
■ /ncer/p3/

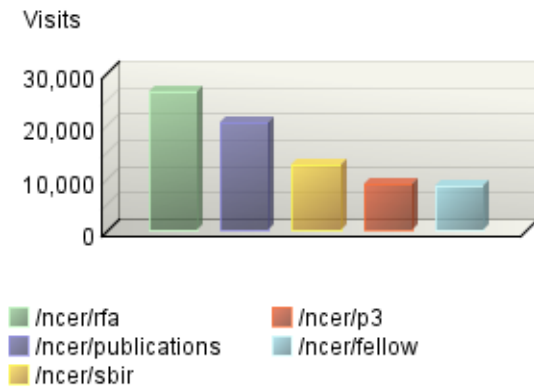
### Pages



### Exit Pages



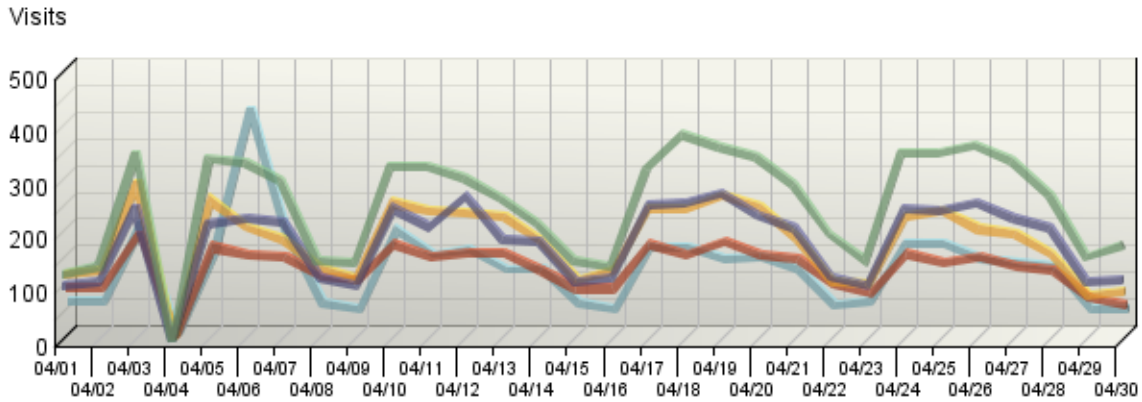
### Directories



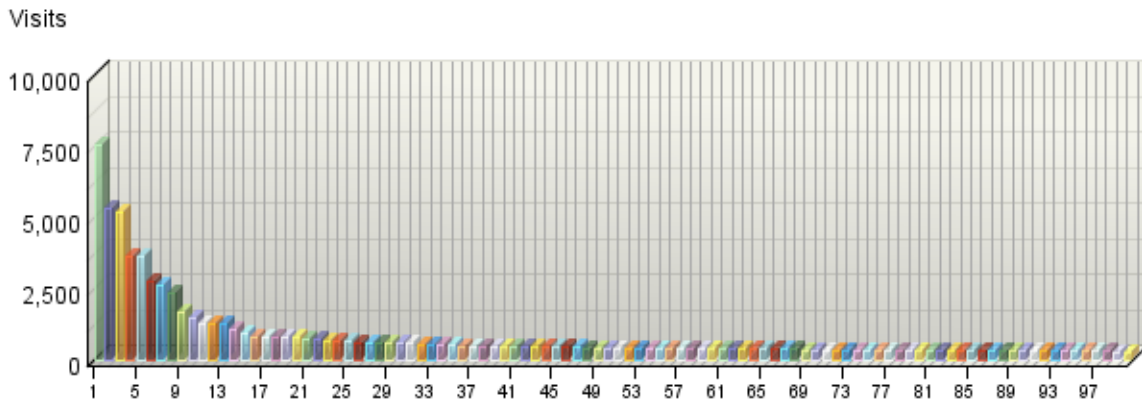
# Pages

This identifies the most popular web pages on your site and shows you the number of visits for each, and displays the average length of time the page was viewed.

**Pages Trend**



**Pages**



**Pages**

	Pages	Visits	Views	Average Time Viewed
■ 1.	<a href="http://es.epa.gov/ncer/">http://es.epa.gov/ncer/</a>	7,544	13,135	00:01:29
■ 2.	<a href="http://es.epa.gov/ncer/rfa/">http://es.epa.gov/ncer/rfa/</a>	5,328	7,190	00:01:35
■ 3.	<a href="http://es.epa.gov/ncer/sbir/">http://es.epa.gov/ncer/sbir/</a>	5,222	8,739	00:01:27
■ 4.	<a href="http://es.epa.gov/ncer/fellow/">http://es.epa.gov/ncer/fellow/</a>	3,663	5,035	00:01:04

	<b>Pages</b>	<b>Visits</b>	<b>Views</b>	<b>Average Time Viewed</b>
5.	<a href="http://es.epa.gov/ncer/rfa/2006/2006_sbir_phase1.html">http://es.epa.gov/ncer/rfa/2006/2006_sbir_phase1.html</a>	3,647	3,999	00:04:28
6.	<a href="http://es.epa.gov/ncer/p3/">http://es.epa.gov/ncer/p3/</a>	2,782	4,568	00:01:25
7.	<a href="http://es.epa.gov/ncer/rfa/2006/2006_star_cns.html">http://es.epa.gov/ncer/rfa/2006/2006_star_cns.html</a>	2,657	3,034	00:03:22
8.	<a href="http://es.epa.gov/ncer/grants/">http://es.epa.gov/ncer/grants/</a>	2,348	3,253	00:01:29
9.	<a href="http://es.epa.gov/ncer/rfa/2006/2006_star_fellow.html">http://es.epa.gov/ncer/rfa/2006/2006_star_fellow.html</a>	1,671	1,806	00:02:18
10.	<a href="http://es.epa.gov/ncer/events/">http://es.epa.gov/ncer/events/</a>	1,515	2,556	00:01:29
11.	<a href="http://es.epa.gov/ncer/rfa/2006/2006_star_gcaq.html">http://es.epa.gov/ncer/rfa/2006/2006_star_gcaq.html</a>	1,285	1,385	00:02:24
12.	<a href="http://es.epa.gov/ncer/rfa/forms/">http://es.epa.gov/ncer/rfa/forms/</a>	1,268	2,286	00:01:19
13.	<a href="http://es.epa.gov/ncer/nano/">http://es.epa.gov/ncer/nano/</a>	1,267	2,092	00:00:56
14.	<a href="http://es.epa.gov/ncer/cns/">http://es.epa.gov/ncer/cns/</a>	1,054	1,894	00:01:13
15.	<a href="http://es.epa.gov/ncer/guidance/">http://es.epa.gov/ncer/guidance/</a>	937	1,531	00:01:00
16.	<a href="http://es.epa.gov/ncer/rfa/2005/2005_star_nano.html">http://es.epa.gov/ncer/rfa/2005/2005_star_nano.html</a>	835	971	00:03:15
17.	<a href="http://es.epa.gov/ncer/other/">http://es.epa.gov/ncer/other/</a>	834	1,086	00:00:39
18.	<a href="http://es.epa.gov/ncer/publications/">http://es.epa.gov/ncer/publications/</a>	811	1,178	00:00:46
19.	<a href="http://es.epa.gov/ncer/results/">http://es.epa.gov/ncer/results/</a>	801	1,119	00:00:57
20.	<a href="http://es.epa.gov/ncer/rfa/2006/2006_star_methodological.html">http://es.epa.gov/ncer/rfa/2006/2006_star_methodological.html</a>	786	840	00:01:42
21.	<a href="http://es.epa.gov/ncer/science/">http://es.epa.gov/ncer/science/</a>	745	1,090	00:00:35
22.	<a href="http://es.epa.gov/ncer/about/">http://es.epa.gov/ncer/about/</a>	723	895	00:00:48
23.	<a href="http://es.epa.gov/ncer/rfa/2006/2006_grad_fellow.html">http://es.epa.gov/ncer/rfa/2006/2006_grad_fellow.html</a>	702	787	00:01:54
24.	<a href="http://es.epa.gov/ncer/rfa/2006/2006_grad_fellow.html">http://es.epa.gov/ncer/rfa/2006/2006_grad_fellow.html</a>	656	688	00:01:28
25.	<a href="http://es.epa.gov/ncer/p3/project_websites/2005/2005_phase_1_project_websites.html">http://es.epa.gov/ncer/p3/project_websites/2005/2005_phase_1_project_websites.html</a>	645	696	00:01:26
26.	<a href="http://es.epa.gov/ncer/fellow/recipient/star_fellow05.html">http://es.epa.gov/ncer/fellow/recipient/star_fellow05.html</a>	634	683	00:01:24
27.	<a href="http://es.epa.gov/ncer/guidance/faqs/faq_grad.html">http://es.epa.gov/ncer/guidance/faqs/faq_grad.html</a>	615	657	00:01:40
28.	<a href="http://es.epa.gov/ncer/rfa/2006/2006_p3.html">http://es.epa.gov/ncer/rfa/2006/2006_p3.html</a>	613	693	00:01:21
29.	<a href="http://es.epa.gov/ncer/p3/expo/">http://es.epa.gov/ncer/p3/expo/</a>	603	706	00:00:55
30.	<a href="http://es.epa.gov/ncer/centers/">http://es.epa.gov/ncer/centers/</a>	599	760	00:01:20
31.	<a href="http://es.epa.gov/ncer/rfa/postdoc.html">http://es.epa.gov/ncer/rfa/postdoc.html</a>	587	625	00:01:12
32.	<a href="http://es.epa.gov/ncer/rfa/archive/grants/">http://es.epa.gov/ncer/rfa/archive/grants/</a>	558	740	00:00:26
33.	<a href="http://es.epa.gov/ncer/p3/current/">http://es.epa.gov/ncer/p3/current/</a>	553	630	00:00:45
34.	<a href="http://es.epa.gov/ncer/guidance/faqs.html">http://es.epa.gov/ncer/guidance/faqs.html</a>	527	597	00:00:50
35.	<a href="http://es.epa.gov/ncer/p3/fact_sheet.html">http://es.epa.gov/ncer/p3/fact_sheet.html</a>	521	551	00:00:41

	<b>Pages</b>	<b>Visits</b>	<b>Views</b>	<b>Average Time Viewed</b>
36.	<a href="http://es.epa.gov/ncer/rfa/2005/2005_sbir_phase1.html">http://es.epa.gov/ncer/rfa/2005/2005_sbir_phase1.html</a>	489	513	00:01:33
37.	<a href="http://es.epa.gov/ncer/rfa/archive/sbir/">http://es.epa.gov/ncer/rfa/archive/sbir/</a>	483	549	00:00:31
38.	<a href="http://es.epa.gov/ncer/science/economics/">http://es.epa.gov/ncer/science/economics/</a>	479	640	00:00:46
39.	<a href="http://es.epa.gov/ncer/nano/factsheet/">http://es.epa.gov/ncer/nano/factsheet/</a>	468	705	00:00:37
40.	<a href="http://es.epa.gov/ncer/rfa/2004/2005_gro_undegrad_fellow.html">http://es.epa.gov/ncer/rfa/2004/2005_gro_undegrad_fellow.html</a>	462	487	00:01:09
41.	<a href="http://es.epa.gov/ncer/rfa/2004/2005_star_grad_fellow.html">http://es.epa.gov/ncer/rfa/2004/2005_star_grad_fellow.html</a>	462	489	00:01:04
42.	<a href="http://es.epa.gov/ncer/grants/recipients_index.html">http://es.epa.gov/ncer/grants/recipients_index.html</a>	457	487	00:01:38
43.	<a href="http://es.epa.gov/ncer/science/pm/">http://es.epa.gov/ncer/science/pm/</a>	455	615	00:00:48
44.	<a href="http://es.epa.gov/ncer/rfa/2005/2005_star_biototech.html">http://es.epa.gov/ncer/rfa/2005/2005_star_biototech.html</a>	453	508	00:01:15
45.	<a href="http://es.epa.gov/ncer/nano/questions/">http://es.epa.gov/ncer/nano/questions/</a>	448	521	00:01:00
46.	<a href="http://es.epa.gov/ncer/events/news/">http://es.epa.gov/ncer/events/news/</a>	447	627	00:00:36
47.	<a href="http://es.epa.gov/ncer/sbir/amendment1.html">http://es.epa.gov/ncer/sbir/amendment1.html</a>	443	462	00:01:11
48.	<a href="http://es.epa.gov/ncer/publications/starreport/">http://es.epa.gov/ncer/publications/starreport/</a>	439	719	00:05:45
49.	<a href="http://es.epa.gov/ncer/nano/research/">http://es.epa.gov/ncer/nano/research/</a>	423	690	00:00:37
50.	<a href="http://es.epa.gov/ncer/staa/">http://es.epa.gov/ncer/staa/</a>	416	506	00:00:54
51.	<a href="http://es.epa.gov/ncer/guidance/star_images.html">http://es.epa.gov/ncer/guidance/star_images.html</a>	415	487	00:01:46
52.	<a href="http://es.epa.gov/ncer/nano/publications/">http://es.epa.gov/ncer/nano/publications/</a>	411	665	00:00:29
53.	<a href="http://es.epa.gov/ncer/rfa/2004/2004_manufactured_nano.html">http://es.epa.gov/ncer/rfa/2004/2004_manufactured_nano.html</a>	407	415	00:01:01
54.	<a href="http://es.epa.gov/ncer/nano/lectures/">http://es.epa.gov/ncer/nano/lectures/</a>	405	648	00:00:51
55.	<a href="http://es.epa.gov/ncer/rfa/2005/2005_ecohab.html">http://es.epa.gov/ncer/rfa/2005/2005_ecohab.html</a>	404	475	00:01:03
56.	<a href="http://es.epa.gov/ncer/p3/press/agenda06.html">http://es.epa.gov/ncer/p3/press/agenda06.html</a>	403	454	00:01:04
57.	<a href="http://es.epa.gov/ncer/rfa/2004/2005_gro_grad_fellow.html">http://es.epa.gov/ncer/rfa/2004/2005_gro_grad_fellow.html</a>	400	417	00:01:08
58.	<a href="http://es.epa.gov/ncer/guidance/star_faq.html">http://es.epa.gov/ncer/guidance/star_faq.html</a>	399	448	00:01:10
59.	<a href="http://es.epa.gov/ncer/publications/topical/mercury.html">http://es.epa.gov/ncer/publications/topical/mercury.html</a>	398	419	00:00:56
60.	<a href="http://es.epa.gov/ncer/publications/topical/">http://es.epa.gov/ncer/publications/topical/</a>	392	540	00:00:41
61.	<a href="http://es.epa.gov/ncer/events/news/2005/04_13_05_feature.html">http://es.epa.gov/ncer/events/news/2005/04_13_05_feature.html</a>	391	409	00:00:44
62.	<a href="http://es.epa.gov/ncer/p3/become_exhibitor.html">http://es.epa.gov/ncer/p3/become_exhibitor.html</a>	390	487	00:00:38
63.	<a href="http://es.epa.gov/ncer/rfa/2006/2006_gro_sollicitation.html">http://es.epa.gov/ncer/rfa/2006/2006_gro_sollicitation.html</a>	389	466	00:00:46
64.	<a href="http://es.epa.gov/ncer/p3/forms/">http://es.epa.gov/ncer/p3/forms/</a>	383	773	00:01:12
65.	<a href="http://es.epa.gov/ncer/p3/project_websites/2004_phase_2_project_websites.html">http://es.epa.gov/ncer/p3/project_websites/2004_phase_2_project_websites.html</a>	382	422	00:01:14



	<b>Pages</b>	<b>Visits</b>	<b>Views</b>	<b>Average Time Viewed</b>
66.	<a href="http://es.epa.gov/ncer/p3/project_websites/2004_project_websites.html">http://es.epa.gov/ncer/p3/project_websites/2004_project_websites.html</a>	378	456	00:00:37
67.	<a href="http://es.epa.gov/ncer/p3/info/team.html">http://es.epa.gov/ncer/p3/info/team.html</a>	377	420	00:00:15
68.	<a href="http://es.epa.gov/ncer/publications/workshop/">http://es.epa.gov/ncer/publications/workshop/</a>	376	755	00:00:42
69.	<a href="http://es.epa.gov/ncer/about/quickguide.html">http://es.epa.gov/ncer/about/quickguide.html</a>	370	394	00:00:46
70.	<a href="http://es.epa.gov/ncer/fellow/recipients/gro_fellow05.html">http://es.epa.gov/ncer/fellow/recipients/gro_fellow05.html</a>	370	424	00:01:53
71.	<a href="http://es.epa.gov/ncer/events/news/2005/03_08_05_feature.html">http://es.epa.gov/ncer/events/news/2005/03_08_05_feature.html</a>	369	400	00:01:04
72.	<a href="http://es.epa.gov/ncer/rfa/archive/">http://es.epa.gov/ncer/rfa/archive/</a>	368	498	00:00:31
73.	<a href="http://es.epa.gov/ncer/p3/press/news_article_102705.html">http://es.epa.gov/ncer/p3/press/news_article_102705.html</a>	368	399	00:00:57
74.	<a href="http://es.epa.gov/ncer/p3/past/">http://es.epa.gov/ncer/p3/past/</a>	366	426	00:00:21
75.	<a href="http://es.epa.gov/ncer/fellow/recipients/star_fellow04.html">http://es.epa.gov/ncer/fellow/recipients/star_fellow04.html</a>	360	381	00:01:02
76.	<a href="http://es.epa.gov/ncer/p3/success/">http://es.epa.gov/ncer/p3/success/</a>	359	401	00:00:30
77.	<a href="http://es.epa.gov/ncer/sbir/success/">http://es.epa.gov/ncer/sbir/success/</a>	354	429	00:00:59
78.	<a href="http://es.epa.gov/ncer/science/globalclimate/">http://es.epa.gov/ncer/science/globalclimate/</a>	344	389	00:00:46
79.	<a href="http://es.epa.gov/ncer/nano/newsroom/">http://es.epa.gov/ncer/nano/newsroom/</a>	343	562	00:00:11
80.	<a href="http://es.epa.gov/ncer/fellow/recipients/gro_undergrad_fellow05.html">http://es.epa.gov/ncer/fellow/recipients/gro_undergrad_fellow05.html</a>	341	383	00:01:41
81.	<a href="http://es.epa.gov/ncer/p3/apply/">http://es.epa.gov/ncer/p3/apply/</a>	340	371	00:00:40
82.	<a href="http://es.epa.gov/ncer/publications/topical/drinking.html">http://es.epa.gov/ncer/publications/topical/drinking.html</a>	340	359	00:01:37
83.	<a href="http://es.epa.gov/ncer/p3/info/media.html">http://es.epa.gov/ncer/p3/info/media.html</a>	336	392	00:00:31
84.	<a href="http://es.epa.gov/ncer/rfa/archive/fellow/">http://es.epa.gov/ncer/rfa/archive/fellow/</a>	334	383	00:00:53
85.	<a href="http://es.epa.gov/ncer/rfa/current/2003_mai_grad.html">http://es.epa.gov/ncer/rfa/current/2003_mai_grad.html</a>	330	361	00:01:01
86.	<a href="http://es.epa.gov/ncer/nano/solicitation/">http://es.epa.gov/ncer/nano/solicitation/</a>	328	552	00:00:21
87.	<a href="http://es.epa.gov/ncer/events/news/2005/11_17_05_feature.html">http://es.epa.gov/ncer/events/news/2005/11_17_05_feature.html</a>	325	346	00:01:02
88.	<a href="http://es.epa.gov/ncer/fellow/fellow_2005.html">http://es.epa.gov/ncer/fellow/fellow_2005.html</a>	325	347	00:01:03
89.	<a href="http://es.epa.gov/ncer/fellow/abstracts/">http://es.epa.gov/ncer/fellow/abstracts/</a>	324	460	00:00:16
90.	<a href="http://es.epa.gov/ncer/rfa/current/2004_grad_fellow.html">http://es.epa.gov/ncer/rfa/current/2004_grad_fellow.html</a>	323	351	00:01:03
91.	<a href="http://es.epa.gov/ncer/publications/meetings/drinking_aug23-25_03.html">http://es.epa.gov/ncer/publications/meetings/drinking_aug23-25_03.html</a>	323	371	00:00:36
92.	<a href="http://es.epa.gov/ncer/p3/designs_sustain_rfp_2005.html">http://es.epa.gov/ncer/p3/designs_sustain_rfp_2005.html</a>	323	361	00:01:09
93.	<a href="http://es.epa.gov/ncer/events/news/2006/02_06_feature_field.html">http://es.epa.gov/ncer/events/news/2006/02_06_feature_field.html</a>	321	349	00:01:04
94.	<a href="http://es.epa.gov/ncer/nano/relevant_meetings/">http://es.epa.gov/ncer/nano/relevant_meetings/</a>	319	540	00:00:21

	Pages	Visits	Views	Average Time Viewed
95.	<a href="http://es.epa.gov/ncer/rfa/current/2003_nano.html">http://es.epa.gov/ncer/rfa/current/2003_nano.html</a>	314	332	00:01:09
96.	<a href="http://es.epa.gov/ncer/events/news/2003/01_15_03a.html">http://es.epa.gov/ncer/events/news/2003/01_15_03a.html</a>	311	359	00:02:36
97.	<a href="http://es.epa.gov/ncer/fellow/recipients/star_fellow03.html">http://es.epa.gov/ncer/fellow/recipients/star_fellow03.html</a>	310	328	00:00:45
98.	<a href="http://es.epa.gov/ncer/guidance/qa.html">http://es.epa.gov/ncer/guidance/qa.html</a>	307	333	00:00:52
99.	<a href="http://es.epa.gov/ncer/p3/partners/">http://es.epa.gov/ncer/p3/partners/</a>	302	378	00:00:43
100.	<a href="http://es.epa.gov/ncer/rfa/2005/2005_nonlinear_responses.html">http://es.epa.gov/ncer/rfa/2005/2005_nonlinear_responses.html</a>	298	320	00:01:40
<b>Subtotal for rows: 1 - 100</b>		-	<b>108,848</b>	-
<b>Other</b>		-	<b>141,004</b>	-
<b>Total</b>		-	<b>249,852</b>	-

items 1-100 of 200

### Pages

	Pages	Average Time to Serve (ms)
1.	<a href="http://es.epa.gov/ncer/">http://es.epa.gov/ncer/</a>	0
2.	<a href="http://es.epa.gov/ncer/rfa/">http://es.epa.gov/ncer/rfa/</a>	0
3.	<a href="http://es.epa.gov/ncer/sbir/">http://es.epa.gov/ncer/sbir/</a>	0
4.	<a href="http://es.epa.gov/ncer/fellow/">http://es.epa.gov/ncer/fellow/</a>	0
5.	<a href="http://es.epa.gov/ncer/rfa/2006/2006_sbir_phase1.html">http://es.epa.gov/ncer/rfa/2006/2006_sbir_phase1.html</a>	0
6.	<a href="http://es.epa.gov/ncer/p3/">http://es.epa.gov/ncer/p3/</a>	0
7.	<a href="http://es.epa.gov/ncer/rfa/2006/2006_star_cns.html">http://es.epa.gov/ncer/rfa/2006/2006_star_cns.html</a>	0
8.	<a href="http://es.epa.gov/ncer/grants/">http://es.epa.gov/ncer/grants/</a>	0
9.	<a href="http://es.epa.gov/ncer/rfa/2006/2006_star_fellow.html">http://es.epa.gov/ncer/rfa/2006/2006_star_fellow.html</a>	0
10.	<a href="http://es.epa.gov/ncer/events/">http://es.epa.gov/ncer/events/</a>	0
11.	<a href="http://es.epa.gov/ncer/rfa/2006/2006_star_gcaq.html">http://es.epa.gov/ncer/rfa/2006/2006_star_gcaq.html</a>	0
12.	<a href="http://es.epa.gov/ncer/rfa/forms/">http://es.epa.gov/ncer/rfa/forms/</a>	0
13.	<a href="http://es.epa.gov/ncer/nano/">http://es.epa.gov/ncer/nano/</a>	0
14.	<a href="http://es.epa.gov/ncer/cns/">http://es.epa.gov/ncer/cns/</a>	0
15.	<a href="http://es.epa.gov/ncer/guidance/">http://es.epa.gov/ncer/guidance/</a>	0
16.	<a href="http://es.epa.gov/ncer/rfa/2005/2005_star_nano.html">http://es.epa.gov/ncer/rfa/2005/2005_star_nano.html</a>	0
17.	<a href="http://es.epa.gov/ncer/other/">http://es.epa.gov/ncer/other/</a>	0
18.	<a href="http://es.epa.gov/ncer/publications/">http://es.epa.gov/ncer/publications/</a>	0
19.	<a href="http://es.epa.gov/ncer/results/">http://es.epa.gov/ncer/results/</a>	0

	Pages	Average Time to Serve (ms)
20.	<a href="http://es.epa.gov/ncer/rfa/2006/2006_star_methodological.html">http://es.epa.gov/ncer/rfa/2006/2006_star_methodological.html</a>	0
21.	<a href="http://es.epa.gov/ncer/science/">http://es.epa.gov/ncer/science/</a>	0
22.	<a href="http://es.epa.gov/ncer/about/">http://es.epa.gov/ncer/about/</a>	0
23.	<a href="http://es.epa.gov/ncer/rfa/2006/2006_gro_undegrad_fellow.html">http://es.epa.gov/ncer/rfa/2006/2006_gro_undegrad_fellow.html</a>	0
24.	<a href="http://es.epa.gov/ncer/rfa/2006/2006_gro_fellow.html">http://es.epa.gov/ncer/rfa/2006/2006_gro_fellow.html</a>	0
25.	<a href="http://es.epa.gov/ncer/p3/project_websites/2005/2005_phase_1_project_websites.html">http://es.epa.gov/ncer/p3/project_websites/2005/2005_phase_1_project_websites.html</a>	0
26.	<a href="http://es.epa.gov/ncer/fellow/recipients/star_fellow05.html">http://es.epa.gov/ncer/fellow/recipients/star_fellow05.html</a>	0
27.	<a href="http://es.epa.gov/ncer/guidance/faqs/faq_gro_grad.html">http://es.epa.gov/ncer/guidance/faqs/faq_gro_grad.html</a>	0
28.	<a href="http://es.epa.gov/ncer/rfa/2006/2006_p3.html">http://es.epa.gov/ncer/rfa/2006/2006_p3.html</a>	0
29.	<a href="http://es.epa.gov/ncer/p3/expo/">http://es.epa.gov/ncer/p3/expo/</a>	0
30.	<a href="http://es.epa.gov/ncer/centers/">http://es.epa.gov/ncer/centers/</a>	0
31.	<a href="http://es.epa.gov/ncer/rfa/postdoc.html">http://es.epa.gov/ncer/rfa/postdoc.html</a>	0
32.	<a href="http://es.epa.gov/ncer/rfa/archive/grants/">http://es.epa.gov/ncer/rfa/archive/grants/</a>	0
33.	<a href="http://es.epa.gov/ncer/p3/current/">http://es.epa.gov/ncer/p3/current/</a>	0
34.	<a href="http://es.epa.gov/ncer/guidance/faqs.html">http://es.epa.gov/ncer/guidance/faqs.html</a>	0
35.	<a href="http://es.epa.gov/ncer/p3/fact_sheet.html">http://es.epa.gov/ncer/p3/fact_sheet.html</a>	0
36.	<a href="http://es.epa.gov/ncer/rfa/2005/2005_sbirl_phase1.html">http://es.epa.gov/ncer/rfa/2005/2005_sbirl_phase1.html</a>	0
37.	<a href="http://es.epa.gov/ncer/rfa/archive/sbir/">http://es.epa.gov/ncer/rfa/archive/sbir/</a>	0
38.	<a href="http://es.epa.gov/ncer/science/economics/">http://es.epa.gov/ncer/science/economics/</a>	0
39.	<a href="http://es.epa.gov/ncer/nano/factsheet/">http://es.epa.gov/ncer/nano/factsheet/</a>	0
40.	<a href="http://es.epa.gov/ncer/rfa/2004/2005_gro_undegrad_fellow.html">http://es.epa.gov/ncer/rfa/2004/2005_gro_undegrad_fellow.html</a>	0
41.	<a href="http://es.epa.gov/ncer/rfa/2004/2005_star_grad_fellow.html">http://es.epa.gov/ncer/rfa/2004/2005_star_grad_fellow.html</a>	0
42.	<a href="http://es.epa.gov/ncer/grants/recipients_index.html">http://es.epa.gov/ncer/grants/recipients_index.html</a>	0
43.	<a href="http://es.epa.gov/ncer/science/pm/">http://es.epa.gov/ncer/science/pm/</a>	0
44.	<a href="http://es.epa.gov/ncer/rfa/2005/2005_star_biotech.html">http://es.epa.gov/ncer/rfa/2005/2005_star_biotech.html</a>	0
45.	<a href="http://es.epa.gov/ncer/nano/questions/">http://es.epa.gov/ncer/nano/questions/</a>	0
46.	<a href="http://es.epa.gov/ncer/events/news/">http://es.epa.gov/ncer/events/news/</a>	0
47.	<a href="http://es.epa.gov/ncer/sbir/amendment1.html">http://es.epa.gov/ncer/sbir/amendment1.html</a>	0
48.	<a href="http://es.epa.gov/ncer/publications/starreport/">http://es.epa.gov/ncer/publications/starreport/</a>	0
49.	<a href="http://es.epa.gov/ncer/nano/research/">http://es.epa.gov/ncer/nano/research/</a>	0
50.	<a href="http://es.epa.gov/ncer/staa/">http://es.epa.gov/ncer/staa/</a>	0

	Pages	Average Time to Serve (ms)
51.	<a href="http://es.epa.gov/ncer/guidance/star_images.html">http://es.epa.gov/ncer/guidance/star_images.html</a>	0
52.	<a href="http://es.epa.gov/ncer/nano/publications/">http://es.epa.gov/ncer/nano/publications/</a>	0
53.	<a href="http://es.epa.gov/ncer/rfa/2004/2004_manufactured_nano.html">http://es.epa.gov/ncer/rfa/2004/2004_manufactured_nano.html</a>	0
54.	<a href="http://es.epa.gov/ncer/nano/lectures/">http://es.epa.gov/ncer/nano/lectures/</a>	0
55.	<a href="http://es.epa.gov/ncer/rfa/2005/2005_ecohab.html">http://es.epa.gov/ncer/rfa/2005/2005_ecohab.html</a>	0
56.	<a href="http://es.epa.gov/ncer/p3/press/agenda06.html">http://es.epa.gov/ncer/p3/press/agenda06.html</a>	0
57.	<a href="http://es.epa.gov/ncer/rfa/2004/2005_gro_grad_fellow.html">http://es.epa.gov/ncer/rfa/2004/2005_gro_grad_fellow.html</a>	0
58.	<a href="http://es.epa.gov/ncer/guidance/star_faq.html">http://es.epa.gov/ncer/guidance/star_faq.html</a>	0
59.	<a href="http://es.epa.gov/ncer/publications/topical/mercury.html">http://es.epa.gov/ncer/publications/topical/mercury.html</a>	0
60.	<a href="http://es.epa.gov/ncer/publications/topical/">http://es.epa.gov/ncer/publications/topical/</a>	0
61.	<a href="http://es.epa.gov/ncer/events/news/2005/04_13_05_feature.html">http://es.epa.gov/ncer/events/news/2005/04_13_05_feature.html</a>	0
62.	<a href="http://es.epa.gov/ncer/p3/become_exhibitor.html">http://es.epa.gov/ncer/p3/become_exhibitor.html</a>	0
63.	<a href="http://es.epa.gov/ncer/rfa/2006/2006_gro_sollicitation.html">http://es.epa.gov/ncer/rfa/2006/2006_gro_sollicitation.html</a>	0
64.	<a href="http://es.epa.gov/ncer/p3/forms/">http://es.epa.gov/ncer/p3/forms/</a>	0
65.	<a href="http://es.epa.gov/ncer/p3/project_websites/2004_phase_2_project_websites.html">http://es.epa.gov/ncer/p3/project_websites/2004_phase_2_project_websites.html</a>	0
66.	<a href="http://es.epa.gov/ncer/p3/project_websites/2004_project_websites.html">http://es.epa.gov/ncer/p3/project_websites/2004_project_websites.html</a>	0
67.	<a href="http://es.epa.gov/ncer/p3/info/team.html">http://es.epa.gov/ncer/p3/info/team.html</a>	0
68.	<a href="http://es.epa.gov/ncer/publications/workshop/">http://es.epa.gov/ncer/publications/workshop/</a>	0
69.	<a href="http://es.epa.gov/ncer/about/quickguide.html">http://es.epa.gov/ncer/about/quickguide.html</a>	0
70.	<a href="http://es.epa.gov/ncer/fellow/recipients/gro_fellow05.html">http://es.epa.gov/ncer/fellow/recipients/gro_fellow05.html</a>	0
71.	<a href="http://es.epa.gov/ncer/events/news/2005/03_08_05_feature.html">http://es.epa.gov/ncer/events/news/2005/03_08_05_feature.html</a>	0
72.	<a href="http://es.epa.gov/ncer/rfa/archive/">http://es.epa.gov/ncer/rfa/archive/</a>	0
73.	<a href="http://es.epa.gov/ncer/p3/press/news_article_102705.html">http://es.epa.gov/ncer/p3/press/news_article_102705.html</a>	0
74.	<a href="http://es.epa.gov/ncer/p3/past/">http://es.epa.gov/ncer/p3/past/</a>	0
75.	<a href="http://es.epa.gov/ncer/fellow/recipients/star_fellow04.html">http://es.epa.gov/ncer/fellow/recipients/star_fellow04.html</a>	0
76.	<a href="http://es.epa.gov/ncer/p3/success/">http://es.epa.gov/ncer/p3/success/</a>	0
77.	<a href="http://es.epa.gov/ncer/sbir/success/">http://es.epa.gov/ncer/sbir/success/</a>	0
78.	<a href="http://es.epa.gov/ncer/science/globalclimate/">http://es.epa.gov/ncer/science/globalclimate/</a>	0
79.	<a href="http://es.epa.gov/ncer/nano/newsroom/">http://es.epa.gov/ncer/nano/newsroom/</a>	0

	Pages	Average Time to Serve (ms)
80.	<a href="http://es.epa.gov/ncer/fellow/recipients/gro_undergrad_fellow05.html">http://es.epa.gov/ncer/fellow/recipients/gro_undergrad_fellow05.html</a>	0
81.	<a href="http://es.epa.gov/ncer/p3/apply/">http://es.epa.gov/ncer/p3/apply/</a>	0
82.	<a href="http://es.epa.gov/ncer/publications/topical/drinking.html">http://es.epa.gov/ncer/publications/topical/drinking.html</a>	0
83.	<a href="http://es.epa.gov/ncer/p3/info/media.html">http://es.epa.gov/ncer/p3/info/media.html</a>	0
84.	<a href="http://es.epa.gov/ncer/rfa/archive/fellow/">http://es.epa.gov/ncer/rfa/archive/fellow/</a>	0
85.	<a href="http://es.epa.gov/ncer/rfa/current/2003_mai_grad.html">http://es.epa.gov/ncer/rfa/current/2003_mai_grad.html</a>	0
86.	<a href="http://es.epa.gov/ncer/nano/solicitation/">http://es.epa.gov/ncer/nano/solicitation/</a>	0
87.	<a href="http://es.epa.gov/ncer/events/news/2005/11_17_05_feature.html">http://es.epa.gov/ncer/events/news/2005/11_17_05_feature.html</a>	0
88.	<a href="http://es.epa.gov/ncer/fellow/fellow_2005.html">http://es.epa.gov/ncer/fellow/fellow_2005.html</a>	0
89.	<a href="http://es.epa.gov/ncer/fellow/abstracts/">http://es.epa.gov/ncer/fellow/abstracts/</a>	0
90.	<a href="http://es.epa.gov/ncer/rfa/current/2004_grad_fellow.html">http://es.epa.gov/ncer/rfa/current/2004_grad_fellow.html</a>	0
91.	<a href="http://es.epa.gov/ncer/publications/meetings/drinking_aug23-25_03.html">http://es.epa.gov/ncer/publications/meetings/drinking_aug23-25_03.html</a>	0
92.	<a href="http://es.epa.gov/ncer/p3/designs_sustain_rfp_2005.html">http://es.epa.gov/ncer/p3/designs_sustain_rfp_2005.html</a>	0
93.	<a href="http://es.epa.gov/ncer/events/news/2006/02_06_feature_field.html">http://es.epa.gov/ncer/events/news/2006/02_06_feature_field.html</a>	0
94.	<a href="http://es.epa.gov/ncer/nano/relevant_meetings/">http://es.epa.gov/ncer/nano/relevant_meetings/</a>	0
95.	<a href="http://es.epa.gov/ncer/rfa/current/2003_nano.html">http://es.epa.gov/ncer/rfa/current/2003_nano.html</a>	0
96.	<a href="http://es.epa.gov/ncer/events/news/2003/01_15_03a.html">http://es.epa.gov/ncer/events/news/2003/01_15_03a.html</a>	0
97.	<a href="http://es.epa.gov/ncer/fellow/recipients/star_fellow03.html">http://es.epa.gov/ncer/fellow/recipients/star_fellow03.html</a>	0
98.	<a href="http://es.epa.gov/ncer/guidance/qa.html">http://es.epa.gov/ncer/guidance/qa.html</a>	0
99.	<a href="http://es.epa.gov/ncer/p3/partners/">http://es.epa.gov/ncer/p3/partners/</a>	0
100.	<a href="http://es.epa.gov/ncer/rfa/2005/2005_nonlinear_responses.html">http://es.epa.gov/ncer/rfa/2005/2005_nonlinear_responses.html</a>	0
	<b>Subtotal for rows: 1 - 100</b>	-
	<b>Other</b>	-
	<b>Total</b>	-

items 1-100 of 200

## Pages - Help Card



### Column Definitions

#### Pages

Any displayed page. You can specify for each profile the types of files that qualify as a page. These settings can be changed by the WebTrends administrator.

#### Visits

Number of visits to this page. A visit is a series of actions that begins when a visitor views the first page from the server, and ends when the visitor leaves the site or remains idle beyond the idle-time limit. The default idle-time limit is thirty minutes. This time limit can be changed by the system administrator.

#### Views

Number of times this page was viewed by visitors.

#### Average Time Viewed

Average length of time the specified page was viewed. (The format is hh:mm:ss - hours:minutes:seconds.)

#### Average Time to Serve

Average amount of time (in milliseconds) it took to serve each document during the specified time interval. The time to serve spans from the time the server got a page request until it transmitted all the data.

**Note:** Zero values in this column probably indicates that your web server is not logging Time to Serve information.



---

### Report Descriptions

Pages with good content and design are more likely to attract visitors and be revisited. Less popular pages on a site can be made more appealing by improving the content or incorporating design elements similar to that on the more important pages. Always remember that people are far more interested in content than in design, and average view times can help determine which content is most important to your visitors.

# Content Groups

This report identifies the most popular groups of web site pages and how often they were visited.

## Content Groups Trend

No data is available for this graph.

## Content Groups

No data is available for this graph.

## Content Groups

No data is available for this table.

## Content Groups - Help Card



### Column Definitions

#### Content Group

A defined group of web pages with specific things in common, such as the same types of products, services, or information.

#### Visits

Number of visits where the visitor viewed at least one page in the specified content group. A visit is a series of actions that begins when a visitor views their first page from the server, and ends when the visitor leaves the site or remains idle beyond the idle-time limit. The default idle-time limit is thirty minutes. This time limit can be changed by the system administrator.

#### Hits

Each file requested by a visitor registers as a hit. There can be several hits on each page. While the volume of hits reflects the amount of server traffic, it is not an accurate reflection of the number of pages viewed.



### **Report Descriptions**

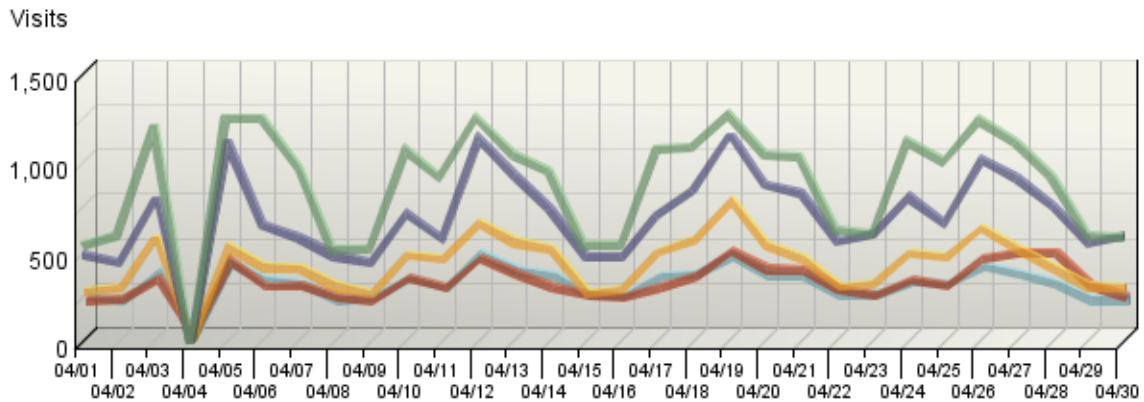
The information on this page can show you which content groups were most popular. This will reveal the reasons people visit your web site, and what is most interesting and least interesting to them.



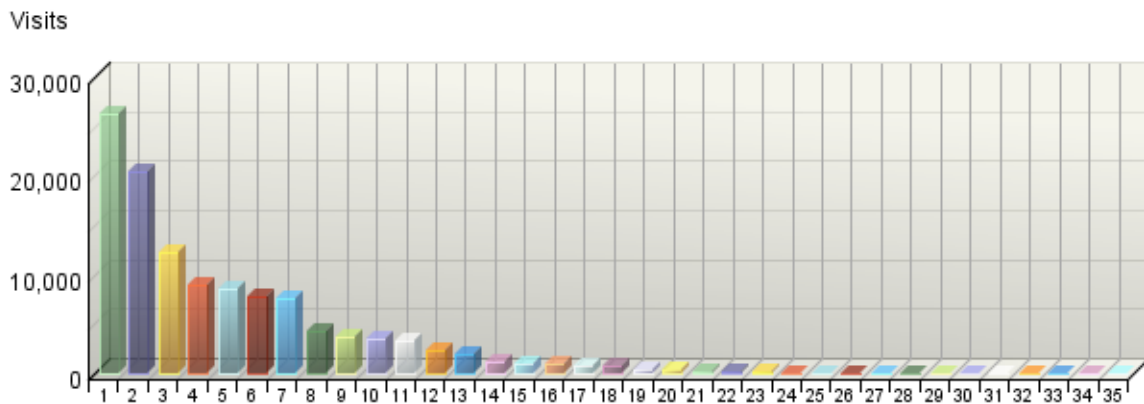
# Directories

This report lists the most commonly accessed directories on your web site. This information can help determine the types of data most often requested.

**Directories Trend**



**Directories**



**Directories**

	Path To Directory	Visits	Hits	Kbytes Transferred
1.	<a href="http://es.epa.gov/ncer/rfa">http://es.epa.gov/ncer/rfa</a>	26,337	70,640	3,484,102
2.	<a href="http://es.epa.gov/ncer/publications">http://es.epa.gov/ncer/publications</a>	20,479	76,079	23,211,455
3.	<a href="http://es.epa.gov/ncer/sbir">http://es.epa.gov/ncer/sbir</a>	12,290	23,567	1,451,769
4.	<a href="http://es.epa.gov/ncer/p3">http://es.epa.gov/ncer/p3</a>	8,905	41,153	1,054,438

	<b>Path To Directory</b>	<b>Visits</b>	<b>Hits</b>	<b>Kbytes Transferred</b>
5.	<a href="http://es.epa.gov/ncer/fellow">http://es.epa.gov/ncer/fellow</a>	8,518	24,029	1,763,858
6.	<a href="http://es.epa.gov/ncer/events">http://es.epa.gov/ncer/events</a>	7,822	27,067	647,684
7.	<a href="http://es.epa.gov/ncer/">http://es.epa.gov/ncer/</a>	7,613	13,540	386,388
8.	<a href="http://es.epa.gov/ncer/index_files">http://es.epa.gov/ncer/index_files</a>	4,265	4,883	139,759
9.	<a href="http://es.epa.gov/ncer/nano">http://es.epa.gov/ncer/nano</a>	3,754	22,728	2,298,468
10.	<a href="http://es.epa.gov/ncer/grants">http://es.epa.gov/ncer/grants</a>	3,497	5,214	127,763
11.	<a href="http://es.epa.gov/ncer/centers">http://es.epa.gov/ncer/centers</a>	3,373	7,849	292,415
12.	<a href="http://es.epa.gov/ncer/science">http://es.epa.gov/ncer/science</a>	2,359	10,726	614,221
13.	<a href="http://es.epa.gov/ncer/guidance">http://es.epa.gov/ncer/guidance</a>	1,875	4,719	94,489
14.	<a href="http://es.epa.gov/ncer/cns">http://es.epa.gov/ncer/cns</a>	1,204	3,637	59,090
15.	<a href="http://es.epa.gov/ncer/staa">http://es.epa.gov/ncer/staa</a>	1,059	2,728	58,162
16.	<a href="http://es.epa.gov/ncer/other">http://es.epa.gov/ncer/other</a>	1,022	1,540	62,982
17.	<a href="http://es.epa.gov/ncer/results">http://es.epa.gov/ncer/results</a>	873	2,695	47,217
18.	<a href="http://es.epa.gov/ncer/about">http://es.epa.gov/ncer/about</a>	806	1,289	22,169
19.	<a href="http://es.epa.gov/ncer/news">http://es.epa.gov/ncer/news</a>	483	562	2,107
20.	<a href="http://es.epa.gov/ncer/briefings">http://es.epa.gov/ncer/briefings</a>	420	1,745	129,566
21.	<a href="http://es.epa.gov/ncer/nano2005">http://es.epa.gov/ncer/nano2005</a>	245	475	2,573
22.	<a href="http://es.epa.gov/ncer/p3recipients">http://es.epa.gov/ncer/p3recipients</a>	238	393	1,921
23.	<a href="http://es.epa.gov/ncer/early">http://es.epa.gov/ncer/early</a>	208	259	408
24.	<a href="http://es.epa.gov/ncer/2005bioinformatics">http://es.epa.gov/ncer/2005bioinformatics</a>	75	106	518
25.	<a href="http://es.epa.gov/ncer/epscor">http://es.epa.gov/ncer/epscor</a>	38	52	916
26.	<a href="http://es.epa.gov/ncer/pdf">http://es.epa.gov/ncer/pdf</a>	28	56	254
27.	<a href="http://es.epa.gov/ncer/mailing">http://es.epa.gov/ncer/mailing</a>	8	16	119
28.	<a href="http://es.epa.gov/ncer/tsegrants">http://es.epa.gov/ncer/tsegrants</a>	6	10	1,348
29.	<a href="http://es.epa.gov/ncer/images">http://es.epa.gov/ncer/images</a>	5	31	100
30.	<a href="http://es.epa.gov/">http://es.epa.gov/</a>	4	6	576
31.	<a href="http://es.epa.gov/ncer/progress">http://es.epa.gov/ncer/progress</a>	3	8	0
32.	<a href="http://es.epa.gov/ncer/draftsurvey">http://es.epa.gov/ncer/draftsurvey</a>	2	4	95
33.	<a href="http://es.epa.gov/ncer/pmeffects">http://es.epa.gov/ncer/pmeffects</a>	1	2	32
34.	<a href="http://es.epa.gov/ncer/bosc">http://es.epa.gov/ncer/bosc</a>	1	2	17
35.	<a href="http://es.epa.gov/ncer/styles">http://es.epa.gov/ncer/styles</a>	1	2	0
<b>Total</b>		-	<b>347,812</b>	<b>35,956,964</b>

items 1-35 of 35

## Directories - Help Card



### Column Definitions

#### Path to Directory

The full URL path to the directory being analyzed.

#### Visits

Number of visits to pages within the specified directory. A visit is a series of actions that begins when a visitor views their first page from the server, and ends when the visitor leaves the site or remains idle beyond the idle-time limit. The default idle-time limit is thirty minutes. This time limit can be changed by the system administrator.

#### Hits

Each file requested by a visitor registers as a hit. There can be several hits on each page. While the volume of hits reflects the amount of server traffic, it is not an accurate reflection of the number of pages viewed.

#### Kbytes Transferred

Number of kilobytes of data transferred by the server from the specified directory to your visitors.



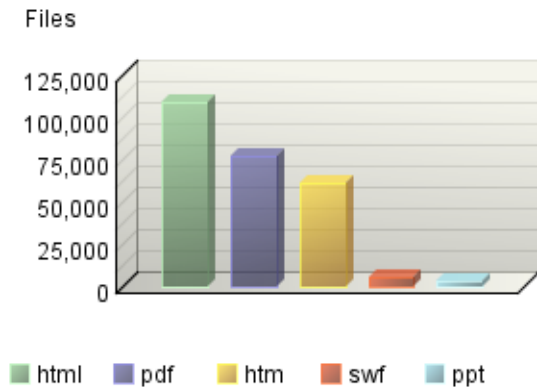
### Report Descriptions

This report indicates the content visitors are most interested in. Use this information to determine which content areas to develop further, which areas to focus on less, and how you can arrange your content most effectively. If the table is sorted by kilobytes of data transferred, this page reveals what kind of data the server spends the most time transferring, and may suggest different ways to organize your data, or different ways to distribute the server load if you have more than one server.

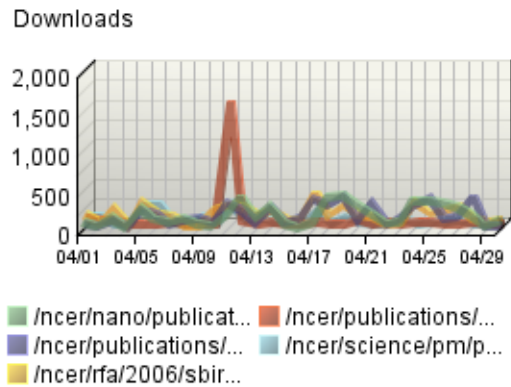
# Files Dashboard

This displays key graphs and tables that provide an overview of the Files chapter. When viewing through the on-demand interface, you can click on the title of a graph or table to navigate to the corresponding page.

**Accessed File Types by Files**



**Downloaded Files Trend**



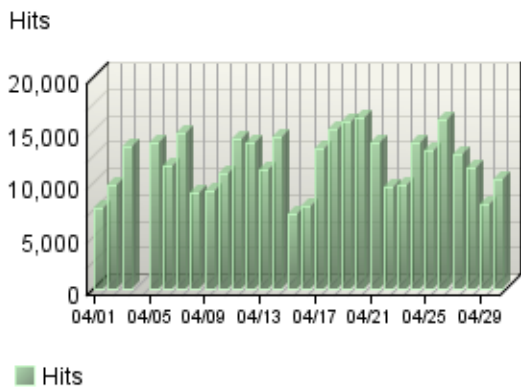
**Uploaded Files**

No data is available for this graph.

**Hit Summary**

Successful Hits for Entire Site	347,812
Average Hits per Day	11,593
Home Page Hits	4,744

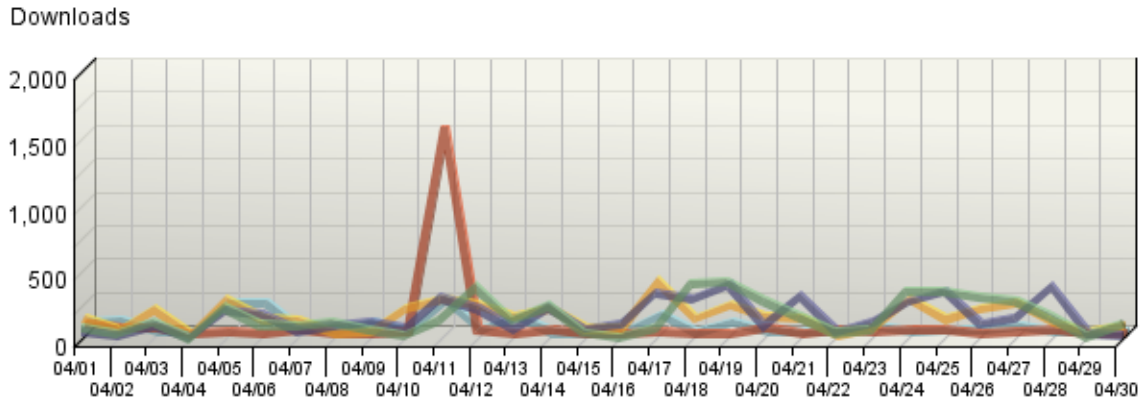
**Hits Trend**



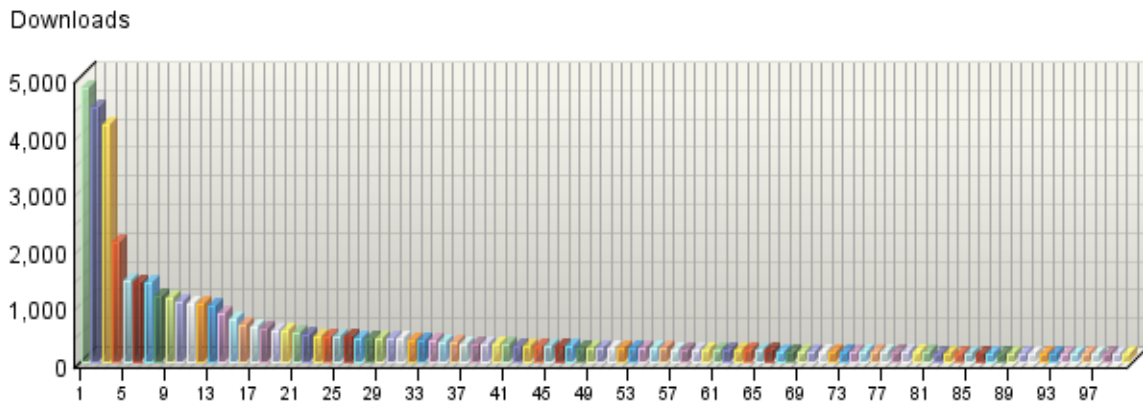
# Downloaded Files

This report identifies the most popular files downloaded from your site.

**Downloaded Files Trend**



**Downloaded Files**



**Downloaded Files**

	Downloaded Files	Downloads	% Downloads	Visits
1.	<a href="http://es.epa.gov/ncer/nano/publications/whitepaper12022005.pdf">http://es.epa.gov/ncer/nano/publications/whitepaper12022005.pdf</a>	4,787	5.53%	407
2.	<a href="http://es.epa.gov/ncer/publications/workshop/pdf/10_26_05proceeding1.pdf">http://es.epa.gov/ncer/publications/workshop/pdf/10_26_05proceeding1.pdf</a>	4,452	5.15%	222
3.	<a href="http://es.epa.gov/ncer/rfa/2006/sbir_phase1.pdf">http://es.epa.gov/ncer/rfa/2006/sbir_phase1.pdf</a>	4,150	4.80%	430

	<b>Downloaded Files</b>	<b>Downloads</b>	<b>% Downloads</b>	<b>Visits</b>
4.	<a href="http://es.epa.gov/ncer/publications/workshop/nano_proceed.pdf">http://es.epa.gov/ncer/publications/workshop/nano_proceed.pdf</a>	2,090	2.42%	156
5.	<a href="http://es.epa.gov/ncer/science/pm/pm.pdf">http://es.epa.gov/ncer/science/pm/pm.pdf</a>	1,420	1.64%	57
6.	<a href="http://es.epa.gov/ncer/p3/success/michigan.pdf">http://es.epa.gov/ncer/p3/success/michigan.pdf</a>	1,385	1.60%	93
7.	<a href="http://es.epa.gov/ncer/publications/overview/bioavailability_complete_book.pdf">http://es.epa.gov/ncer/publications/overview/bioavailability_complete_book.pdf</a>	1,379	1.59%	210
8.	<a href="http://es.epa.gov/ncer/nano/lectures/zhang0705.pdf">http://es.epa.gov/ncer/nano/lectures/zhang0705.pdf</a>	1,151	1.33%	131
9.	<a href="http://es.epa.gov/ncer/publications/workshop/pdf/10_20_05_nanosummary.pdf">http://es.epa.gov/ncer/publications/workshop/pdf/10_20_05_nanosummary.pdf</a>	1,102	1.27%	99
10.	<a href="http://es.epa.gov/ncer/publications/nano/nanotechnology4-20-04.pdf">http://es.epa.gov/ncer/publications/nano/nanotechnology4-20-04.pdf</a>	1,052	1.22%	130
11.	<a href="http://es.epa.gov/ncer/publications/nano/pdf/Rama.pdf">http://es.epa.gov/ncer/publications/nano/pdf/Rama.pdf</a>	1,026	1.19%	30
12.	<a href="http://es.epa.gov/ncer/sbir/success/pdf/stories05.pdf">http://es.epa.gov/ncer/sbir/success/pdf/stories05.pdf</a>	1,018	1.18%	85
13.	<a href="http://es.epa.gov/ncer/publications/workshop/pdf/fnanoproc_092005.pdf">http://es.epa.gov/ncer/publications/workshop/pdf/fnanoproc_092005.pdf</a>	990	1.14%	104
14.	<a href="http://es.epa.gov/ncer/publications/workshop/microorganisms_drinking_water_proceedings.pdf">http://es.epa.gov/ncer/publications/workshop/microorganisms_drinking_water_proceedings.pdf</a>	831	0.96%	65
15.	<a href="http://es.epa.gov/ncer/nano/publications/8-18-04/fnanoproc_092005.pdf">http://es.epa.gov/ncer/nano/publications/8-18-04/fnanoproc_092005.pdf</a>	755	0.87%	92
16.	<a href="http://es.epa.gov/ncer/publications/workshop/pdf/endocrine_disruptors.pdf">http://es.epa.gov/ncer/publications/workshop/pdf/endocrine_disruptors.pdf</a>	636	0.74%	72
17.	<a href="http://es.epa.gov/ncer/nano/lectures/merzbacher_05_02_05_presentation.pdf">http://es.epa.gov/ncer/nano/lectures/merzbacher_05_02_05_presentation.pdf</a>	607	0.70%	115
18.	<a href="http://es.epa.gov/ncer/science/pm/hei/DieselSpecialReport02.pdf">http://es.epa.gov/ncer/science/pm/hei/DieselSpecialReport02.pdf</a>	563	0.65%	63
19.	<a href="http://es.epa.gov/ncer/nano/lectures/mcneil_030706.pdf">http://es.epa.gov/ncer/nano/lectures/mcneil_030706.pdf</a>	541	0.63%	92
20.	<a href="http://es.epa.gov/ncer/nano/lectures/teague_042505_presentation.pdf">http://es.epa.gov/ncer/nano/lectures/teague_042505_presentation.pdf</a>	536	0.62%	61
21.	<a href="http://es.epa.gov/ncer/publications/meetings/9-15-2003/pdf/BaerEPA-Workshop--SmallP articleChemistry-final.pdf">http://es.epa.gov/ncer/publications/meetings/9-15-2003/pdf/BaerEPA-Workshop--SmallP articleChemistry-final.pdf</a>	504	0.58%	23
22.	<a href="http://es.epa.gov/ncer/nano/publications/2002_august_nano_star_workshop.pdf">http://es.epa.gov/ncer/nano/publications/2002_august_nano_star_workshop.pdf</a>	457	0.53%	80
23.	<a href="http://es.epa.gov/ncer/publications/meetings/8-18-04/pdf/william_trogler.pdf">http://es.epa.gov/ncer/publications/meetings/8-18-04/pdf/william_trogler.pdf</a>	437	0.51%	55
24.	<a href="http://es.epa.gov/ncer/nano/lectures/maynard_06_13_05_presentation.pdf">http://es.epa.gov/ncer/nano/lectures/maynard_06_13_05_presentation.pdf</a>	433	0.50%	73
25.	<a href="http://es.epa.gov/ncer/publications/meetings/8-23-2005/Gressitt_0915_d3.pdf">http://es.epa.gov/ncer/publications/meetings/8-23-2005/Gressitt_0915_d3.pdf</a>	432	0.50%	42
26.	<a href="http://es.epa.gov/ncer/publications/meetings/8-18-04/pdf/drzal_epa-star_08-17-04_(final).pdf">http://es.epa.gov/ncer/publications/meetings/8-18-04/pdf/drzal_epa-star_08-17-04_(final).pdf</a>	429	0.50%	97

	<b>Downloaded Files</b>	<b>Downloads</b>	<b>% Downloads</b>	<b>Visits</b>
27.	<a href="http://es.epa.gov/ncer/nano/lectures/shah92605.pdf">http://es.epa.gov/ncer/nano/lectures/shah92605.pdf</a>	419	0.48%	73
28.	<a href="http://es.epa.gov/ncer/nano/lectures/shull_06_27_05_presentation.pdf">http://es.epa.gov/ncer/nano/lectures/shull_06_27_05_presentation.pdf</a>	413	0.48%	39
29.	<a href="http://es.epa.gov/ncer/publications/workshop/bynd_com_sess2.pdf">http://es.epa.gov/ncer/publications/workshop/bynd_com_sess2.pdf</a>	405	0.47%	72
30.	<a href="http://es.epa.gov/ncer/publications/workshop/pdf/2001_drinking_water.pdf">http://es.epa.gov/ncer/publications/workshop/pdf/2001_drinking_water.pdf</a>	401	0.46%	37
31.	<a href="http://es.epa.gov/ncer/sbir/2005SBIRfactsheet.pdf">http://es.epa.gov/ncer/sbir/2005SBIRfactsheet.pdf</a>	395	0.46%	322
32.	<a href="http://es.epa.gov/ncer/nano/lectures/roco_04_18_05_presentation.pdf">http://es.epa.gov/ncer/nano/lectures/roco_04_18_05_presentation.pdf</a>	383	0.44%	60
33.	<a href="http://es.epa.gov/ncer/publications/meetings/11-30-2005/pmcentersabstract.pdf">http://es.epa.gov/ncer/publications/meetings/11-30-2005/pmcentersabstract.pdf</a>	383	0.44%	19
34.	<a href="http://es.epa.gov/ncer/sbir/report.pdf">http://es.epa.gov/ncer/sbir/report.pdf</a>	375	0.43%	244
35.	<a href="http://es.epa.gov/ncer/publications/ncer/ncer_annualreport.pdf">http://es.epa.gov/ncer/publications/ncer/ncer_annualreport.pdf</a>	347	0.40%	114
36.	<a href="http://es.epa.gov/ncer/publications/meetings/8-18-04/pdf/EPA2004Goerge_Chumanov.pdf">http://es.epa.gov/ncer/publications/meetings/8-18-04/pdf/EPA2004Goerge_Chumanov.pdf</a>	342	0.40%	47
37.	<a href="http://es.epa.gov/ncer/publications/workshop/pdf/10_20_05_dreher_kevin.pdf">http://es.epa.gov/ncer/publications/workshop/pdf/10_20_05_dreher_kevin.pdf</a>	316	0.37%	53
38.	<a href="http://es.epa.gov/ncer/publications/workshop/pdf/11_03_05_harwell.pdf">http://es.epa.gov/ncer/publications/workshop/pdf/11_03_05_harwell.pdf</a>	315	0.36%	36
39.	<a href="http://es.epa.gov/ncer/publications/regions/5/pdf/plewa7_14_2004.pdf">http://es.epa.gov/ncer/publications/regions/5/pdf/plewa7_14_2004.pdf</a>	307	0.35%	60
40.	<a href="http://es.epa.gov/ncer/publications/workshop/pdf/10_20_05_ruiz_nancy.pdf">http://es.epa.gov/ncer/publications/workshop/pdf/10_20_05_ruiz_nancy.pdf</a>	302	0.35%	43
41.	<a href="http://es.epa.gov/ncer/publications/meetings/10_26_05/b33westerhoff.pdf">http://es.epa.gov/ncer/publications/meetings/10_26_05/b33westerhoff.pdf</a>	292	0.34%	45
42.	<a href="http://es.epa.gov/ncer/rfa/forms/epaf2003.pdf">http://es.epa.gov/ncer/rfa/forms/epaf2003.pdf</a>	286	0.33%	211
43.	<a href="http://es.epa.gov/ncer/publications/meetings/8-18-04/pdf/lavine.pdf">http://es.epa.gov/ncer/publications/meetings/8-18-04/pdf/lavine.pdf</a>	279	0.32%	41
44.	<a href="http://es.epa.gov/ncer/publications/meetings/9-27-2004/pdf/nel.pdf">http://es.epa.gov/ncer/publications/meetings/9-27-2004/pdf/nel.pdf</a>	277	0.32%	39
45.	<a href="http://es.epa.gov/ncer/science/economics/science_econ1.pdf">http://es.epa.gov/ncer/science/economics/science_econ1.pdf</a>	270	0.31%	44
46.	<a href="http://es.epa.gov/ncer/publications/workshop/pdf/EE-0492-04.pdf">http://es.epa.gov/ncer/publications/workshop/pdf/EE-0492-04.pdf</a>	260	0.30%	39
47.	<a href="http://es.epa.gov/ncer/publications/meetings/8-18-04/pdf/larsen.pdf">http://es.epa.gov/ncer/publications/meetings/8-18-04/pdf/larsen.pdf</a>	255	0.29%	49
48.	<a href="http://es.epa.gov/ncer/publications/meetings/8-18-04/pdf/drzal_greenManf.pdf">http://es.epa.gov/ncer/publications/meetings/8-18-04/pdf/drzal_greenManf.pdf</a>	244	0.28%	45
49.	<a href="http://es.epa.gov/ncer/publications/meetings/9-28-2004/pdf/frampton.pdf">http://es.epa.gov/ncer/publications/meetings/9-28-2004/pdf/frampton.pdf</a>	242	0.28%	54
50.	<a href="http://es.epa.gov/ncer/publications/workshop/Global_change_proceedings_110204.pdf">http://es.epa.gov/ncer/publications/workshop/Global_change_proceedings_110204.pdf</a>	240	0.28%	39

	<b>Downloaded Files</b>	<b>Downloads</b>	<b>% Downloads</b>	<b>Visits</b>
51.	<a href="http://es.epa.gov/ncer/publications/workshop/indicatprw00.pdf">http://es.epa.gov/ncer/publications/workshop/indicatprw00.pdf</a>	234	0.27%	49
52.	<a href="http://es.epa.gov/ncer/publications/workshop/pdf/2003star_human_health_proceedings.pdf">http://es.epa.gov/ncer/publications/workshop/pdf/2003star_human_health_proceedings.pdf</a>	233	0.27%	46
53.	<a href="http://es.epa.gov/ncer/publications/meetings/8-23-2005/finalsummary.pdf">http://es.epa.gov/ncer/publications/meetings/8-23-2005/finalsummary.pdf</a>	230	0.27%	146
54.	<a href="http://es.epa.gov/ncer/publications/nano/pdf/lamNT-Tox-EPA-NSF-Talk-Breviated.pdf">http://es.epa.gov/ncer/publications/nano/pdf/lamNT-Tox-EPA-NSF-Talk-Breviated.pdf</a>	228	0.26%	68
55.	<a href="http://es.epa.gov/ncer/sbir/success/pdf/hydrogen.pdf">http://es.epa.gov/ncer/sbir/success/pdf/hydrogen.pdf</a>	223	0.26%	174
56.	<a href="http://es.epa.gov/ncer/publications/workshop/pdf/10_20_05_diallo_mamadou.pdf">http://es.epa.gov/ncer/publications/workshop/pdf/10_20_05_diallo_mamadou.pdf</a>	223	0.26%	48
57.	<a href="http://es.epa.gov/ncer/publications/science_forum/posters/pdf/2004_callard.pdf">http://es.epa.gov/ncer/publications/science_forum/posters/pdf/2004_callard.pdf</a>	217	0.25%	158
58.	<a href="http://es.epa.gov/ncer/publications/nano/pdf/Zhang.pdf">http://es.epa.gov/ncer/publications/nano/pdf/Zhang.pdf</a>	216	0.25%	45
59.	<a href="http://es.epa.gov/ncer/publications/starreport/starsix.pdf">http://es.epa.gov/ncer/publications/starreport/starsix.pdf</a>	209	0.24%	67
60.	<a href="http://es.epa.gov/ncer/publications/nano/pdf/sailor2003_EPA_sailor.pdf">http://es.epa.gov/ncer/publications/nano/pdf/sailor2003_EPA_sailor.pdf</a>	209	0.24%	46
61.	<a href="http://es.epa.gov/ncer/rfa/forms/sf424.doc">http://es.epa.gov/ncer/rfa/forms/sf424.doc</a>	205	0.24%	188
62.	<a href="http://es.epa.gov/ncer/sbir/success/pdf/success_stories_old.pdf">http://es.epa.gov/ncer/sbir/success/pdf/success_stories_old.pdf</a>	201	0.23%	41
63.	<a href="http://es.epa.gov/ncer/publications/meetings/8-18-04/pdf/edwin_kan_2.pdf">http://es.epa.gov/ncer/publications/meetings/8-18-04/pdf/edwin_kan_2.pdf</a>	199	0.23%	31
64.	<a href="http://es.epa.gov/ncer/publications/nano/pdf/BaerEPA-Workshop--SmallParticleChemistry-final.pdf">http://es.epa.gov/ncer/publications/nano/pdf/BaerEPA-Workshop--SmallParticleChemistry-final.pdf</a>	199	0.23%	43
65.	<a href="http://es.epa.gov/ncer/publications/meetings/8-18-04/pdf/epa-winter.pdf">http://es.epa.gov/ncer/publications/meetings/8-18-04/pdf/epa-winter.pdf</a>	191	0.22%	41
66.	<a href="http://es.epa.gov/ncer/p3/forms/2004p3forms.pdf">http://es.epa.gov/ncer/p3/forms/2004p3forms.pdf</a>	186	0.22%	141
67.	<a href="http://es.epa.gov/ncer/publications/workshop/pdf/2001_water_watersheds.pdf">http://es.epa.gov/ncer/publications/workshop/pdf/2001_water_watersheds.pdf</a>	185	0.21%	26
68.	<a href="http://es.epa.gov/ncer/publications/nano/pdf/Hwang.pdf">http://es.epa.gov/ncer/publications/nano/pdf/Hwang.pdf</a>	183	0.21%	57
69.	<a href="http://es.epa.gov/ncer/publications/meetings/8-23-2005/Rubenstein_0850_d3.pdf">http://es.epa.gov/ncer/publications/meetings/8-23-2005/Rubenstein_0850_d3.pdf</a>	183	0.21%	36
70.	<a href="http://es.epa.gov/ncer/publications/meetings/9-9-2003/pdf/philip_berger.pdf">http://es.epa.gov/ncer/publications/meetings/9-9-2003/pdf/philip_berger.pdf</a>	177	0.20%	37
71.	<a href="http://es.epa.gov/ncer/publications/workshop/pdf/10_20_05_vance_david.pdf">http://es.epa.gov/ncer/publications/workshop/pdf/10_20_05_vance_david.pdf</a>	177	0.20%	30
72.	<a href="http://es.epa.gov/ncer/rfa/forms/sf424.pdf">http://es.epa.gov/ncer/rfa/forms/sf424.pdf</a>	177	0.20%	131
73.	<a href="http://es.epa.gov/ncer/publications/meetings/9-28-2004/pdf/nel.pdf">http://es.epa.gov/ncer/publications/meetings/9-28-2004/pdf/nel.pdf</a>	176	0.20%	38
74.	<a href="http://es.epa.gov/ncer/publications/overview/1999_star_waterwatershed_final.pdf">http://es.epa.gov/ncer/publications/overview/1999_star_waterwatershed_final.pdf</a>	175	0.20%	53



	<b>Downloaded Files</b>	<b>Downloads</b>	<b>% Downloads</b>	<b>Visits</b>
75.	<a href="http://es.epa.gov/ncer/publications/starreport/starten.pdf">http://es.epa.gov/ncer/publications/starreport/starten.pdf</a>	174	0.20%	150
76.	<a href="http://es.epa.gov/ncer/publications/workshop/pdf/EE-0492-02.pdf">http://es.epa.gov/ncer/publications/workshop/pdf/EE-0492-02.pdf</a>	172	0.20%	42
77.	<a href="http://es.epa.gov/ncer/publications/workshop/pdf/10_20_05_gheorghiu_florin.pdf">http://es.epa.gov/ncer/publications/workshop/pdf/10_20_05_gheorghiu_florin.pdf</a>	172	0.20%	27
78.	<a href="http://es.epa.gov/ncer/rfa/forms/sf424instructions.pdf">http://es.epa.gov/ncer/rfa/forms/sf424instructions.pdf</a>	171	0.20%	114
79.	<a href="http://es.epa.gov/ncer/p3/current/instructions.pdf">http://es.epa.gov/ncer/p3/current/instructions.pdf</a>	170	0.20%	111
80.	<a href="http://es.epa.gov/ncer/publications/overview/1998_star_eco_indicators.pdf">http://es.epa.gov/ncer/publications/overview/1998_star_eco_indicators.pdf</a>	168	0.19%	48
81.	<a href="http://es.epa.gov/ncer/rfa/forms/keycontacts.pdf">http://es.epa.gov/ncer/rfa/forms/keycontacts.pdf</a>	166	0.19%	128
82.	<a href="http://es.epa.gov/ncer/publications/workshop/pdf/EE-0484-09.pdf">http://es.epa.gov/ncer/publications/workshop/pdf/EE-0484-09.pdf</a>	152	0.18%	23
83.	<a href="http://es.epa.gov/ncer/publications/meetings/11-30-2005/Rochester_PM_Center_Kickoff.pdf">http://es.epa.gov/ncer/publications/meetings/11-30-2005/Rochester_PM_Center_Kickoff.pdf</a>	152	0.18%	31
84.	<a href="http://es.epa.gov/ncer/nano/relevant_meetings/NanotoxicologyMeeting2006.pdf">http://es.epa.gov/ncer/nano/relevant_meetings/NanotoxicologyMeeting2006.pdf</a>	151	0.17%	61
85.	<a href="http://es.epa.gov/ncer/publications/meetings/8-18-04/pdf/kaf_epa_final.pdf">http://es.epa.gov/ncer/publications/meetings/8-18-04/pdf/kaf_epa_final.pdf</a>	150	0.17%	34
86.	<a href="http://es.epa.gov/ncer/publications/nano/pdf/GaudianaKonarka_Overview_-_September_8,_2003.pdf">http://es.epa.gov/ncer/publications/nano/pdf/GaudianaKonarka_Overview_-_September_8,_2003.pdf</a>	147	0.17%	33
87.	<a href="http://es.epa.gov/ncer/publications/workshop/pdf/10_20_05_kargbo_david.pdf">http://es.epa.gov/ncer/publications/workshop/pdf/10_20_05_kargbo_david.pdf</a>	146	0.17%	33
88.	<a href="http://es.epa.gov/ncer/publications/workshop/pdf/10_20_05_sedlak_david.pdf">http://es.epa.gov/ncer/publications/workshop/pdf/10_20_05_sedlak_david.pdf</a>	145	0.17%	29
89.	<a href="http://es.epa.gov/ncer/publications/nano/pdf/mrocoNNI_03-0915_ENVgrantees_Roco.pdf">http://es.epa.gov/ncer/publications/nano/pdf/mrocoNNI_03-0915_ENVgrantees_Roco.pdf</a>	143	0.17%	33
90.	<a href="http://es.epa.gov/ncer/publications/meetings/8-23-2005/Daughton_0915_d1.pdf">http://es.epa.gov/ncer/publications/meetings/8-23-2005/Daughton_0915_d1.pdf</a>	143	0.17%	18
91.	<a href="http://es.epa.gov/ncer/rfa/forms/electronic_filing_instr.pdf">http://es.epa.gov/ncer/rfa/forms/electronic_filing_instr.pdf</a>	143	0.17%	116
92.	<a href="http://es.epa.gov/ncer/publications/workshop/pdf/EE-0492-03.pdf">http://es.epa.gov/ncer/publications/workshop/pdf/EE-0492-03.pdf</a>	143	0.17%	31
93.	<a href="http://es.epa.gov/ncer/publications/workshop/pdf/EE-0484-04.pdf">http://es.epa.gov/ncer/publications/workshop/pdf/EE-0484-04.pdf</a>	143	0.17%	30
94.	<a href="http://es.epa.gov/ncer/nano/factsheet/nano_factsheet.pdf">http://es.epa.gov/ncer/nano/factsheet/nano_factsheet.pdf</a>	142	0.16%	109
95.	<a href="http://es.epa.gov/ncer/publications/workshop/pdf/cisnet_workshop_abstracts.pdf">http://es.epa.gov/ncer/publications/workshop/pdf/cisnet_workshop_abstracts.pdf</a>	140	0.16%	68
96.	<a href="http://es.epa.gov/ncer/rfa/forms/guidance.pdf">http://es.epa.gov/ncer/rfa/forms/guidance.pdf</a>	138	0.16%	124
97.	<a href="http://es.epa.gov/ncer/publications/meetings/8-18-04/pdf/wang.pdf">http://es.epa.gov/ncer/publications/meetings/8-18-04/pdf/wang.pdf</a>	136	0.16%	39

	<b>Downloaded Files</b>	<b>Downloads</b>	<b>% Downloads</b>	<b>Visits</b>
98.	<a href="http://es.epa.gov/ncer/publications/regions/5/pdf/finette7_14_2004.pdf">http://es.epa.gov/ncer/publications/regions/5/pdf/finette7_14_2004.pdf</a>	136	0.16%	46
99.	<a href="http://es.epa.gov/ncer/fellow/fellowforms.pdf">http://es.epa.gov/ncer/fellow/fellowforms.pdf</a>	135	0.16%	56
100.	<a href="http://es.epa.gov/ncer/rfa/forms/support.pdf">http://es.epa.gov/ncer/rfa/forms/support.pdf</a>	135	0.16%	98
<b>Subtotal for rows: 1 - 100</b>		<b>49,660</b>	<b>57.41%</b>	<b>8,281</b>
<b>Other</b>		<b>36,841</b>	<b>42.59%</b>	<b>26,110</b>
<b>Total</b>		<b>86,501</b>	<b>100.00%</b>	<b>34,391</b>

items 1-100 of 200

### Downloaded Files - Help Card



#### Column Definitions

##### Files

The path and filename of the file being analyzed.

##### Downloads

Number of times the specified file was downloaded by a visitor. If an error occurred during a transfer, the transfer is not counted. Note that downloaded PDF files may cause an inflated count.

##### Visits

Number of visits that accessed the specified files. A visit is a series of actions that begins when a visitor views their first page from the server, and ends when the visitor leaves the site or remains idle beyond the idle-time limit. The default idle-time limit is thirty minutes. This time limit can be changed by the system administrator.



#### Report Descriptions

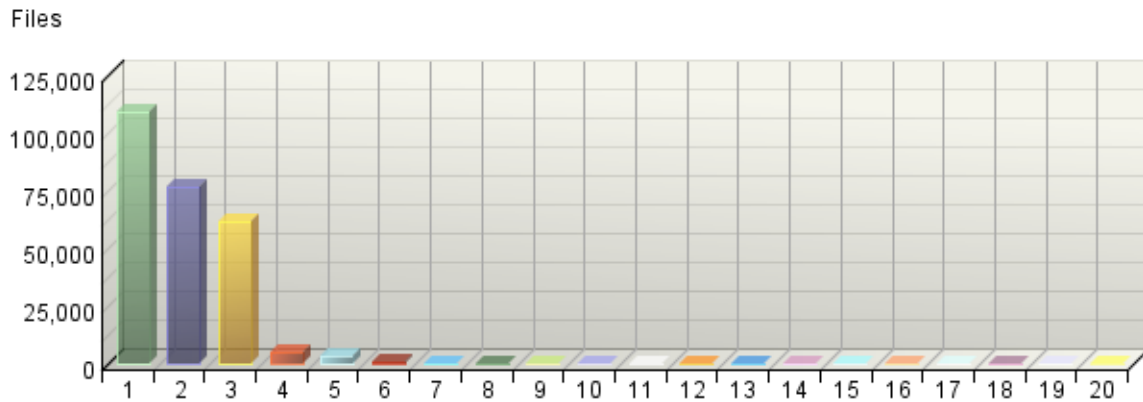
If you are using an SDC data source, then this report is not applicable.

This information shows you the most popular downloadable files on your web site. Files that don't appear on the list, or appear low on the list, may require maintenance such as decreasing the file size, improving link placement, or elimination to make room for more popular content.

# Accessed File Types

This report identifies the types of files accessed on your site and the total number of kilobytes of data transferred for each file type. Cached requests and erred hits are excluded from the totals.

**Accessed File Types by Files**




**Accessed File Types**

	File Type	Files	% Files	Kbytes Transferred
1.	html	109,263	42.38%	5,457,880
2.	pdf	77,064	29.89%	19,214,749
3.	htm	61,900	24.01%	1,313,656
4.	swf	5,300	2.06%	235,589
5.	ppt	2,984	1.16%	9,622,916
6.	doc	846	0.33%	49,910
7.	wpd	154	0.06%	4,055
8.	map	100	0.04%	18
9.	scc	73	0.03%	19
10.	wp5	22	0.01%	731
11.	xls	16	0.01%	1,174
12.	mpg	16	0.01%	14,245
13.	sit	12	0.00%	216
14.	eps	9	0.00%	3,718
15.	hold	7	0.00%	298
16.	rm	6	0.00%	28,287
17.	jpe	6	0.00%	26
18.	zip	4	0.00%	2,143

	<b>File Type</b>	<b>Files</b>	<b>% Files</b>	<b>Kbytes Transferred</b>
■	19. mov	4	0.00%	7,337
■	20. old	2	0.00%	6
	<b>Total</b>	<b>257,788</b>	<b>100.00%</b>	<b>35,956,964</b>

items 1-20 of 20

**Accessed File Types - Help Card**



### Column Definitions

#### **File Type**

Identifies types of files by their file extension. For example, a file named graphic.gif is identified as type "gif."


#### **Files**

Number of files of the specified type accessed by visitors to your site.

#### **Kbytes Transferred**

Number of kilobytes of data transferred for all files of the specified type.

---



### Report Descriptions

This report provides general statistics for the type of data that visitors access on your site.

# Uploaded Files

This report identifies the most popular files uploaded from a client to your servers using FTP PUT, HTTP PUT, or HTTP POST.

## Uploaded Files

No data is available for this graph.

## Uploaded Files

No data is available for this table.

### Uploaded Files - Help Card



#### Column Definitions

##### Files

The path and filename of the uploaded file being analyzed. Uploaded files correspond to a POST entry in the web server log file. If the field names are provided, then you will find the uploaded files listed in the METHOD field.

##### Visits

Number of visits to your site where the specified file was uploaded to your servers. A visit is a series of actions that begins when a visitor views their first page from the server, and ends when the visitor leaves the site or remains idle beyond the idle-time limit. The default idle-time limit is thirty minutes. This time limit can be changed by the system administrator.

##### Uploads

Number of times the specified file was uploaded to your site. If an error occurred during a transfer, the transfer is not counted.



#### Report Descriptions

If you are using an SDC data source, then this report is not applicable.

This report presents information on files that were uploaded to your servers during the period of the report. You may want to run virus scans on uploaded files.