

NCER Monthly Statistical Analysis

<http://es.epa.gov/ncer/>

Monthly Report: October 2008

October 1, 2008 12:00:00 AM – October 31, 2008 11:59:59 PM

This report was generated by WebTrends 7 - Professional, Version: 7.1b, Build: 15447 .
Monday, February 2, 2009 2:40:35 PM
Final report conversion by WebTrends Report Exporter, Version 7.1b (build 15376)

Copyright (C) 1996-2005 NetIQ Corporation. All rights reserved.

Table of Contents

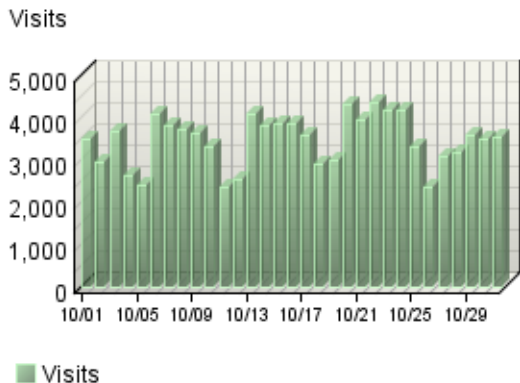
Overview Dashboard	1
Activity Dashboard	3
Navigation Dashboard	5
Pages Dashboard	6
Visitors Dashboard	8
Referring Site	10
Referring Domain	24
Referring Page	38
Search Phrases	54
Search Keywords	78
Visitors Dashboard	158
Top Visitors	160
Visitors by Number of Visits	190
Visitors Trend	192
Visits Trend	198
Organizations	200
Domain Names	234
Top-Level Domain Types	248
Regions	251
Countries	253
North American States and Provinces	259
Pages Dashboard	262
Pages	264
Content Groups	357
Directories	359
Downloaded Files	363
Accessed File Types	387

Page Views Trend	390
Navigation Dashboard	392
Entry Pages	393

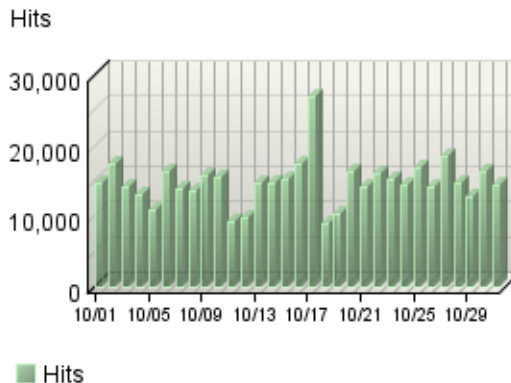
Overview Dashboard

This displays key graphs and tables that provide an overview of the entire report. When viewing through the on-demand interface, you can click on the title of a graph or table to navigate to the corresponding page.

Visits Trend



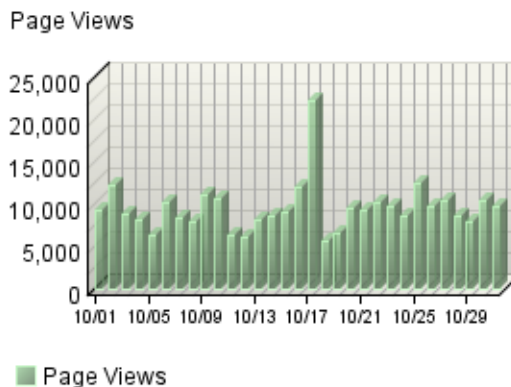
Hits Trend



Visitor Summary

Visitors	50,469
Visitors Who Visited Once	44,765
Visitors Who Visited More Than Once	5,704
Average Visits per Visitor	2.13

Page Views Trend



Visit Summary

Visits	107,285
Average per Day	3,460
Average Visit Duration	00:19:45
Median Visit Duration	00:04:28
International Visits	20.71%
Visits of Unknown Origin	0.00%
Visits from Your Country: United States (US)	79.29%

Hit Summary

Successful Hits for Entire Site	457,085
Average Hits per Day	14,744
Home Page Hits	9,137

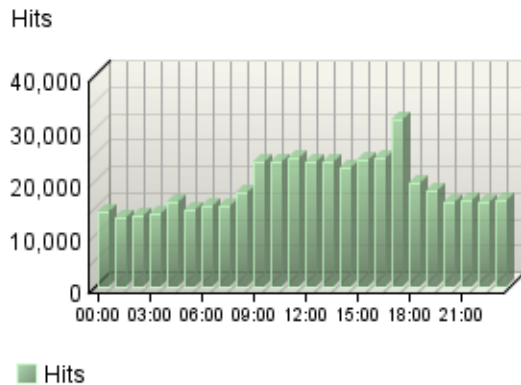
Page View Summary

Page Views	295,528
Average per Day	9,533
Average Page Views per Visit	2.75

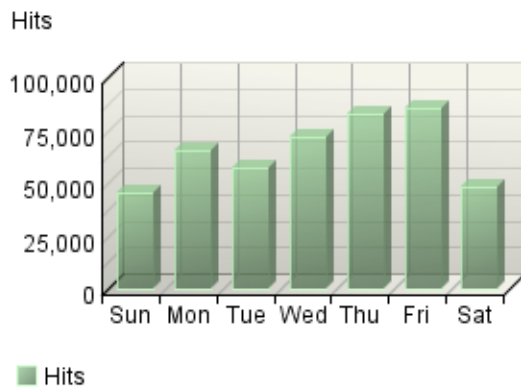
Activity Dashboard

This displays key graphs and tables that provide an overview of the Activity chapter. When viewing through the on-demand interface, you can click on the title of a graph or table to navigate to the corresponding page.

Hits by Hour of the Day



Hits by Day of the Week



Most Active Summary

Most Active Date	10/17/08
Number of Hits on Most Active Date	26,958
Most Active Day of the Week	Friday
Most Active Hour of the Day	17:00-17:59

Least Active Summary

Least Active Date	10/18/08
Number of Hits on Least Active Date	8,886
Least Active Day of the Week	Sunday
Least Active Hour of the Day	01:00-01:59

Activity on Weekdays Summary

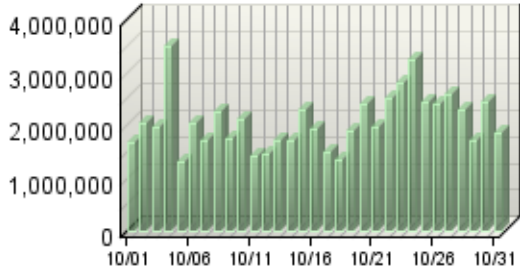
Total Hits Weekdays	363,568
Total Visits Weekdays	85,712
Average Number of Visits per day on Weekdays	3,726
Average Number of Hits per day on Weekdays	15,807

Activity on Weekends Summary

Total Hits Weekend	93,517
Total Visits Weekend	21,573
Average Number of Visits per Weekend	5,393
Average Number of Hits per Weekend	23,379

Bandwidth: Kbytes Transferred Trend

Kbytes Transferred

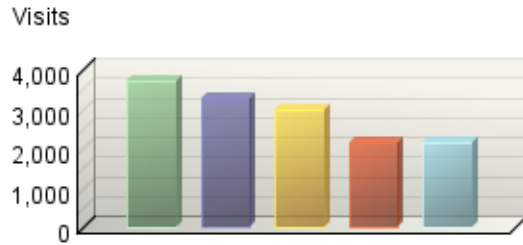


■ Kbytes Transferred

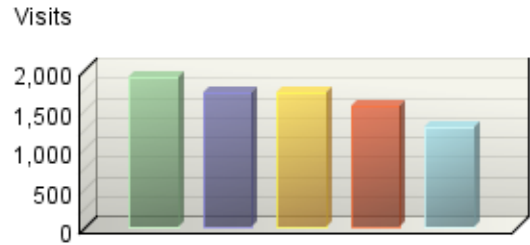
Navigation Dashboard

This dashboard summarizes important information related to online navigation.


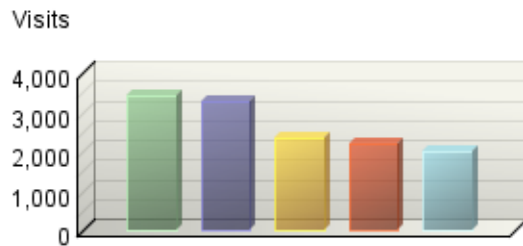
Entry Pages



Single-Page Visits



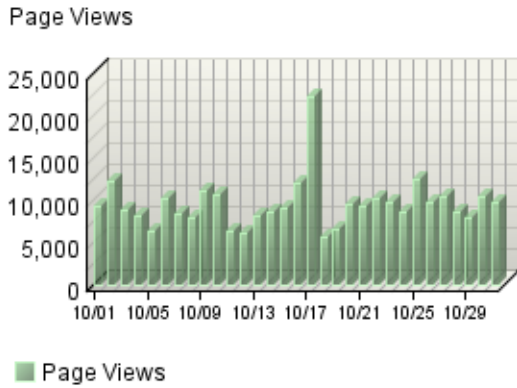
Exit Pages



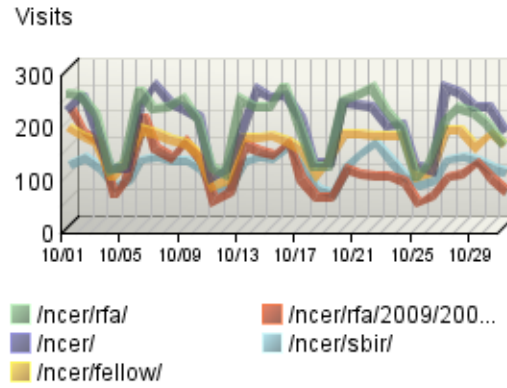
Pages Dashboard

This displays key graphs and tables that provide an overview of the Pages chapter. When viewing through the on-demand interface, you can click on the title of a graph or table to navigate to the corresponding page.

Page Views Trend



Pages by Visits Trend



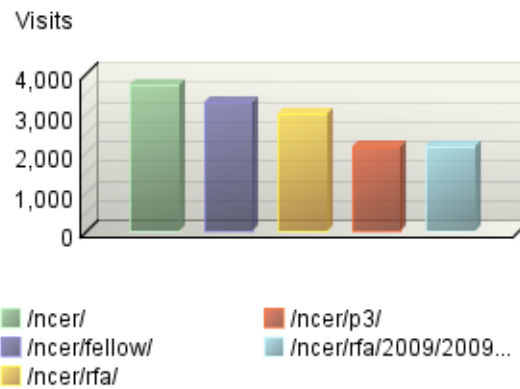
Content Groups by Visits

No data is available for this graph.

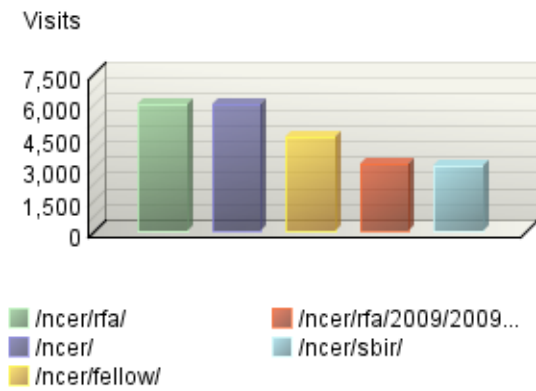
Page View Summary

Page Views	295,528
Average per Day	9,533
Average Page Views per Visit	2.75

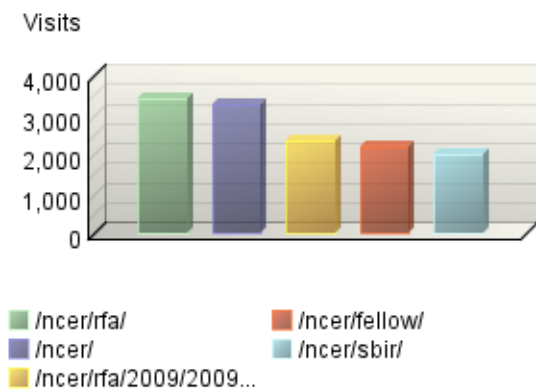
Entry Pages



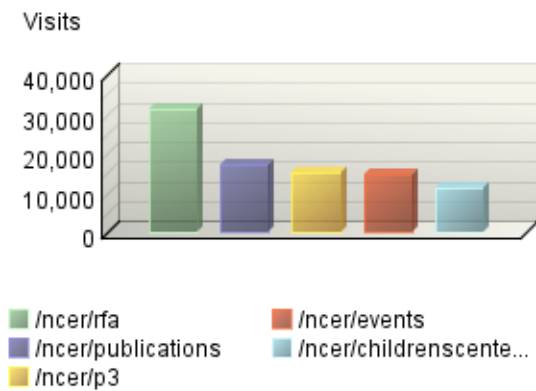
Pages by Visits



Exit Pages



Directories by Visits

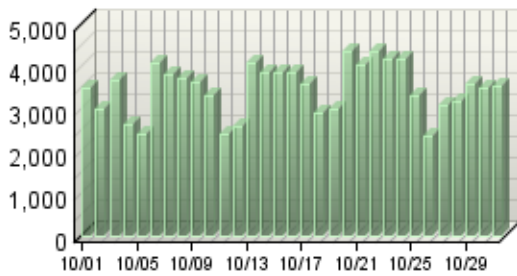


Visitors Dashboard

This displays key graphs and tables that provide an overview of the Visitors chapter. When viewing through the on-demand interface, you can click on the title of a graph or table to navigate to the corresponding page.

Active Visits Trend

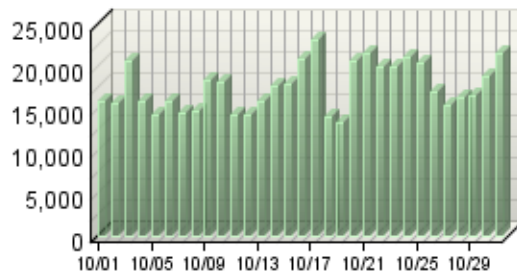
Active Visits



Active Visits

Visitor Minutes Trend

Visitor Minutes



Visitor Minutes

Visitor Summary

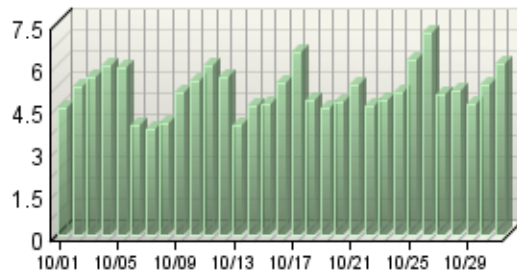
Visitors	50,469
Visitors Who Visited Once	44,765
Visitors Who Visited More Than Once	5,704
Average Visits per Visitor	2.13

Visit Summary

Visits	107,285
Average per Day	3,460
Average Visit Duration	00:19:45
Median Visit Duration	00:04:28
International Visits	20.71%
Visits of Unknown Origin	0.00%
Visits from Your Country: United States (US)	79.29%

Average Length of Visit Trend

Average Visit Duration



Average Visit Duration

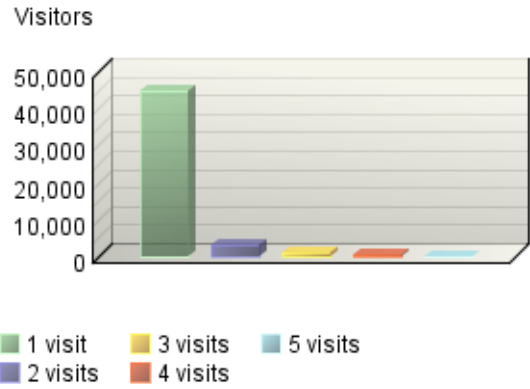
New Visitors Trend



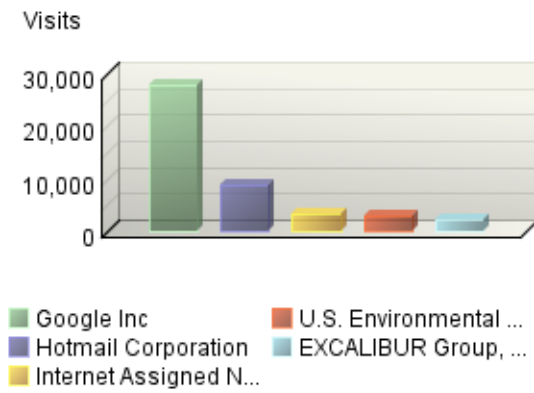
Authenticated Usernames by Visits

No data is available for this graph.

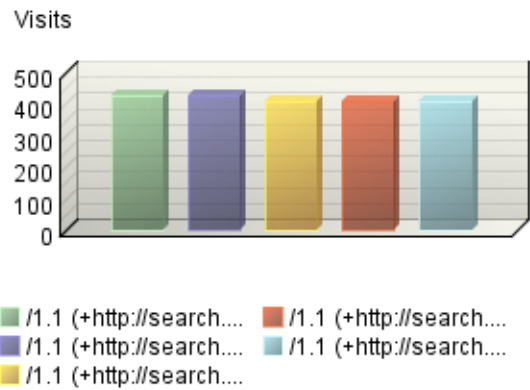
Visitors by Number of Visits



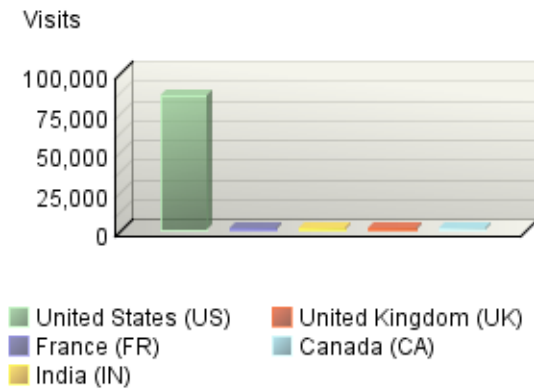
Organizations by Visits



Top Visitors by Visits



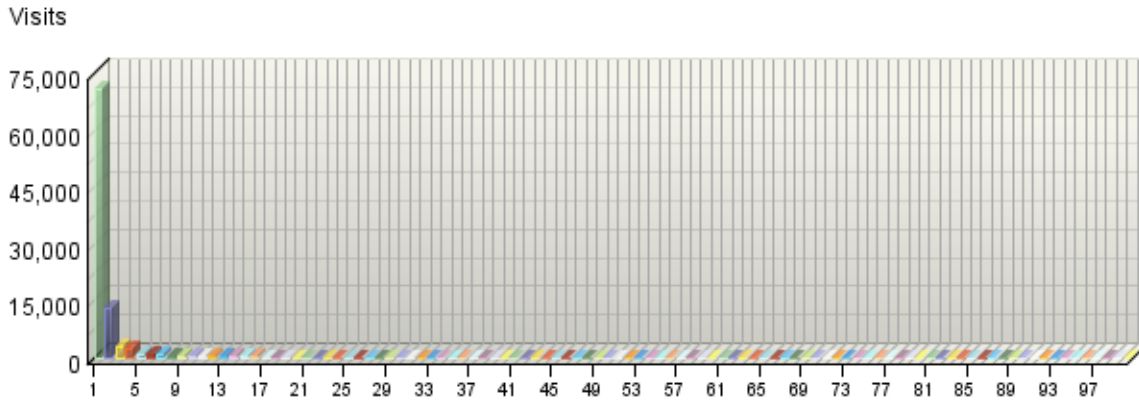
Countries by Visits



Referring Site

This report identifies the domain names and IP addresses that refer visitors to your site. This information will be displayed only if your server is logging this information.

Visits by Referring Site



Referring Site

	Site	Visits	% Visits
1.	Direct Traffic	70,708	65.91%
2.	http://www.google.com/	13,078	12.19%
3.	http://es.epa.gov/	3,201	2.98%
4.	http://www.epa.gov/	2,311	2.15%
5.	http://search.yahoo.com/	1,211	1.13%
6.	http://images.google.com/	1,196	1.11%
7.	http://www.google.co.in/	1,014	0.95%
8.	http://www07.grants.gov/	712	0.66%
9.	http://www.google.co.uk/	618	0.58%
10.	http://cfpub.epa.gov/	534	0.50%
11.	http://www.google.ca/	518	0.48%
12.	http://nlquery.epa.gov/	458	0.43%
13.	http://search.msn.com/	320	0.30%
14.	http://www.grants.gov/	316	0.29%
15.	http://search.live.com/	314	0.29%
16.	http://www.google.com.au/	255	0.24%
17.	http://images.google.co.uk/	197	0.18%
18.	http://www.google.cn/	192	0.18%

	Site	Visits	% Visits
19.	http://yosemite.epa.gov/	182	0.17%
20.	http://www.google.de/	157	0.15%
21.	http://earth2.epa.gov/	153	0.14%
22.	http://www.ask.com/	150	0.14%
23.	http://www.google.fr/	148	0.14%
24.	http://usasearch.gov/	142	0.13%
25.	http://images.google.co.in/	133	0.12%
26.	http://www.google.it/	130	0.12%
27.	http://intranet.epa.gov/	129	0.12%
28.	http://www.google.co.kr/	125	0.12%
29.	http://v26265ncay001.aa.ad.epa.gov/	123	0.11%
30.	http://www.google.es/	119	0.11%
31.	http://mail.google.com/	114	0.11%
32.	http://www.google.com.ph/	114	0.11%
33.	http://www.business.gov/	110	0.10%
34.	http://www.google.com.eg/	108	0.10%
35.	http://www.google.co.th/	105	0.10%
36.	http://www.google.co.za/	105	0.10%
37.	http://www.google.co.id/	96	0.09%
38.	http://www.google.com.tr/	93	0.09%
39.	http://www.google.com.my/	89	0.08%
40.	http://www.google.com.pk/	87	0.08%
41.	http://www.google.com.mx/	86	0.08%
42.	http://www.weblinkvalidator.com/	80	0.07%
43.	http://images.google.ca/	80	0.07%
44.	http://www.google.com.sg/	72	0.07%
45.	http://www.google.nl/	70	0.07%
46.	http://business.gov/	70	0.07%
47.	http://www.google.com.br/	69	0.06%
48.	http://aolsearch.aol.com/	69	0.06%
49.	http://www.google.com.tw/	65	0.06%
50.	http://en.wikipedia.org/	61	0.06%
51.	http://www.usgcrp.gov/	59	0.05%
52.	http://www.google.co.jp/	57	0.05%
53.	http://www.google.com.vn/	54	0.05%
54.	http://grantsnet.org/	53	0.05%
55.	http://images.google.com.au/	51	0.05%
56.	http://www.sba.gov/	50	0.05%
57.	http://www.google.ie/	49	0.05%
58.	http://www.google.pl/	48	0.04%
59.	http://www.google.ro/	48	0.04%

	Site	Visits	% Visits
60.	http://www.google.gr/	48	0.04%
61.	http://www.google.pt/	48	0.04%
62.	http://search.aol.com/	46	0.04%
63.	http://www.sbir.gov/	46	0.04%
64.	http://maps.google.com/	45	0.04%
65.	http://fundingopps.cos.com/	44	0.04%
66.	http://www.querycat.com/	43	0.04%
67.	http://www.altavista.com/	42	0.04%
68.	http://scholarships.fatomei.com/	42	0.04%
69.	http://www.google.be/	40	0.04%
70.	http://www.zyn.com/	39	0.04%
71.	http://www.google.com.co/	37	0.03%
72.	http://www.google.com.hk/	37	0.03%
73.	http://www.google.co.ke/	36	0.03%
74.	http://epa.gov/	36	0.03%
75.	http://www.google.ru/	34	0.03%
76.	http://www.google.co.nz/	33	0.03%
77.	http://in.search.yahoo.com/	32	0.03%
78.	http://images.search.yahoo.com/	32	0.03%
79.	http://www.google.ch/	31	0.03%
80.	http://www.google.com.et/	31	0.03%
81.	http://www.lasculturas.com/	30	0.03%
82.	http://www.google.com.ar/	30	0.03%
83.	http://www.dogpile.com/	29	0.03%
84.	http://www.google.ae/	29	0.03%
85.	http://www.google.se/	28	0.03%
86.	http://www.google.com.pe/	27	0.03%
87.	http://www.ieee.org/	26	0.02%
88.	http://attra.ncat.org/	26	0.02%
89.	http://images.google.de/	26	0.02%
90.	http://blog.epa.gov/	26	0.02%
91.	http://earth911.org/	25	0.02%
92.	http://es.search.yahoo.com/	24	0.02%
93.	http://images.google.fr/	24	0.02%
94.	http://www.google.com.sa/	24	0.02%
95.	http://134.67.99.14/	23	0.02%
96.	http://images.google.co.kr/	23	0.02%
97.	http://www.nano.gov/	23	0.02%
98.	http://www.google.com.ng/	23	0.02%
99.	http://search.comcast.net/	23	0.02%
100.	http://www.ecosystemvaluation.org/	23	0.02%

	Site	Visits	% Visits
101.	http://www.nicholas.duke.edu/	23	0.02%
102.	http://www.google.hu/	22	0.02%
103.	http://www.medesign.org/	22	0.02%
104.	http://www.google.lk/	22	0.02%
105.	http://www.ncsu.edu/	22	0.02%
106.	http://vsearch.nlm.nih.gov/	22	0.02%
107.	http://www.esa.org/	21	0.02%
108.	http://www.google.cz/	21	0.02%
109.	http://scholar.google.com/	20	0.02%
110.	http://us.mg2.mail.yahoo.com/	20	0.02%
111.	http://www.google.com.pr/	20	0.02%
112.	http://www.google.fi/	20	0.02%
113.	http://web.mit.edu/	20	0.02%
114.	http://images.google.co.th/	19	0.02%
115.	http://images.google.com.ph/	18	0.02%
116.	http://images.google.cn/	18	0.02%
117.	http://images.google.com.tr/	18	0.02%
118.	http://www.google.com.jm/	18	0.02%
119.	http://www.congress.gov/	18	0.02%
120.	http://images.google.com.vn/	17	0.02%
121.	http://www.facebook.com/	17	0.02%
122.	http://hk.search.yahoo.com/	17	0.02%
123.	http://images.google.it/	17	0.02%
124.	http://www.utb.edu/	17	0.02%
125.	http://www.webs.uidaho.edu/	17	0.02%
126.	http://www.google.dk/	17	0.02%
127.	http://tw.search.yahoo.com/	17	0.02%
128.	http://www.diana-teknologia.com [xerka@diana-tek.com]	16	0.01%
129.	http://images.google.com.my/	16	0.01%
130.	http://www.ansi.org/	16	0.01%
131.	http://www.google.jo/	16	0.01%
132.	http://www.google.cl/	16	0.01%
133.	http://www.ehponline.org/	16	0.01%
134.	http://search.yahoo.co.jp/	16	0.01%
135.	http://209.85.173.104/	16	0.01%
136.	http://www.finaid.org/	16	0.01%
137.	http://images.google.com.tw/	16	0.01%
138.	http://www.oceancareers.com/	16	0.01%
139.	http://www.google.at/	15	0.01%
140.	http://images.google.nl/	15	0.01%

	Site	Visits	% Visits
141.	http://www.google.co.il/	15	0.01%
142.	http://www.acq.osd.mil/	15	0.01%
143.	http://epd372.blogspot.com/	15	0.01%
144.	http://www.ors.duke.edu/	15	0.01%
145.	http://www.google.hr/	14	0.01%
146.	http://www.fiu.edu/	14	0.01%
147.	http://eelink.net/	14	0.01%
148.	http://www.eee.columbia.edu/	14	0.01%
149.	http://www.anomalies.net/	14	0.01%
150.	http://www.goodsearch.com/	14	0.01%
151.	http://www.scgcorp.com/	13	0.01%
152.	http://www.google.com.ua/	13	0.01%
153.	http://www.peer.org/	13	0.01%
154.	http://www.scirus.com/	13	0.01%
155.	http://www.marinecareers.net/	13	0.01%
156.	http://images.google.es/	13	0.01%
157.	http://ca.search.yahoo.com/	13	0.01%
158.	http://images.google.pl/	13	0.01%
159.	http://translate.google.com/	13	0.01%
160.	http://blogs.asee.org/	13	0.01%
161.	http://www.green-technology.org/	13	0.01%
162.	http://www.nsf.gov/	13	0.01%
163.	http://www.google.com.gh/	13	0.01%
164.	http://images.google.com.eg/	12	0.01%
165.	http://il.water.usgs.gov/	12	0.01%
166.	http://apps.research.ufl.edu/	12	0.01%
167.	http://images.google.com.sg/	12	0.01%
168.	http://sg.search.yahoo.com/	12	0.01%
169.	http://66.102.9.104/	12	0.01%
170.	http://uk.search.yahoo.com/	12	0.01%
171.	http://www.google.com.om/	12	0.01%
172.	http://images.google.co.nz/	12	0.01%
173.	http://images.google.com.br/	12	0.01%
174.	http://www.conservationgrants.com/	12	0.01%
175.	http://www.serdp.org/	12	0.01%
176.	http://www.stanford.edu/	12	0.01%
177.	http://aim.search.aol.com/	12	0.01%
178.	http://www.google.co.ug/	12	0.01%
179.	http://scholarship-positions.com/	12	0.01%
180.	http://www.sra.org/	12	0.01%
181.	http://www.p2ric.org/	11	0.01%

	Site	Visits	% Visits
182.	http://www.google.no/	11	0.01%
183.	http://www.stormwaterauthority.org/	11	0.01%
184.	http://search.hp.my.aol.com/	11	0.01%
185.	http://www.google.lt/	11	0.01%
186.	http://opd.tamu.edu/	11	0.01%
187.	http://www.google.com.ly/	11	0.01%
188.	http://images.google.ie/	11	0.01%
189.	http://www.green-energy-news.com/	11	0.01%
190.	http://www.arb.ca.gov/	11	0.01%
191.	http://www.bio.fsu.edu/	11	0.01%
192.	http://www.awg.org/	11	0.01%
193.	http://www.wbdg.org/	11	0.01%
194.	http://chronicle.com/	11	0.01%
195.	http://my.att.net/	11	0.01%
196.	http://zebu.uoregon.edu/	11	0.01%
197.	http://www.seattleu.edu/	10	0.01%
198.	http://images.google.se/	10	0.01%
199.	http://environment.yale.edu/	10	0.01%
200.	http://www.google.sk/	10	0.01%
201.	http://www.grantstation.com/	10	0.01%
202.	http://www.columbia.edu/	10	0.01%
203.	http://prt1.uhcl.edu/	10	0.01%
204.	http://www.google.co.tz/	10	0.01%
205.	http://images.google.co.id/	10	0.01%
206.	http://www.sph.emory.edu/	9	0.01%
207.	http://us.mg1.mail.yahoo.com/	9	0.01%
208.	http://www.google.com.bd/	9	0.01%
209.	http://fellowships.rice.edu/	9	0.01%
210.	http://search.cnn.com/	9	0.01%
211.	http://www.cop.noaa.gov/	9	0.01%
212.	http://images.google.be/	9	0.01%
213.	http://climate.envsci.rutgers.edu/	9	0.01%
214.	http://www.aiha.org/	9	0.01%
215.	http://g.s.scandoo.com/	9	0.01%
216.	http://www.kzoo.edu/	9	0.01%
217.	http://www.google.com.np/	9	0.01%
218.	http://images.google.ro/	9	0.01%
219.	http://www.google.tt/	9	0.01%
220.	http://www.nlm.nih.gov/	9	0.01%
221.	http://www.ag.ncat.edu/	9	0.01%
222.	http://www.google.co.ve/	9	0.01%

	Site	Visits	% Visits
223.	http://www.answers.com/	9	0.01%
224.	http://www.unh.edu/	9	0.01%
225.	http://webmail.aol.com/	9	0.01%
226.	http://www.vetmed.ucdavis.edu/	9	0.01%
227.	http://www.google.mu/	9	0.01%
228.	http://pull.xmr3.com/	9	0.01%
229.	http://www.sws.org/	9	0.01%
230.	http://ceprofs.civil.tamu.edu/	8	0.01%
231.	http://search.babylon.com/	8	0.01%
232.	http://researchfunding.duke.edu/	8	0.01%
233.	http://us.yhs.search.yahoo.com/	8	0.01%
234.	http://search.sweetim.com/	8	0.01%
235.	http://images.google.com.pk/	8	0.01%
236.	http://images.google.com.mx/	8	0.01%
237.	http://search.conduit.com/	8	0.01%
238.	http://www.noprescriptiondrugstore.us/	8	0.01%
239.	http://www.grad.nd.edu/	8	0.01%
240.	http://info.envs.lsu.edu/	8	0.01%
241.	http://www.aashe.org/	8	0.01%
242.	http://webmail.att.net/	8	0.01%
243.	http://ecology.ucdavis.edu/	8	0.01%
244.	http://74.125.45.104/	8	0.01%
245.	http://www.brown.edu/	8	0.01%
246.	http://marine.unh.edu/	8	0.01%
247.	http://www.google.ee/	8	0.01%
248.	http://209.85.175.104/	8	0.01%
249.	http://www.google.com.ec/	8	0.01%
250.	http://esa.org/	8	0.01%
251.	http://www.google.si/	8	0.01%
252.	http://www.pdf-search-engine.com/	8	0.01%
253.	http://64.233.169.104/	7	0.01%
254.	http://www.adobe.com/	7	0.01%
255.	http://images.google.com.hk/	7	0.01%
256.	http://www.stat.osu.edu/	7	0.01%
257.	http://www.sdp.gov/	7	0.01%
258.	http://graduate.asu.edu/	7	0.01%
259.	http://www.soest.hawaii.edu/	7	0.01%
260.	http://www.google.lv/	7	0.01%
261.	http://www.conjointanalysis.net/	7	0.01%
262.	http://www.paenvironmentdigest.com/	7	0.01%
263.	http://www.google.com.qa/	7	0.01%

	Site	Visits	% Visits
264.	http://www.thegrantuniversity.com/	7	0.01%
265.	http://images.google.dk/	7	0.01%
266.	http://yandex.ru/	7	0.01%
267.	http://clusty.com/	7	0.01%
268.	http://www.luc.edu/	7	0.01%
269.	http://email.secureserver.net/	7	0.01%
270.	http://www.today.uidaho.edu/	7	0.01%
271.	http://search.netscape.com/	7	0.01%
272.	http://www.google.bg/	7	0.01%
273.	http://search.mywebsearch.com/	7	0.01%
274.	http://www.metacrawler.com/	7	0.01%
275.	http://www.gradschool.cornell.edu/	7	0.01%
276.	http://images.google.ch/	7	0.01%
277.	http://www.ocean.udel.edu/	7	0.01%
278.	http://cobweb.ecn.purdue.edu/	7	0.01%
279.	http://images.google.co.za/	7	0.01%
280.	http://marine.unc.edu/	6	0.01%
281.	http://s-red-exch-02.redlands.edu/	6	0.01%
282.	http://www.googlesyndicatedsearch.com/	6	0.01%
283.	http://www.engin.umich.edu/	6	0.01%
284.	http://www.clarku.edu/	6	0.01%
285.	http://www.gdnet.ucla.edu/	6	0.01%
286.	http://72.14.205.104/	6	0.01%
287.	http://www.google.mn/	6	0.01%
288.	http://depts.washington.edu/	6	0.01%
289.	http://www.google.co.cr/	6	0.01%
290.	http://microbiology.mit.edu/	6	0.01%
291.	http://www.umaine.edu/	6	0.01%
292.	http://dbbs.wustl.edu/	6	0.01%
293.	http://www.lafoundation.org/	6	0.01%
294.	http://ca.youtube.com/	6	0.01%
295.	http://images.google.pt/	6	0.01%
296.	http://cohesion.rice.edu/	6	0.01%
297.	http://johnmuir.ucdavis.edu/	6	0.01%
298.	http://www.darpa.mil/	6	0.01%
299.	http://moodle.lafayette.edu/	6	0.01%
300.	http://images.google.ae/	6	0.01%
301.	http://zoology.science.oregonstate.edu/	6	0.01%
302.	http://answers.yahoo.com/	6	0.01%
303.	http://ww23.rr.com/	6	0.01%
304.	http://www.lib.msu.edu/	6	0.01%

	Site	Visits	% Visits
305.	http://uk.ask.com/	6	0.01%
306.	http://www.myamericanbenefitsplan.com/	6	0.01%
307.	http://www.undergraduateresearch.uh.edu/	6	0.01%
308.	http://www.urmc.rochester.edu/	6	0.01%
309.	http://www.compuhigh.net/	6	0.01%
310.	http://www.raven1.net/	6	0.01%
311.	http://www.math.jmu.edu/	6	0.01%
312.	http://www.ucar.edu/	6	0.01%
313.	http://sophclinic-f08-s09.pbwiki.com/	6	0.01%
314.	http://www.sfsu.edu/	6	0.01%
315.	http://images.google.gr/	6	0.01%
316.	http://www.ecoiq.com/	6	0.01%
317.	http://grad.uprm.edu/	6	0.01%
318.	http://www.biology.duke.edu/	6	0.01%
319.	http://www.esf.edu/	6	0.01%
320.	http://www.grantresourcecenter.com/	5	0.00%
321.	http://iris.library.uiuc.edu/	5	0.00%
322.	http://www.dsa.unipr.it/	5	0.00%
323.	http://www.indiana.edu/	5	0.00%
324.	http://www.smartgrowth.org/	5	0.00%
325.	http://www.deq.virginia.gov/	5	0.00%
326.	http://images.ask.com/	5	0.00%
327.	http://www.in.gov/	5	0.00%
328.	http://www.fish.washington.edu/	5	0.00%
329.	http://by115w.bay115.mail.live.com/	5	0.00%
330.	http://www.ce.cmu.edu/	5	0.00%
331.	http://www.cceia.org/	5	0.00%
332.	http://cee.engr.ucdavis.edu/	5	0.00%
333.	http://www.wpi.edu/	5	0.00%
334.	http://www.auburn.edu/	5	0.00%
335.	http://www.csus.edu/	5	0.00%
336.	http://www.google.dz/	5	0.00%
337.	http://search.icq.com/	5	0.00%
338.	http://us.mg201.mail.yahoo.com/	5	0.00%
339.	http://www.google.rw/	5	0.00%
340.	http://search.rr.com/	5	0.00%
341.	http://72.14.235.104/	5	0.00%
342.	http://www.google.com.fj/	5	0.00%
343.	http://search.alot.com/	5	0.00%
344.	http://www.gwu.edu/	5	0.00%
345.	http://www.google.lu/	5	0.00%

	Site	Visits	% Visits
346.	http://gradprog.mlml.calstate.edu/	5	0.00%
347.	http://aolsearch.aol.co.uk/	5	0.00%
348.	http://www.cas.gsu.edu/	5	0.00%
349.	http://74.125.113.104/	5	0.00%
350.	http://images.google.no/	5	0.00%
351.	http://www.konetic.or.kr/	5	0.00%
352.	http://bin.yale.edu/	5	0.00%
353.	http://us.mc656.mail.yahoo.com/	5	0.00%
354.	http://www.sph.umich.edu/	5	0.00%
355.	http://www.makingthedifference.org/	5	0.00%
356.	http://images.google.co.jp/	5	0.00%
357.	http://au.search.yahoo.com/	5	0.00%
358.	http://www.solarlantern.blogspot.com/	5	0.00%
359.	http://www.ewb-uiuc.org/	5	0.00%
360.	http://www.free-laptop-rewards.com/	5	0.00%
361.	http://www.associatedcontent.com/	5	0.00%
362.	http://pangea.stanford.edu/	5	0.00%
363.	http://www.solarturbinegroup.org/	5	0.00%
364.	http://www.csupomona.edu/	5	0.00%
365.	http://sg.images.search.yahoo.com/	5	0.00%
366.	http://www.es.umb.edu/	5	0.00%
367.	http://www.spea.indiana.edu/	5	0.00%
368.	http://www.fsu.edu/	5	0.00%
369.	http://www.students.gov/	5	0.00%
370.	http://inbt.jhu.edu/	5	0.00%
371.	http://www.psiec.psu.edu/	5	0.00%
372.	http://nlintrasearch.epa.gov/	5	0.00%
373.	http://www.toxicology.org/	5	0.00%
374.	http://mulm4pd.marshall.edu/	5	0.00%
375.	http://malaysia.search.yahoo.com/	5	0.00%
376.	http://www.federalgrantswire.com/	5	0.00%
377.	http://www.oberlin.edu/	5	0.00%
378.	http://yosemite1.epa.gov/	5	0.00%
379.	http://osr.tamuk.edu/	5	0.00%
380.	http://www.wec.ufl.edu/	5	0.00%
381.	http://fellowships.aaas.org/	5	0.00%
382.	http://oedb.org/	5	0.00%
383.	http://one.drexel.edu/	5	0.00%
384.	http://www.centerfortropicaecology.org/	4	0.00%
385.	http://www.eas.gatech.edu/	4	0.00%
386.	http://webmail.earthlink.net/	4	0.00%

	Site	Visits	% Visits
387.	http://research.myfwc.com/	4	0.00%
388.	http://www.google.com.by/	4	0.00%
389.	http://www.sbtdc.org/	4	0.00%
390.	http://engineering.jhu.edu/	4	0.00%
391.	http://www.cudenver.edu/	4	0.00%
392.	http://www.iit.edu/	4	0.00%
393.	http://www.bu.edu/	4	0.00%
394.	http://www.mobot.org/	4	0.00%
395.	http://images.google.com.pe/	4	0.00%
396.	http://www.umass.edu/	4	0.00%
397.	http://www.charter.net/	4	0.00%
398.	http://www.clu-in.org/	4	0.00%
399.	http://www.bama.ua.edu/	4	0.00%
400.	http://insightws.infospace.com/	4	0.00%
401.	http://www.depweb.state.pa.us/	4	0.00%
402.	http://scholar.google.cn/	4	0.00%
403.	http://www.suagm.edu/	4	0.00%
404.	http://www.smallbusiness.com/	4	0.00%
405.	http://www.csrees.usda.gov/	4	0.00%
406.	http://mailcenter.comcast.net/	4	0.00%
407.	http://library.uvm.edu/	4	0.00%
408.	http://webct.njit.edu:18080/	4	0.00%
409.	http://www.cFDA.gov/	4	0.00%
410.	http://purl.access.gpo.gov/	4	0.00%
411.	http://engineering.ucdavis.edu/	4	0.00%
412.	http://www.erc.montana.edu/	4	0.00%
413.	http://us.mg3.mail.yahoo.com/	4	0.00%
414.	http://spot.colorado.edu/	4	0.00%
415.	http://www.ic.gc.ca/	4	0.00%
416.	http://badger.epa.gov/	4	0.00%
417.	http://www.theagarplate.com/	4	0.00%
418.	http://74.125.93.104/	4	0.00%
419.	http://peakstoprairies.org/	4	0.00%
420.	http://rtfusion.rtp.epa.gov/	4	0.00%
421.	http://www.uri.edu/	4	0.00%
422.	www.branddimensions.com/	4	0.00%
423.	http://www.mines.edu/	4	0.00%
424.	http://search.myway.com/	4	0.00%
425.	http://www.grad.berkeley.edu/	4	0.00%
426.	http://www.metrogreenbusiness.com/	4	0.00%
427.	http://www.google.hn/	4	0.00%

	Site	Visits	% Visits
428.	http://www.google.com.bh/	4	0.00%
429.	http://translate.google.com.eg/	4	0.00%
430.	http://bl149w.blu149.mail.live.com/	4	0.00%
431.	http://iper.stanford.edu/	4	0.00%
432.	http://earth911.com/	4	0.00%
433.	http://delicious.com/	4	0.00%
434.	http://www.denison.edu/	4	0.00%
435.	http://wm-imp-2.unl.edu/	4	0.00%
436.	http://216.239.59.104/	4	0.00%
437.	http://www.murraystate.edu/	4	0.00%
438.	http://library.louisville.edu/	4	0.00%
439.	http://ece.olin.edu/	4	0.00%
440.	http://www.macalester.edu/	4	0.00%
441.	http://www.laprofession.org/	4	0.00%
442.	http://translate.google.es/	4	0.00%
443.	http://www.aspb.org/	4	0.00%
444.	http://www.environmental.lsu.edu/	4	0.00%
445.	http://www.babycom.gr.jp/	4	0.00%
446.	http://www.snr.arizona.edu/	4	0.00%
447.	http://www.infoed.org/	4	0.00%
448.	http://ogs.tamu.edu/	4	0.00%
449.	http://us.mc326.mail.yahoo.com/	4	0.00%
450.	http://www.scu.edu/	4	0.00%
451.	http://images.google.cz/	4	0.00%
452.	http://www.google.co.zw/	4	0.00%
453.	http://www.tamug.edu/	4	0.00%
454.	http://www.northwestern.edu/	4	0.00%
455.	http://www.ncstaff.net/	4	0.00%
456.	http://portal.acs.org/	4	0.00%
457.	http://biology4.wustl.edu/	4	0.00%
458.	http://www.colorado.edu/	4	0.00%
459.	http://blogs.csun.edu/	4	0.00%
460.	http://www.free-wii-rewards.com/	4	0.00%
461.	http://74.125.95.104/	4	0.00%
462.	http://www.grantsalert.com/	4	0.00%
463.	http://www.wellsphere.com/	4	0.00%
464.	http://www.njouba.com/	4	0.00%
465.	http://www.smallbiz-enviroweb.org/	4	0.00%
466.	http://www.weedcenter.org/	4	0.00%
467.	http://www.eps.harvard.edu/	4	0.00%
468.	http://hps.org/	4	0.00%

	Site	Visits	% Visits
469.	http://www.fedcenter.gov/	4	0.00%
470.	http://cfpub2.epa.gov/	4	0.00%
471.	http://64.233.183.104/	4	0.00%
472.	http://us.mc906.mail.yahoo.com/	4	0.00%
473.	http://images.google.hu/	4	0.00%
474.	http://www.tntech.edu/	4	0.00%
475.	http://www.environmentalfutures.org/	4	0.00%
476.	http://www.nanovip.com/	4	0.00%
477.	http://search.pch.com/	4	0.00%
478.	http://www.nae.edu/	4	0.00%
479.	http://oregonstate.edu/	4	0.00%
480.	http://grid.research.nmsu.edu/	4	0.00%
481.	http://www.umbc.edu/	4	0.00%
482.	http://www.osti.gov/	4	0.00%
483.	http://asbdc.ualr.edu/	4	0.00%
484.	http://are.berkeley.edu/	3	0.00%
485.	http://unjjobs.org/	3	0.00%
486.	http://www.snre.ufl.edu/	3	0.00%
487.	http://sciencecareers.sciencemag.org/	3	0.00%
488.	http://www.nextstep.state.mn.us/	3	0.00%
489.	http://search.sympatico.msn.ca/	3	0.00%
490.	http://www.aceinc.org/	3	0.00%
491.	http://www.nasbr.org/	3	0.00%
492.	http://www.training.nih.gov/	3	0.00%
493.	http://www.switzernetwork.org/	3	0.00%
494.	http://www.soe.ucsc.edu/	3	0.00%
495.	http://www.nistep.go.jp/	3	0.00%
496.	http://by123w.bay123.mail.live.com/	3	0.00%
497.	http://co110w.col110.mail.live.com/	3	0.00%
498.	http://co103w.col103.mail.live.com/	3	0.00%
499.	http://www.google.mv/	3	0.00%
500.	http://www.nrel.colostate.edu/	3	0.00%
Subtotal for rows: 1 - 500		105,499	98.34%
Other		1,786	1.66%
Total		107,285	100.00%

items 1-500 of 1000

Referring Site - Help Card



Column Definitions

Referring Sites

A web site that refers a visitor to your site by linking to it.

Site

The specific referring site being analyzed.

Visits

Number of times the specified site referred visitors to your site.

%

Percentage of referrals that came from the specified site.

Direct Traffic

Represents to the web site with no referrer as one of the following: 1) the visitor typed the domain name directly into their browser, 2) the visitor bookmarked the site, 3) the visitor clicked on an email, shortcut, or other direct link, 4) Firewalls and/or proxies stripped out the referrer and replaced it with a dash "-".

Note: If "Direct Traffic" is 100% of all your traffic, then you are probably not logging the "referrer" field in your log files. Please see your manual or the WebTrends Knowledgebase to enable extended logging on your web servers.

Hidden-Referrer

A value indicating that Internet security software such as Zone Alarm Pro, Symantec's Norton Internet Security, or a proxy server modified a web request to mask the referring URL.



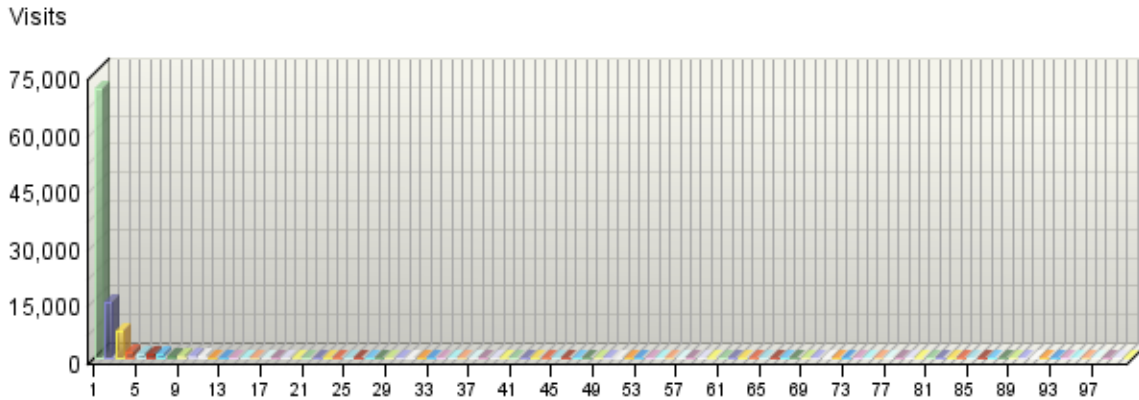
Report Descriptions

You can use this page to determine which sites are referring the most visitors to your site. This can help when considering the most effective ways and places to attract visitors.

Referring Domain

This report identifies the top-level domains that refer visitors to your site. This information will be displayed only if your server is logging this information.

Visits by Referring Domain



Referring Domain

	Domain	Visits	% Visits
1.	Direct Traffic	70,708	65.91%
2.	google.com	14,475	13.49%
3.	epa.gov	7,184	6.70%
4.	yahoo.com	1,612	1.50%
5.	google.co.in	1,150	1.07%
6.	grants.gov	1,029	0.96%
7.	google.co.uk	818	0.76%
8.	google.ca	601	0.56%
9.	live.com	399	0.37%
10.	msn.com	323	0.30%
11.	google.com.au	309	0.29%
12.	google.cn	217	0.20%
13.	google.de	186	0.17%
14.	business.gov	180	0.17%
15.	google.fr	174	0.16%
16.	ask.com	164	0.15%
17.	aol.com	161	0.15%
18.	google.co.kr	150	0.14%

	Domain	Visits	% Visits
19.	usasearch.gov	147	0.14%
20.	google.it	147	0.14%
21.	google.es	137	0.13%
22.	google.com.ph	132	0.12%
23.	google.com.eg	124	0.12%
24.	google.co.th	124	0.12%
25.	google.co.za	116	0.11%
26.	google.com.tr	111	0.10%
27.	google.co.id	106	0.10%
28.	google.com.my	106	0.10%
29.	google.com.mx	98	0.09%
30.	google.com.pk	95	0.09%
31.	google.com.br	88	0.08%
32.	google.nl	87	0.08%
33.	google.com.sg	84	0.08%
34.	google.com.tw	82	0.08%
35.	weblinkvalidator.com	80	0.07%
36.	google.com.vn	71	0.07%
37.	google.co.jp	63	0.06%
38.	google.pl	62	0.06%
39.	wikipedia.org	61	0.06%
40.	google.ie	60	0.06%
41.	usgcrp.gov	59	0.05%
42.	google.ro	58	0.05%
43.	duke.edu	56	0.05%
44.	google.pt	55	0.05%
45.	google.gr	55	0.05%
46.	grantsnet.org	53	0.05%
47.	google.be	50	0.05%
48.	sba.gov	50	0.05%
49.	cos.com	47	0.04%
50.	google.co.nz	47	0.04%
51.	sbir.gov	46	0.04%
52.	altavista.com	45	0.04%
53.	google.com.hk	44	0.04%
54.	querycat.com	43	0.04%
55.	fatomei.com	42	0.04%
56.	nih.gov	41	0.04%
57.	zyn.com	40	0.04%
58.	google.se	39	0.04%
59.	google.com.co	39	0.04%

	Domain	Visits	% Visits
60.	google.ch	38	0.04%
61.	google.co.ke	36	0.03%
62.	google.ae	35	0.03%
63.	ucdavis.edu	35	0.03%
64.	google.ru	35	0.03%
65.	ufl.edu	33	0.03%
66.	google.com.ar	32	0.03%
67.	comcast.net	31	0.03%
68.	google.com.pe	31	0.03%
69.	google.com.et	31	0.03%
70.	mit.edu	31	0.03%
71.	lasculturas.com	31	0.03%
72.	columbia.edu	30	0.03%
73.	dogpile.com	29	0.03%
74.	tamu.edu	29	0.03%
75.	esa.org	29	0.03%
76.	ncat.org	27	0.03%
77.	ieee.org	26	0.02%
78.	google.hu	26	0.02%
79.	ncsu.edu	26	0.02%
80.	stanford.edu	26	0.02%
81.	blogspot.com	25	0.02%
82.	earth911.org	25	0.02%
83.	google.com.sa	25	0.02%
84.	google.lk	25	0.02%
85.	google.cz	25	0.02%
86.	uidaho.edu	24	0.02%
87.	google.dk	24	0.02%
88.	nano.gov	23	0.02%
89.	washington.edu	23	0.02%
90.	google.com.ng	23	0.02%
91.	berkeley.edu	23	0.02%
92.	134.67.99.14	23	0.02%
93.	ecosystemvaluation.org	23	0.02%
94.	google.fi	23	0.02%
95.	medesign.org	22	0.02%
96.	yale.edu	20	0.02%
97.	fsu.edu	20	0.02%
98.	google.com.pr	20	0.02%
99.	ca.gov	20	0.02%
100.	umich.edu	20	0.02%

	Domain	Visits	% Visits
101.	facebook.com	20	0.02%
102.	google.com.jm	19	0.02%
103.	att.net	19	0.02%
104.	unh.edu	19	0.02%
105.	oceancareers.com	19	0.02%
106.	google.at	19	0.02%
107.	google.cl	18	0.02%
108.	cornell.edu	18	0.02%
109.	congress.gov	18	0.02%
110.	google.co.il	17	0.02%
111.	yahoo.co.jp	17	0.02%
112.	rice.edu	17	0.02%
113.	utb.edu	17	0.02%
114.	fiu.edu	16	0.01%
115.	finaid.org	16	0.01%
116.	google.hr	16	0.01%
117.	google.no	16	0.01%
118.	ehponline.org	16	0.01%
119.	lsu.edu	16	0.01%
120.	ansi.org	16	0.01%
121.	com [xerka@diana-tek.com]	16	0.01%
122.	google.jo	16	0.01%
123.	209.85.173.104	16	0.01%
124.	google.com.ua	16	0.01%
125.	osd.mil	15	0.01%
126.	google.com.gh	15	0.01%
127.	marinecareers.net	15	0.01%
128.	google.lt	14	0.01%
129.	nsf.gov	14	0.01%
130.	rutgers.edu	14	0.01%
131.	scirus.com	14	0.01%
132.	jhu.edu	14	0.01%
133.	anomalies.net	14	0.01%
134.	rr.com	14	0.01%
135.	goodsearch.com	14	0.01%
136.	asu.edu	14	0.01%
137.	psu.edu	14	0.01%
138.	eelink.net	14	0.01%
139.	asee.org	13	0.01%
140.	green-technology.org	13	0.01%
141.	scgcorp.com	13	0.01%

	Domain	Visits	% Visits
142.	unc.edu	13	0.01%
143.	peer.org	13	0.01%
144.	google.com.ly	13	0.01%
145.	google.co.ve	13	0.01%
146.	google.sk	13	0.01%
147.	wustl.edu	13	0.01%
148.	google.co.ug	12	0.01%
149.	66.102.9.104	12	0.01%
150.	scholarship-positions.com	12	0.01%
151.	conservationgrants.com	12	0.01%
152.	google.tt	12	0.01%
153.	usgs.gov	12	0.01%
154.	google.bg	12	0.01%
155.	serdp.org	12	0.01%
156.	sra.org	12	0.01%
157.	colorado.edu	12	0.01%
158.	google.com.om	12	0.01%
159.	awg.org	11	0.01%
160.	msu.edu	11	0.01%
161.	green-energy-news.com	11	0.01%
162.	google.si	11	0.01%
163.	purdue.edu	11	0.01%
164.	wbdg.org	11	0.01%
165.	hawaii.edu	11	0.01%
166.	stormwaterauthority.org	11	0.01%
167.	oregonstate.edu	11	0.01%
168.	chronicle.com	11	0.01%
169.	uoregon.edu	11	0.01%
170.	ncat.edu	11	0.01%
171.	p2ric.org	11	0.01%
172.	arizona.edu	10	0.01%
173.	grantstation.com	10	0.01%
174.	google.co.tz	10	0.01%
175.	uhcl.edu	10	0.01%
176.	ucla.edu	10	0.01%
177.	google.com.bd	10	0.01%
178.	seattleu.edu	10	0.01%
179.	uiowa.edu	10	0.01%
180.	google.com.np	10	0.01%
181.	osu.edu	10	0.01%
182.	harvard.edu	10	0.01%

	Domain	Visits	% Visits
183.	indiana.edu	10	0.01%
184.	noaa.gov	10	0.01%
185.	udel.edu	9	0.01%
186.	google.mu	9	0.01%
187.	sws.org	9	0.01%
188.	xmr3.com	9	0.01%
189.	nd.edu	9	0.01%
190.	aiha.org	9	0.01%
191.	earthlink.net	9	0.01%
192.	answers.com	9	0.01%
193.	iastate.edu	9	0.01%
194.	google.com.ec	9	0.01%
195.	cnn.com	9	0.01%
196.	google.ee	9	0.01%
197.	scandoo.com	9	0.01%
198.	kzoo.edu	9	0.01%
199.	emory.edu	9	0.01%
200.	cmu.edu	9	0.01%
201.	google.co.cr	8	0.01%
202.	luc.edu	8	0.01%
203.	noprescriptiondrugstore.us	8	0.01%
204.	pbwiki.com	8	0.01%
205.	conduit.com	8	0.01%
206.	uconn.edu	8	0.01%
207.	74.125.45.104	8	0.01%
208.	umaine.edu	8	0.01%
209.	brown.edu	8	0.01%
210.	sweetim.com	8	0.01%
211.	babylon.com	8	0.01%
212.	aashe.org	8	0.01%
213.	pdf-search-engine.com	8	0.01%
214.	clarku.edu	8	0.01%
215.	ucar.edu	8	0.01%
216.	209.85.175.104	8	0.01%
217.	utexas.edu	7	0.01%
218.	rochester.edu	7	0.01%
219.	64.233.169.104	7	0.01%
220.	umd.edu	7	0.01%
221.	sdp.gov	7	0.01%
222.	uh.edu	7	0.01%
223.	usf.edu	7	0.01%

	Domain	Visits	% Visits
224.	gpo.gov	7	0.01%
225.	yandex.ru	7	0.01%
226.	drexel.edu	7	0.01%
227.	google.lv	7	0.01%
228.	secureserver.net	7	0.01%
229.	netscape.com	7	0.01%
230.	adobe.com	7	0.01%
231.	nyu.edu	7	0.01%
232.	myamericanbenefitsplan.com	7	0.01%
233.	conjointanalysis.net	7	0.01%
234.	paenvironmentdigest.com	7	0.01%
235.	mywebsearch.com	7	0.01%
236.	umn.edu	7	0.01%
237.	thegrantuniversity.com	7	0.01%
238.	google.com.qa	7	0.01%
239.	metacrawler.com	7	0.01%
240.	google.mn	7	0.01%
241.	appstate.edu	7	0.01%
242.	clusty.com	7	0.01%
243.	jmu.edu	6	0.01%
244.	compuhigh.net	6	0.01%
245.	lafayette.edu	6	0.01%
246.	tufts.edu	6	0.01%
247.	googlesyndicatedsearch.com	6	0.01%
248.	about.com	6	0.01%
249.	youtube.com	6	0.01%
250.	aaas.org	6	0.01%
251.	uprm.edu	6	0.01%
252.	tntech.edu	6	0.01%
253.	uvm.edu	6	0.01%
254.	ecoiq.com	6	0.01%
255.	csun.edu	6	0.01%
256.	esf.edu	6	0.01%
257.	redlands.edu	6	0.01%
258.	uiuc.edu	6	0.01%
259.	colostate.edu	6	0.01%
260.	marshall.edu	6	0.01%
261.	sfsu.edu	6	0.01%
262.	raven1.net	6	0.01%
263.	72.14.205.104	6	0.01%
264.	charter.net	6	0.01%

	Domain	Visits	% Visits
265.	lafoundation.org	6	0.01%
266.	darpa.mil	6	0.01%
267.	auburn.edu	6	0.01%
268.	calstate.edu	5	0.00%
269.	wellsphere.com	5	0.00%
270.	csupomona.edu	5	0.00%
271.	associatedcontent.com	5	0.00%
272.	google.lu	5	0.00%
273.	wpi.edu	5	0.00%
274.	montana.edu	5	0.00%
275.	google.com.bn	5	0.00%
276.	google.com.fj	5	0.00%
277.	p2pays.org	5	0.00%
278.	isu.edu	5	0.00%
279.	virginia.gov	5	0.00%
280.	in.gov	5	0.00%
281.	laprofession.org	5	0.00%
282.	ucsb.edu	5	0.00%
283.	utk.edu	5	0.00%
284.	alot.com	5	0.00%
285.	grantresourcecenter.com	5	0.00%
286.	myway.com	5	0.00%
287.	dc.gov	5	0.00%
288.	72.14.235.104	5	0.00%
289.	dsa.unipr.it	5	0.00%
290.	oedb.org	5	0.00%
291.	google.dz	5	0.00%
292.	ucsc.edu	5	0.00%
293.	smartgrowth.org	5	0.00%
294.	aol.co.uk	5	0.00%
295.	gatech.edu	5	0.00%
296.	federalgrantswire.com	5	0.00%
297.	uga.edu	5	0.00%
298.	tamuk.edu	5	0.00%
299.	umass.edu	5	0.00%
300.	cceia.org	5	0.00%
301.	clu-in.org	5	0.00%
302.	wisc.edu	5	0.00%
303.	umb.edu	5	0.00%
304.	toxicology.org	5	0.00%
305.	verizon.net	5	0.00%

	Domain	Visits	% Visits
306.	anl.gov	5	0.00%
307.	csus.edu	5	0.00%
308.	gwu.edu	5	0.00%
309.	students.gov	5	0.00%
310.	gsu.edu	5	0.00%
311.	74.125.113.104	5	0.00%
312.	makingthedifference.org	5	0.00%
313.	icq.com	5	0.00%
314.	free-laptop-rewards.com	5	0.00%
315.	solarturbinegroup.org	5	0.00%
316.	google.com.bh	5	0.00%
317.	ewb-uiuc.org	5	0.00%
318.	unl.edu	5	0.00%
319.	google.rw	5	0.00%
320.	google.com.gt	5	0.00%
321.	incredimail.com	5	0.00%
322.	northwestern.edu	5	0.00%
323.	konetic.or.kr	5	0.00%
324.	oberlin.edu	5	0.00%
325.	tamug.edu	4	0.00%
326.	mines.edu	4	0.00%
327.	delicious.com	4	0.00%
328.	acs.org	4	0.00%
329.	syr.edu	4	0.00%
330.	nmsu.edu	4	0.00%
331.	google.co.zw	4	0.00%
332.	fedcenter.gov	4	0.00%
333.	weedcenter.org	4	0.00%
334.	glrppr.org	4	0.00%
335.	pch.com	4	0.00%
336.	alltheweb.com	4	0.00%
337.	njouba.com	4	0.00%
338.	sc.edu	4	0.00%
339.	nae.edu	4	0.00%
340.	smallbiz-enviroweb.org	4	0.00%
341.	cox.net	4	0.00%
342.	64.233.183.104	4	0.00%
343.	environmentalfutures.org	4	0.00%
344.	uwm.edu	4	0.00%
345.	csufresno.edu	4	0.00%
346.	whoi.edu	4	0.00%

	Domain	Visits	% Visits
347.	hps.org	4	0.00%
348.	nanovip.com	4	0.00%
349.	google.com.by	4	0.00%
350.	uri.edu	4	0.00%
351.	ic.gc.ca	4	0.00%
352.	mobot.org	4	0.00%
353.	theagarplate.com	4	0.00%
354.	go-gardens.com	4	0.00%
355.	babycom.gr.jp	4	0.00%
356.	umbc.edu	4	0.00%
357.	cfda.gov	4	0.00%
358.	osti.gov	4	0.00%
359.	infospace.com	4	0.00%
360.	branddimensions.com	4	0.00%
361.	google.mv	4	0.00%
362.	iit.edu	4	0.00%
363.	search.com	4	0.00%
364.	myfwc.com	4	0.00%
365.	netzero.net	4	0.00%
366.	centerfortropicalesecology.org	4	0.00%
367.	olin.edu	4	0.00%
368.	bu.edu	4	0.00%
369.	towson.edu	4	0.00%
370.	grantsalert.com	4	0.00%
371.	gmu.edu	4	0.00%
372.	state.pa.us	4	0.00%
373.	scu.edu	4	0.00%
374.	ualr.edu	4	0.00%
375.	nasa.gov	4	0.00%
376.	state.tx.us	4	0.00%
377.	cudenver.edu	4	0.00%
378.	sbtcd.org	4	0.00%
379.	usda.gov	4	0.00%
380.	74.125.95.104	4	0.00%
381.	free-wii-rewards.com	4	0.00%
382.	suagm.edu	4	0.00%
383.	ncstaff.net	4	0.00%
384.	ua.edu	4	0.00%
385.	collegemajors101.com	4	0.00%
386.	peakstoprairies.org	4	0.00%
387.	google.com.bo	4	0.00%

	Domain	Visits	% Visits
388.	ucf.edu	4	0.00%
389.	clemson.edu	4	0.00%
390.	njit.edu	4	0.00%
391.	smallbusiness.com	4	0.00%
392.	uchicago.edu	4	0.00%
393.	earth911.com	4	0.00%
394.	macalester.edu	4	0.00%
395.	google.hk	4	0.00%
396.	74.125.93.104	4	0.00%
397.	louisville.edu	4	0.00%
398.	denison.edu	4	0.00%
399.	aspb.org	4	0.00%
400.	216.239.59.104	4	0.00%
401.	murraystate.edu	4	0.00%
402.	infoed.org	4	0.00%
403.	metrogreenbusiness.com	4	0.00%
404.	google.com.do	4	0.00%
405.	zoomerang.com	3	0.00%
406.	magnetmail.net	3	0.00%
407.	0.1	3	0.00%
408.	eurotox.com	3	0.00%
409.	sputteringsystems.com	3	0.00%
410.	ltu.edu	3	0.00%
411.	eorm.com	3	0.00%
412.	willamette.edu	3	0.00%
413.	unm.edu	3	0.00%
414.	eurekaalert.org	3	0.00%
415.	asse.org	3	0.00%
416.	ku.edu	3	0.00%
417.	excite.com	3	0.00%
418.	constantcontact.com	3	0.00%
419.	k-state.edu	3	0.00%
420.	usu.edu	3	0.00%
421.	ecostudies.org	3	0.00%
422.	google.co.ma	3	0.00%
423.	mail.com	3	0.00%
424.	google.co.bw	3	0.00%
425.	juno.com	3	0.00%
426.	pcee.org	3	0.00%
427.	ncseonline.org	3	0.00%
428.	ecohealth.net	3	0.00%

	Domain	Visits	% Visits
429.	osha.gov	3	0.00%
430.	nikkei.co.jp	3	0.00%
431.	decadeofbehavior.org	3	0.00%
432.	stonybrook.edu	3	0.00%
433.	google.ci	3	0.00%
434.	blogs.com	3	0.00%
435.	virginia.edu	3	0.00%
436.	chacha.com	3	0.00%
437.	wvu.edu	3	0.00%
438.	ucmerced.edu	3	0.00%
439.	switzernetwork.org	3	0.00%
440.	rain-barrel.net	3	0.00%
441.	nanotech-now.com	3	0.00%
442.	lanl.gov	3	0.00%
443.	aceinc.org	3	0.00%
444.	unjobs.org	3	0.00%
445.	state.mn.us	3	0.00%
446.	sciencemag.org	3	0.00%
447.	googlepages.com	3	0.00%
448.	cdc.gov	3	0.00%
449.	nistep.go.jp	3	0.00%
450.	lehigh.edu	3	0.00%
451.	sympatico.msn.ca	3	0.00%
452.	sbir.us	3	0.00%
453.	spe.org	3	0.00%
454.	american.edu	3	0.00%
455.	prenhall.com	3	0.00%
456.	google.com.sv	3	0.00%
457.	autismdoc.org	3	0.00%
458.	beedly.us	3	0.00%
459.	dartmouth.edu	3	0.00%
460.	soso.com	3	0.00%
461.	bendchamber.org	3	0.00%
462.	nasbr.org	3	0.00%
463.	vt.edu	3	0.00%
464.	williamandrew.com	3	0.00%
465.	csc.edu	3	0.00%
466.	southeastdiesel.org	3	0.00%
467.	metafilter.com	3	0.00%
468.	gcms.de	3	0.00%
469.	63.123.155.71	3	0.00%

	Domain	Visits	% Visits
470.	grantsearchcenter.com	3	0.00%
471.	centuriontechnology.com	3	0.00%
472.	google.is	3	0.00%
473.	http	3	0.00%
474.	valdosta.edu	3	0.00%
475.	gaiauniversity.org	3	0.00%
476.	scseagrant.org	3	0.00%
477.	zaq.ne.jp	3	0.00%
478.	nwf.org	3	0.00%
479.	clarkson.edu	3	0.00%
480.	google.com.uy	3	0.00%
481.	eic.or.jp	2	0.00%
482.	pitt.edu	2	0.00%
483.	google.as	2	0.00%
484.	tidbits.com	2	0.00%
485.	tennessee.edu	2	0.00%
486.	oknano.com	2	0.00%
487.	baylor.edu	2	0.00%
488.	abyssinian.org	2	0.00%
489.	t-online.de	2	0.00%
490.	umc.edu	2	0.00%
491.	haas	2	0.00%
492.	nanohub.org	2	0.00%
493.	pasafarming.org	2	0.00%
494.	C	2	0.00%
495.	cofc.edu	2	0.00%
496.	google.com.vc	2	0.00%
497.	google.cat	2	0.00%
498.	crawler.com	2	0.00%
499.	binghamton.edu	2	0.00%
500.	nbii.org	2	0.00%
Subtotal for rows: 1 - 500		106,644	99.40%
Other		641	0.60%
Total		107,285	100.00%

items 1-500 of 1000

Referring Domain - Help Card



Column Definitions

Referring Domain

A web site that refers a visitor to your site by linking to it.

Domain

Top-level domains to which belong the web sites which refer visitors to your site by linking to it.

Visits

Number of times the specified domain referred visitors to your site.

%

Percentage of referrals that came from the specified domain.

Direct Traffic

Represents to the web site with no referrer as one of the following: 1) the visitor typed the domain name directly into their browser, 2) the visitor bookmarked the site, 3) the visitor clicked on an email, shortcut, or other direct link, 4) Firewalls and/or proxies stripped out the referrer and replaced it with a dash "-".

Note: If "Direct Traffic" is 100% of all your traffic, then you are probably not logging the "referrer" field in your log files. Please see your manual or the WebTrends Knowledgebase to enable extended logging on your web servers.

Hidden-Referrer

A value indicating that Internet security software such as Zone Alarm Pro, Symantec's Norton Internet Security, or a proxy server modified a web request to mask the referring URL.



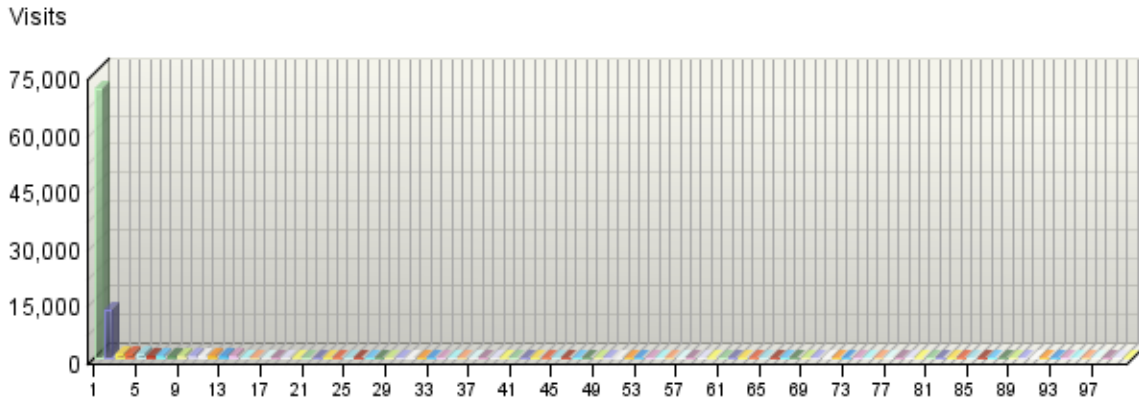
Report Descriptions

You can use this page to determine which domains are referring the most visitors to your site. This can help when considering the most effective ways and places to attract visitors.

Referring Page

This report provides the pages from the sites with links to your site. This information will only be displayed if your server is logging the referrer information.

Visits by Referring Page



Referring Page

	Page	Visits	% Visits
1.	Direct Traffic	70,708	65.91%
2.	http://www.google.com/search	12,793	11.92%
3.	http://images.google.com/imgres	1,195	1.11%
4.	http://www.google.co.in/search	1,004	0.94%
5.	http://search.yahoo.com/search	845	0.79%
6.	http://www.google.co.uk/search	611	0.57%
7.	http://www.google.ca/search	514	0.48%
8.	http://nlquery.epa.gov/epasearch/epasearch	458	0.43%
9.	http://www.epa.gov/careers/stuopp.html	418	0.39%
10.	http://es.epa.gov/ncer/	404	0.38%
11.	http://es.epa.gov/	346	0.32%
12.	http://search.live.com/results.aspx	310	0.29%
13.	http://search.msn.com/results.aspx	305	0.28%
14.	http://www.epa.gov/epahome/scitech.htm	262	0.24%
15.	http://www.google.com.au/search	252	0.23%
16.	http://images.google.co.uk/imgres	197	0.18%
17.	http://www.google.cn/search	192	0.18%
18.	http://www.epa.gov/ord/htm/jobs_ord.htm	188	0.18%

	Page	Visits	% Visits
19.	http://www07.grants.gov/search/search.do	185	0.17%
20.	http://www.google.de/search	157	0.15%
21.	http://www.ask.com/web	148	0.14%
22.	http://www.google.fr/search	147	0.14%
23.	http://usasearch.gov/search	142	0.13%
24.	http://es.epa.gov/ncer/p3/	138	0.13%
25.	http://www.epa.gov/ord/htm/grantopportunity.htm	138	0.13%
26.	http://images.google.co.in/imgres	133	0.12%
27.	http://www.google.it/search	129	0.12%
28.	http://es.epa.gov/ncer/childrenscenters/autism.html	125	0.12%
29.	http://www.google.co.kr/search	118	0.11%
30.	http://www.google.es/search	118	0.11%
31.	http://www.google.com.ph/search	114	0.11%
32.	http://es.epa.gov/ncer/childrenscenters/pesticides.html	111	0.10%
33.	http://intranet.epa.gov/ordintra/	110	0.10%
34.	http://www.google.com.eg/search	107	0.10%
35.	http://www.google.co.th/search	105	0.10%
36.	http://www.epa.gov/P3/	105	0.10%
37.	http://www.google.co.za/search	103	0.10%
38.	http://mail.google.com/mail/	98	0.09%
39.	http://www.google.co.id/search	96	0.09%
40.	http://www.google.com.tr/search	92	0.09%
41.	http://v26265ncay001.aa.ad.epa.gov/opencms/opencms/system/modules/com.cgi.ordatwork/pages/ORDToday.jsp	91	0.08%
42.	http://www.google.com.my/search	89	0.08%
43.	http://www.google.com.pk/search	87	0.08%
44.	http://www.google.com.mx/search	84	0.08%
45.	http://es.epa.gov/ncer/childrenscenters/davis.html	83	0.08%
46.	http://www.weblinkvalidator.com/	80	0.07%
47.	http://images.google.ca/imgres	80	0.07%
48.	http://es.epa.gov/ncer/rfa/	76	0.07%
49.	http://www.epa.gov/ord/htm/grantopportunity-fellow.htm	75	0.07%
50.	http://www.business.gov/guides/finance/financing/loans.html	73	0.07%
51.	http://www.google.com.sg/search	72	0.07%
52.	http://www.google.com.br/search	69	0.06%
53.	http://www.google.nl/search	69	0.06%
54.	http://www.google.com/custom	69	0.06%
55.	http://aolsearch.aol.com/aol/search	68	0.06%
56.	http://www.google.com.tw/search	64	0.06%

	Page	Visits	% Visits
57.	http://es.epa.gov/ncer/fellow/forum/pubs_96.html	61	0.06%
58.	http://es.epa.gov/ncer/fellow/	59	0.05%
59.	http://www.epa.gov/ord/htm/orgchart.htm	58	0.05%
60.	http://www.usgcrp.gov/usgcrp/ProgramElements/proposals/default.htm	57	0.05%
61.	http://www.google.co.jp/search	57	0.05%
62.	http://www.epa.gov/ord/sciencenews/scinews_biodiversity.htm	56	0.05%
63.	http://www.google.com.vn/search	54	0.05%
64.	http://es.epa.gov/ncer/rfa/forms/	51	0.05%
65.	http://images.google.com.au/imgres	51	0.05%
66.	http://www.google.ie/search	49	0.05%
67.	http://www.sba.gov/cgi-bin/byebye.pl	49	0.05%
68.	http://cfpub.epa.gov/ncer_list/updates/index.cfm	48	0.04%
69.	http://www.google.gr/search	48	0.04%
70.	http://www.google.ro/search	48	0.04%
71.	http://www.google.pt/search	48	0.04%
72.	http://www.google.pl/search	48	0.04%
73.	http://es.epa.gov/ncer/childrenscenters/columbia.html	47	0.04%
74.	http://business.gov/guides/finance/financing/loans.html	46	0.04%
75.	http://www.google.com/hws/search	46	0.04%
76.	http://search.aol.com/aol/search	43	0.04%
77.	http://scholarships.fatomei.com/biology.html	42	0.04%
78.	http://www.sbir.gov/federal_links.htm	42	0.04%
79.	http://www.google.be/search	40	0.04%
80.	http://www.google.com/ie	39	0.04%
81.	http://www.google.com.co/search	36	0.03%
82.	http://www.google.co.ke/search	36	0.03%
83.	http://www.google.com.hk/search	36	0.03%
84.	http://grantsnet.org/search/pgm_info.cfm	35	0.03%
85.	http://www.epa.gov/ord/	35	0.03%
86.	http://www.google.ru/search	34	0.03%
87.	http://www.epa.gov/smallbusiness/geninfo.htm	32	0.03%
88.	http://images.search.yahoo.com/images/view	32	0.03%
89.	http://www.google.co.nz/search	32	0.03%
90.	http://www.epa.gov/Sustainability/	31	0.03%
91.	http://www.google.com.et/search	31	0.03%
92.	http://www.altavista.com/web/results	31	0.03%
93.	http://www.google.ch/search	31	0.03%
94.	http://cfpub.epa.gov/ncer_abstracts/index.cfm/fuseaction/search.welcome	30	0.03%
95.	http://www.lasculturas.com/lib/libScholarships.php	30	0.03%

	Page	Visits	% Visits
96.	http://maps.google.com/maps	30	0.03%
97.	http://www.google.com.ar/search	30	0.03%
98.	http://www.google.ae/search	29	0.03%
99.	http://es.epa.gov/ncer/rfa/2008/2008_star_adaptation.html	29	0.03%
100.	http://es.epa.gov/ncer/rfa/2009/2009_p3.html	29	0.03%
101.	http://es.epa.gov/ncer/childrenscenters/asthma.html	29	0.03%
102.	http://www.google.com/cse	29	0.03%
103.	http://es.epa.gov/ncer/childrenscenters/smoke.html	28	0.03%
104.	http://es.epa.gov/ncer/rfa/2009/2009_gro_undergrad.html	28	0.03%
105.	http://www.google.com/imgres	28	0.03%
106.	http://earth2.epa.gov/ncer/childrenscenters/	28	0.03%
107.	http://www.google.com.pe/search	27	0.03%
108.	http://www.google.se/search	27	0.03%
109.	http://es.epa.gov/ncer/childrenscenters/	27	0.03%
110.	http://es.epa.gov/ncer/sbir/	27	0.03%
111.	http://images.google.de/imgres	26	0.02%
112.	http://www.zyn.com/sbir/	26	0.02%
113.	http://attra.ncat.org/funding/	26	0.02%
114.	http://www07.grants.gov/search/search.do;jsessionid=LZRTqQ0KRG8nysdDQ7G6GyTkGBrj3THLQh66rSW0j8QNhB5ln8hh!1635014892	26	0.02%
115.	http://es.epa.gov/ncer/childrenscenters/usc.html	25	0.02%
116.	http://en.wikipedia.org/wiki/Hexane	25	0.02%
117.	http://www.epa.gov/futureofscience/achieve/starfellowship.html	24	0.02%
118.	http://www.epa.gov/ohr/careers/stuopp.html	24	0.02%
119.	http://images.google.fr/imgres	24	0.02%
120.	http://es.epa.gov/ncer/childrenscenters/washington.html	23	0.02%
121.	http://www.ecosystemvaluation.org/links.htm	23	0.02%
122.	http://www.epa.gov/epahome/business.htm	23	0.02%
123.	http://images.google.co.kr/imgres	23	0.02%
124.	http://www.google.com.sa/search	23	0.02%
125.	http://www.google.com.ng/search	23	0.02%
126.	http://www.google.hu/search	22	0.02%
127.	http://www.epa.gov/epahome/locate3.htm	22	0.02%
128.	http://earth911.org/blog/2008/01/24/epa-awards-sustainability-grants-to-58-student-teams/	22	0.02%
129.	http://www.epa.gov/aging/grants/grant-list/2008_1209_grant_1.htm	22	0.02%
130.	http://www.medesign.org/newriverhealth/healthlinks/	22	0.02%
131.	http://vsearch.nlm.nih.gov/vivisimo/cgi-bin/query-meta	22	0.02%

	Page	Visits	% Visits
132.	http://www.google.lk/search	22	0.02%
133.	http://www.epa.gov/Sustainability/basicinfo.htm	21	0.02%
134.	http://www.google.cz/search	21	0.02%
135.	http://es.epa.gov/ncer/childrenscenters/berkeley.html	21	0.02%
136.	http://www07.grants.gov/search/search.do;jsessionid=LXyMbl2gr1LVhrKMyH1JcS0Zlb8kLncpLppy9sN9t2mf9yyvQXGF!2091644537	21	0.02%
137.	http://www.epa.gov/epahome/hotline.htm	21	0.02%
138.	http://business.gov/guides/environment/product-development/innovation.html	21	0.02%
139.	http://www.epa.gov/aging/grants/index.htm	20	0.02%
140.	http://scholar.google.com/scholar	20	0.02%
141.	http://www.business.gov/guides/finance/financing/grants/index.html	20	0.02%
142.	http://search.comcast.net/	20	0.02%
143.	http://in.search.yahoo.com/search	20	0.02%
144.	http://www.google.com.pr/search	20	0.02%
145.	http://www.esa.org/seeds/about/partnerships.php	20	0.02%
146.	http://www.google.fi/search	20	0.02%
147.	http://images.google.co.th/imgres	19	0.02%
148.	http://www.epa.gov/cgi-bin/epalink	19	0.02%
149.	http://es.search.yahoo.com/search	19	0.02%
150.	http://images.google.com.tr/imgres	18	0.02%
151.	http://us.mg2.mail.yahoo.com/dc/launch	18	0.02%
152.	http://www.epa.gov/gcc/pubs/grants.html	18	0.02%
153.	http://es.epa.gov/ncer/childrenscenters/harvard.html	18	0.02%
154.	http://web.mit.edu/mit-who/ww/admissions/finaid.html	18	0.02%
155.	http://images.google.com.ph/imgres	18	0.02%
156.	http://es.epa.gov	18	0.02%
157.	http://www.ieee.org/web/membership/students/scholarshipsawardscontests/SAG_homepage.html	18	0.02%
158.	http://www.nicholas.duke.edu/del/del-mem/scholarships.html	18	0.02%
159.	http://images.google.cn/imgres	18	0.02%
160.	http://www.google.com.jm/search	18	0.02%
161.	http://es.epa.gov/ncer/childrenscenters/multimedia.html	18	0.02%
162.	http://www.ncsu.edu/grad/financial-support/epa-star.html	18	0.02%
163.	http://www.epa.gov/ogd/grants/information.htm	17	0.02%
164.	http://www.google.dk/search	17	0.02%
165.	http://es.epa.gov/ncer/childrenscenters/faqs.html	17	0.02%
166.	http://hk.search.yahoo.com/search	17	0.02%

	Page	Visits	% Visits
167.	http://www.google.com/	17	0.02%
168.	http://www.epa.gov/ord/npd/index.htm	17	0.02%
169.	http://www.business.gov/guides/environment/product-development/innovation.html	17	0.02%
170.	http://tw.search.yahoo.com/search	17	0.02%
171.	http://images.google.com.vn/imgres	17	0.02%
172.	http://es.epa.gov/ncer/childrenscenters/chemical.html	17	0.02%
173.	http://www.epa.gov/pmresearch/	17	0.02%
174.	http://images.google.it/imgres	17	0.02%
175.	http://www.epa.gov/	17	0.02%
176.	http://images.google.com.tw/imgres	16	0.01%
177.	http://www.epa.gov/etop/connect_cso_fs.html	16	0.01%
178.	http://209.85.173.104/search	16	0.01%
179.	http://www.epa.gov/smallbusiness/money.htm	16	0.01%
180.	http://www.diana-teknologia.com [xerka@diana-tek.com]	16	0.01%
181.	http://www.oceancareers.com/2.0/links.php	16	0.01%
182.	http://www.finaid.org/scholarships/prestigious.phtml	16	0.01%
183.	http://yosemite.epa.gov/ochp/ochpweb.nsf/content/grants.htm	16	0.01%
184.	http://es.epa.gov/publications.html	16	0.01%
185.	http://es.epa.gov/ncer/nano/	16	0.01%
186.	http://www.google.jo/search	16	0.01%
187.	http://www.google.cl/search	16	0.01%
188.	http://images.google.com.my/imgres	16	0.01%
189.	http://search.yahoo.co.jp/search	16	0.01%
190.	http://www.google.co.il/search	15	0.01%
191.	http://es.epa.gov/ncer/fellow/forum/conference/08/may19/index.html	15	0.01%
192.	http://es.epa.gov/ncer/childrenscenters/sinai.html	15	0.01%
193.	http://www.querycat.com/faq/919e666649e3d0fa98e7734ab1efa22a	15	0.01%
194.	http://es.epa.gov/ncer/rfa/2008/2008_star_wetlands.html	15	0.01%
195.	http://www.ors.duke.edu/find/student/grad/gradsci.html	15	0.01%
196.	http://www.google.at/search	15	0.01%
197.	http://fundingopps.cos.com/cgi-bin/fo2/getRec	15	0.01%
198.	http://es.epa.gov/ncer/fellow/forum/conference/08/may19/logistics.html	15	0.01%
199.	http://www.epa.gov/climatechange/effects/health.html	15	0.01%
200.	http://v26265ncay001.aa.ad.epa.gov/opencms/opencms/system/modules/com.cgi.ordatwork/pages/MyORD.jsp	15	0.01%
201.	http://images.google.nl/imgres	15	0.01%

	Page	Visits	% Visits
202.	http://www07.grants.gov/search/search.do;jsessionid=LYdQJLfFDkPLF1xJmMrQsmQphZZWGnT6pbrL3YJdmml6ShPQPpVD!-1805967416	15	0.01%
203.	http://grantsnet.org/search/fund_dir.cfm	14	0.01%
204.	http://es.epa.gov/ncer/rfa/2008/2008_star_climate_change.html	14	0.01%
205.	http://www.congress.gov/erp/rl/html/RL34511.html	14	0.01%
206.	http://www.google.com/m	14	0.01%
207.	http://www.anomalies.net/object/titororiginalpost.html	14	0.01%
208.	http://es.epa.gov/ncer/p3/fact_sheet.html	14	0.01%
209.	http://www.ansi.org/education_trainings/p3/overview.aspx	14	0.01%
210.	http://www.goodsearch.com/Search.aspx	14	0.01%
211.	http://es.epa.gov/ncer/childrenscenters/sinai_pubs.html	14	0.01%
212.	http://search.msn.com/results.asp	14	0.01%
213.	http://yosemite.epa.gov/ee/epa/eed.nsf/pages/StarFellowships.html	14	0.01%
214.	http://www.google.hr/search	14	0.01%
215.	http://www.green-technology.org/green_tech.htm	13	0.01%
216.	http://images.google.es/imgres	13	0.01%
217.	http://www.epa.gov/ord/htm/grantopportunity-small.htm	13	0.01%
218.	http://earth2.epa.gov/ncer/science/tse/	13	0.01%
219.	http://es.epa.gov/ncer/childrenscenters/duke.html	13	0.01%
220.	http://es.epa.gov/ncer/childrenscenters/michigan.html	13	0.01%
221.	http://es.epa.gov/ncer/publications/workshop/8-23-2005/participants.html	13	0.01%
222.	http://www.scirus.com/srsapp/search	13	0.01%
223.	http://es.epa.gov/ncer/childrenscenters/southwestdetroit.html	13	0.01%
224.	http://maps.google.com/	13	0.01%
225.	http://images.google.pl/imgres	13	0.01%
226.	http://images.google.com.br/imgres	12	0.01%
227.	http://www.peer.org/news/news_id.php	12	0.01%
228.	http://www.epa.gov/ord/htm/map.htm	12	0.01%
229.	http://www.conservationgrants.com/environment.htm	12	0.01%
230.	http://www.epa.gov/ord/erp/index.htm	12	0.01%
231.	http://fundingopps.cos.com/cgi-bin/getRec	12	0.01%
232.	http://eelink.net/pages/Grants - EE Specific Resources	12	0.01%
233.	http://es.epa.gov/ncerqa/index.html	12	0.01%
234.	http://es.epa.gov/ncer/fellow/forum/pubs_95.html	12	0.01%
235.	http://scholarship-positions.com/fellowships-for-undergraduate-environmental-study/2008/09/10/	12	0.01%
236.	http://www.sra.org/opportunities_funding.php	12	0.01%

	Page	Visits	% Visits
237.	http://www.google.co.ug/search	12	0.01%
238.	http://www.google.com.gh/search	12	0.01%
239.	http://images.google.com.eg/imgres	12	0.01%
240.	http://il.water.usgs.gov/	12	0.01%
241.	http://images.google.com.sg/imgres	12	0.01%
242.	http://yosemite.epa.gov/opa/admpress.nsf/d0cf6618525a9efb85257359003fb69d/6f8e8384b336b63d852574d3005bd07a!OpenDocument	12	0.01%
243.	http://www.epa.gov/aging/press/epanews/2008/2008_0929_1.htm	12	0.01%
244.	http://www.google.com/m/search	12	0.01%
245.	http://apps.research.ufl.edu/research/fyi/fyi.cfm	12	0.01%
246.	http://images.google.co.nz/imgres	12	0.01%
247.	http://es.epa.gov/ncer/childrenscenters/communities.html	12	0.01%
248.	http://www.fiu.edu/~envstud/internships.htm	12	0.01%
249.	http://www.google.com.om/search	12	0.01%
250.	http://images.google.ie/imgres	11	0.01%
251.	http://www.acq.osd.mil/osbp/sbir/othersites/index.htm	11	0.01%
252.	http://es.epa.gov/ncer/childrenscenters/biographies.html	11	0.01%
253.	http://www.awg.org/eas/jobweb.html	11	0.01%
254.	http://es.epa.gov/ncer/childrenscenters/newjersey.html	11	0.01%
255.	http://www.epa.gov/oam/rtp_cmd/	11	0.01%
256.	http://www.epa.gov/greenchemistry/pubs/grants.html	11	0.01%
257.	http://www.nano.gov/html/about/nniparticipants.html	11	0.01%
258.	http://www07.grants.gov/search/search.do;jsessionid=LG1FRNDycBSv6BwIXTs12Vf0wb8qQzvZ67nnCTf2G3PV9Q7x15BD!1840430214	11	0.01%
259.	http://www.epa.gov/etv/grantsandfunding.html	11	0.01%
260.	http://my.att.net/s/s.dll	11	0.01%
261.	http://es.epa.gov/ncer/sbir/awards/sbirtbl1.html	11	0.01%
262.	http://www.google.com.ua/search	11	0.01%
263.	http://zebu.uoregon.edu/2001/ph162/18.html	11	0.01%
264.	http://www.google.no/search	11	0.01%
265.	http://earth2.epa.gov/ncer/nano/	11	0.01%
266.	http://www.nsf.gov/crssprgm/nano/	11	0.01%
267.	http://aim.search.aol.com/search/search	11	0.01%
268.	http://search.hp.my.aol.com/aol/search	11	0.01%
269.	http://www.stormwaterauthority.org/library/view_article.aspx	11	0.01%
270.	http://chronicle.com/jobs/news/2006/05/2006051101c.htm	11	0.01%

	Page	Visits	% Visits
271.	http://yosemite.epa.gov/ee/epa/eed.nsf/webpages/GrantSolicitations.html	11	0.01%
272.	http://www.eee.columbia.edu/pages/academics/ScholarshipsFellowships/gradstudents.html	11	0.01%
273.	http://www.bio.fsu.edu/chorusfrog/prospective.html	11	0.01%
274.	http://www.google.com.ly/search	11	0.01%
275.	http://www.marinecareers.net/links_internships.php	11	0.01%
276.	http://www.google.lt/search	11	0.01%
277.	http://www.utb.edu/vpaa/graduate/Pages/scholarships.aspx	11	0.01%
278.	http://translate.google.com/translate	11	0.01%
279.	http://fundingopps.cos.com/alerts/116157	11	0.01%
280.	http://www.epa.gov/region09/	10	0.01%
281.	http://earth2.epa.gov/ncer/cns/	10	0.01%
282.	http://www.epa.gov/mercury/control_emissions/tech_merc_specific.htm	10	0.01%
283.	http://environment.yale.edu/prospective/Funding/	10	0.01%
284.	http://www.epa.gov/ppcp/opportunities.html	10	0.01%
285.	http://66.102.9.104/translate_c	10	0.01%
286.	http://www.google.co.tz/search	10	0.01%
287.	http://www.grantstation.com/Members/Toolkit/gov_deadlines/dec08.asp	10	0.01%
288.	http://blogs.asee.org/fellowships/science-and-engineering-fellowships-and-scholarships/	10	0.01%
289.	http://earth2.epa.gov/ncer/science/pm/	10	0.01%
290.	http://www.epa.gov/ORD/sciencenews/scinews_gro.htm	10	0.01%
291.	http://images.google.co.id/imgres	10	0.01%
292.	http://es.epa.gov/ncer/events/	10	0.01%
293.	http://www.seattleu.edu/sas/fellowships/page.aspx	10	0.01%
294.	http://es.epa.gov/ncer/nano/research/index.html	10	0.01%
295.	http://es.epa.gov/ncer/grants/	10	0.01%
296.	http://www.google.sk/search	10	0.01%
297.	http://cfpub.epa.gov/ncer_abstracts/index.cfm/fuseaction/outlinks.centers	10	0.01%
298.	http://uk.search.yahoo.com/search	10	0.01%
299.	http://www.epa.gov/ord/sciencenews/scinews_p3.htm	10	0.01%
300.	http://www.columbia.edu/cu/climatesociety/admissions.html	10	0.01%
301.	http://epa.gov/ord/htm/grantopportunity.htm	10	0.01%
302.	http://es.epa.gov/ncer/childrenscenters/hopkins.html	10	0.01%
303.	http://images.google.se/imgres	10	0.01%
304.	http://es.epa.gov/ncer/rfa/archive/	9	0.01%
305.	http://cfpub.epa.gov/ncer_list/personal/	9	0.01%

	Page	Visits	% Visits
306.	http://www.webs.uidaho.edu/envs/graduate/MS_Program/MS_assistantships.htm	9	0.01%
307.	http://fellowships.rice.edu/graduate.cfm	9	0.01%
308.	http://www.altavista.com/image/randomlink	9	0.01%
309.	http://es.epa.gov/ncer/fellow/forum/conference/08/may19/	9	0.01%
310.	http://www.epa.gov/rtp/organizations/index.htm	9	0.01%
311.	http://www.google.co.ve/search	9	0.01%
312.	http://climate.envsci.rutgers.edu/MeteorologyScholarships.htm	9	0.01%
313.	http://www.epa.gov/epahome/science.htm	9	0.01%
314.	http://www.nlm.nih.gov/medlineplus/environmentalhealth.html	9	0.01%
315.	http://www.google.com.bd/search	9	0.01%
316.	http://www.vetmed.ucdavis.edu/research/Funding/opportunities.cfm	9	0.01%
317.	http://www.aiha.org/Content/Topics/nano/	9	0.01%
318.	http://www.serdp.org/funding/	9	0.01%
319.	http://www.google.com.np/search	9	0.01%
320.	http://images.google.ro/imgres	9	0.01%
321.	http://www.google.mu/search	9	0.01%
322.	http://earth2.epa.gov/ncer/staa/	9	0.01%
323.	http://www.google.tt/search	9	0.01%
324.	http://www.kzoo.edu/biology/internopps.html	9	0.01%
325.	http://images.google.be/imgres	9	0.01%
326.	http://www.google.com/search2001/search	9	0.01%
327.	http://www.google.co.in/imgres	9	0.01%
328.	http://es.epa.gov/ncer/p3/success/index.html	9	0.01%
329.	http://www.sws.org/news_archive.mgi	9	0.01%
330.	http://www.grants.gov/search/search.do	9	0.01%
331.	http://epd372.blogspot.com/2008/10/epa-student-design-competition.html	9	0.01%
332.	http://www.cop.noaa.gov/opportunities/grants/grantfundorg.html	8	0.01%
333.	http://www.epa.gov/cehc	8	0.01%
334.	http://209.85.175.104/search	8	0.01%
335.	http://www.ehponline.org/docs/admin/fga.html	8	0.01%
336.	http://es.epa.gov/ncer/p3/index.html	8	0.01%
337.	http://es.epa.gov/ncer/guidance/faqs.html	8	0.01%
338.	http://es.epa.gov/ncer/publications/regions/5/ppt/finette7_14_2004.ppt	8	0.01%
339.	http://74.125.45.104/search	8	0.01%
340.	http://www.epa.gov/revapartners.htm	8	0.01%

	Page	Visits	% Visits
341.	http://cfpub.epa.gov/fedfund/program.cfm	8	0.01%
342.	http://es.epa.gov/ncer/index.html	8	0.01%
343.	http://ceprofs.civil.tamu.edu/ezechman/P3/index.html	8	0.01%
344.	http://www.epa.gov/ord/npd/globalresearch-intro.htm	8	0.01%
345.	http://www.epa.gov/nheerl/about/employ.html	8	0.01%
346.	http://www.google.si/search	8	0.01%
347.	http://us.yhs.search.yahoo.com/avg/search	8	0.01%
348.	http://www.grad.nd.edu/gfd/FMPro	8	0.01%
349.	http://intranet.epa.gov/ord/index.htm	8	0.01%
350.	http://es.epa.gov/ncer/about/	8	0.01%
351.	http://es.epa.gov/ncer/rfa/2008/2008_star_gcwq.html	8	0.01%
352.	http://www.google.ee/search	8	0.01%
353.	http://www.wbdg.org/design/productive.php	8	0.01%
354.	http://es.epa.gov/ncer/childrenscenters/illinois.html	8	0.01%
355.	http://search.babylon.com/	8	0.01%
356.	http://www.google.com.ec/search	8	0.01%
357.	http://es.epa.gov/ncer/childrenscenters/additional_resources.html	8	0.01%
358.	http://search.sweetim.com/search.asp	8	0.01%
359.	http://earth2.epa.gov/ncer/science/economics/	8	0.01%
360.	http://images.google.com.pk/imgres	8	0.01%
361.	http://yosemite.epa.gov/OCHP/OCHPWEB.nsf/content/Whatwe_scientif.htm	8	0.01%
362.	http://images.google.com.mx/imgres	8	0.01%
363.	http://www.noprescriptiondrugstore.us/	8	0.01%
364.	http://us.mg1.mail.yahoo.com/dc/launch	8	0.01%
365.	http://esa.org/seeds/about/partnerships.php	8	0.01%
366.	http://www.epa.gov/guide/mpm/links.html	7	0.01%
367.	http://cfpub.epa.gov/ncer_abstracts/index.cfm/fuseaction/research.search/rpt/final/type/4	7	0.01%
368.	http://es.epa.gov/ncer/sbir/govtwide.html	7	0.01%
369.	http://www.grants.gov/search/search.do;jsessionid=LsgJMZ2GJpL7VqbWCTvfpT8Qbl21HKmyTr0svTZjsB6vn0VGhBtF!513404744	7	0.01%
370.	http://es.epa.gov/ncer/publications/regions/5/index.html	7	0.01%
371.	http://es.epa.gov/ncer/childrenscenters/basic_info.html	7	0.01%
372.	http://search.netscape.com/search/search	7	0.01%
373.	http://search.cnn.com/search	7	0.01%
374.	http://cobweb.ecn.purdue.edu/~jafvert/	7	0.01%
375.	http://es.epa.gov/ncer/childrenscenters/berkeley_pubs.html	7	0.01%
376.	http://www.google.bg/search	7	0.01%

	Page	Visits	% Visits
377.	http://www.epa.gov/epawaste/conserve/rrr/rmd/finance.htm	7	0.01%
378.	http://www.scgcorp.com/etvsbir08/	7	0.01%
379.	http://yandex.ru/yandsearch	7	0.01%
380.	http://images.google.ch/imgres	7	0.01%
381.	http://clusty.com/search	7	0.01%
382.	http://www.epa.gov/region09/funding/sbir.html	7	0.01%
383.	http://images.google.com.hk/imgres	7	0.01%
384.	http://earth2.epa.gov/ncer/p3/forum/aaas.html	7	0.01%
385.	http://blog.epa.gov/blog/category/sciencewednesday/	7	0.01%
386.	http://email.secureserver.net/webmail.php	7	0.01%
387.	http://mail.google.com/a/asu.edu/	7	0.01%
388.	http://prtl.uhcl.edu/portal/page/portal/EIH/Research	7	0.01%
389.	http://es.epa.gov/ncer/publications/nano/ppt/	7	0.01%
390.	http://www.google.lv/search	7	0.01%
391.	http://es.epa.gov/techinfo/facts/safe-fs.html	7	0.01%
392.	http://graduate.asu.edu/nationalfellowships.html	7	0.01%
393.	http://www.epa.gov/mercury/grants.htm	7	0.01%
394.	http://www.today.uidaho.edu/Details.aspx	7	0.01%
395.	http://es.epa.gov/ncer/biodiversity/	7	0.01%
396.	http://es.epa.gov/ncer_abstracts/sbir/other/monana/kohn.html	7	0.01%
397.	http://search.conduit.com/Results.aspx	7	0.01%
398.	http://es.epa.gov/ncer/publications/nano/purpose.html	7	0.01%
399.	http://es.epa.gov/ncer/rfa/2008/2008_baa.html	7	0.01%
400.	http://yosemite.epa.gov/ee/epa/eed/nsf/webpages/ORDGrants.html	7	0.01%
401.	http://sg.search.yahoo.com/search	7	0.01%
402.	http://www.google.com.qa/search	7	0.01%
403.	http://earth2.epa.gov/ncer/science/endocrine/	7	0.01%
404.	http://en.wikipedia.org/wiki/St._Cloud_State_University	7	0.01%
405.	http://www.paenvironmentdigest.com/newsletter/default.asp	7	0.01%
406.	http://www.thegrantuniversity.com/section7.html	7	0.01%
407.	http://es.epa.gov/ncer/childrenscenters/pcb.html	7	0.01%
408.	http://www.adobe.com/products/acrobat/readstep2.html	7	0.01%
409.	http://images.google.dk/imgres	7	0.01%
410.	http://www.conjointanalysis.net/CANet/CALinks.html	7	0.01%
411.	http://es.epa.gov/ncer/childrenscenters/controllingpest.html	7	0.01%
412.	http://www.epa.gov/etop/index.html	7	0.01%
413.	http://www.sdp.gov/sdp/usgweb/	7	0.01%

	Page	Visits	% Visits
414.	http://earth2.epa.gov/ncer/science/drinkingwater/	7	0.01%
415.	http://es.epa.gov/ncer/rfa/2008/2008_star_gsc02.html	7	0.01%
416.	http://www.p2ric.org/envnews/NewsByDate.cfm	7	0.01%
417.	http://64.233.169.104/search	7	0.01%
418.	http://www.stanford.edu/group/jennadavis/training.html	7	0.01%
419.	http://images.google.co.za/imgres	7	0.01%
420.	http://www.sph.emory.edu/eoh/saa.php	7	0.01%
421.	http://www.google.co.kr/imgres	7	0.01%
422.	http://blog.epa.gov/blog/	6	0.01%
423.	http://es.epa.gov/ncer/fellow/forum/	6	0.01%
424.	http://images.google.ae/imgres	6	0.01%
425.	http://www.green-energy-news.com/content/fundopps.html	6	0.01%
426.	http://es.epa.gov/ncer/publications/workshop/8-23-2005/agenda_plain.html	6	0.01%
427.	http://es.epa.gov/ncer/sbir/awards/2003_water.html	6	0.01%
428.	http://dbbs.wustl.edu/dbbs/website.nsf/WV/46AA41BDFAE624DB86256ED20063959D	6	0.01%
429.	http://www.epa.gov/greenchemistry/pubs/programs.html	6	0.01%
430.	http://blog.epa.gov/blog/2008/09/24/sciencewednesday-tweet-tweet-chirping-from-the-field/	6	0.01%
431.	http://www.ucar.edu/opportunities/other-ops.shtml	6	0.01%
432.	http://www.utb.edu/em/Pages/future_g_info.aspx	6	0.01%
433.	http://www.gradschool.cornell.edu/	6	0.01%
434.	http://ecology.ucdavis.edu/funding/index.html	6	0.01%
435.	http://www.epa.gov/Sustainability/links.htm	6	0.01%
436.	http://es.epa.gov/ncer/childrenscenters/hopkins_publications.html	6	0.01%
437.	http://grad.uprm.edu/oeg/AyudasEconomicas/	6	0.01%
438.	http://es.epa.gov/ncer/science/drinkingwater/	6	0.01%
439.	http://www.compuhigh.net/classes/envsci/lessons/lesson20.html	6	0.01%
440.	http://search.yahoo.com/bin/search	6	0.01%
441.	http://es.epa.gov/ncer/p3/past/index.html	6	0.01%
442.	http://www.epa.gov/oam/rtp_cmd/index.htm	6	0.01%
443.	http://www.ieee.org/web/membership/students/index1.html	6	0.01%
444.	http://johnmuir.ucdavis.edu/ano/listfunding.asp	6	0.01%
445.	http://v26265ncay001.aa.ad.epa.gov/ordatwork/portal/Search.do	6	0.01%
446.	http://info.envs.lsu.edu/internship.html	6	0.01%
447.	http://72.14.205.104/search	6	0.01%
448.	http://es.epa.gov/ncer/childrenscenters/iowa.html	6	0.01%

	Page	Visits	% Visits
449.	http://www.epa.gov/ord/htm/researchstrategies.htm	6	0.01%
450.	http://sophclinic-f08-s09.pbwiki.com/Research Links	6	0.01%
451.	http://www.epa.gov/ncer/rfa/2006/2006_star_fellow.html	6	0.01%
452.	http://www.myamericanbenefitsplan.com/index.php	6	0.01%
453.	http://uk.ask.com/web	6	0.01%
454.	http://cfpub.epa.gov/ncer/abstracts/index.cfm/fuseaction/recipient.list/year/1998	6	0.01%
455.	http://cfpub.epa.gov/ncea/CFM/nceaQFind.cfm	6	0.01%
456.	http://es.epa.gov/ncer/childrenscenters/cincinnati.html	6	0.01%
457.	http://earth2.epa.gov/ncer/results/	6	0.01%
458.	http://s-red-exch-02.redlands.edu/exchweb/bin/redirect.asp	6	0.01%
459.	http://earth2.epa.gov/ncer/science/globalclimate/	6	0.01%
460.	http://www.darpa.mil/leaving.asp	6	0.01%
461.	http://es.epa.gov/ncer/nano/factsheet/	6	0.01%
462.	http://www.epa.gov/ord/newsreleases/newsrelease-030607.html	6	0.01%
463.	http://marine.unc.edu/students/grad/Fellowship_Info	6	0.01%
464.	http://es.epa.gov/ncer/childrenscenters/outreach_docs/breath_of_air_trans3.html	6	0.01%
465.	http://ca.youtube.com/results	6	0.01%
466.	http://es.epa.gov/ncer/rfa/2007/2007_star_nanotech.html	6	0.01%
467.	http://cohesion.rice.edu/administration/international_scholars/graduate.cfm	6	0.01%
468.	http://www.epa.gov/osw/conservation/materials/tires/grants.htm	6	0.01%
469.	http://www.epa.gov/OUST/cat/REMEDIAL.HTM	6	0.01%
470.	http://ca.search.yahoo.com/search	6	0.01%
471.	http://es.epa.gov/ncer/fellow/forum/conresources.html	6	0.01%
472.	http://134.67.99.14/ncer/childrenscenters/full_text/	6	0.01%
473.	http://images.google.pt/imgres	6	0.01%
474.	http://www.google.co.cr/search	6	0.01%
475.	http://www.epa.gov/region1/	6	0.01%
476.	http://www.epa.gov/aging/press/epanews/2008/2008_0904_1.htm	6	0.01%
477.	http://es.epa.gov/ncer/childrenscenters/newinvestigators.html	6	0.01%
478.	http://epd372.blogspot.com/	6	0.01%
479.	http://www.ecoiq.com/magazine/resources/resources11.html	6	0.01%
480.	http://images.google.gr/imgres	6	0.01%
481.	http://www.google.mn/search	6	0.01%

	Page	Visits	% Visits
482.	http://www.umaine.edu/marine/admissions/fellowship-deadlines.php	6	0.01%
483.	http://zoology.science.oregonstate.edu/	5	0.00%
484.	http://www.solarlantern.blogspot.com/	5	0.00%
485.	http://www.ce.cmu.edu/graduate/funding.html	5	0.00%
486.	http://one.drexel.edu/cp/email/message	5	0.00%
487.	http://www.fish.washington.edu/people/horner-devine/students.html	5	0.00%
488.	http://cee.engr.ucdavis.edu/NewsEvents/Loge/p3.htm	5	0.00%
489.	http://es.epa.gov/cgi-bin/ncerqamail.pl	5	0.00%
490.	http://www.cceia.org/resources/for_educators_and_students/bibliographies/222.html	5	0.00%
491.	http://images.ask.com/fr	5	0.00%
492.	http://earth2.epa.gov/ncer/publications/	5	0.00%
493.	http://www.students.gov/STUGOVWebApp/Public	5	0.00%
494.	http://search.mywebsearch.com/mywebsearch/AJmain.jhtml	5	0.00%
495.	http://sg.images.search.yahoo.com/images/view	5	0.00%
496.	http://www.undergraduateresearch.uh.edu/res_opps_other.htm	5	0.00%
497.	http://www.free-laptop-rewards.com	5	0.00%
498.	http://es.epa.gov/ncer/publications/meetings/drinking_aug23-25_03.html	5	0.00%
499.	http://es.epa.gov/ncer/childrenscenters/outreach.html	5	0.00%
500.	http://www.deq.virginia.gov/osba/finance.html	5	0.00%
Subtotal for rows: 1 - 500		101,330	94.45%
Other		5,955	5.55%
Total		107,285	100.00%

items 1-500 of 1000

Referring Page - Help Card



Column Definitions

Pages

Any displayed page. You can specify for each profile the types of files that qualify as a page. These settings can be changed by the WebTrends administrator.

Visits

Number of visitors referred from the specified URL.

%

Percentage of referred visitors who came from the specified site.

Direct Traffic

Represents to the web site with no referrer as one of the following: 1) the visitor typed the domain name directly into their browser, 2) the visitor bookmarked the site, 3) the visitor clicked on an email, shortcut, or other direct link, 4) Firewalls and/or proxies stripped out the referrer and replaced it with a dash "-".

Note: If "Direct Traffic" is 100% of all your traffic, then you are probably not logging the "referrer" field in your log files. Please see your manual or the WebTrends Knowledgebase to enable extended logging on your web servers.

Hidden-Referrer

A value indicating that Internet security software such as Zone Alarm Pro, Symantec's Norton Internet Security, or a proxy server modified a web request to mask the referring URL.



Report Descriptions

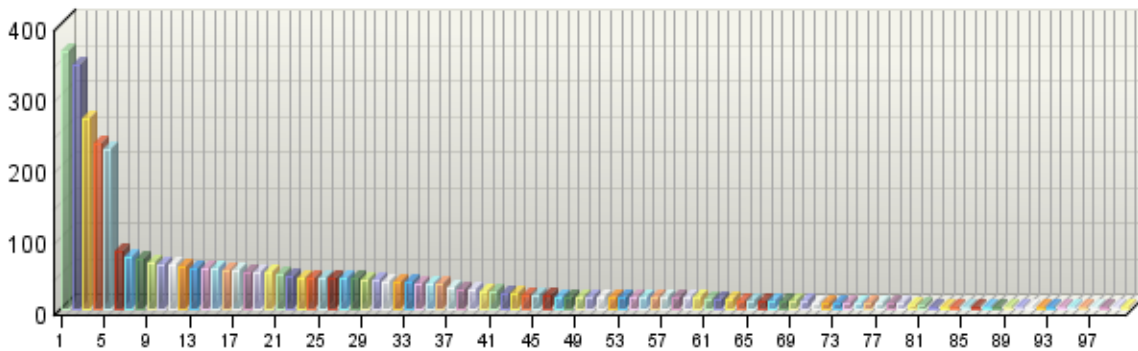
You can use this information to determine the sites that provide the most referrals to your site. This can help when considering the most effective ways to attract visitors.

Search Phrases

This report identifies search phrases that led the most visitors to your site, and for each phrase, which search engines led visitors to the site.

Search Phrases

Referrals



Search Phrases

	Phrases Engines	Referrals	% Referrals
■ 1.	epa star fellowship	362	1.57%
	Google	348	1.51%
	Yahoo	10	0.04%
	Google Canada	3	0.01%
	Google UK	1	0.00%
■ 2.	epa star	343	1.48%
	Google	331	1.43%
	MSN	4	0.02%
	Yahoo	3	0.01%
	Google Canada	2	0.01%
	Google UK	1	0.00%
	Google Germany	1	0.00%
	Google Australia	1	0.00%
■ 3.	epa	268	1.16%
	Yahoo	163	0.71%
	Google	90	0.39%
	MSN	8	0.03%
	AOL NetFind	3	0.01%

	Phrases Engines	Referrals	% Referrals
	All The Web	2	0.01%
	Sapo	1	0.00%
	Yahoo Italy	1	0.00%
■ 4.	nanotechnology future .ppt	233	1.01%
	Google	233	1.01%
■ 5.	epa sbir	224	0.97%
	Google	218	0.94%
	Yahoo	4	0.02%
	MSN	2	0.01%
■ 6.	particulate matter	82	0.35%
	Google	73	0.32%
	Yahoo Spain	3	0.01%
	MSN	2	0.01%
	Yandex	2	0.01%
	Yahoo	2	0.01%
■ 7.	environmental research	74	0.32%
	Google	56	0.24%
	Yahoo	15	0.06%
	Yahoo Canada	3	0.01%
■ 8.	epa nanotechnology	71	0.31%
	Google	64	0.28%
	Google UK	2	0.01%
	Yahoo	2	0.01%
	Google Italy	1	0.00%
	Google Japan	1	0.00%
	NineMSN	1	0.00%
■ 9.	microbial problems in different ready to eat foods pdf	64	0.28%
	Google	64	0.28%
■ 10.	environmental protection agency	63	0.27%
	Google	56	0.24%
	AOL NetFind	4	0.02%
	Lycos	2	0.01%
	MSN	1	0.00%
■ 11.	clostridium pasteurianum photofermentation growth monod model	63	0.27%
	Google	63	0.27%
■ 12.	ncer	60	0.26%
	Google	51	0.22%
	Yahoo	8	0.03%
	Google Canada	1	0.00%

	Phrases Engines	Referrals	% Referrals
■ 13.	lidar bathymetry filetype:pdf	57	0.25%
	Google	57	0.25%
■ 14.	remote sensing pdf	57	0.25%
	Google	56	0.24%
	Google UK	1	0.00%
■ 15.	epa grants	56	0.24%
	Google	53	0.23%
	Yahoo	2	0.01%
	MSN	1	0.00%
■ 16.	epa fellowship	55	0.24%
	Google	49	0.21%
	Yahoo	5	0.02%
	Google Canada	1	0.00%
■ 17.	epa funding	53	0.23%
	Google	51	0.22%
	Yahoo	2	0.01%
■ 18.	vermicomposting ppt	52	0.22%
	Google	52	0.22%
■ 19.	graduate fellowships	52	0.22%
	Yahoo	46	0.20%
	Google	6	0.03%
■ 20.	nuclear receptors ppt	51	0.22%
	Google	51	0.22%
■ 21.	knowledge of potential environmental damage to hair	48	0.21%
	Google Australia	48	0.21%
■ 22.	epa fellowships	45	0.19%
	Google	38	0.16%
	Yahoo	5	0.02%
	MSN	1	0.00%
	Google Canada	1	0.00%
■ 23.	epa ncer	44	0.19%
	Google	37	0.16%
	Yahoo	5	0.02%
	Google Australia	2	0.01%
■ 24.	cellulose reinforce ppt	44	0.19%
	Google	44	0.19%
■ 25.	soil enzyme filetype:ppt	44	0.19%
	Google	44	0.19%
■ 26.	epa star grants	43	0.19%
	Google	43	0.19%

	Phrases Engines	Referrals	% Referrals
27.	epa star grant	42	0.18%
	Google	36	0.16%
	Yahoo	4	0.02%
	MSN	2	0.01%
28.	national center for environmental research	42	0.18%
	Google	35	0.15%
	Yahoo	6	0.03%
	Google Canada	1	0.00%
29.	background structural ppt	41	0.18%
	Google	41	0.18%
30.	pneumatic application filetype:ppt	40	0.17%
	Google	40	0.17%
31.	small annual range of temperature ethiopian highlands pdf	39	0.17%
	Google	39	0.17%
32.	powerpoint presentation of photo conducting polymer	38	0.16%
	Google	38	0.16%
33.	ozonation	37	0.16%
	Yahoo	37	0.16%
34.	eutrophication ppt	36	0.16%
	Google	36	0.16%
35.	nuclear cours .pdf	35	0.15%
	Google	35	0.15%
36.	climate change filetype:ppt	35	0.15%
	Google	35	0.15%
37.	leaf leaves morphology modifications plant ppt	31	0.13%
	Google	31	0.13%
38.	nanobiotechnology ppt	28	0.12%
	Google	28	0.12%
39.	nano materials[ppt]	26	0.11%
	Google	26	0.11%
40.	laboratories and cooperate facility for pa technology new jersey	24	0.10%
	Google	24	0.10%
41.	sunflower proteomics aba filetype:pdf	23	0.10%
	Google	23	0.10%
42.	hydraulic application filetype:ppt	22	0.10%
	Google	22	0.10%
43.	gemfibrazil assay	21	0.09%
	Google	21	0.09%
44.	global impact medical imaging ppt	20	0.09%

	Phrases Engines	Referrals	% Referrals
	Google	20	0.09%
45.	sea sweep Google	18 18	0.08% 0.08%
46.	saving energy architect pdf green awards project Google	18 18	0.08% 0.08%
47.	children growth and development filetype:pdf Google	17 17	0.07% 0.07%
48.	ncercqa Yahoo Google	17 15 2	0.07% 0.06% 0.01%
49.	nano crystalline material pdf Google	16 16	0.07% 0.07%
50.	evaluating end of life product ppt Google	16 16	0.07% 0.07%
51.	ncer epa Google Google Australia Yahoo	16 13 2 1	0.07% 0.06% 0.01% 0.00%
52.	reaction kinetics ppt Google	16 16	0.07% 0.07%
53.	mineral plant .ppt Google	16 16	0.07% 0.07%
54.	review on biomedical application of carbon nanotubes ppt Google	16 16	0.07% 0.07%
55.	surface consistent deconvolution powerpoint Google	16 16	0.07% 0.07%
56.	ddt effects [ppt] Google	16 16	0.07% 0.07%
57.	resin water treatment researches)pdf Google	15 15	0.06% 0.06%
58.	capillary electrophoresis filetype:ppt Google	15 15	0.06% 0.06%
59.	strategy developing of nano 2008 Google	15 15	0.06% 0.06%
60.	white paper quantum dots Google	15 15	0.06% 0.06%
61.	epa star graduate fellowship Google	14 14	0.06% 0.06%
62.	purge stream	13	0.06%

	Phrases Engines	Referrals	% Referrals
	Google	7	0.03%
	Google Canada	6	0.03%
63.	epa.gov	13	0.06%
	Google	10	0.04%
	AOL NetFind	2	0.01%
	MSN	1	0.00%
64.	surface treatment filetype:pdf	11	0.05%
	Google	11	0.05%
65.	estimation of sediment yield 2006 2007 2008	11	0.05%
	Google	11	0.05%
66.	sbir solicitation	11	0.05%
	Google	11	0.05%
67.	epscor	11	0.05%
	Google	10	0.04%
	MSN	1	0.00%
68.	www.epa.gov	10	0.04%
	Google	6	0.03%
	AOL NetFind	3	0.01%
	Google France	1	0.00%
69.	heavy metals search in harvard university	10	0.04%
	Google	10	0.04%
70.	sink drawing	10	0.04%
	Yahoo Spain	10	0.04%
71.	imaging of hippocampus powerpoint	9	0.04%
	Google	9	0.04%
72.	water treatment nanotechnology	9	0.04%
	Google	9	0.04%
73.	literature review of nanomaterials	9	0.04%
	Google	9	0.04%
74.	building monitoring instrument	8	0.03%
	Google	8	0.03%
75.	water quality hydrology ppt	8	0.03%
	Google UK	8	0.03%
76.	nanotechnology bioremediation	8	0.03%
	Google	8	0.03%
77.	analysis original form of mercury	8	0.03%
	Google	8	0.03%
78.	one page flyer layout filetype:pdf	8	0.03%
	Google	8	0.03%
79.	water management arcgis 3d filetype:ppt	7	0.03%

	Phrases Engines	Referrals	% Referrals
	Google	7	0.03%
80.	epa national center for environmental research Google	5	0.02%
81.	environmental nanotechnology grantees workshop sheraton tampa riverwalk Google	5	0.02%
82.	spatial patterns of development on global scale Google	4	0.02%
83.	hongquing wang Google	4	0.02%
84.	maternal infant research on environmental chemicals canada Google Canada	4	0.02%
85.	real time pcr filetype:ppt Google	4	0.02%
86.	p3 epa graduate grant Google	4	0.02%
87.	sweet tomatoes pictures Yahoo Spain	4	0.02%
88.	Û#Ø±Û?Ø² Ø·Ø-Û?Ø« Ø§Û?Ø·Û?Ø;Ø© Google	4	0.02%
89.	us epa sbir program areas Google	3	0.01%
90.	walter mugdan Google	3	0.01%
91.	benotti and brownawell, occurrence and fate of high volume pharmaceuticals in wastewater impacted environments Google Canada	3	0.01%
92.	nanotechnology standard Google UK	3	0.01%
93.	small business innovative research proposal Google	3	0.01%
94.	sbir funding phases Google	3	0.01%
95.	gro Google	3	0.01%
96.	minority undergradurate epa fellowship Yahoo	3	0.01%
97.	epa environmental mission Yahoo	3	0.01%

	Phrases Engines	Referrals	% Referrals
■ 98.	aaas epa fellowship Yahoo	3 3	0.01% 0.01%
■ 99.	ballast treatment system Google	3 3	0.01% 0.01%
■ 100.	aquatic toxicity nano Google	3 3	0.01% 0.01%
■ 101.	volatile symptoms Yahoo Spain	3 3	0.01% 0.01%
■ 102.	greg lowry presentation zero valent iron Google	3 3	0.01% 0.01%
■ 103.	research fellowships Yahoo	2 2	0.01% 0.01%
■ 104.	nanoparticle fate and transport in porous media Google	2 2	0.01% 0.01%
■ 105.	design modeling Google Australia Google	2 1 1	0.01% 0.00% 0.00%
■ 106.	zhang weixian Google	2 2	0.01% 0.01%
■ 107.	epa star progress meeting october 2008 Google	2 2	0.01% 0.01%
■ 108.	environmental studies fellowships Yahoo	2 2	0.01% 0.01%
■ 109.	enterococci ppt Google	2 2	0.01% 0.01%
■ 110.	sbir grants transportation Google	2 2	0.01% 0.01%
■ 111.	sustainable water treatment plant Yahoo	2 2	0.01% 0.01%
■ 112.	johns hopkins center for childhood asthma in the urban environment Google	2 2	0.01% 0.01%
■ 113.	e.p.a Google	2 2	0.01% 0.01%
■ 114.	epa business innovation research Google	2 2	0.01% 0.01%
■ 115.	photo sensors for porous Google	2 2	0.01% 0.01%
■ 116.	ddt and power point and endocrine disrupting Google	2 2	0.01% 0.01%

	Phrases Engines	Referrals	% Referrals
117.	center for children environmental health research Google	2 2	0.01% 0.01%
118.	columbia university environmental health tang Google	2 2	0.01% 0.01%
119.	atmospheric conditions in mercury Google	2 2	0.01% 0.01%
120.	brezonik, p.l., Yahoo	2 2	0.01% 0.01%
121.	epa star land use air quality Google	2 2	0.01% 0.01%
122.	epa science forum 2005 Google	2 2	0.01% 0.01%
123.	que es innovation Google	2 2	0.01% 0.01%
124.	wetlands ecosystem Google	2 2	0.01% 0.01%
125.	chargeback mind institute Google	2 2	0.01% 0.01%
126.	business innovation companies Google	2 2	0.01% 0.01%
127.	drinking water treatment articles Mamma	2 2	0.01% 0.01%
128.	environmental funding organisations Yahoo	2 2	0.01% 0.01%
129.	us epa phase Google	2 2	0.01% 0.01%
130.	current approaches for implementing edc Google	2 2	0.01% 0.01%
131.	asthma, children, detroit, housing Yahoo	2 2	0.01% 0.01%
132.	diffrnces of aquatic classification Google	2 2	0.01% 0.01%
133.	home biogas car Google	2 2	0.01% 0.01%
134.	water filtration guatemala university of chicago civil engineers Google	2 2	0.01% 0.01%
135.	nat Google	2 2	0.01% 0.01%
136.	public health fellowships california 2008	2	0.01%

	Phrases Engines	Referrals	% Referrals
	Google	2	0.01%
137.	estrogen signaling ppt	2	0.01%
	Yahoo	1	0.00%
	Google	1	0.00%
138.	research level	2	0.01%
	Yahoo	2	0.01%
139.	epa floor plan	2	0.01%
	Google	2	0.01%
140.	diagrams of how pcb disrupts normal cell communication	2	0.01%
	Google	2	0.01%
141.	small biotech home page	2	0.01%
	Google	2	0.01%
142.	dhs microbial risk meeting	2	0.01%
	Google	2	0.01%
143.	october 28, 2008, epa meeting drinking water	2	0.01%
	Google	2	0.01%
144.	nano technology research reports	2	0.01%
	Yahoo	2	0.01%
145.	somenath mitra	2	0.01%
	Yahoo	1	0.00%
	Yahoo India	1	0.00%
146.	remediation of heavy metals using nano technology	2	0.01%
	MSN	2	0.01%
147.	powerpoint presentation novel species	2	0.01%
	Google	2	0.01%
148.	phosphorus recovery sewage 2008	2	0.01%
	MSN	2	0.01%
149.	sbir overhead rates	2	0.01%
	Google	2	0.01%
150.	how humans interact with air pollution	2	0.01%
	Google Australia	2	0.01%
151.	epa funding for treatment technologies	2	0.01%
	Google	2	0.01%
152.	epa change order package list	2	0.01%
	Google	2	0.01%
153.	dr. rochelle araujo epa	2	0.01%
	Google	2	0.01%
154.	small businesses that closed in 2008	2	0.01%
	Google	2	0.01%

	Phrases	Engines	Referrals	% Referrals
155.	ncer star forms		2	0.01%
	Google		2	0.01%
156.	epa sbir 2009		2	0.01%
	Google		2	0.01%
157.	what is solicitation business terms		2	0.01%
	Google Australia		2	0.01%
158.	2009 green conference venture capital		2	0.01%
	Google		2	0.01%
159.	nsf agency funding opportunities 2009		2	0.01%
	Google		2	0.01%
160.	epa, annual grant		2	0.01%
	Google		2	0.01%
161.	epa research funding		2	0.01%
	Google		2	0.01%
162.	2008 graduate studies funding		1	0.00%
	Google		1	0.00%
163.	federal register vol 73 no 30		1	0.00%
	MSN		1	0.00%
164.	biopol phbv order pellets		1	0.00%
	Google UK		1	0.00%
165.	greg diette hopkins		1	0.00%
	Google		1	0.00%
166.	white dental fillings for children-safe		1	0.00%
	Google Canada		1	0.00%
167.	environmental symposium november 2008 ma		1	0.00%
	Google		1	0.00%
168.	quantitative microbial risk assessment		1	0.00%
	Google		1	0.00%
169.	museums in washington dc on street sw		1	0.00%
	Google		1	0.00%
170.	children health studies		1	0.00%
	Yahoo		1	0.00%
171.	pollutants that increase asthma in children		1	0.00%
	Google		1	0.00%
172.	kanel zero valent iron		1	0.00%
	Google		1	0.00%
173.	rats and mice		1	0.00%
	Google		1	0.00%
174.	p3 funding us epa		1	0.00%
	Google		1	0.00%

	Phrases Engines	Referrals	% Referrals
175.	paints and sealants links.html Google	1 1	0.00% 0.00%
176.	global change and ph water Google	1 1	0.00% 0.00%
177.	epa nanoparticle toxicology Google	1 1	0.00% 0.00%
178.	human bioaccumulative chemicals Google Canada	1 1	0.00% 0.00%
179.	robert devlin, epa Google	1 1	0.00% 0.00%
180.	ballast water management.ppt Google	1 1	0.00% 0.00%
181.	peer reviewed journal on land use development and change Google	1 1	0.00% 0.00%
182.	afm roughness .ppt Google	1 1	0.00% 0.00%
183.	bettina fletcher Google Canada	1 1	0.00% 0.00%
184.	research in children and environment and future Google	1 1	0.00% 0.00%
185.	forum employment usa it Google	1 1	0.00% 0.00%
186.	interagency environmental nanotechnology grantees workshop Google	1 1	0.00% 0.00%
187.	conclusion of hyperactivity Yahoo India	1 1	0.00% 0.00%
188.	research science topics Yahoo	1 1	0.00% 0.00%
189.	seeking master fellowship in microbiology in usa Google	1 1	0.00% 0.00%
190.	health funding implications due to climate change Google Australia	1 1	0.00% 0.00%
191.	application of nanotech in bacteria Google	1 1	0.00% 0.00%
192.	office of solid waste and emergency response participants-list Google	1 1	0.00% 0.00%
193.	federal form 4040-0004 Google	1 1	0.00% 0.00%

	Phrases Engines	Referrals	% Referrals
194.	sustainable science competition sponsors Google	1 1	0.00% 0.00%
195.	models in environmental regulatory decision making Google	1 1	0.00% 0.00%
196.	intra inter validation pp presentation Google	1 1	0.00% 0.00%
197.	study of atmospheric transport by integral model Google	1 1	0.00% 0.00%
198.	human activities that lead to environmental changes Google	1 1	0.00% 0.00%
199.	epa-p3 rfa Google	1 1	0.00% 0.00%
200.	main scientific achievements in the year 2003 Google	1 1	0.00% 0.00%
201.	pollution radius and freeways Google	1 1	0.00% 0.00%
202.	anbars shoes nyc Google	1 1	0.00% 0.00%
203.	titanium dioxide filetype:ppt Google	1 1	0.00% 0.00%
204.	ncer positions Google	1 1	0.00% 0.00%
205.	examples of dater analyes and interpretation for media reseach Google	1 1	0.00% 0.00%
206.	winzip switch Google	1 1	0.00% 0.00%
207.	x-linked creatine transporter defect MSN	1 1	0.00% 0.00%
208.	non governmental organization panama Google	1 1	0.00% 0.00%
209.	small business innovation research contracts terms and conditions Google	1 1	0.00% 0.00%
210.	environmental research articles Google	1 1	0.00% 0.00%
211.	nanotechnology in environmental applications Google	1 1	0.00% 0.00%
212.	photobleaching ozon Google Germany	1 1	0.00% 0.00%
213.	challenge facing nanotechnology	1	0.00%

	Phrases Engines	Referrals	% Referrals
	Google	1	0.00%
214.	cdc cap brucella proficiency Google	1	0.00%
215.	carbon substrate zero valent iron Google	1	0.00%
216.	gynaecomastia powerpoint Google	1	0.00%
217.	marker molecular carbohydrates Google	1	0.00%
218.	scientific conference grants Google	1	0.00%
219.	linkdomain:www.medscape.com site:.gov -site:.com -site:www.medscape.com Yahoo	1	0.00%
220.	environmental economics research funding uk Google	1	0.00%
221.	l.h. gunderson and holling, c.s. panarchy: understanding transformations in systems of humans and nature. island press. 2001. Google Germany	1	0.00%
222.	hydrogen peroxide h2o2 induced gssg filetype:pdf Google	1	0.00%
223.	social consequences of air pollution Google	1	0.00%
224.	companies for epa Google	1	0.00%
225.	environmental health urinary proteomics Google	1	0.00%
226.	phase kick-off meeting agenda Google	1	0.00%
227.	pars environmental Google	1	0.00%
228.	modeling the removal of e. coli groundwater Google Germany	1	0.00%
229.	national enviromental november coming events Google	1	0.00%
230.	project on preparing of tio2 nano materials Google	1	0.00%
231.	david mustra Google	1	0.00%
232.	relationship of product formation and absorbance	1	0.00%

	Phrases Engines	Referrals	% Referrals
	Yahoo	1	0.00%
■ 233.	nanoparticle workshop 2009 Google Italy	1 1	0.00% 0.00%
■ 234.	pcbs as endocrine disruptor Google	1 1	0.00% 0.00%
■ 235.	auto pollution research funding Yahoo	1 1	0.00% 0.00%
■ 236.	tio2 visible Google Germany	1 1	0.00% 0.00%
■ 237.	www.epa.gov.pk Google	1 1	0.00% 0.00%
■ 238.	lca body panel Google	1 1	0.00% 0.00%
■ 239.	important environmental issues Google	1 1	0.00% 0.00%
■ 240.	mercury atmosphere conditions Google	1 1	0.00% 0.00%
■ 241.	surface pollution ozone Google	1 1	0.00% 0.00%
■ 242.	powerpoint presentation on the reactions of metals Google	1 1	0.00% 0.00%
■ 243.	process in bio diesel production Google	1 1	0.00% 0.00%
■ 244.	nanoparticle conference 2009 Google Italy	1 1	0.00% 0.00%
■ 245.	wetland ecosystems Google	1 1	0.00% 0.00%
■ 246.	2008 rfp wastewater treatment program mandatory, nc Google	1 1	0.00% 0.00%
■ 247.	topic economic as science Google	1 1	0.00% 0.00%
■ 248.	international non governmental organizations giving out funds for environmental projects in 2009 Google	1 1	0.00% 0.00%
■ 249.	risk assessment inspection fda Google Italy	1 1	0.00% 0.00%
■ 250.	ecological service of coral reefs Google	1 1	0.00% 0.00%
■ 251.	national center environmental Google France	1 1	0.00% 0.00%

	Phrases Engines	Referrals	% Referrals
252.	consequences of aquatic biodiversity Google UK	1 1	0.00% 0.00%
253.	projects on nanotechnology Google	1 1	0.00% 0.00%
254.	patricia holden Google UK	1 1	0.00% 0.00%
255.	zhanping you Google	1 1	0.00% 0.00%
256.	hex chrome replacement Google	1 1	0.00% 0.00%
257.	epa ammonia test method Yahoo	1 1	0.00% 0.00%
258.	kids and chemicals Google	1 1	0.00% 0.00%
259.	epa star fellowshi[Google	1 1	0.00% 0.00%
260.	epa chemical code number Yahoo	1 1	0.00% 0.00%
261.	758 ceo @gov.ms Google	1 1	0.00% 0.00%
262.	qality center Google	1 1	0.00% 0.00%
263.	corrosion magnesium chromate solutions AltaVista	1 1	0.00% 0.00%
264.	epa guidance manual emerging contaminants Google	1 1	0.00% 0.00%
265.	organophosphorus pesticides and neonatal hypotonia Google France	1 1	0.00% 0.00%
266.	powerpoint presentation on how to help the enviroment Google UK	1 1	0.00% 0.00%
267.	2050 air pollution in north carolina Google	1 1	0.00% 0.00%
268.	pollution of 2008 Google	1 1	0.00% 0.00%
269.	everyday chemical mixtures Google Australia	1 1	0.00% 0.00%
270.	effect of dilution on fecal indicators in sea water Google	1 1	0.00% 0.00%
271.	nanoparticles preparation.ppt Yahoo	1 1	0.00% 0.00%

	Phrases	Referrals	% Referrals
	Engines		
272.	hilton garden inn grants	1	0.00%
	Google	1	0.00%
273.	federal form omb number: 4040-0004	1	0.00%
	Google	1	0.00%
274.	experimental design, interaction effects,ppt	1	0.00%
	Google	1	0.00%
275.	current federal watershed regulation legislation proposals	1	0.00%
	Google	1	0.00%
276.	http://www.epa.gov/ncer/rfa/forms	1	0.00%
	Google	1	0.00%
277.	epa matter	1	0.00%
	Yahoo Spain	1	0.00%
278.	epa matter emissions	1	0.00%
	Yahoo Spain	1	0.00%
279.	regional planning posters	1	0.00%
	Google	1	0.00%
280.	real time displays measure energy	1	0.00%
	Google UK	1	0.00%
281.	environmental graduate opportunity	1	0.00%
	Google	1	0.00%
282.	epa, funding opportunity	1	0.00%
	Google	1	0.00%
283.	2007 autoaccident fatality rate	1	0.00%
	Yahoo	1	0.00%
284.	services provided by coral reefs	1	0.00%
	Google UK	1	0.00%
285.	waugh, e., bireley, m. k., webb, j. t.	1	0.00%
	Google UK	1	0.00%
286.	women researchers under 40: 2009 awards in environmental sciences	1	0.00%
	Google	1	0.00%
287.	can ffrdc receive grant funds	1	0.00%
	Google	1	0.00%
288.	organic agrochemicals course	1	0.00%
	Google Italy	1	0.00%
289.	what does commercial application mean in nanotechnology	1	0.00%
	Yahoo	1	0.00%
290.	nanoparticle sampling method	1	0.00%
	Yahoo Spain	1	0.00%

	Phrases Engines	Referrals	% Referrals
291.	ecological house photos MSN	1 1	0.00% 0.00%
292.	environment research us Google	1 1	0.00% 0.00%
293.	epa nanoparticle grant release, 2008 Google	1 1	0.00% 0.00%
294.	research on pesticides and children Google	1 1	0.00% 0.00%
295.	p3 eligibilty Yahoo	1 1	0.00% 0.00%
296.	friends of parkside Google	1 1	0.00% 0.00%
297.	insulin mimic Yahoo India	1 1	0.00% 0.00%
298.	factors that affect the particulate matter concentrations AltaVista	1 1	0.00% 0.00%
299.	fellowships college graduates environmental education Google	1 1	0.00% 0.00%
300.	cost of mercury Google	1 1	0.00% 0.00%
301.	rochester pm center Google	1 1	0.00% 0.00%
302.	epa undergraduate research funding Google	1 1	0.00% 0.00%
303.	proyects of nanotechnology Google	1 1	0.00% 0.00%
304.	oil spill science project Google	1 1	0.00% 0.00%
305.	uc davis bioaerosol research Google	1 1	0.00% 0.00%
306.	center for children environmental health university of california davis Google	1 1	0.00% 0.00%
307.	graham fogg phosphorus Google	1 1	0.00% 0.00%
308.	association meeting in chicago for 2009 conference and hotel room block Google	1 1	0.00% 0.00%
309.	prevenir cucarachas ratones Google	1 1	0.00% 0.00%
310.	nanoseparations for energy applications	1	0.00%

	Phrases Engines	Referrals	% Referrals
	Google	1	0.00%
■ 311.	more than 1.1 billion people live in areas that conservationists consider the most rich in plant and animal species and the most threatened by human activities Google	1	0.00%
■ 312.	epa p3 program 2009 Google	1	0.00%
■ 313.	annual report awards 2009 Google	1	0.00%
■ 314.	future air Google	1	0.00%
■ 315.	what organisms have traditionally been used as indicators of fecal contamination Google Canada	1	0.00%
■ 316.	robert devlin phd epa Google	1	0.00%
■ 317.	robert devlin phd Google	1	0.00%
■ 318.	collaborative perinatal project lead exposure Google	1	0.00%
■ 319.	doped conductive polymer enzyme reoxidize oxygen Google	1	0.00%
■ 320.	ge food allergies Google	1	0.00%
■ 321.	research studies tobacco is harmful for fetus Google	1	0.00%
■ 322.	effectiveness of incentives in corporations Google	1	0.00%
■ 323.	childrens center for neurodevelopmental disorders MSN	1	0.00%
■ 324.	staa and epa Google	1	0.00%
■ 325.	epa 6th annual p3 awards Google	1	0.00%
■ 326.	epa award winners in 2008 Google	1	0.00%
■ 327.	california epa san francisco regional office Google	1	0.00%
■ 328.	organophosphates exposure and adhd in children Google	1	0.00%

	Phrases Engines	Referrals	% Referrals
■ 329.	hotels in washington dc for \$201 Google	1 1	0.00% 0.00%
■ 330.	australian health funding implications due to climate change Google	1 1	0.00% 0.00%
■ 331.	what are market mechanisms Google UK	1 1	0.00% 0.00%
■ 332.	tire pollution research funding Yahoo	1 1	0.00% 0.00%
■ 333.	sbir success Google	1 1	0.00% 0.00%
■ 334.	nanotechnology white papers Google	1 1	0.00% 0.00%
■ 335.	epa p3 grant simply green Google	1 1	0.00% 0.00%
■ 336.	jose fernandez proffessor micro biology Google	1 1	0.00% 0.00%
■ 337.	parking garage on florida ave. nw, washington, dc Google	1 1	0.00% 0.00%
■ 338.	international conference on environmental implications and applications of engineered nanomaterials Google	1 1	0.00% 0.00%
■ 339.	coarse particulate matter Google	1 1	0.00% 0.00%
■ 340.	epa and mtr Google	1 1	0.00% 0.00%
■ 341.	edwin kan nanotechnology Google	1 1	0.00% 0.00%
■ 342.	what gpa do you need to graduate summa magna cum laude from the university of wisconsin-la crosse Google	1 1	0.00% 0.00%
■ 343.	industry awards 2009 Google	1 1	0.00% 0.00%
■ 344.	how can autism affect growth in children Google UK	1 1	0.00% 0.00%
■ 345.	sediment contamination and biological effects chesapeake Google	1 1	0.00% 0.00%
■ 346.	nanomaterials manufacture Google UK	1 1	0.00% 0.00%
■ 347.	scfv phage display librray contaminants	1	0.00%

	Phrases Engines	Referrals	% Referrals
	Google Canada	1	0.00%
■ 348.	response of review question	1	0.00%
	Google Canada	1	0.00%
■ 349.	analytical epidemiological study ppt	1	0.00%
	Google	1	0.00%
■ 350.	cceh uc davis	1	0.00%
	Google	1	0.00%
■ 351.	ecology issues threshold or critical point	1	0.00%
	Google	1	0.00%
■ 352.	amar harvard uncertainty	1	0.00%
	Google	1	0.00%
■ 353.	pollution kids asthma	1	0.00%
	Google	1	0.00%
■ 354.	human impact terrestrial land	1	0.00%
	Google	1	0.00%
■ 355.	world health organization genetically engineered food	1	0.00%
	Google	1	0.00%
■ 356.	eugene okiyama	1	0.00%
	Google	1	0.00%
■ 357.	estuaries- indicator	1	0.00%
	Google	1	0.00%
■ 358.	grants for photovoltaic research columbia university	1	0.00%
	Google	1	0.00%
■ 359.	mohammad mottaleb, baylor university	1	0.00%
	Google	1	0.00%
■ 360.	epa continuing education fellowships	1	0.00%
	Google	1	0.00%
■ 361.	quantitative evaluation shared project management office	1	0.00%
	Google France	1	0.00%
■ 362.	epa nano starr	1	0.00%
	Google	1	0.00%
■ 363.	epa nano uk	1	0.00%
	Google	1	0.00%
■ 364.	ley office legal services del bronx	1	0.00%
	Yahoo	1	0.00%
■ 365.	robert d. shall	1	0.00%
	Google	1	0.00%
■ 366.	forecasting ecosystem services rfp epa	1	0.00%
	Google	1	0.00%

	Phrases Engines	Referrals	% Referrals
■ 367.	christina gaizick Google	1 1	0.00% 0.00%
■ 368.	online environmental behavior questions samples Google UK	1 1	0.00% 0.00%
■ 369.	mike borchardt marshfield wi Yahoo	1 1	0.00% 0.00%
■ 370.	environmental science workforce one Yahoo	1 1	0.00% 0.00%
■ 371.	p3 award duquesne university Google	1 1	0.00% 0.00%
■ 372.	related:www.videowired.com/search/ Google	1 1	0.00% 0.00%
■ 373.	graduate grants science Google	1 1	0.00% 0.00%
■ 374.	bruce lanphear Google	1 1	0.00% 0.00%
■ 375.	detroit law citation residential lease Google	1 1	0.00% 0.00%
■ 376.	wipe samples pesticide Google	1 1	0.00% 0.00%
■ 377.	cmc nanoscale iron Google Canada	1 1	0.00% 0.00%
■ 378.	why are they good indicator of the environment health Google	1 1	0.00% 0.00%
■ 379.	endemic vs epidemic environmental disease epa Google	1 1	0.00% 0.00%
■ 380.	naval facilities engineering command air sparging guidance document Google	1 1	0.00% 0.00%
■ 381.	tyler fox, carnegie mellon Google	1 1	0.00% 0.00%
■ 382.	dhs center for excellence MSN	1 1	0.00% 0.00%
■ 383.	phytoremediation for arsenic Google	1 1	0.00% 0.00%
■ 384.	broad agency announcement computer security Google	1 1	0.00% 0.00%
■ 385.	environmental health program indicators local health department MSN	1 1	0.00% 0.00%
■ 386.	1/3 adhd cases linked to lead, smoking	1	0.00%

	Phrases Engines	Referrals	% Referrals
	Google	1	0.00%
■ 387.	effect of pesticides and antioxidant on chromosomes Yahoo	1 1	0.00% 0.00%
■ 388.	nomadics cbr sbir Yahoo	1 1	0.00% 0.00%
■ 389.	epa 2009 star fellowships Google	1 1	0.00% 0.00%
■ 390.	future vancouver environmental factors Google Canada	1 1	0.00% 0.00%
■ 391.	accomplished global environmental goals Google	1 1	0.00% 0.00%
■ 392.	epa 6th annual p3 award winners Google	1 1	0.00% 0.00%
■ 393.	business regulations and government interventions Google	1 1	0.00% 0.00%
■ 394.	bad blood blues Google France	1 1	0.00% 0.00%
■ 395.	development of classification system Google	1 1	0.00% 0.00%
■ 396.	indoor particulate matter asthma Google	1 1	0.00% 0.00%
■ 397.	fall 2008 science Google	1 1	0.00% 0.00%
■ 398.	salmon genetics ppt Google	1 1	0.00% 0.00%
■ 399.	konarka dssc Google	1 1	0.00% 0.00%
■ 400.	ge food knowledge Google	1 1	0.00% 0.00%
	Other	19,048	82.39%
	Total	23,119	100.00%

items 1-400 of 400

Search Phrases - Help Card



Column Definitions

Phrase

The search phrase a visitor used to find your site.

Engines

The specific search engine being analyzed in conjunction with the phrase in the adjacent column.

Referrals

The number of visits to your site from visitors, who were referred by using the specified search engine and search phrases.

%

Percentage of visitors referred from search engines who used the specified search engine and phrase.



Report Descriptions

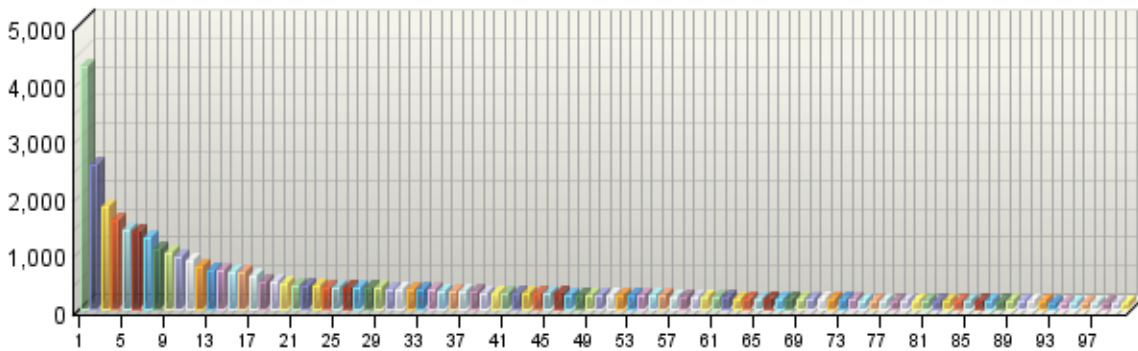
How are people getting to your site? Use this report to find out if your visitors are using the search phrases you expect. Do you need to use different phrases in page titles to make it easier for people to find your site with search engines?

Search Keywords

This report identifies keywords that led the most visitors to the site and, for each keyword, which search engines led visitors to the site.

Search Keywords

Referrals



Search Keywords

	Keywords Engines	Referrals	% Referrals
■ 1.	epa	4,265	4.58%
	Google	3,621	3.89%
	Yahoo	413	0.44%
	MSN	76	0.08%
	Google Canada	50	0.05%
	Google UK	27	0.03%
	AOL NetFind	15	0.02%
	Google Australia	13	0.01%
	Google Germany	12	0.01%
	Google Italy	10	0.01%
	Google France	7	0.01%
	AltaVista	3	0.00%
	Yahoo Spain	3	0.00%
	Google Japan	3	0.00%
	All The Web	2	0.00%
	Netscape	2	0.00%
	Yahoo Canada	2	0.00%
	Yahoo India	1	0.00%

	Keywords Engines	Referrals	% Referrals
	Yahoo Japan	1	0.00%
	Sapo	1	0.00%
	Yahoo Italy	1	0.00%
■ 2.	of	2,542	2.73%
	Google	1,900	2.04%
	Yahoo	197	0.21%
	Google Australia	117	0.13%
	Google UK	101	0.11%
	Google Canada	88	0.09%
	MSN	38	0.04%
	Google Germany	21	0.02%
	Google France	18	0.02%
	Yahoo India	13	0.01%
	AOL NetFind	10	0.01%
	Google Italy	7	0.01%
	Google Japan	6	0.01%
	Yahoo Spain	6	0.01%
	Google Austria	5	0.01%
	AltaVista	4	0.00%
	Yahoo Japan	3	0.00%
	Yahoo Canada	2	0.00%
	Yandex	2	0.00%
	Yahoo Germany	1	0.00%
	Yahoo Australia & NZ	1	0.00%
■ 3.	environmental	1,786	1.92%
	Google	1,347	1.45%
	Yahoo	183	0.20%
	Google Canada	63	0.07%
	Google Australia	63	0.07%
	Google UK	49	0.05%
	MSN	30	0.03%
	AOL NetFind	11	0.01%
	Google Japan	6	0.01%
	Yahoo Canada	5	0.01%
	Google France	5	0.01%
	Google Germany	4	0.00%
	Netscape	4	0.00%
	Yahoo India	3	0.00%
	Yahoo UK & Ireland	2	0.00%
	Yahoo Spain	2	0.00%

	Keywords Engines	Referrals	% Referrals
	Yahoo Singapore	2	0.00%
	AltaVista	2	0.00%
	Lycos	2	0.00%
	Google Austria	1	0.00%
	Google Italy	1	0.00%
■ 4.	in	1,543	1.66%
	Google	1,168	1.25%
	Yahoo	138	0.15%
	Google UK	66	0.07%
	Google Canada	51	0.05%
	MSN	28	0.03%
	Google Australia	19	0.02%
	AOL NetFind	15	0.02%
	Google Germany	15	0.02%
	Google France	10	0.01%
	Google Italy	6	0.01%
	AltaVista	4	0.00%
	Yahoo UK & Ireland	4	0.00%
	Yahoo Canada	3	0.00%
	Yahoo Singapore	3	0.00%
	Google Japan	3	0.00%
	Yahoo India	3	0.00%
	Yahoo Japan	2	0.00%
	Google Austria	2	0.00%
	Yahoo Spain	1	0.00%
	HotBot	1	0.00%
■ 5.	research	1,375	1.48%
	Google	1,036	1.11%
	Yahoo	172	0.18%
	Google UK	44	0.05%
	Google Canada	40	0.04%
	MSN	35	0.04%
	Google Australia	9	0.01%
	Google Germany	7	0.01%
	Google France	6	0.01%
	Google Italy	6	0.01%
	AOL NetFind	6	0.01%
	Yahoo Canada	5	0.01%
	Yahoo Singapore	2	0.00%
	Yahoo Australia & NZ	2	0.00%

	Keywords Engines	Referrals	% Referrals
	AltaVista	2	0.00%
	Google Japan	2	0.00%
	Yahoo Spain	1	0.00%
■ 6.	star	1,342	1.44%
	Google	1,250	1.34%
	Yahoo	45	0.05%
	MSN	20	0.02%
	Google Canada	10	0.01%
	Google UK	9	0.01%
	Google Australia	3	0.00%
	Google Germany	2	0.00%
	Yahoo Canada	1	0.00%
	Google France	1	0.00%
	Netscape	1	0.00%
■ 7.	for	1,258	1.35%
	Google	1,009	1.08%
	Yahoo	85	0.09%
	Google UK	44	0.05%
	Google Canada	40	0.04%
	MSN	25	0.03%
	Google Australia	19	0.02%
	AOL NetFind	9	0.01%
	Google Germany	8	0.01%
	Google France	5	0.01%
	Yahoo Canada	3	0.00%
	Yahoo Japan	2	0.00%
	Yahoo Singapore	2	0.00%
	Google Italy	2	0.00%
	AltaVista	2	0.00%
	Yahoo Taiwan	1	0.00%
	Netscape	1	0.00%
	HotBot	1	0.00%
■ 8.	the	1,031	1.11%
	Google	791	0.85%
	Yahoo	88	0.09%
	Google Canada	44	0.05%
	Google UK	38	0.04%
	Google Australia	21	0.02%
	AOL NetFind	14	0.02%
	Google Germany	10	0.01%

	Keywords Engines	Referrals	% Referrals
	Google France	7	0.01%
	MSN	6	0.01%
	Google Austria	3	0.00%
	Google Italy	3	0.00%
	AltaVista	2	0.00%
	Yandex	1	0.00%
	CNET Search.com	1	0.00%
	Google Japan	1	0.00%
	Yahoo India	1	0.00%
■ 9.	nanotechnology	976	1.05%
	Google	844	0.91%
	Yahoo	51	0.05%
	Google UK	29	0.03%
	Google Canada	12	0.01%
	MSN	11	0.01%
	Google Australia	7	0.01%
	Google Germany	5	0.01%
	Yahoo India	4	0.00%
	AOL NetFind	3	0.00%
	Google Japan	3	0.00%
	Google France	2	0.00%
	Google Italy	2	0.00%
	Yahoo Australia & NZ	1	0.00%
	AltaVista	1	0.00%
	NineMSN	1	0.00%
■ 10.	ppt	922	0.99%
	Google	821	0.88%
	Google UK	24	0.03%
	Google France	18	0.02%
	Google Italy	12	0.01%
	MSN	10	0.01%
	Google Canada	7	0.01%
	Google Japan	7	0.01%
	Google Germany	7	0.01%
	Yahoo	6	0.01%
	Google Australia	5	0.01%
	AOL NetFind	2	0.00%
	Google Austria	1	0.00%
	Yahoo Singapore	1	0.00%
	Yahoo UK & Ireland	1	0.00%

	Keywords Engines	Referrals	% Referrals
■ 11.	fellowship	830	0.89%
	Google	769	0.83%
	Yahoo	46	0.05%
	Google Canada	6	0.01%
	MSN	3	0.00%
	Google France	2	0.00%
	Google UK	2	0.00%
	AOL NetFind	1	0.00%
	Google Germany	1	0.00%
■ 12.	to	740	0.79%
	Google	538	0.58%
	Google Australia	58	0.06%
	Yahoo	45	0.05%
	Google UK	42	0.05%
	Google Canada	27	0.03%
	AOL NetFind	9	0.01%
	MSN	9	0.01%
	Google France	5	0.01%
	Google Italy	2	0.00%
	Yahoo Taiwan	1	0.00%
	Google Germany	1	0.00%
	Yahoo UK & Ireland	1	0.00%
	Yahoo Australia & NZ	1	0.00%
	Yahoo Canada	1	0.00%
■ 13.	water	671	0.72%
	Google	506	0.54%
	Yahoo	49	0.05%
	Google UK	31	0.03%
	MSN	18	0.02%
	Google Canada	13	0.01%
	Google Germany	12	0.01%
	Google France	10	0.01%
	Google Italy	7	0.01%
	Google Australia	6	0.01%
	AOL NetFind	5	0.01%
	Yahoo Japan	3	0.00%
	AltaVista	3	0.00%
	Mamma	2	0.00%
	Yahoo India	2	0.00%
	Yahoo UK & Ireland	1	0.00%

	Keywords Engines	Referrals	% Referrals
	Yahoo Spain	1	0.00%
	Yahoo Mexico	1	0.00%
	Yahoo Singapore	1	0.00%
■ 14.	on	666	0.72%
	Google	508	0.55%
	Yahoo	48	0.05%
	Google Canada	32	0.03%
	Google UK	26	0.03%
	MSN	13	0.01%
	Google Australia	13	0.01%
	AOL NetFind	6	0.01%
	Yahoo India	5	0.01%
	Google Italy	3	0.00%
	Google France	2	0.00%
	Google Germany	2	0.00%
	AltaVista	2	0.00%
	Google Austria	2	0.00%
	Yahoo Spain	1	0.00%
	Yahoo UK & Ireland	1	0.00%
	Yahoo Canada	1	0.00%
	Yandex	1	0.00%
■ 15.	health	653	0.70%
	Google	489	0.53%
	Yahoo	72	0.08%
	Google Canada	25	0.03%
	MSN	17	0.02%
	Google UK	16	0.02%
	Google Australia	11	0.01%
	Google France	5	0.01%
	Google Germany	4	0.00%
	Google Italy	3	0.00%
	Yahoo Japan	2	0.00%
	AOL NetFind	2	0.00%
	Yahoo India	2	0.00%
	Google Japan	2	0.00%
	Yahoo Australia & NZ	1	0.00%
	CNET Search.com	1	0.00%
	Yahoo Canada	1	0.00%
■ 16.	sbir	639	0.69%
	Google	578	0.62%

	Keywords Engines	Referrals	% Referrals
	Yahoo	42	0.05%
	MSN	7	0.01%
	Google Canada	4	0.00%
	AOL NetFind	3	0.00%
	Google Japan	1	0.00%
	Google France	1	0.00%
	Google Italy	1	0.00%
	Google Australia	1	0.00%
	Google UK	1	0.00%
■ 17.	grants	571	0.61%
	Google	498	0.53%
	Yahoo	43	0.05%
	MSN	9	0.01%
	Google Canada	8	0.01%
	Google UK	8	0.01%
	AOL NetFind	4	0.00%
	Google Germany	1	0.00%
■ 18.	grant	467	0.50%
	Google	403	0.43%
	Yahoo	24	0.03%
	MSN	13	0.01%
	Google Canada	8	0.01%
	Google UK	4	0.00%
	Google Australia	3	0.00%
	Google Italy	3	0.00%
	AOL NetFind	3	0.00%
	Yahoo Canada	3	0.00%
	Google France	2	0.00%
	AltaVista	1	0.00%
■ 19.	children	458	0.49%
	Google	296	0.32%
	Yahoo	77	0.08%
	Google UK	32	0.03%
	Google Canada	17	0.02%
	MSN	9	0.01%
	AOL NetFind	7	0.01%
	Google Australia	6	0.01%
	Yahoo Taiwan	3	0.00%
	Google Italy	2	0.00%
	Yahoo UK & Ireland	2	0.00%

	Keywords Engines	Referrals	% Referrals
	Yahoo Singapore	2	0.00%
	Yahoo Australia & NZ	1	0.00%
	HotBot	1	0.00%
	Netscape	1	0.00%
	AltaVista	1	0.00%
	Yahoo Canada	1	0.00%
■ 20.	2008	437	0.47%
	Google	384	0.41%
	Yahoo	10	0.01%
	Google Canada	10	0.01%
	Google UK	7	0.01%
	MSN	6	0.01%
	Google France	5	0.01%
	Google Italy	4	0.00%
	AOL NetFind	3	0.00%
	Google Japan	2	0.00%
	Google Australia	2	0.00%
	Yahoo UK & Ireland	1	0.00%
	Google Germany	1	0.00%
	Yahoo Mexico	1	0.00%
	AltaVista	1	0.00%
■ 21.	funding	419	0.45%
	Google	347	0.37%
	Yahoo	33	0.04%
	Google Canada	10	0.01%
	Google UK	8	0.01%
	MSN	5	0.01%
	Google Australia	5	0.01%
	Yahoo Canada	4	0.00%
	Google Germany	2	0.00%
	AOL NetFind	2	0.00%
	AltaVista	1	0.00%
	Yahoo UK & Ireland	1	0.00%
	Google Italy	1	0.00%
■ 22.	environment	409	0.44%
	Google	320	0.34%
	Yahoo	28	0.03%
	Google Canada	22	0.02%
	Google UK	16	0.02%
	Google Australia	9	0.01%

	Keywords Engines	Referrals	% Referrals
	Google France	3	0.00%
	Google Germany	2	0.00%
	Yahoo India	2	0.00%
	Yahoo Taiwan	2	0.00%
	AOL NetFind	2	0.00%
	Yahoo Singapore	1	0.00%
	Google Japan	1	0.00%
	MSN	1	0.00%
■ 23.	pdf	402	0.43%
	Google	352	0.38%
	Yahoo	22	0.02%
	Google Italy	13	0.01%
	Google France	5	0.01%
	Google UK	2	0.00%
	Google Canada	2	0.00%
	AltaVista	2	0.00%
	Google Japan	2	0.00%
	Yahoo UK & Ireland	1	0.00%
	Google Australia	1	0.00%
■ 24.	.ppt	383	0.41%
	Google	377	0.40%
	Google France	3	0.00%
	Google Italy	3	0.00%
■ 25.	powerpoint	382	0.41%
	Google	306	0.33%
	Google UK	28	0.03%
	Yahoo	10	0.01%
	Google Australia	9	0.01%
	Google Canada	9	0.01%
	Google France	7	0.01%
	Google Germany	6	0.01%
	AltaVista	2	0.00%
	Yahoo Taiwan	1	0.00%
	Yahoo India	1	0.00%
	Google Japan	1	0.00%
	Google Austria	1	0.00%
	Netscape	1	0.00%
■ 26.	change	376	0.40%
	Google	290	0.31%
	Google Australia	23	0.02%

	Keywords Engines	Referrals	% Referrals
	Google UK	21	0.02%
	Google Canada	12	0.01%
	Yahoo	8	0.01%
	Google Germany	6	0.01%
	Yahoo Spain	5	0.01%
	MSN	4	0.00%
	AOL NetFind	2	0.00%
	Yahoo India	1	0.00%
	Yahoo Canada	1	0.00%
	Google Austria	1	0.00%
	Google France	1	0.00%
	Google Italy	1	0.00%
■ 27.	fellowships	368	0.40%
	Google	258	0.28%
	Yahoo	85	0.09%
	MSN	8	0.01%
	Google UK	6	0.01%
	Google Canada	4	0.00%
	Yahoo Spain	2	0.00%
	Google Germany	2	0.00%
	Google France	1	0.00%
	Google Italy	1	0.00%
	Google Australia	1	0.00%
■ 28.	science	367	0.39%
	Google	284	0.31%
	Yahoo	39	0.04%
	Google UK	14	0.02%
	Google Canada	11	0.01%
	MSN	6	0.01%
	AOL NetFind	4	0.00%
	Google Italy	2	0.00%
	Yahoo Mexico	1	0.00%
	All The Web	1	0.00%
	Google Australia	1	0.00%
	Google Japan	1	0.00%
	Google Austria	1	0.00%
	Yahoo Singapore	1	0.00%
	Google Germany	1	0.00%
■ 29.	future	364	0.39%
	Google	340	0.37%

	Keywords Engines	Referrals	% Referrals
	Google Canada	10	0.01%
	Google UK	7	0.01%
	Google Australia	3	0.00%
	Yahoo	2	0.00%
	Yahoo Taiwan	1	0.00%
	Yahoo India	1	0.00%
■ 30.	graduate	353	0.38%
	Google	280	0.30%
	Yahoo	63	0.07%
	Google UK	2	0.00%
	AOL NetFind	2	0.00%
	Google Canada	2	0.00%
	MSN	2	0.00%
	Google Germany	1	0.00%
	Google Australia	1	0.00%
■ 31.	climate	351	0.38%
	Google	271	0.29%
	Google UK	16	0.02%
	Google Australia	16	0.02%
	Google Canada	15	0.02%
	Yahoo	11	0.01%
	Yahoo Spain	5	0.01%
	MSN	4	0.00%
	Google Germany	4	0.00%
	AOL NetFind	3	0.00%
	Google France	2	0.00%
	Yahoo Taiwan	1	0.00%
	Google Austria	1	0.00%
	Google Italy	1	0.00%
	Yahoo India	1	0.00%
■ 32.	air	346	0.37%
	Google	277	0.30%
	Yahoo	22	0.02%
	Google UK	15	0.02%
	Google Australia	11	0.01%
	Google Canada	7	0.01%
	MSN	5	0.01%
	AOL NetFind	2	0.00%
	Google Italy	2	0.00%
	AltaVista	1	0.00%

	Keywords Engines	Referrals	% Referrals
	Google Germany	1	0.00%
	CNET Search.com	1	0.00%
	CompuServe	1	0.00%
	Yahoo UK & Ireland	1	0.00%
■ 33.	protection	332	0.36%
	Google	282	0.30%
	Yahoo	21	0.02%
	AOL NetFind	8	0.01%
	MSN	4	0.00%
	Netscape	4	0.00%
	Google Canada	4	0.00%
	Google UK	3	0.00%
	Google Australia	2	0.00%
	Lycos	2	0.00%
	Google Italy	1	0.00%
	Google Germany	1	0.00%
■ 34.	center	324	0.35%
	Google	248	0.27%
	Yahoo	44	0.05%
	Google Canada	12	0.01%
	MSN	8	0.01%
	Google UK	4	0.00%
	AltaVista	3	0.00%
	Google Australia	1	0.00%
	Yahoo Germany	1	0.00%
	Yahoo Canada	1	0.00%
	Google Germany	1	0.00%
	Google France	1	0.00%
■ 35.	2009	300	0.32%
	Google	256	0.27%
	Yahoo	18	0.02%
	Google UK	6	0.01%
	Google Canada	6	0.01%
	Google Australia	4	0.00%
	Google France	3	0.00%
	MSN	2	0.00%
	Google Italy	2	0.00%
	Google Germany	1	0.00%
	AltaVista	1	0.00%
	Yahoo Singapore	1	0.00%

	Keywords Engines	Referrals	% Referrals
■ 36.	filetype:ppt	300	0.32%
	Google	259	0.28%
	Google Germany	13	0.01%
	Google Canada	8	0.01%
	Google France	7	0.01%
	Google Australia	5	0.01%
	Google Italy	4	0.00%
	Google UK	3	0.00%
	Google Japan	1	0.00%
■ 37.	effects	293	0.31%
	Google	219	0.24%
	Yahoo	26	0.03%
	Google Canada	12	0.01%
	Google UK	8	0.01%
	Google Australia	8	0.01%
	MSN	7	0.01%
	Yahoo Spain	6	0.01%
	Google Germany	2	0.00%
	Yahoo India	2	0.00%
	Yahoo Canada	1	0.00%
	AOL NetFind	1	0.00%
	Google Italy	1	0.00%
■ 38.	university	288	0.31%
	Google	248	0.27%
	Yahoo	14	0.02%
	MSN	4	0.00%
	Google Canada	4	0.00%
	Google Australia	4	0.00%
	Google UK	4	0.00%
	Google Japan	3	0.00%
	Google Germany	3	0.00%
	AOL NetFind	2	0.00%
	Yahoo Canada	1	0.00%
	Google Italy	1	0.00%
■ 39.	ecosystem	286	0.31%
	Google	235	0.25%
	Google Canada	14	0.02%
	Google Australia	12	0.01%
	Google UK	7	0.01%
	Yahoo	6	0.01%

	Keywords Engines	Referrals	% Referrals
	Google France	3	0.00%
	Google Germany	3	0.00%
	Google Austria	2	0.00%
	Yahoo Canada	1	0.00%
	Yahoo Australia & NZ	1	0.00%
	MSN	1	0.00%
	AOL NetFind	1	0.00%
■ 40.	pollution	282	0.30%
	Google	203	0.22%
	Yahoo	25	0.03%
	Google UK	17	0.02%
	MSN	8	0.01%
	Google Australia	8	0.01%
	Google Canada	7	0.01%
	Google France	3	0.00%
	Yahoo Spain	3	0.00%
	AOL NetFind	2	0.00%
	Yahoo India	2	0.00%
	CompuServe	1	0.00%
	CNET Search.com	1	0.00%
	Google Italy	1	0.00%
	AltaVista	1	0.00%
■ 41.	what	281	0.30%
	Google	228	0.24%
	Yahoo	15	0.02%
	Google UK	14	0.02%
	Google Canada	10	0.01%
	Google Australia	6	0.01%
	AOL NetFind	3	0.00%
	Google France	2	0.00%
	MSN	2	0.00%
	Yahoo India	1	0.00%
■ 42.	agency	281	0.30%
	Google	248	0.27%
	Yahoo	15	0.02%
	AOL NetFind	6	0.01%
	Google Canada	4	0.00%
	Google Australia	3	0.00%
	Lycos	2	0.00%
	Google Germany	1	0.00%

	Keywords Engines	Referrals	% Referrals
	MSN	1	0.00%
	Google UK	1	0.00%
■ 43.	business	272	0.29%
	Google	223	0.24%
	Yahoo	21	0.02%
	Google Australia	6	0.01%
	Google Canada	5	0.01%
	MSN	5	0.01%
	Yahoo Canada	2	0.00%
	AOL NetFind	2	0.00%
	Google France	2	0.00%
	Google UK	2	0.00%
	Yahoo Spain	1	0.00%
	AltaVista	1	0.00%
	Google Germany	1	0.00%
	Yahoo Australia & NZ	1	0.00%
■ 44.	how	269	0.29%
	Google	195	0.21%
	Google UK	26	0.03%
	Yahoo	17	0.02%
	Google Canada	17	0.02%
	Google Australia	5	0.01%
	AOL NetFind	5	0.01%
	MSN	2	0.00%
	CNET Search.com	1	0.00%
	CompuServe	1	0.00%
■ 45.	technology	256	0.27%
	Google	207	0.22%
	Yahoo	15	0.02%
	Google Canada	10	0.01%
	MSN	6	0.01%
	Google Australia	6	0.01%
	Google UK	6	0.01%
	Google Germany	2	0.00%
	Google France	1	0.00%
	CNET Search.com	1	0.00%
	Google Japan	1	0.00%
	AOL NetFind	1	0.00%
■ 46.	national	255	0.27%
	Google	197	0.21%

	Keywords Engines	Referrals	% Referrals
	Yahoo	31	0.03%
	AOL NetFind	6	0.01%
	Naver	5	0.01%
	Google Canada	4	0.00%
	Google UK	4	0.00%
	AltaVista	3	0.00%
	MSN	2	0.00%
	Yahoo Canada	2	0.00%
	Google France	1	0.00%
■ 47.	small	252	0.27%
	Google	214	0.23%
	Yahoo	17	0.02%
	MSN	8	0.01%
	Yahoo Canada	2	0.00%
	Google Australia	2	0.00%
	Google France	2	0.00%
	Google Canada	1	0.00%
	Yahoo Australia & NZ	1	0.00%
	Google UK	1	0.00%
	Google Germany	1	0.00%
	Yahoo Spain	1	0.00%
	AltaVista	1	0.00%
	AOL NetFind	1	0.00%
■ 48.	matter	251	0.27%
	Google	195	0.21%
	Yahoo	19	0.02%
	Yahoo Spain	8	0.01%
	MSN	7	0.01%
	Google UK	4	0.00%
	Google Canada	4	0.00%
	Google Italy	2	0.00%
	Yandex	2	0.00%
	Google Australia	2	0.00%
	AOL NetFind	2	0.00%
	Google Germany	2	0.00%
	Yahoo Canada	1	0.00%
	Google France	1	0.00%
	AltaVista	1	0.00%
	Yahoo Singapore	1	0.00%
■ 49.	program	249	0.27%

	Keywords Engines	Referrals	% Referrals
	Google	200	0.21%
	Yahoo	30	0.03%
	Google Canada	5	0.01%
	MSN	5	0.01%
	Google France	2	0.00%
	Google UK	2	0.00%
	AOL NetFind	1	0.00%
	Google Japan	1	0.00%
	AltaVista	1	0.00%
	Google Germany	1	0.00%
	Google Australia	1	0.00%
■ 50.	ncer	242	0.26%
	Google	212	0.23%
	Yahoo	20	0.02%
	Google Australia	5	0.01%
	Google UK	3	0.00%
	Google Italy	1	0.00%
	Google Canada	1	0.00%
■ 51.	nano	237	0.25%
	Google	208	0.22%
	Yahoo	9	0.01%
	Google UK	7	0.01%
	MSN	3	0.00%
	Google France	3	0.00%
	Google Germany	2	0.00%
	Google Japan	2	0.00%
	AltaVista	1	0.00%
	Google Italy	1	0.00%
	Google Australia	1	0.00%
■ 52.	presentation	237	0.25%
	Google	193	0.21%
	Google UK	14	0.02%
	Yahoo	6	0.01%
	Google Australia	6	0.01%
	Google France	5	0.01%
	Google Japan	4	0.00%
	Google Germany	3	0.00%
	Google Italy	2	0.00%
	Google Canada	2	0.00%
	Google Austria	1	0.00%

	Keywords Engines	Referrals	% Referrals
	Yahoo India	1	0.00%
■ 53.	us	234	0.25%
	Google	193	0.21%
	Yahoo	12	0.01%
	Google UK	9	0.01%
	Google Australia	6	0.01%
	Google Canada	6	0.01%
	MSN	3	0.00%
	Google Germany	2	0.00%
	Yahoo UK & Ireland	1	0.00%
	Google Italy	1	0.00%
	Goo	1	0.00%
■ 54.	human	232	0.25%
	Google	159	0.17%
	Yahoo	19	0.02%
	Google Canada	15	0.02%
	Google UK	13	0.01%
	Yahoo India	6	0.01%
	Google Australia	6	0.01%
	Yahoo Japan	3	0.00%
	MSN	3	0.00%
	Google Germany	2	0.00%
	Yahoo Canada	1	0.00%
	Google France	1	0.00%
	Google Italy	1	0.00%
	AOL NetFind	1	0.00%
	Yahoo Australia & NZ	1	0.00%
	MyNet	1	0.00%
■ 55.	particulate	228	0.24%
	Google	178	0.19%
	Yahoo	16	0.02%
	Google Canada	6	0.01%
	Yahoo Spain	6	0.01%
	MSN	5	0.01%
	Google UK	4	0.00%
	Google Italy	2	0.00%
	Yandex	2	0.00%
	Google Australia	2	0.00%
	Google Germany	2	0.00%
	Yahoo Canada	1	0.00%

	Keywords Engines	Referrals	% Referrals
	AltaVista	1	0.00%
	AOL NetFind	1	0.00%
	Yahoo India	1	0.00%
	Yahoo Singapore	1	0.00%
■ 56.	quality	225	0.24%
	Google	172	0.18%
	Yahoo	15	0.02%
	Google UK	13	0.01%
	Google Australia	7	0.01%
	Google Canada	5	0.01%
	Google Germany	4	0.00%
	MSN	4	0.00%
	Google France	2	0.00%
	Google Italy	1	0.00%
	Yahoo India	1	0.00%
	AOL NetFind	1	0.00%
■ 57.	development	214	0.23%
	Google	163	0.18%
	Google UK	16	0.02%
	Yahoo	15	0.02%
	Google Australia	6	0.01%
	Google Canada	6	0.01%
	MSN	3	0.00%
	AOL NetFind	2	0.00%
	Google Italy	2	0.00%
	AltaVista	1	0.00%
■ 58.	design	206	0.22%
	Google	167	0.18%
	Yahoo	14	0.02%
	Google UK	6	0.01%
	Naver	5	0.01%
	Google Canada	4	0.00%
	Google Australia	4	0.00%
	Yahoo Spain	2	0.00%
	Yahoo UK & Ireland	1	0.00%
	Google France	1	0.00%
	Google Italy	1	0.00%
	MSN	1	0.00%
■ 59.	treatment	205	0.22%
	Google	160	0.17%

	Keywords Engines	Referrals	% Referrals
	Yahoo	18	0.02%
	MSN	7	0.01%
	Google UK	5	0.01%
	Yahoo Japan	3	0.00%
	Google Italy	3	0.00%
	Google Australia	2	0.00%
	Google Germany	2	0.00%
	Mamma	2	0.00%
	AOL NetFind	1	0.00%
	HotBot	1	0.00%
	Yahoo Singapore	1	0.00%
■ 60.	is	199	0.21%
	Google	152	0.16%
	Yahoo	11	0.01%
	Google Canada	9	0.01%
	Google UK	9	0.01%
	AOL NetFind	7	0.01%
	Google Australia	6	0.01%
	Yahoo Singapore	1	0.00%
	MSN	1	0.00%
	Google France	1	0.00%
	Google Italy	1	0.00%
	Yahoo Spain	1	0.00%
■ 61.	p3	197	0.21%
	Google	149	0.16%
	Yahoo	30	0.03%
	MSN	8	0.01%
	Google Canada	5	0.01%
	Yahoo Canada	2	0.00%
	AOL NetFind	1	0.00%
	Google Germany	1	0.00%
	Google UK	1	0.00%
■ 62.	filetype:pdf	195	0.21%
	Google	189	0.20%
	Google UK	2	0.00%
	Google Canada	2	0.00%
	Google Germany	1	0.00%
	Google Japan	1	0.00%
■ 63.	assessment	181	0.19%
	Google	129	0.14%

	Keywords Engines	Referrals	% Referrals
	Google Canada	15	0.02%
	Yahoo	12	0.01%
	MSN	5	0.01%
	Google UK	5	0.01%
	Google France	4	0.00%
	Google Australia	4	0.00%
	AltaVista	3	0.00%
	Google Italy	2	0.00%
	Google Austria	1	0.00%
	Google Germany	1	0.00%
■ 64.	asthma	180	0.19%
	Google	135	0.15%
	Yahoo	22	0.02%
	Google UK	11	0.01%
	MSN	2	0.00%
	Yahoo Japan	2	0.00%
	Google Australia	2	0.00%
	AltaVista	1	0.00%
	Google Canada	1	0.00%
	Yahoo UK & Ireland	1	0.00%
	Google France	1	0.00%
	Yahoo Taiwan	1	0.00%
	AOL NetFind	1	0.00%
■ 65.	application	176	0.19%
	Google	153	0.16%
	Google Canada	7	0.01%
	Google Australia	5	0.01%
	Google UK	3	0.00%
	Yahoo	2	0.00%
	Google Italy	2	0.00%
	Google Germany	1	0.00%
	MSN	1	0.00%
	Google Japan	1	0.00%
	Google France	1	0.00%
■ 66.	with	175	0.19%
	Google	140	0.15%
	Yahoo	9	0.01%
	Google UK	8	0.01%
	Google Australia	6	0.01%
	Google Canada	5	0.01%

	Keywords Engines	Referrals	% Referrals
	AOL NetFind	3	0.00%
	Google Germany	2	0.00%
	Google France	1	0.00%
	MSN	1	0.00%
■ 67.	global	173	0.19%
	Google	136	0.15%
	Google UK	9	0.01%
	Yahoo	7	0.01%
	Google Canada	6	0.01%
	Google Australia	5	0.01%
	Google Germany	4	0.00%
	MSN	3	0.00%
	Google France	1	0.00%
	AOL NetFind	1	0.00%
	Yahoo Canada	1	0.00%
■ 68.	sustainability	172	0.18%
	Google	152	0.16%
	Google Australia	6	0.01%
	Google UK	6	0.01%
	Google Canada	3	0.00%
	Google Germany	2	0.00%
	MSN	1	0.00%
	Yahoo	1	0.00%
	Google Italy	1	0.00%
■ 69.	green	164	0.18%
	Google	147	0.16%
	Yahoo	8	0.01%
	Google Canada	2	0.00%
	Google UK	2	0.00%
	Google Australia	1	0.00%
	Google Japan	1	0.00%
	Google France	1	0.00%
	Google Germany	1	0.00%
	AltaVista	1	0.00%
■ 70.	by	160	0.17%
	Google	118	0.13%
	Yahoo	28	0.03%
	Google UK	5	0.01%
	Google Canada	3	0.00%
	Google Germany	2	0.00%

	Keywords Engines	Referrals	% Referrals
	AOL NetFind	2	0.00%
	MSN	2	0.00%
■ 71.	from	159	0.17%
	Google	123	0.13%
	Yahoo	16	0.02%
	Google UK	8	0.01%
	Google Germany	4	0.00%
	Google Canada	3	0.00%
	Google Australia	2	0.00%
	Google Japan	1	0.00%
	Yahoo India	1	0.00%
	Google France	1	0.00%
■ 72.	model	156	0.17%
	Google	125	0.13%
	Yahoo	14	0.02%
	Google Canada	5	0.01%
	Google UK	5	0.01%
	Google Australia	2	0.00%
	Google Japan	1	0.00%
	Google France	1	0.00%
	Yahoo Singapore	1	0.00%
	Netscape	1	0.00%
	MSN	1	0.00%
■ 73.	risk	155	0.17%
	Google	111	0.12%
	Google UK	10	0.01%
	Google Canada	8	0.01%
	Yahoo	7	0.01%
	MSN	6	0.01%
	Google France	4	0.00%
	Google Germany	2	0.00%
	Google Australia	2	0.00%
	Yahoo Taiwan	2	0.00%
	Google Italy	2	0.00%
	AltaVista	1	0.00%
■ 74.	impact	154	0.17%
	Google	111	0.12%
	Google Canada	13	0.01%
	Yahoo	9	0.01%
	Google UK	7	0.01%

	Keywords Engines	Referrals	% Referrals
	Google Australia	6	0.01%
	Google France	2	0.00%
	MSN	2	0.00%
	Yahoo India	1	0.00%
	AOL NetFind	1	0.00%
	AltaVista	1	0.00%
	Yahoo Spain	1	0.00%
■ 75.	project	152	0.16%
	Google	111	0.12%
	Yahoo	16	0.02%
	Google UK	5	0.01%
	Google Italy	5	0.01%
	Google Canada	5	0.01%
	MSN	4	0.00%
	Google Australia	2	0.00%
	Google France	2	0.00%
	Yahoo India	1	0.00%
	AOL NetFind	1	0.00%
■ 76.	services	151	0.16%
	Google	136	0.15%
	Google UK	5	0.01%
	Yahoo	3	0.00%
	Google Germany	3	0.00%
	Google Canada	2	0.00%
	CNET Search.com	1	0.00%
	Google Australia	1	0.00%
■ 77.	are	150	0.16%
	Google	117	0.13%
	Yahoo	10	0.01%
	Google UK	9	0.01%
	Google Canada	7	0.01%
	Google Australia	4	0.00%
	Google Germany	2	0.00%
	MSN	1	0.00%
■ 78.	exposure	149	0.16%
	Google	109	0.12%
	Yahoo	13	0.01%
	Google Canada	8	0.01%
	Google UK	6	0.01%
	Google France	4	0.00%

	Keywords Engines	Referrals	% Referrals
	MSN	2	0.00%
	Yahoo India	1	0.00%
	Yahoo Taiwan	1	0.00%
	Yahoo Singapore	1	0.00%
	Google Italy	1	0.00%
	Google Australia	1	0.00%
	AOL NetFind	1	0.00%
	Netscape	1	0.00%
■ 79.	conference	146	0.16%
	Google	124	0.13%
	MSN	4	0.00%
	Google Japan	4	0.00%
	Google Canada	3	0.00%
	Google Italy	3	0.00%
	Yahoo	2	0.00%
	Google UK	2	0.00%
	Google Germany	1	0.00%
	Google France	1	0.00%
	AltaVista	1	0.00%
	AOL NetFind	1	0.00%
■ 80.	effect	145	0.16%
	Google	107	0.11%
	Google UK	9	0.01%
	Yahoo	8	0.01%
	Google Canada	6	0.01%
	Google Italy	5	0.01%
	Google Japan	2	0.00%
	Google Austria	2	0.00%
	Google Germany	1	0.00%
	Yahoo Canada	1	0.00%
	AltaVista	1	0.00%
	Yahoo Spain	1	0.00%
	Yahoo Australia & NZ	1	0.00%
	AOL NetFind	1	0.00%
■ 81.	phase	141	0.15%
	Google	117	0.13%
	Yahoo	13	0.01%
	Google Canada	6	0.01%
	MSN	2	0.00%
	Google France	1	0.00%

	Keywords Engines	Referrals	% Referrals
	Google Germany	1	0.00%
	Google Italy	1	0.00%
■ 82.	endocrine	135	0.15%
	Google	94	0.10%
	Yahoo	12	0.01%
	Google Canada	6	0.01%
	Google Australia	6	0.01%
	Google UK	3	0.00%
	Google Germany	3	0.00%
	Google Italy	3	0.00%
	Yahoo Taiwan	2	0.00%
	MSN	2	0.00%
	Google France	1	0.00%
	AltaVista	1	0.00%
	Yahoo Singapore	1	0.00%
	Yahoo Germany	1	0.00%
■ 83.	study	132	0.14%
	Google	108	0.12%
	Yahoo	12	0.01%
	Google Canada	4	0.00%
	MSN	3	0.00%
	Google UK	2	0.00%
	Google Germany	2	0.00%
	Google France	1	0.00%
■ 84.	ecological	129	0.14%
	Google	98	0.11%
	Google Canada	8	0.01%
	Yahoo	6	0.01%
	Google Australia	5	0.01%
	Google UK	5	0.01%
	Google France	2	0.00%
	MSN	2	0.00%
	Google Germany	1	0.00%
	Netscape	1	0.00%
	Yahoo Canada	1	0.00%
■ 85.	system	128	0.14%
	Google	92	0.10%
	Yahoo	14	0.02%
	MSN	5	0.01%
	Google UK	4	0.00%

	Keywords Engines	Referrals	% Referrals
	Yahoo Japan	3	0.00%
	Google Canada	3	0.00%
	Yahoo Singapore	3	0.00%
	Google Italy	1	0.00%
	AOL NetFind	1	0.00%
	Google Australia	1	0.00%
	Google Japan	1	0.00%
■ 86.	new	127	0.14%
	Google	104	0.11%
	Yahoo	9	0.01%
	Google Germany	5	0.01%
	AOL NetFind	4	0.00%
	Google Canada	3	0.00%
	Google UK	1	0.00%
	Google Italy	1	0.00%
■ 87.	food	126	0.14%
	Google	112	0.12%
	Google Australia	5	0.01%
	Google Canada	4	0.00%
	Google France	1	0.00%
	Google Germany	1	0.00%
	MSN	1	0.00%
	Google UK	1	0.00%
	Yahoo Spain	1	0.00%
■ 88.	opportunities	126	0.14%
	Google	113	0.12%
	Yahoo	5	0.01%
	MSN	4	0.00%
	Google Canada	3	0.00%
	Google France	1	0.00%
■ 89.	sustainable	124	0.13%
	Google	107	0.11%
	Naver	5	0.01%
	Yahoo	4	0.00%
	Google UK	3	0.00%
	Google Australia	2	0.00%
	MSN	2	0.00%
	Google Canada	1	0.00%
■ 90.	events	124	0.13%
	Google	110	0.12%

	Keywords Engines	Referrals	% Referrals
	Google Canada	6	0.01%
	Google UK	3	0.00%
	Yahoo	1	0.00%
	AOL NetFind	1	0.00%
	Google Italy	1	0.00%
	Google France	1	0.00%
	MSN	1	0.00%
■ 91.	autism	121	0.13%
	Google	80	0.09%
	Yahoo	23	0.02%
	Google UK	6	0.01%
	Google Canada	5	0.01%
	Google Australia	2	0.00%
	Yahoo Canada	1	0.00%
	MSN	1	0.00%
	Yahoo Singapore	1	0.00%
	Yahoo Spain	1	0.00%
	AOL NetFind	1	0.00%
■ 92.	management	119	0.13%
	Google	106	0.11%
	Google UK	3	0.00%
	Google Germany	2	0.00%
	Yahoo	2	0.00%
	MSN	1	0.00%
	Google Italy	1	0.00%
	Google France	1	0.00%
	Yahoo Spain	1	0.00%
	Google Canada	1	0.00%
	Google Australia	1	0.00%
■ 93.	dc	117	0.13%
	Google	109	0.12%
	MSN	4	0.00%
	Yahoo	3	0.00%
	AOL NetFind	1	0.00%
■ 94.	undergraduate	117	0.13%
	Google	105	0.11%
	Yahoo	4	0.00%
	Google Canada	3	0.00%
	MSN	1	0.00%
	Google Australia	1	0.00%

	Keywords Engines	Referrals	% Referrals
	AOL NetFind	1	0.00%
	Google France	1	0.00%
	Google UK	1	0.00%
■ 95.	plaza	115	0.12%
	Google	109	0.12%
	Google UK	3	0.00%
	Google Canada	2	0.00%
	Google Japan	1	0.00%
■ 96.	chemical	115	0.12%
	Google	84	0.09%
	Google Italy	9	0.01%
	Google UK	9	0.01%
	Google Australia	4	0.00%
	Google Canada	3	0.00%
	Google France	2	0.00%
	Yahoo	2	0.00%
	MSN	1	0.00%
	Google Austria	1	0.00%
■ 97.	drinking	114	0.12%
	Google	77	0.08%
	Yahoo	17	0.02%
	Google UK	5	0.01%
	Google France	4	0.00%
	MSN	2	0.00%
	Mamma	2	0.00%
	Google Australia	2	0.00%
	AltaVista	2	0.00%
	Yahoo India	1	0.00%
	AOL NetFind	1	0.00%
	Google Canada	1	0.00%
■ 98.	awards	113	0.12%
	Google	91	0.10%
	Yahoo	8	0.01%
	Yahoo Spain	6	0.01%
	Google UK	3	0.00%
	Google Canada	2	0.00%
	AOL NetFind	1	0.00%
	Google France	1	0.00%
	Google Australia	1	0.00%
■ 99.	microbial	112	0.12%

	Keywords Engines	Referrals	% Referrals
	Google	103	0.11%
	Yahoo	4	0.00%
	Google Germany	2	0.00%
	MSN	1	0.00%
	Google Australia	1	0.00%
	Google UK	1	0.00%
■ 100.	growth	112	0.12%
	Google	98	0.11%
	Google UK	7	0.01%
	Yahoo	4	0.00%
	Google Germany	1	0.00%
	Yahoo Canada	1	0.00%
	Google Australia	1	0.00%
■ 101.	carbon	111	0.12%
	Google	89	0.10%
	Yahoo	6	0.01%
	Google UK	4	0.00%
	Google Germany	3	0.00%
	Google France	2	0.00%
	Google Australia	2	0.00%
	Google Italy	2	0.00%
	AltaVista	1	0.00%
	Google Japan	1	0.00%
	Yahoo UK & Ireland	1	0.00%
■ 102.	about	111	0.12%
	Google	93	0.10%
	Yahoo	8	0.01%
	Google UK	3	0.00%
	MSN	2	0.00%
	Yahoo India	2	0.00%
	Google Australia	1	0.00%
	Google France	1	0.00%
	AOL NetFind	1	0.00%
■ 103.	public	110	0.12%
	Google	90	0.10%
	Yahoo	8	0.01%
	Google UK	4	0.00%
	MSN	3	0.00%
	Google Canada	3	0.00%
	Google Germany	1	0.00%

	Keywords Engines	Referrals	% Referrals
	AOL NetFind	1	0.00%
■ 104.	proposal	109	0.12%
	Google	80	0.09%
	Yahoo	14	0.02%
	MSN	7	0.01%
	Google UK	3	0.00%
	Google Canada	3	0.00%
	Google Australia	2	0.00%
■ 105.	washington	107	0.11%
	Google	94	0.10%
	Yahoo	6	0.01%
	AOL NetFind	3	0.00%
	Google Australia	2	0.00%
	Yahoo UK & Ireland	1	0.00%
	Google Canada	1	0.00%
■ 106.	mercury	105	0.11%
	Google	82	0.09%
	Google UK	8	0.01%
	Yahoo	5	0.01%
	Google Italy	3	0.00%
	Yahoo Spain	3	0.00%
	Google Canada	3	0.00%
	All The Web	1	0.00%
■ 107.	that	103	0.11%
	Google	67	0.07%
	Yahoo	15	0.02%
	Google Canada	6	0.01%
	Google UK	6	0.01%
	Google Australia	6	0.01%
	AltaVista	1	0.00%
	Yahoo UK & Ireland	1	0.00%
	MSN	1	0.00%
■ 108.	problems	103	0.11%
	Google	96	0.10%
	Google UK	3	0.00%
	Google Germany	1	0.00%
	Google Australia	1	0.00%
	Yahoo India	1	0.00%
	Yahoo	1	0.00%
■ 109.	biodiversity	101	0.11%

	Keywords Engines	Referrals	% Referrals
	Google	57	0.06%
	Yahoo	16	0.02%
	Google Australia	7	0.01%
	MSN	5	0.01%
	Google UK	5	0.01%
	Google Canada	4	0.00%
	Yahoo Japan	2	0.00%
	Google Germany	2	0.00%
	Google Japan	2	0.00%
	Google Italy	1	0.00%
■ 110.	energy	100	0.11%
	Google	84	0.09%
	Yahoo	4	0.00%
	Google UK	3	0.00%
	Google Italy	2	0.00%
	Google Canada	2	0.00%
	Yahoo Canada	2	0.00%
	MSN	2	0.00%
	Google Germany	1	0.00%
■ 111.	decision	100	0.11%
	Google	72	0.08%
	Google UK	7	0.01%
	Google Canada	6	0.01%
	Yahoo	4	0.00%
	Google Australia	4	0.00%
	MSN	4	0.00%
	Google France	2	0.00%
	Google Italy	1	0.00%
■ 112.	arsenic	98	0.11%
	Google	69	0.07%
	Yahoo	6	0.01%
	MSN	5	0.01%
	Google UK	3	0.00%
	Google Italy	3	0.00%
	Google Canada	3	0.00%
	AOL NetFind	2	0.00%
	Google Germany	1	0.00%
	Yahoo UK & Ireland	1	0.00%
	Yahoo India	1	0.00%
	Yahoo Australia & NZ	1	0.00%

	Keywords Engines	Referrals	% Referrals
	Google Japan	1	0.00%
	Yahoo Taiwan	1	0.00%
	Google Australia	1	0.00%
■ 113.	usepa	98	0.11%
	Google	75	0.08%
	Yahoo	11	0.01%
	MSN	3	0.00%
	Google Canada	2	0.00%
	Google UK	2	0.00%
	Google Australia	2	0.00%
	Google France	1	0.00%
	Google Japan	1	0.00%
	AltaVista	1	0.00%
■ 114.	analysis	96	0.10%
	Google	74	0.08%
	Yahoo	11	0.01%
	Google Italy	2	0.00%
	Google Canada	2	0.00%
	Google Australia	2	0.00%
	Google UK	2	0.00%
	AltaVista	1	0.00%
	Google France	1	0.00%
	Google Germany	1	0.00%
■ 115.	use	96	0.10%
	Google	81	0.09%
	Yahoo	4	0.00%
	Google UK	3	0.00%
	Google Canada	3	0.00%
	AOL NetFind	2	0.00%
	Google Australia	1	0.00%
	Yahoo Canada	1	0.00%
	Google Italy	1	0.00%
■ 116.	plant	95	0.10%
	Google	82	0.09%
	Yahoo	7	0.01%
	Google UK	2	0.00%
	MSN	1	0.00%
	Google France	1	0.00%
	Google Italy	1	0.00%
	Google Australia	1	0.00%

	Keywords Engines	Referrals	% Referrals
■ 117.	soil	95	0.10%
	Google	81	0.09%
	Google UK	5	0.01%
	Yahoo	3	0.00%
	AltaVista	2	0.00%
	Google Canada	1	0.00%
	Yahoo Spain	1	0.00%
	MSN	1	0.00%
	Google Australia	1	0.00%
■ 118.	information	95	0.10%
	Google	81	0.09%
	Yahoo	3	0.00%
	Google Australia	2	0.00%
	Yahoo India	2	0.00%
	MSN	2	0.00%
	Google UK	2	0.00%
	Google Canada	1	0.00%
	Yahoo Taiwan	1	0.00%
	Google Japan	1	0.00%
■ 119.	foods	94	0.10%
	Google	91	0.10%
	Yahoo	2	0.00%
	Google Australia	1	0.00%
■ 120.	an	94	0.10%
	Google	68	0.07%
	Google UK	5	0.01%
	AOL NetFind	4	0.00%
	MSN	4	0.00%
	Yahoo	4	0.00%
	Google Canada	4	0.00%
	Google Australia	3	0.00%
	Yahoo Taiwan	1	0.00%
	Google Germany	1	0.00%
■ 121.	gro	94	0.10%
	Google	89	0.10%
	Yahoo	3	0.00%
	Google Germany	1	0.00%
	Google Australia	1	0.00%
■ 122.	award	93	0.10%
	Google	79	0.08%

	Keywords Engines	Referrals	% Referrals
	Yahoo	7	0.01%
	AOL NetFind	1	0.00%
	MSN	1	0.00%
	Google Canada	1	0.00%
	Google UK	1	0.00%
	Google Australia	1	0.00%
	Google France	1	0.00%
	Google Italy	1	0.00%
■ 123.	at	91	0.10%
	Google	82	0.09%
	Google Canada	4	0.00%
	Google Australia	2	0.00%
	Yahoo	1	0.00%
	MSN	1	0.00%
	AltaVista	1	0.00%
■ 124.	remote	91	0.10%
	Google	86	0.09%
	Google Canada	3	0.00%
	Google UK	1	0.00%
	Google France	1	0.00%
■ 125.	different	90	0.10%
	Google	89	0.10%
	Yahoo	1	0.00%
■ 126.	nuclear	90	0.10%
	Google	89	0.10%
	Yahoo	1	0.00%
■ 127.	va	90	0.10%
	Google	89	0.10%
	Yahoo	1	0.00%
■ 128.	disease	90	0.10%
	Google	75	0.08%
	Yahoo	5	0.01%
	Google UK	3	0.00%
	MSN	2	0.00%
	Google Canada	2	0.00%
	Google France	1	0.00%
	Google Italy	1	0.00%
	AOL NetFind	1	0.00%
■ 129.	nanomaterials	89	0.10%
	Google	62	0.07%

	Keywords Engines	Referrals	% Referrals
	Google Canada	11	0.01%
	Yahoo	5	0.01%
	Google UK	4	0.00%
	Google France	3	0.00%
	Google Australia	1	0.00%
	Yahoo India	1	0.00%
	Yandex	1	0.00%
	Google Italy	1	0.00%
■ 130.	ecosystems	88	0.09%
	Google	65	0.07%
	Google UK	8	0.01%
	Google Canada	7	0.01%
	Google Australia	3	0.00%
	MSN	3	0.00%
	AOL NetFind	1	0.00%
	Yahoo	1	0.00%
■ 131.	sensing	88	0.09%
	Google	83	0.09%
	Yahoo	2	0.00%
	Google Canada	1	0.00%
	Google UK	1	0.00%
	Google France	1	0.00%
■ 132.	student	88	0.09%
	Google	70	0.08%
	Yahoo	6	0.01%
	Google Canada	5	0.01%
	Google UK	4	0.00%
	Google Italy	2	0.00%
	AOL NetFind	1	0.00%
■ 133.	review	88	0.09%
	Google	69	0.07%
	Google UK	6	0.01%
	Google Canada	3	0.00%
	Yahoo	3	0.00%
	Yahoo India	2	0.00%
	Google Australia	2	0.00%
	MSN	1	0.00%
	Yahoo UK & Ireland	1	0.00%
	Google Germany	1	0.00%
■ 134.	support	87	0.09%

	Keywords Engines	Referrals	% Referrals
	Google	69	0.07%
	Google UK	4	0.00%
	MSN	4	0.00%
	Yahoo	3	0.00%
	AOL NetFind	3	0.00%
	Google Canada	3	0.00%
	Google Italy	1	0.00%
■ 135.	biodiesel	86	0.09%
	Google	75	0.08%
	Google UK	3	0.00%
	Google Canada	2	0.00%
	Yahoo	1	0.00%
	Google Germany	1	0.00%
	Google Australia	1	0.00%
	Goo	1	0.00%
	Google Italy	1	0.00%
	AOL NetFind	1	0.00%
■ 136.	eat	86	0.09%
	Google	85	0.09%
	Google UK	1	0.00%
■ 137.	innovation	86	0.09%
	Google	74	0.08%
	Yahoo	4	0.00%
	MSN	4	0.00%
	Yahoo Spain	1	0.00%
	AltaVista	1	0.00%
	Google Canada	1	0.00%
	Yahoo Australia & NZ	1	0.00%
■ 138.	projects	86	0.09%
	Google	66	0.07%
	Yahoo	8	0.01%
	Google Canada	3	0.00%
	Google Australia	3	0.00%
	Google UK	2	0.00%
	Yahoo India	2	0.00%
	MSN	1	0.00%
	Yahoo UK & Ireland	1	0.00%
■ 139.	california	86	0.09%
	Google	69	0.07%
	Yahoo	5	0.01%

	Keywords Engines	Referrals	% Referrals
	Google Australia	4	0.00%
	Google Canada	2	0.00%
	Yahoo Spain	2	0.00%
	Google Japan	1	0.00%
	Google Italy	1	0.00%
	Google Germany	1	0.00%
	MSN	1	0.00%
■ 140.	process	85	0.09%
	Google	59	0.06%
	Yahoo	11	0.01%
	Google Canada	6	0.01%
	Google UK	3	0.00%
	Google Germany	2	0.00%
	Google Italy	1	0.00%
	Goo	1	0.00%
	Google Japan	1	0.00%
	Google Australia	1	0.00%
■ 141.	metals	85	0.09%
	Google	68	0.07%
	Yahoo	7	0.01%
	MSN	4	0.00%
	Yahoo Spain	1	0.00%
	Google Canada	1	0.00%
	Google France	1	0.00%
	Google Germany	1	0.00%
	Google Italy	1	0.00%
	Google UK	1	0.00%
■ 142.	waste	84	0.09%
	Google	67	0.07%
	Yahoo	6	0.01%
	MSN	3	0.00%
	Google Canada	2	0.00%
	Google UK	2	0.00%
	Google France	1	0.00%
	Yahoo India	1	0.00%
	AOL NetFind	1	0.00%
	Google Italy	1	0.00%
■ 143.	aquatic	84	0.09%
	Google	60	0.06%
	Google Canada	9	0.01%

	Keywords Engines	Referrals	% Referrals
	Yahoo	5	0.01%
	Google UK	4	0.00%
	MSN	2	0.00%
	Google Germany	1	0.00%
	Google Austria	1	0.00%
	Yahoo Canada	1	0.00%
	Yahoo Spain	1	0.00%
■ 144.	workshop	83	0.09%
	Google	76	0.08%
	Google UK	2	0.00%
	Yahoo	2	0.00%
	Google Italy	2	0.00%
	Google France	1	0.00%
■ 145.	nanoparticles	82	0.09%
	Google	62	0.07%
	Google Italy	5	0.01%
	Google France	4	0.00%
	Google UK	3	0.00%
	Google Australia	2	0.00%
	Yahoo	2	0.00%
	Yandex	2	0.00%
	Google Germany	1	0.00%
	Google Canada	1	0.00%
■ 146.	natural	82	0.09%
	Google	59	0.06%
	Yahoo	7	0.01%
	Google Australia	5	0.01%
	Google UK	3	0.00%
	Google Germany	2	0.00%
	MSN	2	0.00%
	Google France	2	0.00%
	Google Canada	1	0.00%
	AOL NetFind	1	0.00%
■ 147.	potential	80	0.09%
	Google Australia	53	0.06%
	Google	24	0.03%
	Google Canada	2	0.00%
	MSN	1	0.00%
■ 148.	results	79	0.08%
	Google	63	0.07%

	Keywords Engines	Referrals	% Referrals
	Google Canada	6	0.01%
	Google UK	3	0.00%
	Yahoo	3	0.00%
	Google Australia	2	0.00%
	AOL NetFind	1	0.00%
	MSN	1	0.00%
■ 149.	wetland	78	0.08%
	Google	71	0.08%
	Google UK	3	0.00%
	Google Australia	2	0.00%
	Yahoo	1	0.00%
	Google Canada	1	0.00%
■ 150.	community	78	0.08%
	Google	65	0.07%
	Yahoo	4	0.00%
	MSN	3	0.00%
	Google Canada	3	0.00%
	Google Australia	2	0.00%
	Google UK	1	0.00%
■ 151.	paper	77	0.08%
	Google	57	0.06%
	Yahoo	13	0.01%
	Google Canada	2	0.00%
	Google UK	2	0.00%
	MSN	1	0.00%
	AltaVista	1	0.00%
	Google Australia	1	0.00%
■ 152.	state	77	0.08%
	Google	68	0.07%
	Yahoo	4	0.00%
	Google Canada	2	0.00%
	Google UK	1	0.00%
	Google Germany	1	0.00%
	MSN	1	0.00%
■ 153.	consequences	76	0.08%
	Google	54	0.06%
	Google UK	6	0.01%
	Yahoo India	6	0.01%
	Google Australia	3	0.00%
	Yahoo	2	0.00%

	Keywords Engines	Referrals	% Referrals
	Google Canada	2	0.00%
	AOL NetFind	1	0.00%
	MSN	1	0.00%
	Google Germany	1	0.00%
■ 154.	gas	76	0.08%
	Google	53	0.06%
	Google Canada	7	0.01%
	MSN	5	0.01%
	Yahoo	5	0.01%
	Google UK	2	0.00%
	Google France	1	0.00%
	Google Australia	1	0.00%
	Yahoo Spain	1	0.00%
	AOL NetFind	1	0.00%
■ 155.	crowne	76	0.08%
	Google	72	0.08%
	Google UK	3	0.00%
	Google Japan	1	0.00%
■ 156.	does	76	0.08%
	Google	59	0.06%
	Google UK	5	0.01%
	Google Australia	4	0.00%
	Yahoo	3	0.00%
	Google Canada	3	0.00%
	AOL NetFind	2	0.00%
■ 157.	topics	76	0.08%
	Google	47	0.05%
	Yahoo	25	0.03%
	Yahoo India	1	0.00%
	Google Canada	1	0.00%
	Google UK	1	0.00%
	All The Web	1	0.00%
■ 158.	engineering	75	0.08%
	Google	67	0.07%
	Google Canada	2	0.00%
	AltaVista	1	0.00%
	Google Japan	1	0.00%
	Google UK	1	0.00%
	MSN	1	0.00%
	Yahoo	1	0.00%

	Keywords Engines	Referrals	% Referrals
	Google Australia	1	0.00%
■ 159.	programs	75	0.08%
	Google	60	0.06%
	Yahoo	5	0.01%
	AOL NetFind	4	0.00%
	Google Canada	3	0.00%
	Google Germany	1	0.00%
	Google Australia	1	0.00%
	Google UK	1	0.00%
■ 160.	heavy	75	0.08%
	Google	53	0.06%
	Yahoo	9	0.01%
	MSN	4	0.00%
	Google Canada	2	0.00%
	Google France	2	0.00%
	Yahoo Spain	1	0.00%
	AOL NetFind	1	0.00%
	Google Austria	1	0.00%
	Google Germany	1	0.00%
	Google UK	1	0.00%
■ 161.	polymer	75	0.08%
	Google	67	0.07%
	Yahoo	2	0.00%
	Google Canada	1	0.00%
	Google Japan	1	0.00%
	Google UK	1	0.00%
	Google Australia	1	0.00%
	Google Germany	1	0.00%
	Google Italy	1	0.00%
■ 162.	lead	75	0.08%
	Google	62	0.07%
	Google Canada	6	0.01%
	Google UK	3	0.00%
	Yahoo	2	0.00%
	MSN	1	0.00%
	Google Australia	1	0.00%
■ 163.	arlington	75	0.08%
	Google	69	0.07%
	Google UK	3	0.00%
	Google Canada	2	0.00%

	Keywords Engines	Referrals	% Referrals
	Google Japan	1	0.00%
■ 164.	studies	74	0.08%
	Google	56	0.06%
	Yahoo	7	0.01%
	Google UK	3	0.00%
	Google Canada	3	0.00%
	MSN	2	0.00%
	Google Germany	1	0.00%
	Netscape	1	0.00%
	Yahoo Taiwan	1	0.00%
■ 165.	you	74	0.08%
	Google	65	0.07%
	MSN	2	0.00%
	Google UK	2	0.00%
	Google Canada	2	0.00%
	Google Australia	2	0.00%
	AOL NetFind	1	0.00%
■ 166.	metal	74	0.08%
	Google	54	0.06%
	Google UK	9	0.01%
	Yahoo	3	0.00%
	Google Canada	3	0.00%
	MSN	1	0.00%
	Google Italy	1	0.00%
	Google France	1	0.00%
	Google Austria	1	0.00%
	Google Australia	1	0.00%
■ 167.	nsf	73	0.08%
	Google	64	0.07%
	Yahoo	6	0.01%
	MSN	2	0.00%
	Google Canada	1	0.00%
■ 168.	students	73	0.08%
	Google	61	0.07%
	Google Canada	4	0.00%
	Google Australia	2	0.00%
	Yahoo	2	0.00%
	AOL NetFind	2	0.00%
	MSN	1	0.00%
	Google UK	1	0.00%

	Keywords Engines	Referrals	% Referrals
■ 169.	achieve	72	0.08%
	Google	65	0.07%
	Google UK	3	0.00%
	Yahoo	3	0.00%
	Google Australia	1	0.00%
■ 170.	2007	72	0.08%
	Google	64	0.07%
	Yahoo	2	0.00%
	Google Germany	2	0.00%
	Google Australia	1	0.00%
	AltaVista	1	0.00%
	Google Italy	1	0.00%
	Google France	1	0.00%
■ 171.	rfa	72	0.08%
	Google	66	0.07%
	Google UK	2	0.00%
	Yahoo	1	0.00%
	Google Australia	1	0.00%
	Google Italy	1	0.00%
■ 172.	do	71	0.08%
	Google	54	0.06%
	Google UK	7	0.01%
	Yahoo	4	0.00%
	Google Canada	3	0.00%
	Google Australia	2	0.00%
	AOL NetFind	1	0.00%
■ 173.	coral	70	0.08%
	Google	55	0.06%
	Google UK	4	0.00%
	Google Canada	3	0.00%
	Google Australia	3	0.00%
	AOL NetFind	2	0.00%
	Google France	1	0.00%
	MSN	1	0.00%
Yahoo	1	0.00%	
■ 174.	ord	70	0.08%
	Google	60	0.06%
	Yahoo	7	0.01%
	Google Canada	2	0.00%

	Keywords Engines	Referrals	% Referrals
	Google Japan	1	0.00%
■ 175.	form	70	0.08%
	Google	61	0.07%
	Yahoo	3	0.00%
	Google UK	2	0.00%
	Google Canada	1	0.00%
	Google Australia	1	0.00%
	MSN	1	0.00%
	Google Germany	1	0.00%
■ 176.	genetically	70	0.08%
	Google	60	0.06%
	Google Australia	4	0.00%
	Google Canada	3	0.00%
	Yahoo	2	0.00%
	Google France	1	0.00%
■ 177.	abstract	69	0.07%
	Google	54	0.06%
	Yahoo	8	0.01%
	Google UK	3	0.00%
	Google Australia	2	0.00%
	Google Italy	1	0.00%
	Google Canada	1	0.00%
■ 178.	u.s.	69	0.07%
	Google	59	0.06%
	Yahoo	4	0.00%
	Google Canada	3	0.00%
	MSN	1	0.00%
	Google Germany	1	0.00%
	Google UK	1	0.00%
■ 179.	systems	68	0.07%
	Google	38	0.04%
	MSN	10	0.01%
	Google UK	5	0.01%
	Yahoo	5	0.01%
	Google Canada	3	0.00%
	AOL NetFind	2	0.00%
	Google Germany	1	0.00%
	Yahoo Spain	1	0.00%
	Netscape	1	0.00%
	Yahoo India	1	0.00%

	Keywords Engines	Referrals	% Referrals
	Google Australia	1	0.00%
■ 180.	chemistry	67	0.07%
	Google	30	0.03%
	Google Germany	11	0.01%
	Google UK	9	0.01%
	Google Canada	6	0.01%
	Yahoo	4	0.00%
	Google France	2	0.00%
	Yahoo India	2	0.00%
	MSN	1	0.00%
	Google Japan	1	0.00%
	AOL NetFind	1	0.00%
■ 181.	methods	67	0.07%
	Google	46	0.05%
	Google UK	6	0.01%
	Yahoo	4	0.00%
	Google Australia	2	0.00%
	Google Canada	2	0.00%
	Yahoo UK & Ireland	2	0.00%
	Google Germany	2	0.00%
	MSN	2	0.00%
	Yahoo India	1	0.00%
■ 182.	neurodevelopmental	66	0.07%
	Google	43	0.05%
	Yahoo	10	0.01%
	Google UK	4	0.00%
	AOL NetFind	3	0.00%
	Google Canada	2	0.00%
	Yahoo Taiwan	1	0.00%
	NineMSN	1	0.00%
	Google Australia	1	0.00%
	Yahoo Canada	1	0.00%
■ 183.	approach	66	0.07%
	Google	46	0.05%
	Google UK	7	0.01%
	Yahoo	5	0.01%
	MSN	3	0.00%
	Google Canada	3	0.00%
	CNET Search.com	1	0.00%
	Google France	1	0.00%

	Keywords Engines	Referrals	% Referrals
■ 184.	government	66	0.07%
	Google	48	0.05%
	MSN	5	0.01%
	Yahoo	4	0.00%
	Google Canada	3	0.00%
	Google UK	2	0.00%
	AOL NetFind	2	0.00%
	Google Australia	2	0.00%
■ 185.	sample	66	0.07%
	Google	54	0.06%
	Yahoo	6	0.01%
	Google Canada	3	0.00%
	MSN	2	0.00%
	Google Germany	1	0.00%
■ 186.	expo	65	0.07%
	Google	49	0.05%
	Naver	5	0.01%
	Yahoo	4	0.00%
	Yahoo Spain	4	0.00%
	Google Australia	2	0.00%
	Yahoo UK & Ireland	1	0.00%
■ 187.	power	65	0.07%
	Google	50	0.05%
	Google UK	4	0.00%
	Google Italy	4	0.00%
	Yahoo	3	0.00%
	Google Australia	1	0.00%
	MSN	1	0.00%
	Netscape	1	0.00%
	Google Canada	1	0.00%
■ 188.	disorders	65	0.07%
	Google	45	0.05%
	Yahoo	8	0.01%
	AOL NetFind	4	0.00%
	Google Canada	2	0.00%
	Yahoo Canada	2	0.00%
	MSN	2	0.00%
	Yahoo Spain	1	0.00%
	Google UK	1	0.00%
■ 189.	city	64	0.07%

	Keywords Engines	Referrals	% Referrals
	Google	55	0.06%
	Yahoo	3	0.00%
	Google Canada	3	0.00%
	MSN	2	0.00%
	AOL NetFind	1	0.00%
■ 190.	ready	64	0.07%
	Google	64	0.07%
■ 191.	applications	64	0.07%
	Google	53	0.06%
	Yahoo	3	0.00%
	Google UK	2	0.00%
	Google Italy	2	0.00%
	Google Canada	1	0.00%
	Google Australia	1	0.00%
	MSN	1	0.00%
	AltaVista	1	0.00%
■ 192.	pesticides	64	0.07%
	Google	44	0.05%
	Yahoo	8	0.01%
	Google Australia	4	0.00%
	Google France	3	0.00%
	Google Canada	2	0.00%
	MSN	1	0.00%
	Google Italy	1	0.00%
	Yahoo Australia & NZ	1	0.00%
■ 193.	land	64	0.07%
	Google	55	0.06%
	Yahoo	2	0.00%
	Google Australia	2	0.00%
	Google Canada	2	0.00%
	Yahoo Canada	1	0.00%
	Google UK	1	0.00%
	Google Italy	1	0.00%
■ 194.	clostridium	64	0.07%
	Google	63	0.07%
	Yahoo	1	0.00%
■ 195.	monitoring	64	0.07%
	Google	52	0.06%
	Google Canada	4	0.00%
	Yahoo Canada	2	0.00%

	Keywords Engines	Referrals	% Referrals
	Yahoo	2	0.00%
	Google Italy	2	0.00%
	Google Australia	1	0.00%
	Yahoo France	1	0.00%
■ 196.	kids	64	0.07%
	Google	52	0.06%
	Google UK	7	0.01%
	Google Australia	2	0.00%
	Google Canada	2	0.00%
	Yahoo	1	0.00%
■ 197.	meeting	63	0.07%
	Google	51	0.05%
	Google Canada	4	0.00%
	Yahoo	2	0.00%
	Google France	1	0.00%
	Google Australia	1	0.00%
	Yahoo Germany	1	0.00%
	Google Japan	1	0.00%
	Netscape	1	0.00%
	MSN	1	0.00%
■ 198.	iron	63	0.07%
	Google	52	0.06%
	Google Canada	4	0.00%
	Google UK	3	0.00%
	Google Australia	2	0.00%
	Google Germany	1	0.00%
	Yahoo Japan	1	0.00%
■ 199.	photofermentation	63	0.07%
	Google	63	0.07%
■ 200.	monod	63	0.07%
	Google	63	0.07%
■ 201.	pasteurianum	63	0.07%
	Google	63	0.07%
■ 202.	michigan	63	0.07%
	Google	57	0.06%
	Yahoo	6	0.01%
■ 203.	point	62	0.07%
	Google	52	0.06%
	Yahoo	3	0.00%
	Google Italy	2	0.00%

	Keywords Engines	Referrals	% Referrals
	Google Australia	1	0.00%
	Netscape	1	0.00%
	Google UK	1	0.00%
	MSN	1	0.00%
	Google Canada	1	0.00%
■ 204.	united	62	0.07%
	Google	51	0.05%
	Google Canada	9	0.01%
	Google France	1	0.00%
	Yahoo	1	0.00%
■ 205.	list	62	0.07%
	Google	52	0.06%
	Yahoo	3	0.00%
	Google Australia	2	0.00%
	Google Canada	2	0.00%
	AOL NetFind	1	0.00%
	Google Germany	1	0.00%
	MSN	1	0.00%
■ 206.	changes	62	0.07%
	Google	45	0.05%
	Yahoo	6	0.01%
	Google Canada	5	0.01%
	Google UK	4	0.00%
	Google Austria	1	0.00%
	Google Australia	1	0.00%
■ 207.	biomarkers	62	0.07%
	Google	44	0.05%
	Google Italy	7	0.01%
	Yahoo	4	0.00%
	Google France	3	0.00%
	Google Canada	2	0.00%
	Google UK	1	0.00%
	Yahoo Germany	1	0.00%
■ 208.	purpose	61	0.07%
	Google	55	0.06%
	Google Canada	3	0.00%
	Yahoo Singapore	1	0.00%
	AOL NetFind	1	0.00%
	Google UK	1	0.00%
■ 209.	site:epa.gov	61	0.07%

	Keywords Engines	Referrals	% Referrals
	Google	58	0.06%
	Google Japan	1	0.00%
	Google UK	1	0.00%
	Yahoo	1	0.00%
■ 210.	population	60	0.06%
	Google	41	0.04%
	Google Canada	6	0.01%
	Google UK	5	0.01%
	Google Australia	4	0.00%
	Yahoo	2	0.00%
	Yahoo Spain	1	0.00%
	AOL NetFind	1	0.00%
■ 211.	transport	60	0.06%
	Google	48	0.05%
	Google Canada	4	0.00%
	Google UK	3	0.00%
	Yahoo	2	0.00%
	Google Australia	1	0.00%
	Google France	1	0.00%
	All The Web	1	0.00%
■ 212.	states	60	0.06%
	Google	48	0.05%
	Google Canada	9	0.01%
	Google France	2	0.00%
	Yahoo	1	0.00%
■ 213.	white	60	0.06%
	Google	47	0.05%
	Yahoo	6	0.01%
	Google Canada	5	0.01%
	Google UK	2	0.00%
■ 214.	behavior	60	0.06%
	Google	44	0.05%
	Yahoo	8	0.01%
	MSN	4	0.00%
	Google UK	2	0.00%
	AOL NetFind	1	0.00%
	Google Japan	1	0.00%
■ 215.	market	60	0.06%
	Google	45	0.05%
	Google UK	4	0.00%

	Keywords Engines	Referrals	% Referrals
	Yahoo	4	0.00%
	Google Canada	2	0.00%
	Google Italy	1	0.00%
	Google Japan	1	0.00%
	Google France	1	0.00%
	Google Australia	1	0.00%
	Google Germany	1	0.00%
■ 216.	can	60	0.06%
	Google	37	0.04%
	Google UK	11	0.01%
	Yahoo	3	0.00%
	MSN	3	0.00%
	Google Canada	2	0.00%
	Google Australia	2	0.00%
	CNET Search.com	1	0.00%
	Yahoo India	1	0.00%
■ 217.	wetlands	60	0.06%
	Google	53	0.06%
	Google Canada	2	0.00%
	Google Australia	2	0.00%
	Yahoo	1	0.00%
	MSN	1	0.00%
	AOL NetFind	1	0.00%
■ 218.	indicators	60	0.06%
	Google	46	0.05%
	Google Canada	5	0.01%
	MSN	4	0.00%
	Yahoo	2	0.00%
	Google France	1	0.00%
	Google UK	1	0.00%
	Google Australia	1	0.00%
■ 219.	bacteria	59	0.06%
	Google	36	0.04%
	Yahoo	16	0.02%
	Google Germany	2	0.00%
	Google Canada	2	0.00%
	Google UK	2	0.00%
	Google Italy	1	0.00%
■ 220.	affect	59	0.06%
	Google	24	0.03%

	Keywords Engines	Referrals	% Referrals
	Google UK	10	0.01%
	Yahoo	8	0.01%
	Google Canada	8	0.01%
	Google Australia	2	0.00%
	MSN	2	0.00%
	AOL NetFind	2	0.00%
	AltaVista	1	0.00%
	CNET Search.com	1	0.00%
	Yahoo UK & Ireland	1	0.00%
■ 221.	news	59	0.06%
	Google	54	0.06%
	Google Canada	2	0.00%
	AOL NetFind	2	0.00%
	MSN	1	0.00%
■ 222.	epa,	59	0.06%
	Google	53	0.06%
	MSN	5	0.01%
	Google Australia	1	0.00%
■ 223.	detection	59	0.06%
	Google	47	0.05%
	Google France	4	0.00%
	Google Canada	4	0.00%
	Yahoo	2	0.00%
	Google UK	1	0.00%
	MSN	1	0.00%
■ 224.	issues	58	0.06%
	Google	48	0.05%
	Google Canada	7	0.01%
	Google UK	2	0.00%
	Google Australia	1	0.00%
■ 225.	temperature	58	0.06%
	Google	57	0.06%
	Google Germany	1	0.00%
■ 226.	impacts	58	0.06%
	Google	42	0.05%
	Google UK	8	0.01%
	Google Australia	5	0.01%
	Google Canada	2	0.00%
	MSN	1	0.00%
■ 227.	remediation	58	0.06%

	Keywords Engines	Referrals	% Referrals
	Google	46	0.05%
	Google UK	3	0.00%
	Yahoo	2	0.00%
	Google Canada	2	0.00%
	MSN	2	0.00%
	Google Australia	2	0.00%
	Google France	1	0.00%
■ 228.	as	57	0.06%
	Google	41	0.04%
	Yahoo	8	0.01%
	Google Australia	3	0.00%
	Google Canada	2	0.00%
	Google France	2	0.00%
	Google UK	1	0.00%
■ 229.	college	57	0.06%
	Google	48	0.05%
	Google UK	2	0.00%
	AOL NetFind	2	0.00%
	Google Canada	2	0.00%
	MSN	1	0.00%
	Google Italy	1	0.00%
	Yahoo	1	0.00%
■ 230.	lidar	57	0.06%
	Google	57	0.06%
■ 231.	bathymetry	57	0.06%
	Google	57	0.06%
■ 232.	knowledge	57	0.06%
	Google Australia	49	0.05%
	Google	7	0.01%
	Google UK	1	0.00%
■ 233.	removal	57	0.06%
	Google	38	0.04%
	Yahoo	6	0.01%
	Google Germany	3	0.00%
	MSN	3	0.00%
	AOL NetFind	2	0.00%
	Google UK	2	0.00%
	Google Canada	2	0.00%
	Yahoo UK & Ireland	1	0.00%
■ 234.	current	56	0.06%

	Keywords Engines	Referrals	% Referrals
	Google	50	0.05%
	Google Canada	2	0.00%
	Google Australia	1	0.00%
	Yahoo	1	0.00%
	AOL NetFind	1	0.00%
	Google UK	1	0.00%
■ 235.	species	56	0.06%
	Google	37	0.04%
	Yahoo	5	0.01%
	Google Canada	4	0.00%
	Google UK	4	0.00%
	MSN	3	0.00%
	Google France	1	0.00%
	Google Germany	1	0.00%
	AOL NetFind	1	0.00%
■ 236.	web	56	0.06%
	Google	50	0.05%
	Google Canada	3	0.00%
	Yahoo	2	0.00%
	Yahoo Spain	1	0.00%
■ 237.	surface	56	0.06%
	Google	51	0.05%
	Google Italy	2	0.00%
	Google Japan	1	0.00%
	Yahoo	1	0.00%
	Google Australia	1	0.00%
■ 238.	cost	56	0.06%
	Google	47	0.05%
	Yahoo	4	0.00%
	Google Australia	2	0.00%
	Google France	1	0.00%
	MSN	1	0.00%
	AOL NetFind	1	0.00%
■ 239.	child	56	0.06%
	Google	42	0.05%
	Google UK	7	0.01%
	Yahoo	4	0.00%
	Google Canada	2	0.00%
	MSN	1	0.00%
■ 240.	chemicals	56	0.06%

	Keywords Engines	Referrals	% Referrals
	Google	39	0.04%
	Google Canada	5	0.01%
	Yahoo	5	0.01%
	Google Germany	3	0.00%
	Google Australia	1	0.00%
	Google Italy	1	0.00%
	MSN	1	0.00%
	Google UK	1	0.00%
■ 241.	why	55	0.06%
	Google	45	0.05%
	Google UK	5	0.01%
	Google Canada	3	0.00%
	Yahoo Singapore	1	0.00%
	Google Australia	1	0.00%
■ 242.	photo	55	0.06%
	Google	52	0.06%
	Google Germany	1	0.00%
	Google Canada	1	0.00%
	MSN	1	0.00%
■ 243.	international	55	0.06%
	Google	43	0.05%
	Google Canada	2	0.00%
	Google UK	2	0.00%
	Google Japan	2	0.00%
	AOL NetFind	2	0.00%
	Google France	1	0.00%
	MSN	1	0.00%
	Yahoo	1	0.00%
	AltaVista	1	0.00%
■ 244.	competition	54	0.06%
	Google	49	0.05%
	Google UK	3	0.00%
	Google Canada	1	0.00%
	Yahoo	1	0.00%
■ 245.	cellulose	54	0.06%
	Google	52	0.06%
	AltaVista	1	0.00%
	Google France	1	0.00%
■ 246.	biomarker	54	0.06%
	Google	47	0.05%

	Keywords Engines	Referrals	% Referrals
	Google UK	3	0.00%
	Google France	2	0.00%
	Yahoo	1	0.00%
	Google Italy	1	0.00%
■ 247.	academic	54	0.06%
	Google	47	0.05%
	Google UK	3	0.00%
	AOL NetFind	1	0.00%
	Google Italy	1	0.00%
	MSN	1	0.00%
	Google Australia	1	0.00%
■ 248.	wastewater	53	0.06%
	Google	41	0.04%
	Google Canada	3	0.00%
	MSN	3	0.00%
	Yahoo	2	0.00%
	Google UK	1	0.00%
	Google Australia	1	0.00%
	Google Germany	1	0.00%
	AOL NetFind	1	0.00%
■ 249.	nanoparticle	53	0.06%
	Google	44	0.05%
	Google France	3	0.00%
	Google Italy	3	0.00%
	Google Australia	1	0.00%
	Yahoo Spain	1	0.00%
	Google Canada	1	0.00%
■ 250.	manufacturing	53	0.06%
	Google	38	0.04%
	Yahoo	7	0.01%
	Google UK	3	0.00%
	MSN	2	0.00%
	Google Canada	1	0.00%
	Yahoo India	1	0.00%
	AltaVista	1	0.00%
■ 251.	basic	53	0.06%
	Google	35	0.04%
	Google UK	7	0.01%
	Yahoo	4	0.00%
	Google Australia	3	0.00%

	Keywords Engines	Referrals	% Referrals
	Yahoo India	2	0.00%
	Google Canada	2	0.00%
252.	toxicity	53	0.06%
	Google	42	0.05%
	Yahoo	5	0.01%
	Google Canada	2	0.00%
	Yandex	2	0.00%
	Google Italy	1	0.00%
	Google Germany	1	0.00%
253.	technologies	53	0.06%
	Google	44	0.05%
	Google Canada	5	0.01%
	Google Germany	2	0.00%
	Yahoo	1	0.00%
	MSN	1	0.00%
254.	receptors	52	0.06%
	Google	52	0.06%
255.	response	52	0.06%
	Google	44	0.05%
	Google Canada	3	0.00%
	Google Australia	3	0.00%
	Google UK	1	0.00%
	Google France	1	0.00%
256.	production	52	0.06%
	Google	46	0.05%
	Google Australia	3	0.00%
	Yahoo	2	0.00%
	Google UK	1	0.00%
257.	hotel	52	0.06%
	Google	50	0.05%
	Google Japan	1	0.00%
	Google Germany	1	0.00%
258.	detroit	52	0.06%
	Google	43	0.05%
	Yahoo	6	0.01%
	MSN	2	0.00%
	Yahoo Canada	1	0.00%
259.	dr.	52	0.06%
	Google	49	0.05%
	Yahoo	3	0.00%

	Keywords Engines	Referrals	% Referrals
260.	damage	52	0.06%
	Google Australia	48	0.05%
	Google	4	0.00%
261.	leak	52	0.06%
	Google	43	0.05%
	MSN	3	0.00%
	Google France	2	0.00%
	Google Canada	2	0.00%
	Google UK	1	0.00%
	Yahoo	1	0.00%
262.	vermicomposting	52	0.06%
	Google	52	0.06%
263.	conducting	51	0.05%
	Google	50	0.05%
	Google France	1	0.00%
264.	life	51	0.05%
	Google	46	0.05%
	MSN	2	0.00%
	Google UK	1	0.00%
	Google Japan	1	0.00%
265.	november	51	0.05%
	Google	46	0.05%
	Google Canada	2	0.00%
	Google UK	2	0.00%
	Google Italy	1	0.00%
266.	school	51	0.05%
	Google	39	0.04%
	Yahoo	7	0.01%
	Google Australia	2	0.00%
	AltaVista	1	0.00%
	Google UK	1	0.00%
	Google Canada	1	0.00%
267.	factors	51	0.05%
	Google	23	0.02%
	Yahoo	11	0.01%
	Google UK	9	0.01%
	MSN	3	0.00%
	Yahoo UK & Ireland	2	0.00%
	AltaVista	1	0.00%

	Keywords Engines	Referrals	% Referrals
	Google Italy	1	0.00%
	Google Canada	1	0.00%
■ 268.	high	50	0.05%
	Google	38	0.04%
	Google Canada	5	0.01%
	Yahoo	3	0.00%
	Google UK	2	0.00%
	Google France	1	0.00%
	Google Austria	1	0.00%
■ 269.	crown	50	0.05%
	Google	48	0.05%
	Google Canada	2	0.00%
■ 270.	solicitation	50	0.05%
	Google	46	0.05%
	Google Australia	3	0.00%
	Yahoo	1	0.00%
■ 271.	hair	50	0.05%
	Google Australia	48	0.05%
	Google	2	0.00%
■ 272.	modified	50	0.05%
	Google	43	0.05%
	Google Canada	3	0.00%
	Yahoo Japan	2	0.00%
	Google Australia	1	0.00%
	Google France	1	0.00%
■ 273.	tio2	49	0.05%
	Google	43	0.05%
	Google Canada	2	0.00%
	Google Italy	1	0.00%
	Yahoo	1	0.00%
	Google Germany	1	0.00%
	Google France	1	0.00%
■ 274.	usa	49	0.05%
	Google	39	0.04%
	Yahoo	3	0.00%
	Google France	1	0.00%
	Google Austria	1	0.00%
	Google UK	1	0.00%
	MSN	1	0.00%
	AOL NetFind	1	0.00%

	Keywords Engines	Referrals	% Referrals
	Google Canada	1	0.00%
	Google Australia	1	0.00%
■ 275.	annual	49	0.05%
	Google	48	0.05%
	MSN	1	0.00%
■ 276.	crystal	49	0.05%
	Google	46	0.05%
	Yahoo	2	0.00%
	Google Canada	1	0.00%
■ 277.	federal	49	0.05%
	Google	43	0.05%
	Google Canada	2	0.00%
	MSN	2	0.00%
	Yahoo	1	0.00%
	Google France	1	0.00%
■ 278.	centers	49	0.05%
	Google	34	0.04%
	Yahoo	11	0.01%
	MSN	1	0.00%
	Yahoo Canada	1	0.00%
	Google Australia	1	0.00%
	HotBot	1	0.00%
■ 279.	announcement	49	0.05%
	Google	38	0.04%
	Yahoo	6	0.01%
	Google UK	2	0.00%
	Netscape	1	0.00%
	Google Austria	1	0.00%
	Google Canada	1	0.00%
■ 280.	hotels	49	0.05%
	Google	48	0.05%
	AOL NetFind	1	0.00%
■ 281.	questions	48	0.05%
	Google	33	0.04%
	Google UK	6	0.01%
	Yahoo	3	0.00%
	MSN	2	0.00%
	Google Canada	2	0.00%
	Yahoo Singapore	1	0.00%
	Google Australia	1	0.00%

	Keywords Engines	Referrals	% Referrals
■ 282.	october	48	0.05%
	Google	42	0.05%
	Google UK	1	0.00%
	AltaVista	1	0.00%
	MSN	1	0.00%
	Google Canada	1	0.00%
	Google Italy	1	0.00%
	AOL NetFind	1	0.00%
■ 283.	costs	48	0.05%
	Google	45	0.05%
	Yahoo	2	0.00%
	Google UK	1	0.00%
■ 284.	examples	47	0.05%
	Google	34	0.04%
	Google UK	5	0.01%
	Yahoo	3	0.00%
	Google Canada	2	0.00%
	Google Germany	1	0.00%
	AOL NetFind	1	0.00%
	Google Australia	1	0.00%
■ 285.	building	47	0.05%
	Google	42	0.05%
	Google UK	2	0.00%
	Yahoo	1	0.00%
	Google Canada	1	0.00%
	Google France	1	0.00%
■ 286.	toxic	47	0.05%
	Google	36	0.04%
	Yahoo	4	0.00%
	Google UK	3	0.00%
	Google Canada	1	0.00%
	Google France	1	0.00%
	Yahoo India	1	0.00%
	Google Australia	1	0.00%
■ 287.	harvard	47	0.05%
	Google	41	0.04%
	Yahoo	3	0.00%
	Google UK	1	0.00%
	Yahoo Canada	1	0.00%
	Netscape	1	0.00%

	Keywords Engines	Referrals	% Referrals
■ 288.	economics	47	0.05%
	Google	38	0.04%
	Google Canada	3	0.00%
	Yahoo	3	0.00%
	Yahoo India	1	0.00%
	Google UK	1	0.00%
	Google Australia	1	0.00%
■ 289.	filtration	47	0.05%
	Google	28	0.03%
	Google Germany	7	0.01%
	Google Canada	4	0.00%
	Yahoo	3	0.00%
	Google UK	3	0.00%
	Google France	1	0.00%
	MSN	1	0.00%
■ 290.	enzyme	47	0.05%
	Google	46	0.05%
	Yahoo	1	0.00%
■ 291.	toxicology	46	0.05%
	Google	36	0.04%
	Google Canada	3	0.00%
	Google UK	2	0.00%
	Google Italy	2	0.00%
	Google France	2	0.00%
	AOL NetFind	1	0.00%
■ 292.	data	46	0.05%
	Google	35	0.04%
	Yahoo	4	0.00%
	Google Australia	3	0.00%
	MSN	1	0.00%
	Google Canada	1	0.00%
	Google Italy	1	0.00%
	Yahoo India	1	0.00%
■ 293.	making	46	0.05%
	Google	32	0.03%
	Google UK	6	0.01%
	Google Australia	3	0.00%
	Google Canada	3	0.00%
	Google France	2	0.00%
■ 294.	disruptors	46	0.05%

	Keywords Engines	Referrals	% Referrals
	Google	33	0.04%
	Yahoo	5	0.01%
	Google Australia	2	0.00%
	Google UK	2	0.00%
	Google Canada	2	0.00%
	Google Germany	1	0.00%
	MSN	1	0.00%
■ 295.	using	46	0.05%
	Google	33	0.04%
	Yahoo	4	0.00%
	Google UK	3	0.00%
	MSN	3	0.00%
	Google Australia	2	0.00%
	Yahoo Japan	1	0.00%
■ 296.	corporate	46	0.05%
	Google	38	0.04%
	Google Canada	2	0.00%
	Yahoo	2	0.00%
	AOL NetFind	1	0.00%
	Google Italy	1	0.00%
	Google France	1	0.00%
	MSN	1	0.00%
■ 297.	interdisciplinary	46	0.05%
	Google	35	0.04%
	Google UK	5	0.01%
	Google Canada	4	0.00%
	CNET Search.com	1	0.00%
	MSN	1	0.00%
■ 298.	composite	46	0.05%
	Google	45	0.05%
	Yahoo	1	0.00%
■ 299.	materials	45	0.05%
	Google	36	0.04%
	Yahoo	3	0.00%
	MSN	2	0.00%
	Google Italy	2	0.00%
	Google Japan	1	0.00%
	Google UK	1	0.00%
■ 300.	.pdf	45	0.05%
	Google	43	0.05%

	Keywords Engines	Referrals	% Referrals
	Searchalot	1	0.00%
	Google France	1	0.00%
■ 301.	phd	45	0.05%
	Google	36	0.04%
	Yahoo	5	0.01%
	Google UK	3	0.00%
	Google Australia	1	0.00%
■ 302.	dose	45	0.05%
	Google	37	0.04%
	Google Australia	2	0.00%
	Google Canada	2	0.00%
	Google UK	1	0.00%
	Google Italy	1	0.00%
	Yahoo Germany	1	0.00%
	MSN	1	0.00%
■ 303.	office	45	0.05%
	Google	34	0.04%
	Yahoo	5	0.01%
	Google France	2	0.00%
	Google UK	2	0.00%
	MSN	1	0.00%
	Google Canada	1	0.00%
■ 304.	between	45	0.05%
	Google	33	0.04%
	Yahoo	6	0.01%
	Google Canada	3	0.00%
	Google Germany	1	0.00%
	Google France	1	0.00%
	Google Australia	1	0.00%
■ 305.	estrogen	45	0.05%
	Google	34	0.04%
	Google Germany	3	0.00%
	Google UK	2	0.00%
	Google Italy	1	0.00%
	Google Canada	1	0.00%
	Yahoo	1	0.00%
	Google France	1	0.00%
	Google Australia	1	0.00%
	Netscape	1	0.00%
■ 306.	region	45	0.05%

	Keywords Engines	Referrals	% Referrals
	Google	41	0.04%
	Yahoo	3	0.00%
	AltaVista	1	0.00%
■ 307.	scientific	45	0.05%
	Google	35	0.04%
	Yahoo	2	0.00%
	Google Australia	2	0.00%
	AOL NetFind	1	0.00%
	Yahoo Mexico	1	0.00%
	Google Canada	1	0.00%
	Google UK	1	0.00%
	MSN	1	0.00%
	Google Japan	1	0.00%
■ 308.	background	44	0.05%
	Google	44	0.05%
■ 309.	summer	44	0.05%
	Google	42	0.05%
	Google Canada	2	0.00%
■ 310.	coating	44	0.05%
	Google	33	0.04%
	Google Canada	3	0.00%
	Google Australia	2	0.00%
	Google Italy	2	0.00%
	Google Germany	2	0.00%
	Google UK	2	0.00%
■ 311.	biological	44	0.05%
	Google	28	0.03%
	Google Canada	6	0.01%
	Yahoo	4	0.00%
	Google UK	2	0.00%
	Google Australia	2	0.00%
	AOL NetFind	1	0.00%
	Yahoo Japan	1	0.00%
■ 312.	reinforce	44	0.05%
	Google	44	0.05%
■ 313.	animal	44	0.05%
	Google	34	0.04%
	Yahoo	4	0.00%
	Google Canada	2	0.00%
	MSN	2	0.00%

	Keywords Engines	Referrals	% Referrals
	Google UK	1	0.00%
	AOL NetFind	1	0.00%
■ 314.	ecology	43	0.05%
	Google	39	0.04%
	Google UK	2	0.00%
	Google Germany	1	0.00%
	MSN	1	0.00%
■ 315.	everglades	43	0.05%
	Google	43	0.05%
■ 316.	policy	43	0.05%
	Google	28	0.03%
	Yahoo	3	0.00%
	MSN	3	0.00%
	Google UK	3	0.00%
	Google Canada	2	0.00%
	Google France	1	0.00%
	Google Japan	1	0.00%
	Yahoo Spain	1	0.00%
	Google Australia	1	0.00%
■ 317.	pollutants	43	0.05%
	Google	29	0.03%
	Yahoo	7	0.01%
	Google Australia	2	0.00%
	Google UK	2	0.00%
	MSN	1	0.00%
	Google Canada	1	0.00%
	Yahoo India	1	0.00%
■ 318.	membrane	43	0.05%
	Google	23	0.02%
	MSN	10	0.01%
	Yahoo	5	0.01%
	Google UK	2	0.00%
	AOL NetFind	1	0.00%
	Google Japan	1	0.00%
	Google France	1	0.00%
■ 319.	slide	43	0.05%
	Google	43	0.05%
■ 320.	uv	43	0.05%
	Google	33	0.04%
	Google Australia	4	0.00%

	Keywords Engines	Referrals	% Referrals
	Google Canada	3	0.00%
	Yahoo	2	0.00%
	Google UK	1	0.00%
■ 321.	conversion	42	0.05%
	Google	31	0.03%
	Google Canada	3	0.00%
	Google UK	2	0.00%
	Google Australia	2	0.00%
	Goo	1	0.00%
	Google Italy	1	0.00%
	Google Germany	1	0.00%
	AOL NetFind	1	0.00%
■ 322.	structural	41	0.04%
	Google	41	0.04%
■ 323.	year	41	0.04%
	Google	33	0.04%
	Yahoo	2	0.00%
	MSN	2	0.00%
	Google UK	2	0.00%
	Google Canada	1	0.00%
	Google Australia	1	0.00%
■ 324.	report	41	0.04%
	Google	32	0.03%
	Google Canada	2	0.00%
	Yahoo	2	0.00%
	AOL NetFind	2	0.00%
	MSN	1	0.00%
	Yahoo Spain	1	0.00%
	Google Australia	1	0.00%
■ 325.	accounting	41	0.04%
	Google	41	0.04%
■ 326.	format	41	0.04%
	Google	34	0.04%
	Google Canada	3	0.00%
	Yahoo	2	0.00%
	Google UK	2	0.00%
■ 327.	oil	40	0.04%
	Google	29	0.03%
	Yahoo	5	0.01%
	Google UK	2	0.00%

	Keywords Engines	Referrals	% Referrals
	Google Canada	2	0.00%
	MSN	1	0.00%
	Google Australia	1	0.00%
■ 328.	near	40	0.04%
	Google	37	0.04%
	Google UK	2	0.00%
	Yahoo	1	0.00%
■ 329.	activities	40	0.04%
	Google	24	0.03%
	Yahoo India	6	0.01%
	Google Canada	5	0.01%
	Yahoo	4	0.00%
	Google UK	1	0.00%
■ 330.	pneumatic	40	0.04%
	Google	40	0.04%
■ 331.	organic	40	0.04%
	Google	24	0.03%
	Yahoo	5	0.01%
	Google UK	4	0.00%
	Google France	2	0.00%
	AOL NetFind	2	0.00%
	Google Italy	1	0.00%
	Google Germany	1	0.00%
	Google Canada	1	0.00%
■ 332.	innovative	40	0.04%
	Google	33	0.04%
	Google France	2	0.00%
	Google Germany	2	0.00%
	Google Canada	2	0.00%
	Yahoo Spain	1	0.00%
■ 333.	eutrophication	39	0.04%
	Google	39	0.04%
■ 334.	tampa	39	0.04%
	Google	37	0.04%
	AOL NetFind	1	0.00%
	Google UK	1	0.00%
■ 335.	example	39	0.04%
	Google	30	0.03%
	Google Canada	2	0.00%
	Google UK	2	0.00%

	Keywords Engines	Referrals	% Referrals
	Yahoo	1	0.00%
	AOL NetFind	1	0.00%
	Google Australia	1	0.00%
	Google Germany	1	0.00%
	Yahoo Spain	1	0.00%
■ 336.	range	39	0.04%
	Google	39	0.04%
■ 337.	highlands	39	0.04%
	Google	39	0.04%
■ 338.	ethiopian	39	0.04%
	Google	39	0.04%
■ 339.	assurance	38	0.04%
	Google	27	0.03%
	Yahoo	8	0.01%
	MSN	2	0.00%
	Google Germany	1	0.00%
■ 340.	identifying	38	0.04%
	Google	38	0.04%
■ 341.	fate	38	0.04%
	Google	24	0.03%
	Google Canada	5	0.01%
	Yahoo	4	0.00%
	Google Australia	2	0.00%
	Yahoo Spain	1	0.00%
	Google UK	1	0.00%
	MSN	1	0.00%
■ 342.	mechanisms	38	0.04%
	Google	24	0.03%
	Google UK	4	0.00%
	Google Canada	4	0.00%
	Yahoo	4	0.00%
	Google Australia	1	0.00%
	Google France	1	0.00%
■ 343.	imaging	38	0.04%
	Google	37	0.04%
	Google Germany	1	0.00%
■ 344.	medical	38	0.04%
	Google	34	0.04%
	Google Germany	2	0.00%
	Yahoo	1	0.00%

	Keywords Engines	Referrals	% Referrals
	Google France	1	0.00%
■ 345.	exploratory	38	0.04%
	Google	31	0.03%
	Google Canada	3	0.00%
	Google UK	2	0.00%
	MSN	1	0.00%
	Google Australia	1	0.00%
■ 346.	forms	38	0.04%
	Google	32	0.03%
	MSN	3	0.00%
	AOL NetFind	2	0.00%
	Yahoo	1	0.00%
■ 347.	enviromental	38	0.04%
	Google	24	0.03%
	Yahoo	6	0.01%
	MSN	5	0.01%
	AOL NetFind	2	0.00%
	Google Australia	1	0.00%
■ 348.	home	37	0.04%
	Google	28	0.03%
	Yahoo	5	0.01%
	Google UK	3	0.00%
	Google Canada	1	0.00%
■ 349.	ozonation	37	0.04%
	Yahoo	37	0.04%
■ 350.	conferences	37	0.04%
	Google	30	0.03%
	Google France	2	0.00%
	MSN	1	0.00%
	Google Austria	1	0.00%
	Yahoo	1	0.00%
	Google UK	1	0.00%
	Google Canada	1	0.00%
■ 351.	peroxide	36	0.04%
	Google	23	0.02%
	MSN	6	0.01%
	Google Canada	3	0.00%
	Yahoo	2	0.00%
	AOL NetFind	1	0.00%
	Google UK	1	0.00%

	Keywords Engines	Referrals	% Referrals
352.	economic	36	0.04%
	Google	32	0.03%
	Google UK	2	0.00%
	Yahoo	1	0.00%
	Google Canada	1	0.00%
353.	humans	36	0.04%
	Google	22	0.02%
	Google Canada	4	0.00%
	Google Australia	4	0.00%
	Yahoo	2	0.00%
	AOL NetFind	2	0.00%
	Google Germany	1	0.00%
	Google France	1	0.00%
354.	product	36	0.04%
	Google	31	0.03%
	Yahoo	5	0.01%
355.	related	36	0.04%
	Google	24	0.03%
	Google Canada	4	0.00%
	Yahoo	4	0.00%
	MSN	2	0.00%
	AOL NetFind	1	0.00%
	Google Italy	1	0.00%
356.	causes	36	0.04%
	Google	24	0.03%
	Yahoo	6	0.01%
	Google UK	4	0.00%
	Google Canada	1	0.00%
	Google Australia	1	0.00%
357.	budget	36	0.04%
	Google	26	0.03%
	Yahoo	7	0.01%
	MSN	2	0.00%
	Google Australia	1	0.00%
358.	start	35	0.04%
	Google	32	0.03%
	Yahoo	1	0.00%
	Google UK	1	0.00%
	Google Italy	1	0.00%
359.	control	35	0.04%

	Keywords Engines	Referrals	% Referrals
	Google	21	0.02%
	Yahoo	6	0.01%
	MSN	3	0.00%
	Google France	2	0.00%
	Google UK	2	0.00%
	Google Australia	1	0.00%
■ 360.	evaluation	35	0.04%
	Google	22	0.02%
	Yahoo	3	0.00%
	Yahoo Japan	2	0.00%
	Google Canada	2	0.00%
	Google France	1	0.00%
	Yahoo India	1	0.00%
	MSN	1	0.00%
	AOL NetFind	1	0.00%
	Google UK	1	0.00%
	Google Australia	1	0.00%
■ 361.	phytoremediation	35	0.04%
	Google	29	0.03%
	Yahoo	2	0.00%
	Google Canada	2	0.00%
	Google Italy	1	0.00%
	Google UK	1	0.00%
■ 362.	statistics	35	0.04%
	Google	31	0.03%
	Google UK	1	0.00%
	Google Australia	1	0.00%
	Yahoo	1	0.00%
	MSN	1	0.00%
■ 363.	north	35	0.04%
	Google	30	0.03%
	Yahoo	3	0.00%
	Google Canada	1	0.00%
	Google Germany	1	0.00%
■ 364.	proposals	35	0.04%
	Google	27	0.03%
	Yahoo	6	0.01%
	Google Canada	2	0.00%
■ 365.	cell	35	0.04%
	Google	23	0.02%

	Keywords Engines	Referrals	% Referrals
	Google Germany	3	0.00%
	Google UK	2	0.00%
	Yahoo	2	0.00%
	Google France	2	0.00%
	Google Canada	2	0.00%
	Google Japan	1	0.00%
■ 366.	free	35	0.04%
	Google	31	0.03%
	Google Canada	1	0.00%
	MSN	1	0.00%
	Yahoo	1	0.00%
	Google UK	1	0.00%
■ 367.	used	35	0.04%
	Google	23	0.02%
	Yahoo	4	0.00%
	Google Canada	2	0.00%
	Google Australia	2	0.00%
	Google UK	2	0.00%
	AOL NetFind	1	0.00%
	MSN	1	0.00%
■ 368.	cours	35	0.04%
	Google	35	0.04%
■ 369.	engineered	35	0.04%
	Google	30	0.03%
	Google Australia	3	0.00%
	Yahoo	2	0.00%
■ 370.	outcome	35	0.04%
	Google	27	0.03%
	MSN	3	0.00%
	Yahoo	3	0.00%
	Google France	1	0.00%
	Google Australia	1	0.00%
■ 371.	virginia	35	0.04%
	Google	31	0.03%
	Yahoo	2	0.00%
	Google Canada	1	0.00%
	Google France	1	0.00%
■ 372.	definition	35	0.04%
	Google	24	0.03%
	Google Canada	4	0.00%

	Keywords Engines	Referrals	% Referrals
	Google Australia	2	0.00%
	Google UK	2	0.00%
	Yahoo	1	0.00%
	Yahoo Spain	1	0.00%
	MSN	1	0.00%
■ 373.	columbia	35	0.04%
	Google	34	0.04%
	Yahoo	1	0.00%
■ 374.	scholarship	34	0.04%
	Google	32	0.03%
	Google UK	1	0.00%
	MSN	1	0.00%
■ 375.	benefits	34	0.04%
	Google	25	0.03%
	Google UK	3	0.00%
	Google Australia	2	0.00%
	Yahoo	2	0.00%
	Google Canada	1	0.00%
	Google France	1	0.00%
■ 376.	marine	34	0.04%
	Google	29	0.03%
	Google Canada	2	0.00%
	Google UK	1	0.00%
	Google Germany	1	0.00%
	Yahoo Singapore	1	0.00%
■ 377.	particles	34	0.04%
	Google	24	0.03%
	Google Canada	6	0.01%
	Google Germany	1	0.00%
	Yahoo	1	0.00%
	Google UK	1	0.00%
	Google Australia	1	0.00%
■ 378.	ii	34	0.04%
	Google	29	0.03%
	Yahoo	3	0.00%
	Google Canada	2	0.00%
■ 379.	2002	34	0.04%
	Google	28	0.03%
	Google Canada	3	0.00%
	AOL NetFind	1	0.00%

	Keywords Engines	Referrals	% Referrals
	Google UK	1	0.00%
	Yahoo	1	0.00%
■ 380.	agencies	34	0.04%
	Google	26	0.03%
	Netscape	4	0.00%
	Yahoo	2	0.00%
	Google Italy	1	0.00%
	AOL NetFind	1	0.00%
■ 381.	hydrogen	33	0.04%
	Google	21	0.02%
	MSN	6	0.01%
	Google Canada	3	0.00%
	Google UK	1	0.00%
	AOL NetFind	1	0.00%
	Yahoo	1	0.00%
■ 382.	formation	33	0.04%
	Google	22	0.02%
	Yahoo	6	0.01%
	Google Germany	2	0.00%
	Google France	2	0.00%
	Google UK	1	0.00%
■ 383.	smoke	33	0.04%
	Google	11	0.01%
	Yahoo	10	0.01%
	Google Canada	5	0.01%
	Google UK	4	0.00%
	Google Italy	1	0.00%
	Yahoo Taiwan	1	0.00%
	Netscape	1	0.00%
■ 384.	agenda	33	0.04%
	Google	24	0.03%
	Google Canada	3	0.00%
	Google UK	2	0.00%
	Google Australia	2	0.00%
	MSN	1	0.00%
	Yahoo	1	0.00%
■ 385.	mixtures	33	0.04%
	Google	20	0.02%
	Google UK	6	0.01%
	Google Canada	2	0.00%

	Keywords Engines	Referrals	% Referrals
	Google France	2	0.00%
	Yahoo	1	0.00%
	Google Australia	1	0.00%
	Yahoo Spain	1	0.00%
■ 386.	pipeline	33	0.04%
	Google	27	0.03%
	Google UK	2	0.00%
	Google Australia	2	0.00%
	MSN	2	0.00%
■ 387.	journal	33	0.04%
	Google	24	0.03%
	Yahoo	3	0.00%
	Google Canada	1	0.00%
	Google UK	1	0.00%
	Yahoo Spain	1	0.00%
	AltaVista	1	0.00%
	Google France	1	0.00%
	MSN	1	0.00%
■ 388.	statement	33	0.04%
	Google	27	0.03%
	Google UK	3	0.00%
	Google Canada	2	0.00%
	AOL NetFind	1	0.00%
■ 389.	florida	33	0.04%
	Google	28	0.03%
	Yahoo	2	0.00%
	Google Canada	1	0.00%
	AltaVista	1	0.00%
	AOL NetFind	1	0.00%
■ 390.	prevention	33	0.04%
	Google	24	0.03%
	Yahoo	6	0.01%
	Google UK	2	0.00%
	MSN	1	0.00%
■ 391.	allintitle:	33	0.04%
	Google	33	0.04%
■ 392.	measurement	33	0.04%
	Google	23	0.02%
	MSN	3	0.00%
	Google Germany	2	0.00%

	Keywords Engines	Referrals	% Referrals
	Google France	1	0.00%
	Yahoo	1	0.00%
	Google Canada	1	0.00%
	Google Italy	1	0.00%
	Google Australia	1	0.00%
■ 393.	york	33	0.04%
	Google	28	0.03%
	Yahoo	3	0.00%
	AOL NetFind	1	0.00%
	Google Germany	1	0.00%
■ 394.	disadvantages	32	0.03%
	Yahoo	25	0.03%
	Google	4	0.00%
	Google Australia	1	0.00%
	AltaVista	1	0.00%
	Google Canada	1	0.00%
■ 395.	methane	32	0.03%
	Google	24	0.03%
	Google UK	4	0.00%
	Google Australia	2	0.00%
	MSN	1	0.00%
	Yahoo	1	0.00%
■ 396.	cytotoxicity	32	0.03%
	Google	32	0.03%
■ 397.	be	32	0.03%
	Google	25	0.03%
	Yahoo	3	0.00%
	Google UK	2	0.00%
	Google Canada	1	0.00%
	Google Australia	1	0.00%
■ 398.	when	32	0.03%
	Google	23	0.02%
	Yahoo	4	0.00%
	Google UK	2	0.00%
	Google Canada	2	0.00%
	Google Australia	1	0.00%
■ 399.	mice	32	0.03%
	Google	22	0.02%
	Yahoo	3	0.00%
	MSN	2	0.00%

	Keywords Engines	Referrals	% Referrals
	Google UK	1	0.00%
	Google Japan	1	0.00%
	Yahoo Japan	1	0.00%
	Google France	1	0.00%
	AOL NetFind	1	0.00%
■ 400.	solar	32	0.03%
	Google	24	0.03%
	Yahoo	3	0.00%
	Google Italy	2	0.00%
	Google Canada	1	0.00%
	Google Germany	1	0.00%
	Google UK	1	0.00%
	Other	35,233	37.85%
	Total	93,093	100.00%

items 1-400 of 400

Search Keywords - Help Card



Column Definitions

Keywords

The specific keywords being analyzed. To see the entire search strings entered by visitors, see the Search Phrases page.

Engines

The specific search engine being analyzed in conjunction with the keyword in the adjacent column.

Referrals

The number of hits from visitors referred to your site with the specified keywords.

% Percentage of referred visitors who used the specified search engine and keyword.



Report Descriptions

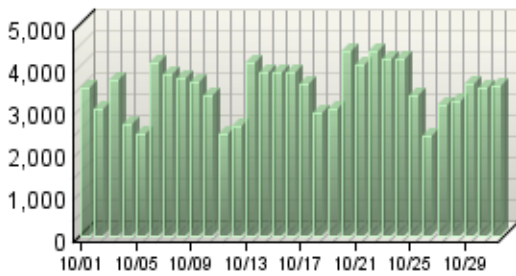
At the most basic level, this section tells you which search keywords are being used most frequently to find your site. You also may find that some search engines are referring visitors to your site with the keywords you expect and that other search engines are not.

Visitors Dashboard

This displays key graphs and tables that provide an overview of the Visitors chapter. When viewing through the on-demand interface, you can click on the title of a graph or table to navigate to the corresponding page.

Active Visits Trend

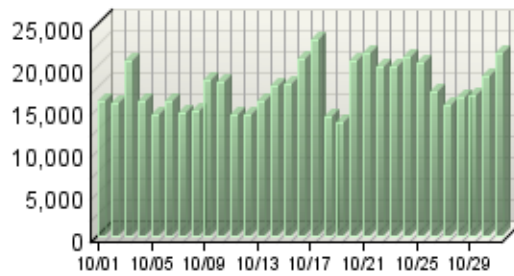
Active Visits



Active Visits

Visitor Minutes Trend

Visitor Minutes



Visitor Minutes

Visitor Summary

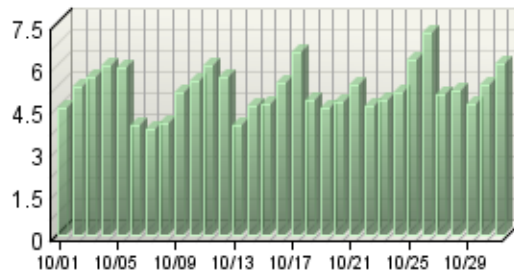
Visitors	50,469
Visitors Who Visited Once	44,765
Visitors Who Visited More Than Once	5,704
Average Visits per Visitor	2.13

Visit Summary

Visits	107,285
Average per Day	3,460
Average Visit Duration	00:19:45
Median Visit Duration	00:04:28
International Visits	20.71%
Visits of Unknown Origin	0.00%
Visits from Your Country: United States (US)	79.29%

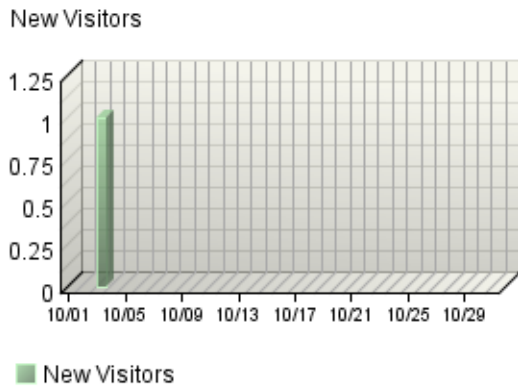
Average Length of Visit Trend

Average Visit Duration



Average Visit Duration

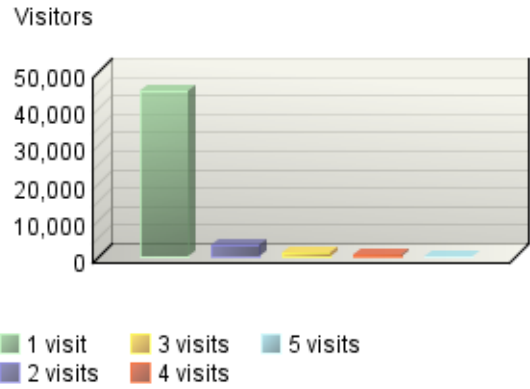
New Visitors Trend



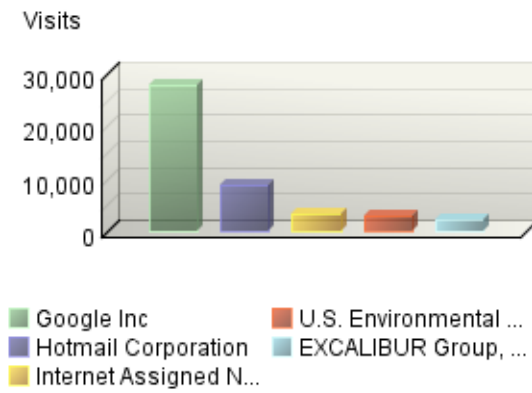
Authenticated Usernames by Visits

No data is available for this graph.

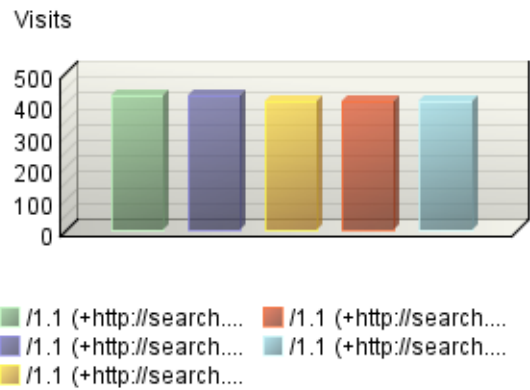
Visitors by Number of Visits



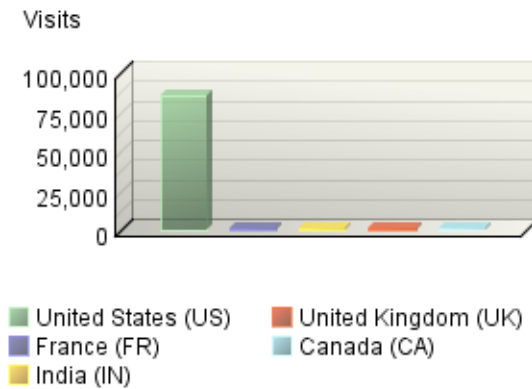
Organizations by Visits



Top Visitors by Visits



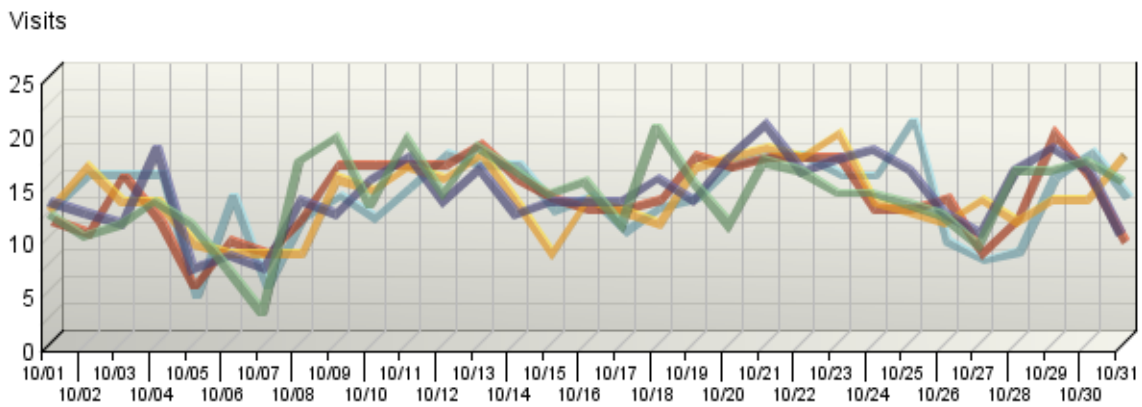
Countries by Visits



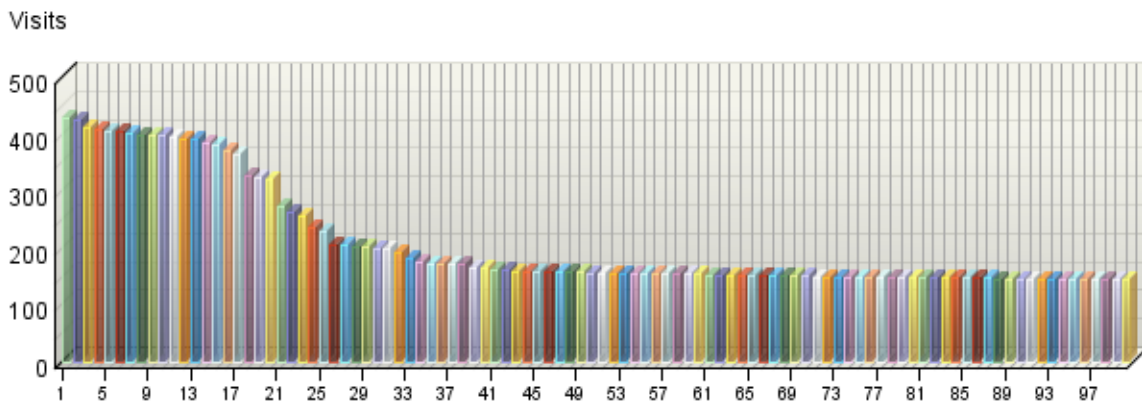
Top Visitors

This report identifies the IP address, domain name, or cookie of each visitor, and identifies the visitor's activity level on the site. If you use cookies to track visits, WebTrends can differentiate between hits from different visitors with the same IP address.

Top Visitors by Visits Trend



Top Visitors by Visits



Top Visitors

	Visitor	Visits	% Visits	Hits
■ 1.	msnbot-65-55-105-238.search.msn.com_msnbot/1.1 (+http://search.msn.com/msnbot.htm)	428	0.40%	1,259
■ 2.	msnbot-65-55-105-237.search.msn.com_msnbot/1.1 (+http://search.msn.com/msnbot.htm)	427	0.40%	1,245

	Visitor	Visits	% Visits	Hits
3.	msnbot-65-55-105-231.search.msn.com_msnbot/1.1 (+http://search.msn.com/msnbot.htm)	411	0.38%	1,210
4.	msnbot-65-55-105-235.search.msn.com_msnbot/1.1 (+http://search.msn.com/msnbot.htm)	410	0.38%	1,260
5.	msnbot-65-55-105-232.search.msn.com_msnbot/1.1 (+http://search.msn.com/msnbot.htm)	406	0.38%	1,206
6.	msnbot-65-55-105-230.search.msn.com_msnbot/1.1 (+http://search.msn.com/msnbot.htm)	405	0.38%	1,201
7.	msnbot-65-55-105-239.search.msn.com_msnbot/1.1 (+http://search.msn.com/msnbot.htm)	403	0.38%	1,158
8.	msnbot-65-55-105-241.search.msn.com_msnbot/1.1 (+http://search.msn.com/msnbot.htm)	398	0.37%	1,192
9.	msnbot-65-55-105-244.search.msn.com_msnbot/1.1 (+http://search.msn.com/msnbot.htm)	397	0.37%	1,108
10.	msnbot-65-55-105-240.search.msn.com_msnbot/1.1 (+http://search.msn.com/msnbot.htm)	397	0.37%	1,203
11.	msnbot-65-55-105-236.search.msn.com_msnbot/1.1 (+http://search.msn.com/msnbot.htm)	394	0.37%	1,118
12.	65.55.232.34_msnbot/1.1 (+http://search.msn.com/msnbot.htm)	393	0.37%	2,224
13.	65.214.44.28_Mozilla/5.0 (X11; U; Linux i686; en-US; rv:1.9a1) Gecko/20070308 Minefield/3.0a1	391	0.36%	805
14.	msnbot-65-55-105-245.search.msn.com_msnbot/1.1 (+http://search.msn.com/msnbot.htm)	384	0.36%	1,090
15.	msnbot-65-55-105-242.search.msn.com_msnbot/1.1 (+http://search.msn.com/msnbot.htm)	383	0.36%	1,102
16.	ip-78-137-163-133.dedi.digiweb.ie_Mozilla/5.0 (X11; U; Linux i686; en-US; rv:1.9a1) Gecko/20070308 Minefield/3.0a1	371	0.35%	596
17.	msnbot-65-55-105-243.search.msn.com_msnbot/1.1 (+http://search.msn.com/msnbot.htm)	364	0.34%	1,203
18.	msnbot-65-55-108-245.search.msn.com_msnbot-media/1.1 (+http://search.msn.com/msnbot.htm)	328	0.31%	884
19.	65.55.25.153_msnbot/1.1 (+http://search.msn.com/msnbot.htm)	326	0.30%	2,628
20.	65.55.108.244_msnbot-media/1.1 (+http://search.msn.com/msnbot.htm)	322	0.30%	890
21.	msnbot-65-55-105-234.search.msn.com_msnbot/1.1 (+http://search.msn.com/msnbot.htm)	272	0.25%	802
22.	msnbot-65-55-104-173.search.msn.com_msnbot/1.1 (+http://search.msn.com/msnbot.htm)	264	0.25%	756
23.	65.214.45.100_Mozilla/5.0 (compatible; Ask Jeeves/Teoma; +http://about.ask.com/en/docs/about/webmasters.shtml)	258	0.24%	664
24.	msnbot-65-55-105-229.search.msn.com_msnbot/1.1 (+http://search.msn.com/msnbot.htm)	237	0.22%	587

	Visitor	Visits	% Visits	Hits
25.	crawl05.exabot.com_Mozilla/5.0 (compatible; Exabot/3.0; +http://www.exabot.com/go/robot)	231	0.22%	529
26.	crawl-66-249-71-235.googlebot.com_Mozilla/5.0 (compatible; Googlebot/2.1; +http://www.google.com/bot.html)	205	0.19%	332
27.	crawl-66-249-71-234.googlebot.com_Mozilla/5.0 (compatible; Googlebot/2.1; +http://www.google.com/bot.html)	205	0.19%	326
28.	server.grik.net_Mozilla/5.0 (compatible; Googlebot/2.1; +http://www.google.com/bot.html)	203	0.19%	653
29.	llf320053.crawl.yahoo.net_Mozilla/5.0 (compatible; Yahoo! Slurp; http://help.yahoo.com/help/us/ysearch/slurp)	202	0.19%	8,754
30.	natcrawlbloc01.net.m1.fti.net_Mozilla/5.0 (Windows; U; Windows NT 5.1; fr; rv:1.8.1) VoilaBot BETA 1.2 (support.voilabot@orange-ftgroup.com)	199	0.19%	361
31.	msnbot-65-55-104-29.search.msn.com_msnbot/1.1 (+http://search.msn.com/msnbot.htm)	199	0.19%	1,146
32.	crawl-66-249-71-236.googlebot.com_Mozilla/5.0 (compatible; Googlebot/2.1; +http://www.google.com/bot.html)	192	0.18%	311
33.	65.55.234.163_msnbot-media/1.1 (+http://search.msn.com/msnbot.htm)	182	0.17%	285
34.	natcrawlbloc04.net.s1.fti.net_Mozilla/5.0 (Windows; U; Windows NT 5.1; fr; rv:1.8.1) VoilaBot BETA 1.2 (support.voilabot@orange-ftgroup.com)	177	0.16%	412
35.	88.131.106.8_Speedy Spider (http://www.entireweb.com/about/search_tech/speedy_spider/)	173	0.16%	431
36.	natcrawlbloc03.net.m1.fti.net_Mozilla/5.0 (Windows; U; Windows NT 5.1; fr; rv:1.8.1) VoilaBot BETA 1.2 (support.voilabot@orange-ftgroup.com)	173	0.16%	286
37.	crawl-66-249-71-79.googlebot.com_Mozilla/5.0 (compatible; Googlebot/2.1; +http://www.google.com/bot.html)	173	0.16%	231
38.	crawl-66-249-71-207.googlebot.com_Mozilla/5.0 (compatible; Googlebot/2.1; +http://www.google.com/bot.html)	172	0.16%	207
39.	134.67.99.163_NLESE USEPA	166	0.15%	12,990
40.	be2.cos.com_libwww-perl/5.812	166	0.15%	424
41.	crawl-66-249-71-114.googlebot.com_Mozilla/5.0 (compatible; Googlebot/2.1; +http://www.google.com/bot.html)	161	0.15%	198

	Visitor	Visits	% Visits	Hits
42.	crawl-66-249-71-71.googlebot.com_Mozilla/5.0 (compatible; Googlebot/2.1; +http://www.google.com/bot.html)	161	0.15%	196
43.	crawl-66-249-71-202.googlebot.com_Mozilla/5.0 (compatible; Googlebot/2.1; +http://www.google.com/bot.html)	160	0.15%	193
44.	mail.bio2006.gc.ca_Mozilla/4.0 (compatible; MSIE 6.0; Windows NT 5.1)	160	0.15%	503
45.	crawl-66-249-71-110.googlebot.com_Mozilla/5.0 (compatible; Googlebot/2.1; +http://www.google.com/bot.html)	159	0.15%	189
46.	crawl-66-249-71-49.googlebot.com_Mozilla/5.0 (compatible; Googlebot/2.1; +http://www.google.com/bot.html)	159	0.15%	200
47.	216.91.52.168_Mozilla/5.0 (compatible; Page2RSS/0.4; +http://page2rss.com/)	158	0.15%	159
48.	crawl-66-249-71-20.googlebot.com_Mozilla/5.0 (compatible; Googlebot/2.1; +http://www.google.com/bot.html)	158	0.15%	200
49.	crawl-66-249-71-46.googlebot.com_Mozilla/5.0 (compatible; Googlebot/2.1; +http://www.google.com/bot.html)	158	0.15%	202
50.	crawl-66-249-71-4.googlebot.com_Mozilla/5.0 (compatible; Googlebot/2.1; +http://www.google.com/bot.html)	157	0.15%	195
51.	crawl-66-249-71-217.googlebot.com_Mozilla/5.0 (compatible; Googlebot/2.1; +http://www.google.com/bot.html)	157	0.15%	205
52.	crawl-66-249-71-215.googlebot.com_Mozilla/5.0 (compatible; Googlebot/2.1; +http://www.google.com/bot.html)	157	0.15%	185
53.	crawl-66-249-71-134.googlebot.com_Mozilla/5.0 (compatible; Googlebot/2.1; +http://www.google.com/bot.html)	157	0.15%	196
54.	crawl-66-249-71-209.googlebot.com_Mozilla/5.0 (compatible; Googlebot/2.1; +http://www.google.com/bot.html)	157	0.15%	189
55.	natcrawlbloc02.net.s1.fti.net_Mozilla/5.0 (Windows; U; Windows NT 5.1; fr; rv:1.8.1) VoilaBot BETA 1.2 (support.voilabot@orange-ftgroup.com)	156	0.15%	332
56.	crawl-66-249-71-211.googlebot.com_Mozilla/5.0 (compatible; Googlebot/2.1; +http://www.google.com/bot.html)	156	0.15%	206
57.	crawl-66-249-71-178.googlebot.com_Mozilla/5.0 (compatible; Googlebot/2.1; +http://www.google.com/bot.html)	155	0.14%	189
58.	crawl-66-249-71-1.googlebot.com_Mozilla/5.0 (compatible; Googlebot/2.1; +http://www.google.com/bot.html)	155	0.14%	190

	Visitor	Visits	% Visits	Hits
59.	crawl-66-249-71-233.googlebot.com_Mozilla/5.0 (compatible; Googlebot/2.1; +http://www.google.com/bot.html)	154	0.14%	180
60.	crawl-66-249-71-50.googlebot.com_Mozilla/5.0 (compatible; Googlebot/2.1; +http://www.google.com/bot.html)	154	0.14%	187
61.	crawl-66-249-71-91.googlebot.com_Mozilla/5.0 (compatible; Googlebot/2.1; +http://www.google.com/bot.html)	153	0.14%	183
62.	crawl-66-249-71-168.googlebot.com_Mozilla/5.0 (compatible; Googlebot/2.1; +http://www.google.com/bot.html)	153	0.14%	204
63.	crawl-66-249-71-6.googlebot.com_Mozilla/5.0 (compatible; Googlebot/2.1; +http://www.google.com/bot.html)	153	0.14%	194
64.	crawl-66-249-71-18.googlebot.com_Mozilla/5.0 (compatible; Googlebot/2.1; +http://www.google.com/bot.html)	153	0.14%	184
65.	crawl-66-249-71-66.googlebot.com_Mozilla/5.0 (compatible; Googlebot/2.1; +http://www.google.com/bot.html)	152	0.14%	198
66.	crawl-66-249-71-56.googlebot.com_Mozilla/5.0 (compatible; Googlebot/2.1; +http://www.google.com/bot.html)	151	0.14%	196
67.	crawl-66-249-71-2.googlebot.com_Mozilla/5.0 (compatible; Googlebot/2.1; +http://www.google.com/bot.html)	151	0.14%	197
68.	crawl-66-249-71-249.googlebot.com_Mozilla/5.0 (compatible; Googlebot/2.1; +http://www.google.com/bot.html)	151	0.14%	207
69.	crawl-66-249-71-116.googlebot.com_Mozilla/5.0 (compatible; Googlebot/2.1; +http://www.google.com/bot.html)	151	0.14%	192
70.	crawl-66-249-71-229.googlebot.com_Mozilla/5.0 (compatible; Googlebot/2.1; +http://www.google.com/bot.html)	151	0.14%	198
71.	crawl-66-249-71-77.googlebot.com_Mozilla/5.0 (compatible; Googlebot/2.1; +http://www.google.com/bot.html)	150	0.14%	181
72.	crawl-66-249-71-54.googlebot.com_Mozilla/5.0 (compatible; Googlebot/2.1; +http://www.google.com/bot.html)	150	0.14%	183
73.	crawl-66-249-71-139.googlebot.com_Mozilla/5.0 (compatible; Googlebot/2.1; +http://www.google.com/bot.html)	150	0.14%	184
74.	crawl-66-249-71-90.googlebot.com_Mozilla/5.0 (compatible; Googlebot/2.1; +http://www.google.com/bot.html)	150	0.14%	187

	Visitor	Visits	% Visits	Hits
75.	crawl-66-249-71-26.googlebot.com_Mozilla/5.0 (compatible; Googlebot/2.1; +http://www.google.com/bot.html)	150	0.14%	176
76.	crawl-66-249-71-228.googlebot.com_Mozilla/5.0 (compatible; Googlebot/2.1; +http://www.google.com/bot.html)	150	0.14%	190
77.	crawl-66-249-71-204.googlebot.com_Mozilla/5.0 (compatible; Googlebot/2.1; +http://www.google.com/bot.html)	149	0.14%	179
78.	crawl-66-249-71-102.googlebot.com_Mozilla/5.0 (compatible; Googlebot/2.1; +http://www.google.com/bot.html)	149	0.14%	183
79.	crawl-66-249-71-161.googlebot.com_Mozilla/5.0 (compatible; Googlebot/2.1; +http://www.google.com/bot.html)	148	0.14%	186
80.	crawl-66-249-71-23.googlebot.com_Mozilla/5.0 (compatible; Googlebot/2.1; +http://www.google.com/bot.html)	148	0.14%	180
81.	crawl-66-249-71-193.googlebot.com_Mozilla/5.0 (compatible; Googlebot/2.1; +http://www.google.com/bot.html)	148	0.14%	186
82.	crawl-66-249-71-240.googlebot.com_Mozilla/5.0 (compatible; Googlebot/2.1; +http://www.google.com/bot.html)	148	0.14%	176
83.	crawl-66-249-71-164.googlebot.com_Mozilla/5.0 (compatible; Googlebot/2.1; +http://www.google.com/bot.html)	148	0.14%	179
84.	crawl-66-249-71-197.googlebot.com_Mozilla/5.0 (compatible; Googlebot/2.1; +http://www.google.com/bot.html)	148	0.14%	172
85.	crawl-66-249-71-170.googlebot.com_Mozilla/5.0 (compatible; Googlebot/2.1; +http://www.google.com/bot.html)	147	0.14%	197
86.	crawl-66-249-71-42.googlebot.com_Mozilla/5.0 (compatible; Googlebot/2.1; +http://www.google.com/bot.html)	147	0.14%	188
87.	crawl-66-249-71-13.googlebot.com_Mozilla/5.0 (compatible; Googlebot/2.1; +http://www.google.com/bot.html)	147	0.14%	188
88.	crawl-66-249-71-41.googlebot.com_Mozilla/5.0 (compatible; Googlebot/2.1; +http://www.google.com/bot.html)	146	0.14%	184
89.	crawl-66-249-71-67.googlebot.com_Mozilla/5.0 (compatible; Googlebot/2.1; +http://www.google.com/bot.html)	146	0.14%	182
90.	crawl-66-249-71-73.googlebot.com_Mozilla/5.0 (compatible; Googlebot/2.1; +http://www.google.com/bot.html)	146	0.14%	177

	Visitor	Visits	% Visits	Hits
91.	crawl-66-249-71-146.googlebot.com_Mozilla/5.0 (compatible; Googlebot/2.1; +http://www.google.com/bot.html)	146	0.14%	190
92.	crawl-66-249-71-51.googlebot.com_Mozilla/5.0 (compatible; Googlebot/2.1; +http://www.google.com/bot.html)	146	0.14%	175
93.	crawl-66-249-71-212.googlebot.com_Mozilla/5.0 (compatible; Googlebot/2.1; +http://www.google.com/bot.html)	146	0.14%	188
94.	crawl-66-249-71-210.googlebot.com_Mozilla/5.0 (compatible; Googlebot/2.1; +http://www.google.com/bot.html)	146	0.14%	188
95.	crawl-66-249-71-55.googlebot.com_Mozilla/5.0 (compatible; Googlebot/2.1; +http://www.google.com/bot.html)	146	0.14%	184
96.	crawl-66-249-71-137.googlebot.com_Mozilla/5.0 (compatible; Googlebot/2.1; +http://www.google.com/bot.html)	146	0.14%	187
97.	crawl-66-249-71-138.googlebot.com_Mozilla/5.0 (compatible; Googlebot/2.1; +http://www.google.com/bot.html)	146	0.14%	196
98.	crawl-66-249-71-36.googlebot.com_Mozilla/5.0 (compatible; Googlebot/2.1; +http://www.google.com/bot.html)	145	0.14%	181
99.	crawl-66-249-71-40.googlebot.com_Mozilla/5.0 (compatible; Googlebot/2.1; +http://www.google.com/bot.html)	145	0.14%	181
100.	crawl-66-249-71-5.googlebot.com_Mozilla/5.0 (compatible; Googlebot/2.1; +http://www.google.com/bot.html)	145	0.14%	186
101.	crawl-66-249-71-99.googlebot.com_Mozilla/5.0 (compatible; Googlebot/2.1; +http://www.google.com/bot.html)	145	0.14%	168
102.	crawl-66-249-71-214.googlebot.com_Mozilla/5.0 (compatible; Googlebot/2.1; +http://www.google.com/bot.html)	145	0.14%	184
103.	crawl-66-249-71-38.googlebot.com_Mozilla/5.0 (compatible; Googlebot/2.1; +http://www.google.com/bot.html)	145	0.14%	177
104.	crawl-66-249-71-241.googlebot.com_Mozilla/5.0 (compatible; Googlebot/2.1; +http://www.google.com/bot.html)	145	0.14%	189
105.	crawl-66-249-71-48.googlebot.com_Mozilla/5.0 (compatible; Googlebot/2.1; +http://www.google.com/bot.html)	144	0.13%	176
106.	crawl-66-249-71-118.googlebot.com_Mozilla/5.0 (compatible; Googlebot/2.1; +http://www.google.com/bot.html)	144	0.13%	175

	Visitor	Visits	% Visits	Hits
107.	crawl-66-249-71-65.googlebot.com_Mozilla/5.0 (compatible; Googlebot/2.1; +http://www.google.com/bot.html)	144	0.13%	179
108.	crawl-66-249-71-57.googlebot.com_Mozilla/5.0 (compatible; Googlebot/2.1; +http://www.google.com/bot.html)	144	0.13%	176
109.	crawl-66-249-71-167.googlebot.com_Mozilla/5.0 (compatible; Googlebot/2.1; +http://www.google.com/bot.html)	144	0.13%	190
110.	crawl-66-249-71-12.googlebot.com_Mozilla/5.0 (compatible; Googlebot/2.1; +http://www.google.com/bot.html)	143	0.13%	178
111.	crawl-66-249-71-7.googlebot.com_Mozilla/5.0 (compatible; Googlebot/2.1; +http://www.google.com/bot.html)	143	0.13%	171
112.	crawl-66-249-71-16.googlebot.com_Mozilla/5.0 (compatible; Googlebot/2.1; +http://www.google.com/bot.html)	143	0.13%	177
113.	crawl-66-249-71-59.googlebot.com_Mozilla/5.0 (compatible; Googlebot/2.1; +http://www.google.com/bot.html)	143	0.13%	174
114.	crawl-66-249-71-150.googlebot.com_Mozilla/5.0 (compatible; Googlebot/2.1; +http://www.google.com/bot.html)	143	0.13%	173
115.	crawl-66-249-71-165.googlebot.com_Mozilla/5.0 (compatible; Googlebot/2.1; +http://www.google.com/bot.html)	143	0.13%	170
116.	crawl-66-249-71-213.googlebot.com_Mozilla/5.0 (compatible; Googlebot/2.1; +http://www.google.com/bot.html)	143	0.13%	174
117.	crawl-66-249-71-140.googlebot.com_Mozilla/5.0 (compatible; Googlebot/2.1; +http://www.google.com/bot.html)	143	0.13%	182
118.	crawl-66-249-71-34.googlebot.com_Mozilla/5.0 (compatible; Googlebot/2.1; +http://www.google.com/bot.html)	143	0.13%	183
119.	crawl-66-249-71-166.googlebot.com_Mozilla/5.0 (compatible; Googlebot/2.1; +http://www.google.com/bot.html)	142	0.13%	169
120.	crawl-66-249-71-132.googlebot.com_Mozilla/5.0 (compatible; Googlebot/2.1; +http://www.google.com/bot.html)	142	0.13%	168
121.	crawl-66-249-71-11.googlebot.com_Mozilla/5.0 (compatible; Googlebot/2.1; +http://www.google.com/bot.html)	142	0.13%	182
122.	crawl-66-249-71-176.googlebot.com_Mozilla/5.0 (compatible; Googlebot/2.1; +http://www.google.com/bot.html)	142	0.13%	181

	Visitor	Visits	% Visits	Hits
123.	crawl-66-249-71-196.googlebot.com_Mozilla/5.0 (compatible; Googlebot/2.1; +http://www.google.com/bot.html)	141	0.13%	168
124.	crawl-66-249-71-45.googlebot.com_Mozilla/5.0 (compatible; Googlebot/2.1; +http://www.google.com/bot.html)	141	0.13%	174
125.	crawl-66-249-71-238.googlebot.com_Mozilla/5.0 (compatible; Googlebot/2.1; +http://www.google.com/bot.html)	141	0.13%	173
126.	crawl-66-249-71-218.googlebot.com_Mozilla/5.0 (compatible; Googlebot/2.1; +http://www.google.com/bot.html)	141	0.13%	175
127.	crawl-66-249-71-15.googlebot.com_Mozilla/5.0 (compatible; Googlebot/2.1; +http://www.google.com/bot.html)	141	0.13%	185
128.	crawl-66-249-71-112.googlebot.com_Mozilla/5.0 (compatible; Googlebot/2.1; +http://www.google.com/bot.html)	141	0.13%	172
129.	crawl-66-249-71-149.googlebot.com_Mozilla/5.0 (compatible; Googlebot/2.1; +http://www.google.com/bot.html)	141	0.13%	179
130.	crawl-66-249-71-230.googlebot.com_Mozilla/5.0 (compatible; Googlebot/2.1; +http://www.google.com/bot.html)	141	0.13%	167
131.	crawl-66-249-71-78.googlebot.com_Mozilla/5.0 (compatible; Googlebot/2.1; +http://www.google.com/bot.html)	141	0.13%	174
132.	crawl-66-249-71-135.googlebot.com_Mozilla/5.0 (compatible; Googlebot/2.1; +http://www.google.com/bot.html)	141	0.13%	178
133.	crawl-66-249-71-104.googlebot.com_Mozilla/5.0 (compatible; Googlebot/2.1; +http://www.google.com/bot.html)	141	0.13%	185
134.	crawl-66-249-71-169.googlebot.com_Mozilla/5.0 (compatible; Googlebot/2.1; +http://www.google.com/bot.html)	141	0.13%	176
135.	crawl-66-249-71-115.googlebot.com_Mozilla/5.0 (compatible; Googlebot/2.1; +http://www.google.com/bot.html)	141	0.13%	190
136.	crawl-66-249-71-119.googlebot.com_Mozilla/5.0 (compatible; Googlebot/2.1; +http://www.google.com/bot.html)	140	0.13%	174
137.	crawl-66-249-71-111.googlebot.com_Mozilla/5.0 (compatible; Googlebot/2.1; +http://www.google.com/bot.html)	140	0.13%	166
138.	crawl-66-249-71-21.googlebot.com_Mozilla/5.0 (compatible; Googlebot/2.1; +http://www.google.com/bot.html)	140	0.13%	175
139.	66.232.113.194_-	140	0.13%	140

	Visitor	Visits	% Visits	Hits
140.	crawl-66-249-71-101.googlebot.com_Mozilla/5.0 (compatible; Googlebot/2.1; +http://www.google.com/bot.html)	140	0.13%	189
141.	crawl-66-249-71-183.googlebot.com_Mozilla/5.0 (compatible; Googlebot/2.1; +http://www.google.com/bot.html)	140	0.13%	174
142.	crawl-66-249-71-247.googlebot.com_Mozilla/5.0 (compatible; Googlebot/2.1; +http://www.google.com/bot.html)	140	0.13%	178
143.	crawl-66-249-71-83.googlebot.com_Mozilla/5.0 (compatible; Googlebot/2.1; +http://www.google.com/bot.html)	140	0.13%	176
144.	crawl-66-249-71-81.googlebot.com_Mozilla/5.0 (compatible; Googlebot/2.1; +http://www.google.com/bot.html)	139	0.13%	180
145.	crawl-66-249-71-250.googlebot.com_Mozilla/5.0 (compatible; Googlebot/2.1; +http://www.google.com/bot.html)	139	0.13%	163
146.	crawl-66-249-71-47.googlebot.com_Mozilla/5.0 (compatible; Googlebot/2.1; +http://www.google.com/bot.html)	139	0.13%	168
147.	crawl-66-249-71-152.googlebot.com_Mozilla/5.0 (compatible; Googlebot/2.1; +http://www.google.com/bot.html)	139	0.13%	202
148.	crawl-66-249-71-10.googlebot.com_Mozilla/5.0 (compatible; Googlebot/2.1; +http://www.google.com/bot.html)	139	0.13%	178
149.	crawl-66-249-71-82.googlebot.com_Mozilla/5.0 (compatible; Googlebot/2.1; +http://www.google.com/bot.html)	139	0.13%	174
150.	65.214.45.223_Mozilla/5.0 (compatible; Ask Jeeves/Teoma; +http://about.ask.com/en/docs/about/webmasters.shtml)	139	0.13%	435
151.	crawl-66-249-71-227.googlebot.com_Mozilla/5.0 (compatible; Googlebot/2.1; +http://www.google.com/bot.html)	139	0.13%	183
152.	crawl-66-249-71-248.googlebot.com_Mozilla/5.0 (compatible; Googlebot/2.1; +http://www.google.com/bot.html)	138	0.13%	180
153.	crawl-66-249-71-201.googlebot.com_Mozilla/5.0 (compatible; Googlebot/2.1; +http://www.google.com/bot.html)	138	0.13%	175
154.	crawl-66-249-71-242.googlebot.com_Mozilla/5.0 (compatible; Googlebot/2.1; +http://www.google.com/bot.html)	138	0.13%	174
155.	crawl-66-249-71-72.googlebot.com_Mozilla/5.0 (compatible; Googlebot/2.1; +http://www.google.com/bot.html)	138	0.13%	170

	Visitor	Visits	% Visits	Hits
156.	crawl-66-249-71-216.googlebot.com_Mozilla/5.0 (compatible; Googlebot/2.1; +http://www.google.com/bot.html)	138	0.13%	173
157.	crawl-66-249-71-107.googlebot.com_Mozilla/5.0 (compatible; Googlebot/2.1; +http://www.google.com/bot.html)	138	0.13%	169
158.	crawl-66-249-71-97.googlebot.com_Mozilla/5.0 (compatible; Googlebot/2.1; +http://www.google.com/bot.html)	138	0.13%	167
159.	crawl-66-249-71-43.googlebot.com_Mozilla/5.0 (compatible; Googlebot/2.1; +http://www.google.com/bot.html)	138	0.13%	176
160.	crawl-66-249-71-8.googlebot.com_Mozilla/5.0 (compatible; Googlebot/2.1; +http://www.google.com/bot.html)	138	0.13%	180
161.	crawl-66-249-71-199.googlebot.com_Mozilla/5.0 (compatible; Googlebot/2.1; +http://www.google.com/bot.html)	137	0.13%	179
162.	crawl-66-249-71-27.googlebot.com_Mozilla/5.0 (compatible; Googlebot/2.1; +http://www.google.com/bot.html)	137	0.13%	171
163.	crawl-66-249-71-145.googlebot.com_Mozilla/5.0 (compatible; Googlebot/2.1; +http://www.google.com/bot.html)	137	0.13%	176
164.	crawl-66-249-71-172.googlebot.com_Mozilla/5.0 (compatible; Googlebot/2.1; +http://www.google.com/bot.html)	137	0.13%	190
165.	crawl-66-249-71-105.googlebot.com_Mozilla/5.0 (compatible; Googlebot/2.1; +http://www.google.com/bot.html)	137	0.13%	173
166.	crawl-66-249-71-246.googlebot.com_Mozilla/5.0 (compatible; Googlebot/2.1; +http://www.google.com/bot.html)	137	0.13%	183
167.	crawl-66-249-71-203.googlebot.com_Mozilla/5.0 (compatible; Googlebot/2.1; +http://www.google.com/bot.html)	137	0.13%	174
168.	crawl-66-249-71-251.googlebot.com_Mozilla/5.0 (compatible; Googlebot/2.1; +http://www.google.com/bot.html)	137	0.13%	175
169.	crawl-66-249-71-162.googlebot.com_Mozilla/5.0 (compatible; Googlebot/2.1; +http://www.google.com/bot.html)	136	0.13%	172
170.	crawl-66-249-71-85.googlebot.com_Mozilla/5.0 (compatible; Googlebot/2.1; +http://www.google.com/bot.html)	136	0.13%	163
171.	crawl-66-249-71-148.googlebot.com_Mozilla/5.0 (compatible; Googlebot/2.1; +http://www.google.com/bot.html)	136	0.13%	168

	Visitor	Visits	% Visits	Hits
172.	crawl-66-249-71-180.googlebot.com_Mozilla/5.0 (compatible; Googlebot/2.1; +http://www.google.com/bot.html)	136	0.13%	186
173.	crawl-66-249-71-3.googlebot.com_Mozilla/5.0 (compatible; Googlebot/2.1; +http://www.google.com/bot.html)	136	0.13%	175
174.	crawl-66-249-71-163.googlebot.com_Mozilla/5.0 (compatible; Googlebot/2.1; +http://www.google.com/bot.html)	136	0.13%	168
175.	crawl-66-249-71-44.googlebot.com_Mozilla/5.0 (compatible; Googlebot/2.1; +http://www.google.com/bot.html)	136	0.13%	169
176.	crawl-66-249-71-177.googlebot.com_Mozilla/5.0 (compatible; Googlebot/2.1; +http://www.google.com/bot.html)	136	0.13%	176
177.	crawl-66-249-71-100.googlebot.com_Mozilla/5.0 (compatible; Googlebot/2.1; +http://www.google.com/bot.html)	135	0.13%	177
178.	crawl-66-249-71-155.googlebot.com_Mozilla/5.0 (compatible; Googlebot/2.1; +http://www.google.com/bot.html)	135	0.13%	169
179.	crawl-66-249-71-117.googlebot.com_Mozilla/5.0 (compatible; Googlebot/2.1; +http://www.google.com/bot.html)	135	0.13%	181
180.	crawl-66-249-71-37.googlebot.com_Mozilla/5.0 (compatible; Googlebot/2.1; +http://www.google.com/bot.html)	135	0.13%	176
181.	crawl-66-249-71-154.googlebot.com_Mozilla/5.0 (compatible; Googlebot/2.1; +http://www.google.com/bot.html)	135	0.13%	160
182.	crawl-66-249-71-58.googlebot.com_Mozilla/5.0 (compatible; Googlebot/2.1; +http://www.google.com/bot.html)	135	0.13%	171
183.	crawl-66-249-71-106.googlebot.com_Mozilla/5.0 (compatible; Googlebot/2.1; +http://www.google.com/bot.html)	135	0.13%	166
184.	crawl-66-249-71-25.googlebot.com_Mozilla/5.0 (compatible; Googlebot/2.1; +http://www.google.com/bot.html)	135	0.13%	170
185.	crawl-66-249-71-181.googlebot.com_Mozilla/5.0 (compatible; Googlebot/2.1; +http://www.google.com/bot.html)	135	0.13%	183
186.	crawl-66-249-71-226.googlebot.com_Mozilla/5.0 (compatible; Googlebot/2.1; +http://www.google.com/bot.html)	135	0.13%	163
187.	crawl-66-249-71-239.googlebot.com_Mozilla/5.0 (compatible; Googlebot/2.1; +http://www.google.com/bot.html)	135	0.13%	167

	Visitor	Visits	% Visits	Hits
188.	crawl-66-249-71-19.googlebot.com_Mozilla/5.0 (compatible; Googlebot/2.1; +http://www.google.com/bot.html)	135	0.13%	170
189.	crawl-66-249-71-208.googlebot.com_Mozilla/5.0 (compatible; Googlebot/2.1; +http://www.google.com/bot.html)	134	0.12%	158
190.	crawl-66-249-71-39.googlebot.com_Mozilla/5.0 (compatible; Googlebot/2.1; +http://www.google.com/bot.html)	134	0.12%	175
191.	crawl-66-249-71-35.googlebot.com_Mozilla/5.0 (compatible; Googlebot/2.1; +http://www.google.com/bot.html)	134	0.12%	171
192.	crawl-66-249-71-219.googlebot.com_Mozilla/5.0 (compatible; Googlebot/2.1; +http://www.google.com/bot.html)	134	0.12%	161
193.	crawl-66-249-71-171.googlebot.com_Mozilla/5.0 (compatible; Googlebot/2.1; +http://www.google.com/bot.html)	134	0.12%	166
194.	crawl-66-249-71-80.googlebot.com_Mozilla/5.0 (compatible; Googlebot/2.1; +http://www.google.com/bot.html)	133	0.12%	170
195.	crawl-66-249-71-33.googlebot.com_Mozilla/5.0 (compatible; Googlebot/2.1; +http://www.google.com/bot.html)	133	0.12%	167
196.	crawl-66-249-71-53.googlebot.com_Mozilla/5.0 (compatible; Googlebot/2.1; +http://www.google.com/bot.html)	132	0.12%	173
197.	crawl-66-249-71-108.googlebot.com_Mozilla/5.0 (compatible; Googlebot/2.1; +http://www.google.com/bot.html)	132	0.12%	179
198.	crawl-66-249-71-24.googlebot.com_Mozilla/5.0 (compatible; Googlebot/2.1; +http://www.google.com/bot.html)	132	0.12%	163
199.	crawl-66-249-71-184.googlebot.com_Mozilla/5.0 (compatible; Googlebot/2.1; +http://www.google.com/bot.html)	132	0.12%	174
200.	crawl-66-249-71-206.googlebot.com_Mozilla/5.0 (compatible; Googlebot/2.1; +http://www.google.com/bot.html)	132	0.12%	165
201.	crawl-66-249-71-22.googlebot.com_Mozilla/5.0 (compatible; Googlebot/2.1; +http://www.google.com/bot.html)	132	0.12%	159
202.	crawl-66-249-71-84.googlebot.com_Mozilla/5.0 (compatible; Googlebot/2.1; +http://www.google.com/bot.html)	132	0.12%	169
203.	crawl-66-249-71-120.googlebot.com_Mozilla/5.0 (compatible; Googlebot/2.1; +http://www.google.com/bot.html)	132	0.12%	165

	Visitor	Visits	% Visits	Hits
204.	crawl-66-249-71-179.googlebot.com_Mozilla/5.0 (compatible; Googlebot/2.1; +http://www.google.com/bot.html)	131	0.12%	160
205.	crawl-66-249-71-98.googlebot.com_Mozilla/5.0 (compatible; Googlebot/2.1; +http://www.google.com/bot.html)	131	0.12%	168
206.	crawl-66-249-71-182.googlebot.com_Mozilla/5.0 (compatible; Googlebot/2.1; +http://www.google.com/bot.html)	131	0.12%	164
207.	crawl-66-249-71-237.googlebot.com_Mozilla/5.0 (compatible; Googlebot/2.1; +http://www.google.com/bot.html)	131	0.12%	166
208.	crawl-66-249-71-225.googlebot.com_Mozilla/5.0 (compatible; Googlebot/2.1; +http://www.google.com/bot.html)	131	0.12%	178
209.	crawl-66-249-71-232.googlebot.com_Mozilla/5.0 (compatible; Googlebot/2.1; +http://www.google.com/bot.html)	131	0.12%	157
210.	crawl-66-249-71-151.googlebot.com_Mozilla/5.0 (compatible; Googlebot/2.1; +http://www.google.com/bot.html)	131	0.12%	157
211.	crawl-66-249-71-205.googlebot.com_Mozilla/5.0 (compatible; Googlebot/2.1; +http://www.google.com/bot.html)	130	0.12%	169
212.	crawl-66-249-71-231.googlebot.com_Mozilla/5.0 (compatible; Googlebot/2.1; +http://www.google.com/bot.html)	130	0.12%	171
213.	crawl-66-249-71-89.googlebot.com_Mozilla/5.0 (compatible; Googlebot/2.1; +http://www.google.com/bot.html)	130	0.12%	174
214.	crawl-66-249-71-136.googlebot.com_Mozilla/5.0 (compatible; Googlebot/2.1; +http://www.google.com/bot.html)	130	0.12%	152
215.	crawl-66-249-71-14.googlebot.com_Mozilla/5.0 (compatible; Googlebot/2.1; +http://www.google.com/bot.html)	130	0.12%	163
216.	crawl-66-249-71-103.googlebot.com_Mozilla/5.0 (compatible; Googlebot/2.1; +http://www.google.com/bot.html)	129	0.12%	164
217.	crawl-66-249-71-198.googlebot.com_Mozilla/5.0 (compatible; Googlebot/2.1; +http://www.google.com/bot.html)	129	0.12%	158
218.	crawl-66-249-71-195.googlebot.com_Mozilla/5.0 (compatible; Googlebot/2.1; +http://www.google.com/bot.html)	129	0.12%	162
219.	crawl-66-249-71-200.googlebot.com_Mozilla/5.0 (compatible; Googlebot/2.1; +http://www.google.com/bot.html)	129	0.12%	166

	Visitor	Visits	% Visits	Hits
220.	crawl-66-249-71-194.googlebot.com_Mozilla/5.0 (compatible; Googlebot/2.1; +http://www.google.com/bot.html)	128	0.12%	159
221.	crawl-66-249-71-133.googlebot.com_Mozilla/5.0 (compatible; Googlebot/2.1; +http://www.google.com/bot.html)	128	0.12%	164
222.	llf320053.crawl.yahoo.net_Mozilla/5.0 (compatible; Yahoo! Slurp/3.0; http://help.yahoo.com/help/us/ysearch/slurp)	128	0.12%	10,414
223.	crawl-66-249-71-109.googlebot.com_Mozilla/5.0 (compatible; Googlebot/2.1; +http://www.google.com/bot.html)	127	0.12%	162
224.	crawl-66-249-71-153.googlebot.com_Mozilla/5.0 (compatible; Googlebot/2.1; +http://www.google.com/bot.html)	127	0.12%	172
225.	crawl-66-249-71-17.googlebot.com_Mozilla/5.0 (compatible; Googlebot/2.1; +http://www.google.com/bot.html)	126	0.12%	152
226.	crawl-66-249-71-144.googlebot.com_Mozilla/5.0 (compatible; Googlebot/2.1; +http://www.google.com/bot.html)	126	0.12%	156
227.	dhs-outbound.bos3.fastsearch.net_FAST Enterprise Crawler 6 / Scirus scirus-crawler@fast.no; http://www.scirus.com/srsapp/contactus/	125	0.12%	125
228.	crawl-66-249-71-113.googlebot.com_Mozilla/5.0 (compatible; Googlebot/2.1; +http://www.google.com/bot.html)	124	0.12%	155
229.	crawl-66-249-71-9.googlebot.com_Mozilla/5.0 (compatible; Googlebot/2.1; +http://www.google.com/bot.html)	123	0.11%	149
230.	crawl-66-249-71-52.googlebot.com_Mozilla/5.0 (compatible; Googlebot/2.1; +http://www.google.com/bot.html)	119	0.11%	153
231.	crawl-66-249-71-147.googlebot.com_Mozilla/5.0 (compatible; Googlebot/2.1; +http://www.google.com/bot.html)	115	0.11%	137
232.	natcrawlbloc05.net.m1.fti.net_Mozilla/5.0 (Windows; U; Windows NT 5.1; fr; rv:1.8.1) VoilaBot BETA 1.2 (support.voilabot@orange-ftgroup.com)	105	0.10%	224
233.	89.120.154.98_Mozilla/2.0 (compatible; NEWT ActiveX; Win32)	104	0.10%	466
234.	crawl1.nat.svl.searchme.com_Mozilla/5.0 (compatible; Charlotte/1.1; http://www.searchme.com/support/)	98	0.09%	2,910
235.	91.205.124.20_Yanga WorldSearch Bot v1.1/beta (http://www.yanga.co.uk/)	96	0.09%	4,448
236.	134.67.99.162_NLESE USEPA	94	0.09%	460

	Visitor	Visits	% Visits	Hits
237.	crawler5006.ask.com_Mozilla/5.0 (compatible; Ask Jeeves/Teoma; +http://about.ask.com/en/docs/about/webmasters.shtml)	91	0.08%	2,466
238.	66.231.188.52_Gigabot/3.0 (http://www.gigablast.com/spider.html)	91	0.08%	4,072
239.	131.107.65.41_MSR-ISRCCrawler	84	0.08%	723
240.	crawl-66-249-71-186.googlebot.com_Mozilla/5.0 (compatible; Googlebot/2.1; +http://www.google.com/bot.html)	83	0.08%	123
241.	86.104.26.115_Mozilla/2.0 (compatible; NEWT ActiveX; Win32)	82	0.08%	581
242.	64.124.85.94.become.com_Mozilla/5.0 (compatible; BecomeBot/3.0; +http://www.become.com/site_owners.html)	80	0.07%	2,081
243.	80.77.80.253_-	79	0.07%	100
244.	crawl-66-249-71-187.googlebot.com_Mozilla/5.0 (compatible; Googlebot/2.1; +http://www.google.com/bot.html)	79	0.07%	102
245.	crawl-6.cuill.com_Mozilla/5.0 (Twiceler-0.9 http://www.cuil.com/twiceler/robot.html)	77	0.07%	1,776
246.	crawl-11.cuill.com_Mozilla/5.0 (Twiceler-0.9 http://www.cuil.com/twiceler/robot.html)	72	0.07%	2,052
247.	crawl-66-249-71-185.googlebot.com_Mozilla/5.0 (compatible; Googlebot/2.1; +http://www.google.com/bot.html)	72	0.07%	92
248.	165.215.40.252_libwww-perl/5.808	71	0.07%	173
249.	61.247.221.43_Yeti/1.0 (NHN Corp.;; http://help.naver.com/robots/)	67	0.06%	88
250.	crawl-66-249-71-131.googlebot.com_Mozilla/5.0 (compatible; Googlebot/2.1; +http://www.google.com/bot.html)	64	0.06%	78
251.	crawl2.nat.svl.searchme.com_Mozilla/5.0 (compatible; Charlotte/1.1; http://www.searchme.com/support/)	64	0.06%	999
252.	218-160-32-201.dynamic.hinet.net_Slurp/Nutch-1.0-dev (Slurp Search Engineer; http://www.google.com/bot.html; nutch-agent@lucene.apache.org)	63	0.06%	171
253.	10.4.207.91.unknown.SteepHost.Net_-	63	0.06%	86
254.	58.79-161-20.customer.lyse.net_Java/1.5.0_12	63	0.06%	76
255.	AGSCITESTDC.cas.psu.edu_libwww-perl/5.808	62	0.06%	93
256.	203.208.251.253_Mozilla/4.5	62	0.06%	62
257.	rg34.riverglassinc.com_Jakarta Commons-HttpClient/3.0.1	62	0.06%	6,682
258.	64.62.178.178_InfoMinder (V2.0 Win32)	62	0.06%	93

	Visitor	Visits	% Visits	Hits
259.	crawl-66-249-71-129.googlebot.com_Mozilla/5.0 (compatible; Googlebot/2.1; +http://www.google.com/bot.html)	61	0.06%	72
260.	dj531010.crawl.yahoo.net_Mozilla/5.0 (compatible; Yahoo! DE Slurp; http://help.yahoo.com/help/us/ysearch/slurp)	60	0.06%	180
261.	61.247.221.42_Yeti/1.0 (NHN Corp.; http://help.naver.com/robots/)	60	0.06%	71
262.	dj332007.crawl.yahoo.net_Mozilla/5.0 (compatible; Yahoo! DE Slurp; http://help.yahoo.com/help/us/ysearch/slurp)	60	0.06%	179
263.	storm.serverdnx.com_-	60	0.06%	60
264.	offer-best-deal.com_Clearware web browser	60	0.06%	60
265.	gw501-1.cin.planetdiscover.com_Mozilla/4.0 (compatible; Search Publisher 3.0)	60	0.06%	1,563
266.	65.214.45.213_Mozilla/5.0 (compatible; Ask Jeeves/Teoma; +http://about.ask.com/en/docs/about/webmasters.shtml)	59	0.05%	63
267.	209.249.11.3_MSRBOT (http://research.microsoft.com/research/sv/msrbot/)	59	0.05%	318
268.	ec2-67-202-27-173.compute-1.amazonaws.com_ia_archiver (+http://www.alexa.com/site/help/webmasters; crawler@alexa.com)	55	0.05%	171
269.	65.214.45.218_Mozilla/5.0 (compatible; Ask Jeeves/Teoma; +http://about.ask.com/en/docs/about/webmasters.shtml)	54	0.05%	59
270.	prodweb.tpwd.state.tx.us_-	54	0.05%	56
271.	dsl092-131-126.chi1.dsl.speakeasy.net_Mozilla/4.0 (compatible; MSIE 6.0; Windows 98) Web Link Validator 5.0	54	0.05%	92
272.	65.214.45.216_Mozilla/5.0 (compatible; Ask Jeeves/Teoma; +http://about.ask.com/en/docs/about/webmasters.shtml)	53	0.05%	56
273.	rg44.riverglassinc.com_Jakarta Commons-HttpClient/3.0.1	52	0.05%	1,240
274.	65.214.45.214_Mozilla/5.0 (compatible; Ask Jeeves/Teoma; +http://about.ask.com/en/docs/about/webmasters.shtml)	51	0.05%	57
275.	65.214.45.217_Mozilla/5.0 (compatible; Ask Jeeves/Teoma; +http://about.ask.com/en/docs/about/webmasters.shtml)	51	0.05%	52
276.	134.67.2.137_Mozilla/4.0 (compatible; MSIE 6.0; Windows NT 5.1; SV1; InfoPath.1; .NET CLR 1.1.4322; .NET CLR 2.0.50727; .NET CLR 3.0.04506.648; .NET CLR 3.5.21022)	50	0.05%	392
277.	hk2-lr670014g.super-goo.com_ichiro/3.0 (http://help.goo.ne.jp/door/crawler.html)	50	0.05%	2,971
278.	165.215.34.1_libwww-perl/5.808	48	0.04%	127

	Visitor	Visits	% Visits	Hits
279.	65.214.45.215_Mozilla/5.0 (compatible; Ask Jeeves/Teoma; +http://about.ask.com/en/docs/about/webmasters.shtml)	47	0.04%	50
280.	207.241.229.49_Mozilla/5.0 (compatible; heritrix/1.14.1 +http://crawler.archive.org)	47	0.04%	8,579
281.	65.214.45.190_Mozilla/5.0 (compatible; Ask Jeeves/Teoma; +http://about.ask.com/en/docs/about/webmasters.shtml)	46	0.04%	53
282.	61.247.221.44_Yeti/1.0 (NHN Corp.; http://help.naver.com/robots/)	45	0.04%	64
283.	67.128.194.204_Mozilla/4.0 (compatible; MSIE 7.0; Windows NT 5.1; .NET CLR 1.1.4322; .NET CLR 2.0.50727; InfoPath.1)	45	0.04%	203
284.	161.80.46.44_Mozilla/5.0 (Windows; U; Windows NT 5.1; en-US; rv:1.9.0.3) Gecko/2008092417 Firefox/3.0.3	44	0.04%	254
285.	74.50.117.14_-	44	0.04%	44
286.	dj501013.crawl.yahoo.net_Mozilla/5.0 (compatible; Yahoo! DE Slurp; http://help.yahoo.com/help/us/ysearch/slurp)	44	0.04%	110
287.	crawl-66-249-71-130.googlebot.com_Mozilla/5.0 (compatible; Googlebot/2.1; +http://www.google.com/bot.html)	43	0.04%	52
288.	161.80.46.203_Mozilla/4.0 (compatible; MSIE 7.0; Windows NT 5.1; .NET CLR 1.1.4322; .NET CLR 2.0.50727; InfoPath.1)	43	0.04%	278
289.	sdcrawler1.ig.ntnu.no_boitho.com-dc/0.86 (http://www.boitho.com/dcbot.html)	41	0.04%	44
290.	61.247.221.45_Yeti/1.0 (NHN Corp.; http://help.naver.com/robots/)	41	0.04%	52
291.	crawler5032.ask.com_Mozilla/5.0 (compatible; Ask Jeeves/Teoma; +http://about.ask.com/en/docs/about/webmasters.shtml)	40	0.04%	47
292.	218-160-32-48.dynamic.hinet.net_Slurp/Nutch-1.0-dev (Slurp Search Engineer; http://www.google.com/bot.html; nutch-agent@lucene.apache.org)	40	0.04%	137
293.	161.80.46.134_Mozilla/4.0 (compatible; MSIE 7.0; Windows NT 5.1; .NET CLR 1.1.4322; .NET CLR 2.0.50727; .NET CLR 3.0.04506.30)	40	0.04%	178
294.	tn-fw.ask.com_Mozilla/5.0 (compatible; Ask Jeeves/Teoma; +http://about.ask.com/en/docs/about/webmasters.shtml)	38	0.04%	58
295.	161.80.46.135_Mozilla/4.0 (compatible; MSIE 7.0; Windows NT 5.1; .NET CLR 1.1.4322; .NET CLR 2.0.50727)	38	0.04%	314
296.	sdcrawler3.ig.ntnu.no_boitho.com-dc/0.86 (http://www.boitho.com/dcbot.html)	38	0.04%	41

	Visitor	Visits	% Visits	Hits
297.	61.135.168.133_Baiduspider+(+http://www.baidu.com/search/spider.htm)	37	0.03%	49
298.	64.46.38.12_Todobr_Robot/1.0	37	0.03%	54
299.	61.247.221.41_Yeti/1.0 (NHN Corp.; http://help.naver.com/robots/)	37	0.03%	49
300.	161.80.46.134_Mozilla/4.0 (compatible; MSIE 7.0; Windows NT 5.1; .NET CLR 1.1.4322; .NET CLR 2.0.50727)	36	0.03%	187
301.	APuteaux-151-1-18-51.w82-124.abo.wanadoo.fr_Mozilla/4.5 [en] (Win98; I)	36	0.03%	324
302.	pandora.isinet.com_Microsoft URL Control - 6.00.8862	35	0.03%	35
303.	194.97.131.31_ColdFusion	35	0.03%	44
304.	134.67.99.231_Mozilla/4.0 (compatible; MSIE 6.0; Windows NT 5.1; maxamine.com-robot)	35	0.03%	456
305.	spider30.picsearch.com_psbot/0.1 (+http://www.picsearch.com/bot.html)	35	0.03%	125
306.	ec2-75-101-240-68.compute-1.amazonaws.com_AI SearchBot (Email: aisearchbot@gmail.com; If your web site doesn't want to be crawled, please send us a email.)	35	0.03%	65
307.	218-160-32-115.dynamic.hinet.net_Slurp/Nutch-1.0-dev (Slurp Search Engineer; http://www.google.com/bot.html; nutch-agent@lucene.apache.org)	35	0.03%	186
308.	c-76-21-249-155.hsd1.md.comcast.net_Mozilla/5.0 (Windows; U; Windows NT 5.1; en-US; rv:1.8.1.17) Gecko/20080829 Firefox/2.0.0.17	35	0.03%	73
309.	df-fw.ask.com_Mozilla/5.0 (X11; U; Linux i686; en-US; rv:1.9a1) Gecko/20070308 Minefield/3.0a1	34	0.03%	53
310.	spider23.picsearch.com_psbot/0.1 (+http://www.picsearch.com/bot.html)	34	0.03%	333
311.	tribes.cc_Mozilla/5.0 (compatible; Googlebot/2.1; +http://www.google.com/bot.html)	33	0.03%	63
312.	sjfw1.adobe.com_-	33	0.03%	70
313.	61.247.222.54_Yeti/1.0 (NHN Corp.; http://help.naver.com/robots/)	33	0.03%	42
314.	msnbot-65-55-212-210.search.msn.com_msnbot-media/1.0 (+http://search.msn.com/msnbot.htm)	33	0.03%	1,468
315.	159.10.134.170_Mozilla/4.0 (compatible;)	33	0.03%	34
316.	msnbot-65-55-105-91.search.msn.com_msnbot/1.1 (+http://search.msn.com/msnbot.htm)	32	0.03%	46
317.	218-160-32-4.dynamic.hinet.net_Slurp/Nutch-1.0-dev (Slurp Search Engineer; http://www.google.com/bot.html; nutch-agent@lucene.apache.org)	32	0.03%	161

	Visitor	Visits	% Visits	Hits
318.	133.9.238.101_Wget/1.10.2 (Red Hat modified)	32	0.03%	128
319.	161.80.46.181_Mozilla/5.0 (Windows; U; Windows NT 5.1; en-US; rv:1.9.0.3) Gecko/2008092417 Firefox/3.0.3	32	0.03%	81
320.	sdcrawler2.ig.ntnu.no_boitho.com-dc/0.86 (http://www.boitho.com/dcbot.html)	32	0.03%	33
321.	h-68-166-223-3.snvacaid.covad.net_Mozilla/4.0 (compatible; MSIE 6.0; Windows NT 5.1; SV1; http://www.changedetection.com/bot.html)	31	0.03%	31
322.	cpe-76-91-16-150.socal.res.rr.com_Mozilla/4.0 (compatible; Powermarks/3.5; Windows 95/98/2000/NT)	31	0.03%	31
323.	outside.tpwd.state.tx.us_-	31	0.03%	31
324.	ezpublish2.fsu.edu_eZ Publish Link Validator	31	0.03%	31
325.	gw.worldsoft-isp.net_gsa-crawler (Enterprise; S5-QCYPV6K3FUJAA; sysadmin@worldsoft.ch)	31	0.03%	33
326.	ec2-75-101-251-238.compute-1.amazonaws.com_Mozilla/4.0 (compatible; MSIE 6.0; Windows NT 5.1)	30	0.03%	38
327.	independence.hostmaven.com_-	30	0.03%	30
328.	122.166.92.64.static.reverse.ltdomains.com_-	30	0.03%	30
329.	61.247.222.53_Yeti/1.0 (NHN Corp.; http://help.naver.com/robots/)	30	0.03%	32
330.	c-68-59-219-150.hsd1.tn.comcast.net_Mozilla/4.0 (compatible; MSIE 7.0; Windows NT 6.0; FunWebProducts; SLCC1; .NET CLR 2.0.50727; Media Center PC 5.0; .NET CLR 3.0.04506; InfoPath.1)	30	0.03%	69
331.	dj501003.crawl.yahoo.net_Mozilla/5.0 (compatible; Yahoo! DE Slurp; http://help.yahoo.com/help/us/ysearch/slurp)	30	0.03%	60
332.	dj332062.crawl.yahoo.net_Mozilla/5.0 (compatible; Yahoo! DE Slurp; http://help.yahoo.com/help/us/ysearch/slurp)	30	0.03%	90
333.	208.111.154.249_Mozilla/5.0 (compatible; Charlotte/1.0t; http://www.searchme.com/support/)	30	0.03%	69
334.	ip65-47-243-210.z243-47-65.customer.algx.net_Mozilla/4.0 (compatible; MSIE 6.0; Windows NT 5.1)	29	0.03%	31
335.	130.14.16.214_mozilla (nlmoccssearchadmin@mail.nlm.nih.gov)	29	0.03%	29
336.	ns01-cgnt.hakia.com_hakiaBot/2.1 (vS)	29	0.03%	419
337.	tweb.ucar.edu_www.dlese.org,support@dlese.org	29	0.03%	29
338.	drenweb.usma.edu_-	29	0.03%	29
339.	natasha.scd.ucar.edu_www.dlese.org,support@dlese.org	28	0.03%	28

	Visitor	Visits	% Visits	Hits
340.	193.5.216.100_Mozilla/5.0	28	0.03%	28
341.	161.80.46.135_Mozilla/4.0 (compatible; MSIE 7.0; Windows NT 5.1; .NET CLR 1.1.4322; .NET CLR 2.0.50727; .NET CLR 3.0.04506.30)	28	0.03%	202
342.	209.234.171.43_ia_archiver	28	0.03%	125
343.	msnbot-65-55-105-87.search.msn.com_msnbot/1.1 (+http://search.msn.com/msnbot.htm)	28	0.03%	45
344.	client3.ed.gov_LinkScan/11.5a Unix	27	0.03%	27
345.	login.standardshell.net_Mozilla/4.0 (compatible ; MSIE 6.0; Windows NT 5.1)	26	0.02%	85
346.	cache2.cdc.gov_Mozilla/4.0 (compatible; MSIE 7.0; Windows NT 5.1; .NET CLR 1.1.4322; .NET CLR 2.0.50727; InfoPath.1; MS-RTC LM 8)	26	0.02%	106
347.	diamond.homegauge.com_-	26	0.02%	33
348.	msnbot-65-55-105-93.search.msn.com_msnbot/1.1 (+http://search.msn.com/msnbot.htm)	26	0.02%	30
349.	www.mvspy.com_Mozilla/4.0 (compatible ; MSIE 6.0; Windows NT 5.1)	26	0.02%	64
350.	61.247.222.55_Yeti/1.0 (NHN Corp.; http://help.naver.com/robots/)	26	0.02%	31
351.	130.14.17.214_mozilla (nlmoccssearchadmin@mail.nlm.nih.gov)	26	0.02%	26
352.	dD577CB53.access.telenet.be_Mozilla/4.0 (compatible; MSIE 6.0; Windows NT 5.1; SV1)	25	0.02%	27
353.	pool-141-152-46-217.rcmdva.btas.verizon.net_Mozilla/4.0 (compatible; MSIE 6.0; Windows NT 5.1; SV1; .NET CLR 1.1.4322)	25	0.02%	57
354.	97-82-84-58.static.kgpt.tn.charter.com_Mozilla/5.0 (Windows; U; Windows NT 5.2; en-US; rv:1.8.1.6; .NET CLR 2.0.50727) Gecko/20070725 Firefox/2.0.0.6	25	0.02%	299
355.	llf520054.crawl.yahoo.net_Mozilla/5.0 (compatible; Yahoo! Slurp; http://help.yahoo.com/help/us/ysearch/slurp)	24	0.02%	674
356.	thor.stuartholme.qld.edu.au_Java/1.5.0_09	24	0.02%	24
357.	tschild.de_Mozilla/4.0 (compatible; MSIE 6.0; Windows NT 5.1; SV1)	24	0.02%	24
358.	spider03.logika.net_Mozilla/4.0 (compatible; MSIE 5.0; Windows NT; DigExt)	24	0.02%	24
359.	61.247.222.52_Yeti/1.0 (NHN Corp.; http://help.naver.com/robots/)	24	0.02%	30
360.	listserv.arb.ca.gov_Mozilla/4.08 [en] (Win98; U ;Nav)	24	0.02%	24

	Visitor	Visits	% Visits	Hits
361.	llf520194.crawl.yahoo.net_Mozilla/5.0 (compatible; Yahoo! Slurp; http://help.yahoo.com/help/us/ysearch/slurp)	23	0.02%	833
362.	61.247.222.56_Yeti/1.0 (NHN Corp.;; http://help.naver.com/robots/)	23	0.02%	28
363.	209.133.125.29_Jakarta Commons-HttpClient/3.1	23	0.02%	25
364.	203.143.104.228_-	23	0.02%	140
365.	140.122.143.56_Trend Micro WTP Add-On 1.2.1046	23	0.02%	23
366.	msnbot-65-55-105-85.search.msn.com_msnbot/1.1 (+http://search.msn.com/msnbot.htm)	23	0.02%	35
367.	208.111.154.248_Mozilla/5.0 (compatible; Charlotte/1.0t; http://www.searchme.com/support/)	23	0.02%	49
368.	synapse.nlm.nih.gov_MedlinePlus Link Checker; nlmmedpladm@nlm.nih.gov	23	0.02%	23
369.	eweb1.er.usgs.gov_Ultraseek	23	0.02%	24
370.	64.209.138.199_NutchCVS/0.7.2 (Nutch; http://lucene.apache.org/nutch/bot.html; nutch-agent@lucene.apache.org)	22	0.02%	1,702
371.	ip-208-109-27-110.ip.secureserver.net_-	22	0.02%	32
372.	75-147-142-93-SFBA.hfc.comcastbusiness.net_Morning Paper 1.0 (robots.txt compliant!)	22	0.02%	22
373.	ns.km23309.keymachine.de_Mozilla	22	0.02%	294
374.	msnbot-65-55-105-228.search.msn.com_msnbot/1.1 (+http://search.msn.com/msnbot.htm)	22	0.02%	37
375.	lw.seventyfour.com_LinkWalker/2.0	22	0.02%	83
376.	msnbot-65-55-105-96.search.msn.com_msnbot/1.1 (+http://search.msn.com/msnbot.htm)	22	0.02%	33
377.	i18ndev109.yst.corp.yahoo.com_Mozilla/5.0 (compatible; Yahoo! Slurp; http://help.yahoo.com/help/us/ysearch/slurp)	21	0.02%	24
378.	161.80.46.195_Mozilla/4.0 (compatible; MSIE 7.0; Windows NT 5.1; .NET CLR 1.1.4322; .NET CLR 2.0.50727; InfoPath.1)	21	0.02%	252
379.	213.86.178.92_Magus Bot 1.0	21	0.02%	67
380.	lj910269.crawl.yahoo.net_Mozilla/5.0 (compatible; Yahoo! Slurp China; http://misc.yahoo.com.cn/help.html)	21	0.02%	21
381.	193.138.10.41_Goldfire Server	21	0.02%	55
382.	129.230.248.1_Goldfire Server	21	0.02%	28
383.	runtime-unknown.aexiomus.net_magpie-crawler/1.1 (U; Linux amd64; en-GB; +http://www.brandwatch.net)	21	0.02%	23

	Visitor	Visits	% Visits	Hits
384.	rrtoken01.webapps.rr.com_gsa-crawler (Enterprise; S5-EV47M8H3D6JJS; james.winchell@twcable.com)	21	0.02%	40
385.	161.80.46.165_Mozilla/4.0 (compatible; MSIE 7.0; Windows NT 5.1; .NET CLR 1.1.4322; .NET CLR 2.0.50727)	21	0.02%	89
386.	161.80.46.187_Mozilla/4.0 (compatible; MSIE 7.0; Windows NT 5.1; .NET CLR 1.1.4322; .NET CLR 2.0.50727; InfoPath.1)	21	0.02%	119
387.	spider02.logika.net_Mozilla/4.0 (compatible; MSIE 5.0; Windows NT; DigExt)	21	0.02%	21
388.	msnbot-65-55-105-88.search.msn.com_msnbot/1.1 (+http://search.msn.com/msnbot.htm)	21	0.02%	35
389.	i18ndev110.yst.corp.yahoo.com_Mozilla/5.0 (compatible; Yahoo! Slurp; http://help.yahoo.com/help/us/ysearch/slurp)	21	0.02%	25
390.	future-is.orange.co.uk_Mozilla/2.0 (compatible; MSIE 3.02; Windows CE; Smartphone; 176x220)	20	0.02%	28
391.	161.80.46.41_Mozilla/4.0 (compatible; MSIE 7.0; Windows NT 5.1; .NET CLR 2.0.50727; .NET CLR 1.1.4322)	20	0.02%	67
392.	oriole.ucop.edu_Mozilla/5.0 (compatible; heritrix/1.14.1 +http://www.cdlib.org/)	20	0.02%	68
393.	38.98.120.78_ShopWiki/1.0 (+http://www.shopwiki.com/wiki/Help:Bot)	20	0.02%	182
394.	crawler5108.ask.com_Mozilla/5.0 (compatible; Ask Jeeves/Teoma; +http://about.ask.com/en/docs/about/webmasters.shtml)	20	0.02%	22
395.	213.174.139.3_Mozilla/5.0 (Windows; U; Windows NT 5.1; en; rv:1.8.1) Gecko/20061010 Firefox/2.0	19	0.02%	24
396.	msnbot-65-55-51-42.msn.com_MSMOBOT/1.1 (+http://search.msn.com/msnbot.htm)	19	0.02%	20
397.	bullwinkle.biology.utah.edu_Mozilla/5.0 (Windows; U; Windows NT 5.1; en-US; rv:1.8.1.17) Gecko/20080829 Firefox/2.0.0.17	19	0.02%	108
398.	APuteaux-151-1-96-121.w86-205.abo.wanadoo.fr_Mozilla/4.519 [en] (Win98; I)		0.02%	171
399.	crawler5104.ask.com_Mozilla/5.0 (compatible; Ask Jeeves/Teoma; +http://about.ask.com/en/docs/about/webmasters.shtml)	19	0.02%	21
400.	tuna.rtncad.epa.gov_ColdFusion	19	0.02%	76
401.	60-240-249-200.tpgi.com.au_Mozilla/5.0 (X11; U; Linux i686; en-US; rv:1.8.1.4) Gecko/20070515 Firefox/2.0.0.4	19	0.02%	20
402.	spider01.logika.net_Mozilla/4.0 (compatible; MSIE 5.0; Windows NT; DigExt)	19	0.02%	19

	Visitor	Visits	% Visits	Hits
403.	121.254.193.230_Mozilla/5.0 (compatible; MSIE or Firefox mutant; not on Windows server; +http://ws.daum.net/aboutWebSearch.html) Daumoa/2.0	19	0.02%	400
404.	cpe-68-118-198-227.ma.charter.com_Mozilla/5.0 (Windows; U; Windows NT 6.0; en-US; rv:1.9.0.3) Gecko/2008092417 Firefox/3.0.3	19	0.02%	30
405.	bzq-84-109-105-134.red.bezeqint.net_Mozilla/4.0 (compatible; MSIE 6.0; Windows NT 5.1)	19	0.02%	21
406.	llf520070.crawl.yahoo.net_Mozilla/5.0 (compatible; Yahoo! Slurp; http://help.yahoo.com/help/us/ysearch/slurp)	19	0.02%	202
407.	208.111.154.248_Mozilla/5.0 (X11; U; Linux i686 (x86_64); en-US; rv:1.8.1.11) Gecko/20080109 (Charlotte/0.9; http://www.searchme.com/support/)	19	0.02%	39
408.	204.11.6.125_Mozilla/4.0 (compatible; MSIE 4.01; Windows NT; MS Search 5.0 Robot)	19	0.02%	58
409.	msnbot-65-55-105-92.search.msn.com_msnbot/1.1 (+http://search.msn.com/msnbot.htm)	19	0.02%	27
410.	JD.pnl.gov_Mozilla/4.0 (compatible;)	19	0.02%	21
411.	msnbot-65-55-105-90.search.msn.com_msnbot/1.1 (+http://search.msn.com/msnbot.htm)	18	0.02%	26
412.	cache.jouy.inra.fr_Mozilla/5.0 (Linux; en-US; Netscape 7)	18	0.02%	36
413.	crab.rtnccad.epa.gov_ColdFusion	18	0.02%	72
414.	spider06.logika.net_Mozilla/4.0 (compatible; MSIE 5.0; Windows NT; DigExt)	18	0.02%	18
415.	165.206.16.130_Jakarta Commons-HttpClient/3.0.1	18	0.02%	18
416.	161.80.46.195_Mozilla/4.0 (compatible; MSIE 7.0; Windows NT 5.1; .NET CLR 1.1.4322; .NET CLR 2.0.50727; InfoPath.1; .NET CLR 3.0.04506.30)	18	0.02%	207
417.	llf520195.crawl.yahoo.net_Mozilla/5.0 (compatible; Yahoo! Slurp; http://help.yahoo.com/help/us/ysearch/slurp)	18	0.02%	125
418.	llf520053.crawl.yahoo.net_Mozilla/5.0 (compatible; Yahoo! Slurp; http://help.yahoo.com/help/us/ysearch/slurp)	18	0.02%	1,497
419.	static-213.50.35.92.addr.tdcsong.se_Jakarta Commons-HttpClient/3.1	18	0.02%	35
420.	ip68-229-218-157.ok.ok.cox.net_Mozilla/5.0 (Windows; U; Windows NT 6.0; en-US) AppleWebKit/525.19 (KHTML, like Gecko) Version/3.1.2 Safari/525.21	18	0.02%	21

	Visitor	Visits	% Visits	Hits
■ 421.	crawler5103.ask.com_Mozilla/5.0 (compatible; Ask Jeeves/Teoma; +http://about.ask.com/en/docs/about/webmasters.shtml)	18	0.02%	26
■ 422.	llf520082.crawl.yahoo.net_Mozilla/5.0 (compatible; Yahoo! Slurp; http://help.yahoo.com/help/us/ysearch/slurp)	18	0.02%	172
■ 423.	xk-7-210-a8.bta.net.cn_Mozilla/5.0 (compatible; YoudaoBot/1.0; http://www.youdao.com/help/webmaster/spider/;)	17	0.02%	26
■ 424.	reef.csc.noaa.gov_LWP::Simple/5.79	17	0.02%	17
■ 425.	161.80.46.85_Mozilla/4.0 (compatible; MSIE 7.0; Windows NT 5.1; .NET CLR 1.1.4322; .NET CLR 2.0.50727)	17	0.02%	84
■ 426.	msnbot-65-55-105-95.search.msn.com_msnbot/1.1 (+http://search.msn.com/msnbot.htm)	17	0.02%	27
■ 427.	v32.nat.svl.searchme.com_Mozilla/5.0 (compatible; Charlotte/1.1; http://www.searchme.com/support/)	17	0.02%	18
■ 428.	bzq-84-109-121-176.red.bezeqint.net_Mozilla/4.0 (compatible; MSIE 6.0; Windows NT 5.1)	17	0.02%	21
■ 429.	llf520134.crawl.yahoo.net_Mozilla/5.0 (compatible; Yahoo! Slurp; http://help.yahoo.com/help/us/ysearch/slurp)	17	0.02%	899
■ 430.	213.86.178.89_Magus Bot 1.0	17	0.02%	60
■ 431.	crawler5107.ask.com_Mozilla/5.0 (compatible; Ask Jeeves/Teoma; +http://about.ask.com/en/docs/about/webmasters.shtml)	17	0.02%	19
■ 432.	bzq-84-109-104-179.red.bezeqint.net_Mozilla/4.0 (compatible; MSIE 6.0; Windows NT 5.1)	17	0.02%	19
■ 433.	161.80.46.70_Mozilla/4.0 (compatible; MSIE 7.0; Windows NT 5.1; .NET CLR 1.1.4322; .NET CLR 2.0.50727)	16	0.01%	120
■ 434.	earthmeanders.com_Mozilla/4.0 (compatible; Climate Ark - http://www.climateark.org/)	16	0.01%	65
■ 435.	msnbot-65-55-105-83.search.msn.com_msnbot/1.1 (+http://search.msn.com/msnbot.htm)	16	0.01%	26
■ 436.	hsc158-183.med.utah.edu_Mozilla/5.0 (Macintosh; U; Intel Mac OS X 10_5_5; en-us) AppleWebKit/525.18 (KHTML, like Gecko) Version/3.1.2 Safari/525.20.1	16	0.01%	16
■ 437.	llf520093.crawl.yahoo.net_Mozilla/5.0 (compatible; Yahoo! Slurp; http://help.yahoo.com/help/us/ysearch/slurp)	16	0.01%	71
■ 438.	72.52.84.140_Mozilla/5.0 (Windows; U; Windows NT 5.1; en-US; rv:1.8.1.7pre) Gecko/20070815 Firefox/2.0.0.6 Navigator/9.0b3	16	0.01%	72

	Visitor	Visits	% Visits	Hits
439.	prodweb.osti.gov_Mozilla/4.0 (compatible; T-H-U-N-D-E-R-S-T-O-N-E)	16	0.01%	34
440.	spider07.logika.net_Mozilla/4.0 (compatible; MSIE 5.0; Windows NT; DigExt)	16	0.01%	17
441.	211.115.109.115_Mozilla/5.0 (compatible; MSIE or Firefox mutant; not on Windows server; +http://ws.daum.net/aboutWebSearch.html) Daumoa/2.0	16	0.01%	126
442.	161.80.46.203_Mozilla/4.0 (compatible; MSIE 7.0; Windows NT 5.1; .NET CLR 1.1.4322; .NET CLR 2.0.50727; InfoPath.1; .NET CLR 3.0.04506.30)	16	0.01%	77
443.	p185x201.tceq.state.tx.us_Mozilla/4.0 (compatible; MSIE 7.0; Windows NT 5.1; .NET CLR 1.1.4322; .NET CLR 2.0.50727; .NET CLR 3.0.04506.30)	16	0.01%	44
444.	72.243.243.193_Mozilla/4.0 (compatible; MSIE 4.01; Windows NT; MS Search 5.0 Robot)	16	0.01%	61
445.	salmon.rtncad.epa.gov_ColdFusion	16	0.01%	64
446.	andalusian.rtpnc.epa.gov_NLESE for intraUSEPA	16	0.01%	145
447.	209.133.125.27_Jakarta Commons-HttpClient/3.1	16	0.01%	19
448.	61.119.173.150_-	16	0.01%	23
449.	proxy1.getactive.com_com.frontleaf.util.HTTPClient	15	0.01%	15
450.	222.231.42.193_Mozilla/5.0 (compatible; MSIE or Firefox mutant; not on Windows server; +http://ws.daum.net/aboutWebSearch.html) Daumoa/2.0	15	0.01%	20
451.	goby.rtncad.epa.gov_ColdFusion	15	0.01%	60
452.	msnbot-65-55-105-97.search.msn.com_msnbot/1.1 (+http://search.msn.com/msnbot.htm)	15	0.01%	25
453.	adressa4.idi.ntnu.no_boitho.com-dc/0.85 (http://www.boitho.com/dcbot.html)	15	0.01%	15
454.	thor.stuartholme.qld.edu.au_Mozilla 3.0	15	0.01%	15
455.	207.67.117.179_larbin_2.6.3 larbin2.6.3@unspecified.mail	15	0.01%	233
456.	209.133.125.49_Jakarta Commons-HttpClient/3.1	15	0.01%	15
457.	BOSTON-A.LTI.CS.CMU.EDU_REAP-crawler/Nutch-1.0-del5 (Sapphire Web Crawler using Nutch; http://boston.lti.cs.cmu.edu/crawler/; mhoy@cs.cmu.edu)		0.01%	15

	Visitor	Visits	% Visits	Hits
458.	ads1-68-78-137-182.dsl.emhri1.ameritech.net_Mozilla/4.0 (compatible; MSIE 7.0; Windows NT 5.1; YPC 3.2.0; yplus 5.1.04b)	15	0.01%	23
459.	161.80.46.39_Mozilla/4.0 (compatible; MSIE 7.0; Windows NT 5.1; .NET CLR 1.1.4322; .NET CLR 2.0.50727)	15	0.01%	144
460.	202.179.180.54_Mozilla/4.0 (compatible; NaverBot/1.0; http://help.naver.com/delete_main.asp)	15	0.01%	37
461.	p172-25-230-0.nat.washington.edu_Mozilla/5.0 (Windows; U; Windows NT 5.1; en-US; rv:1.8.1.11) Gecko/20071127 Firefox/2.0.0.11	15	0.01%	30
462.	207.67.117.171_larbin_2.6.3 larbin2.6.3@unspecified.mail	15	0.01%	45
463.	i09.ba.accelovation.com_Mozilla/5.0 (compatible; heritrix/1.15.1-200807172326 +http://www.accelobot.com)	15	0.01%	27
464.	74.125.16.68_Mozilla/4.0 (compatible; MSIE 6.0; Windows NT 5.1)	15	0.01%	24
465.	cache3.cdc.gov_Mozilla/4.0 (compatible; MSIE 7.0; Windows NT 5.1; .NET CLR 1.1.4322; .NET CLR 2.0.50727; InfoPath.1; MS-RTC LM 8)	15	0.01%	101
466.	crawl8.dotnetdotcom.org_Mozilla/5.0 (compatible; DotBot/1.1; http://www.dotnetdotcom.org/, crawler@dotnetdotcom.org)	15	0.01%	1,701
467.	222.231.42.202_Mozilla/5.0 (compatible; MSIE or Firefox mutant; not on Windows server; +http://ws.daum.net/aboutWebSearch.html) Daumoa/2.0	15	0.01%	19
468.	crawl-66-249-71-236.googlebot.com_Googlebot/2.1 (+http://www.google.com/bot.html)	14	0.01%	16
469.	host34.lawbc.com_Mozilla/5.0 (Windows; U; Windows NT 5.1; en-US; rv:1.8.1.11) Gecko/20071127 Firefox/2.0.0.11	14	0.01%	28
470.	spider04.logika.net_Mozilla/4.0 (compatible; MSIE 5.0; Windows NT; DigExt)	14	0.01%	14
471.	crawler1.aurarianetworks.com_AurNet08	14	0.01%	20
472.	llf520083.crawl.yahoo.net_Mozilla/5.0 (compatible; Yahoo! Slurp; http://help.yahoo.com/help/us/ysearch/slurp)	14	0.01%	746
473.	lj910367.crawl.yahoo.net_Mozilla/5.0 (compatible; Yahoo! Slurp China; http://misc.yahoo.com.cn/help.html)	14	0.01%	14
474.	crawler2.aurarianetworks.com_AurNet08	14	0.01%	15

	Visitor	Visits	% Visits	Hits
475.	lj910259.crawl.yahoo.net_Mozilla/5.0 (compatible; Yahoo! Slurp China; http://misc.yahoo.com.cn/help.html)	14	0.01%	14
476.	gateway2.isc.swlabs.org_Grub/2.0 (Grub.org crawler; http://www.grub.org/; bot@grub.org)	14	0.01%	25
477.	madrid.cs.purdue.edu_spider	14	0.01%	23
478.	g2spf.jeeves.ask.info_Mozilla/5.0 (X11; U; Linux i686; en-US; rv:1.9a1) Gecko/20070308 Minefield/3.0a1	14	0.01%	21
479.	203.236.158.121_Mozilla/4.0 (compatible; MSIE 7.0b; Windows NT 6.0)	14	0.01%	14
480.	ik-out-f136.google.com_Mozilla/4.0 (compatible; MSIE 6.0; Windows NT 5.0; Google Wireless Transcoder;)	14	0.01%	28
481.	llf520150.crawl.yahoo.net_Mozilla/5.0 (compatible; Yahoo! Slurp; http://help.yahoo.com/help/us/ysearch/slurp)	14	0.01%	630
482.	c-98-233-191-248.hsd1.wv.comcast.net_Mozilla/4.0 (compatible; MSIE 7.0; Windows NT 6.0; SLCC1; .NET CLR 2.0.50727; Media Center PC 5.0; .NET CLR 3.0.04506)	14	0.01%	108
483.	nat.bsu.edu_Mozilla/5.0 (Windows; U; Windows NT 6.0; en-US; rv:1.9.0.3) Gecko/2008092417 Firefox/3.0.3	14	0.01%	22
484.	161.80.46.165_Mozilla/4.0 (compatible; MSIE 7.0; Windows NT 5.1; .NET CLR 1.1.4322; .NET CLR 2.0.50727; .NET CLR 3.0.04506.30)	14	0.01%	67
485.	mxc1s.about.com_-	14	0.01%	20
486.	llf520049.crawl.yahoo.net_Mozilla/5.0 (compatible; Yahoo! Slurp; http://help.yahoo.com/help/us/ysearch/slurp)	14	0.01%	1,022
487.	tide543.microsoft.com_Mozilla/4.0 (compatible; MSIE 7.0; Windows NT 5.2; .NET CLR 1.1.4322)	14	0.01%	74
488.	paxar.rad1.global-bd.net_Mozilla/4.0 (compatible; MSIE 5.5; Windows NT 5.0)	14	0.01%	91
489.	APuteaux-151-1-93-60.w86-205.abo.wanadoo.fr_Mozilla/4.0 (compatible; MSIE 6.0; Windows NT 5.1)	14	0.01%	24
490.	208.111.154.249_Mozilla/5.0 (X11; U; Linux i686 (x86_64); en-US; rv:1.8.1.11) Gecko/20080109 (Charlotte/0.9t; http://www.searchme.com/support/)	13	0.01%	28
491.	161.80.46.121_Mozilla/4.0 (compatible; MSIE 7.0; Windows NT 5.1; .NET CLR 1.1.4322; .NET CLR 2.0.50727; InfoPath.1)	13	0.01%	69
492.	bzq-84-109-43-201.red.bezeqint.net_Mozilla/4.0 (compatible; MSIE 6.0; Windows NT 5.1)	13	0.01%	13

	Visitor	Visits	% Visits	Hits
493.	161.80.46.197_Mozilla/4.0 (compatible; MSIE 7.0; Windows NT 5.1; .NET CLR 1.1.4322; .NET CLR 2.0.50727)	13	0.01%	79
494.	wilshire.dreamhost.com_Runnk online rss reader : http://www.runnk.com/ : RSS favorites : RSS ranking : RSS aggregator hybridwse@runnk.com	13	0.01%	43
495.	72.5.54.211_-	13	0.01%	13
496.	lj910363.crawl.yahoo.net_Mozilla/5.0 (compatible; Yahoo! Slurp China; http://misc.yahoo.com.cn/help.html)	13	0.01%	13
497.	cpgws-x.dri.edu_Mozilla/5.0 (Windows; U; Windows NT 5.1; en-US; rv:1.9.0.3) Gecko/2008092417 Firefox/3.0.3	13	0.01%	13
498.	llf520191.crawl.yahoo.net_Mozilla/5.0 (compatible; Yahoo! Slurp; http://help.yahoo.com/help/us/ysearch/slurp)	13	0.01%	46
499.	ec2-67-202-53-216.compute-1.amazonaws.com_ia_archiver (+http://www.alexa.com/site/help/webmasters; crawler@alexa.com)	13	0.01%	16
500.	161.80.46.175_Mozilla/4.0 (compatible; MSIE 7.0; Windows NT 5.1; FunWebProducts; .NET CLR 1.1.4322; InfoPath.1; .NET CLR 2.0.50727)	13	0.01%	73
Subtotal for rows: 1 - 500		47,024	43.83%	172,927
Other		60,252	56.17%	284,617
Total		107,276	100.00%	457,544

items 1-500 of 5000

Top Visitors - Help Card



Column Definitions

Visitor

The IP address, domain name, or cookie of the visitor.

Visits

Number of times the specified visitor visited your site. A visit is a series of actions that begins when a visitor views their first page from the server, and ends when the visitor leaves the site or remains idle beyond the idle-time limit. The default idle-time limit is thirty minutes. This time limit can be changed by the system administrator.

Hits

Number of hits attributed to the specified visitor. Each file requested by a visitor registers as a hit. There can be several hits on each page. While the volume of hits reflects the amount of server traffic, it is not an accurate reflection of the number of pages viewed.



Report Descriptions

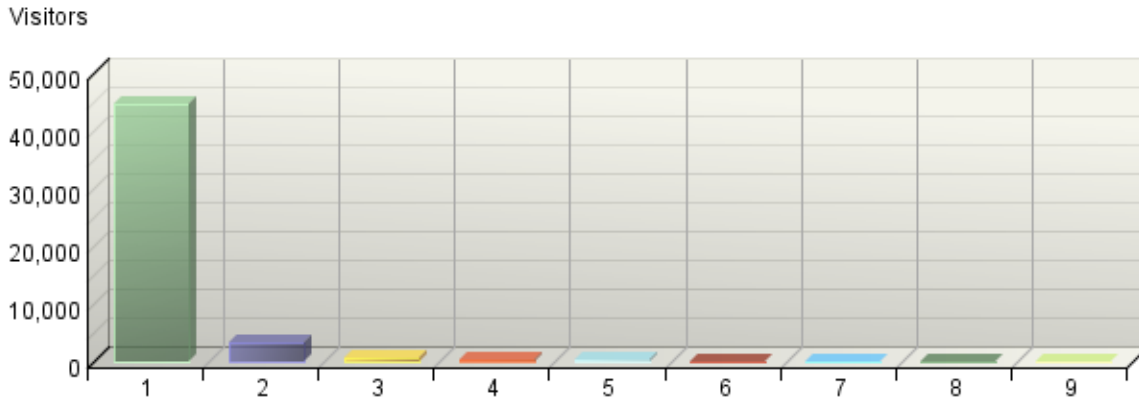
Consider the visitors who use the site most, and tailor your site to their interests and needs. If your site is an intranet, notice which employees use the site most, and find out what they like about it. You might also get feedback from those who use it the least and find out what they are looking for.

Note: If a visitor has a dynamic IP address, or if a group of visitors are behind a proxy server or firewall, this data might be misleading. In the case of a dynamic IP address, multiple IP addresses could be shown for a single visitor, and in the case of a firewall or proxy server, one IP address could be used by more than one visitor.

Visitors by Number of Visits

This report shows the distribution of visitors based on how many times each visitor visited your site.

Visitors by Number of Visits



Visitors by Number of Visits

Number of Visits	Visitors	% Visitors
1 visit	44,765	88.70%
2 visits	3,319	6.58%
3 visits	825	1.63%
4 visits	384	0.76%
5 visits	195	0.39%
6 visits	118	0.23%
7 visits	135	0.27%
8 visits	81	0.16%
9 visits	38	0.08%
Other	609	1.21%
Total	50,469	100.00%

items 1-9 of 9

Visitors by Number of Visits - Help Card



Column Definitions

Number of Visits

The number of visits by each visitor during the period of the report.

Visitors

Number of individuals who came to your site the amount of times specified in the Number of Visits column.

%

Percentage of visitors who came to your site the amount of times specified in the Number of Visits column.



Report Descriptions

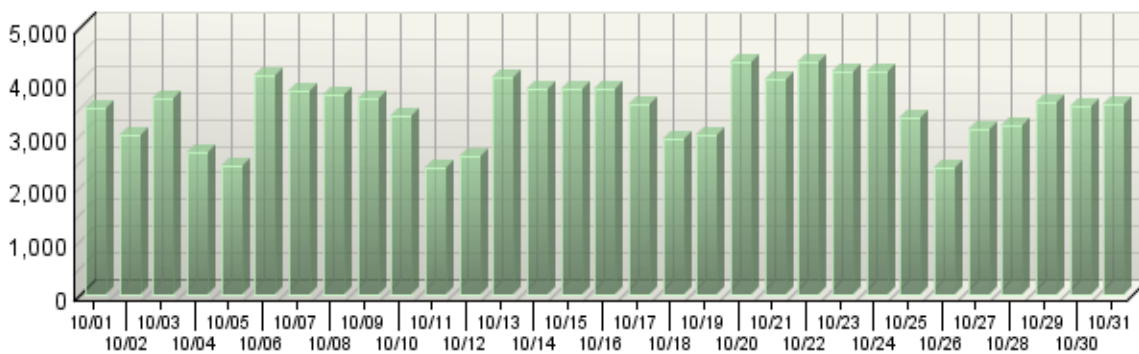
This information can indicate whether or not your site compels visitors to return. Updating web site content is one way to draw return visitors.

Visitors Trend

This report shows how many times visitors visited your web site and how long they stayed. The information is divided into time slices based on the duration of the log file. Some visits may span more than one time interval, and will be counted in each interval where they appear. The sum of visits for all intervals may therefore exceed the total visits shown in the Overview Dashboard page.

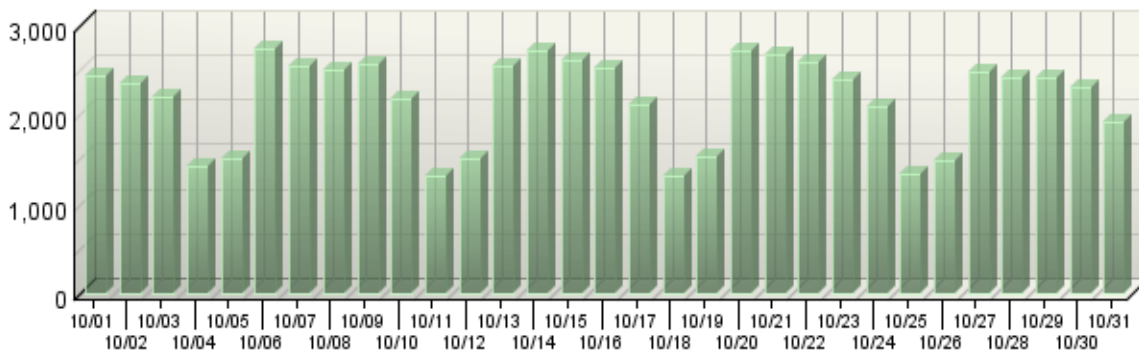
Active Visits Trend

Active Visits



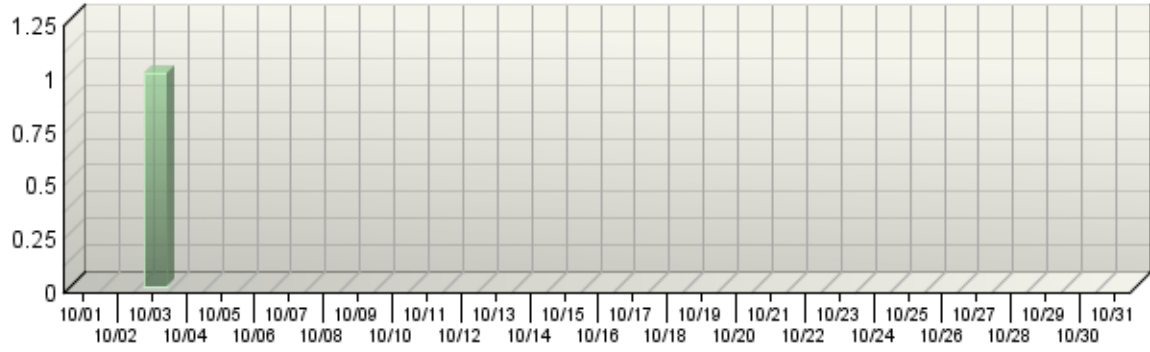
Visitors Trend

Visitors



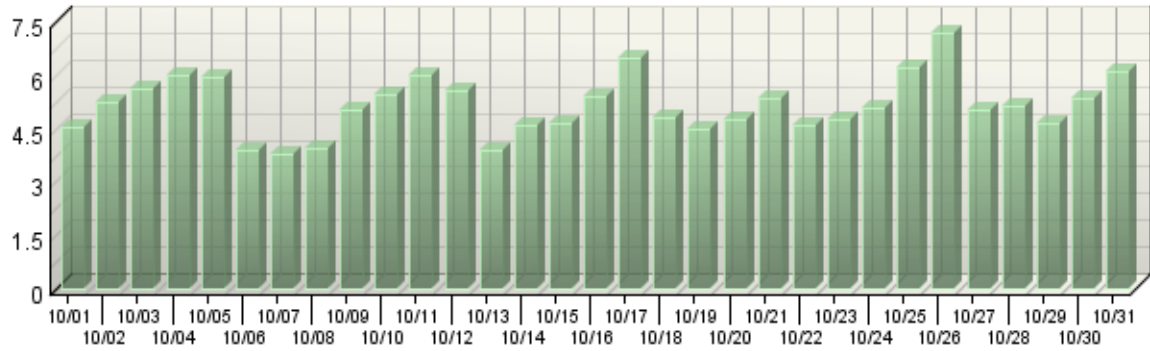
New Visitors Trend

New Visitors



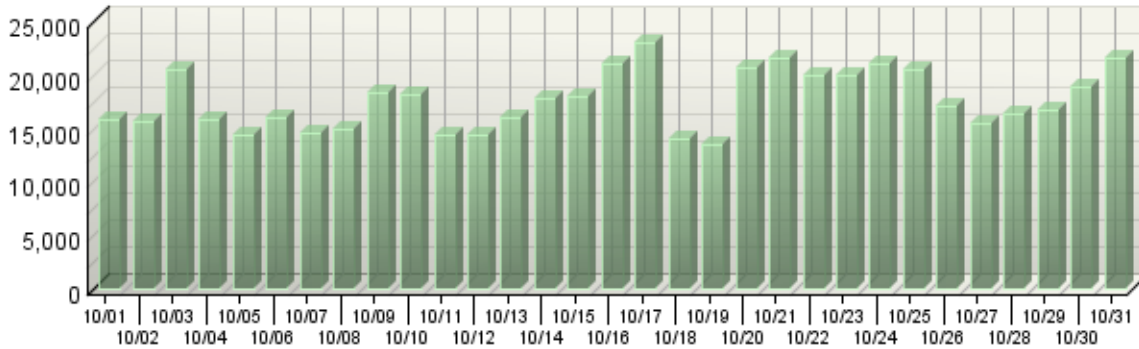
Average Length of Visit Trend

Average Visit Duration



Visitor Minutes Trend

Visitor Minutes



Visitors Trend

Day	Active Visits	Visitors	New Visitors
10/01	3,507	2,448	0
10/02	2,978	2,345	0
10/03	3,675	2,208	1
10/04	2,659	1,414	0
10/05	2,420	1,505	0
10/06	4,092	2,740	0
10/07	3,814	2,552	0
10/08	3,743	2,501	0
10/09	3,657	2,565	0
10/10	3,339	2,188	0
10/11	2,390	1,327	0
10/12	2,575	1,517	0
10/13	4,080	2,546	0
10/14	3,846	2,720	0
10/15	3,857	2,601	0
10/16	3,864	2,521	0
10/17	3,577	2,112	0
10/18	2,924	1,308	0
10/19	2,999	1,533	0
10/20	4,341	2,714	0
10/21	4,028	2,687	0
10/22	4,351	2,592	0
10/23	4,189	2,392	0
10/24	4,169	2,093	0

Day	Active Visits	Visitors	New Visitors
10/25	3,321	1,343	0
10/26	2,371	1,491	0
10/27	3,087	2,475	0
10/28	3,172	2,424	0
10/29	3,582	2,423	0
10/30	3,508	2,308	0
10/31	3,555	1,930	0
Total	-	-	1

items 1-31 of 31

Visitors Trend

Day	Average Visit Duration	Visitor Minutes
10/01	00:04:32	15,904.6
10/02	00:05:14	15,616.43
10/03	00:05:36	20,584.27
10/04	00:05:58	15,888.87
10/05	00:05:55	14,320.35
10/06	00:03:53	15,928.72
10/07	00:03:47	14,489.47
10/08	00:03:57	14,841.3
10/09	00:05:01	18,348.57
10/10	00:05:26	18,157.73
10/11	00:05:59	14,312.75
10/12	00:05:34	14,353.83
10/13	00:03:54	15,968.65
10/14	00:04:36	17,751.5
10/15	00:04:39	17,989.5
10/16	00:05:25	20,968.07
10/17	00:06:27	23,097.92
10/18	00:04:48	14,074.05
10/19	00:04:30	13,496.3
10/20	00:04:44	20,595.7
10/21	00:05:21	21,580.83
10/22	00:04:34	19,940.45
10/23	00:04:46	20,025.45
10/24	00:05:03	21,062.78
10/25	00:06:11	20,539.02
10/26	00:07:11	17,055.73
10/27	00:05:00	15,483.57

Day	Average Visit Duration	Visitor Minutes
10/28	00:05:08	16,303.12
10/29	00:04:38	16,640.72
10/30	00:05:21	18,822.27
10/31	00:06:05	21,635.98
Total	-	545,778.48

items 1-31 of 31

Visitors Trend - Help Card



Column Definitions

Time Interval (hour, day, etc.)

A one-year report displays monthly time increments. A one-quarter report displays weekly time increments. A one-month report or a one-week report displays daily time increments. A daily report displays hourly time increments. An hour-long interval marked 12:00, for example, includes all activity between 12:00 and 12:59.

Active Visits

Number of active visits to your web site. If a visit spans multiple time intervals, it is counted in each interval. Every visit from a visitor is counted, even if the same visitor came to your web site multiple times. Also included are zero-length visits. A zero-length visit occurs when all hits for that visit are logged with the exact same time stamp.

Visitors

Number of individuals who visited your site during the report interval. For a daily report, if someone visits more than once, that person is counted only the first time he or she visits. Values of "N/A" indicate that the detailed data required is not available. This situation occurs when the Top Visitors report has reached its configured limit or when reports for the corresponding period are turned off. For non-daily reports, the visitor measure total is "N/A" since the same visitor can be counted in multiple intervals.

New Visitors

Number of visitors who had never visited your web site before.

Average Visit Duration

The average amount of time visitors spent at your site within the given time interval. The data is formatted as hh:mm:ss (hours:minutes:seconds). The average visit duration is calculated by dividing the value from the Visitor Minutes column by the value from the Active Visits column.

Visitor Minutes

Number of minutes your web site was viewed, regardless of who was viewing it.



Report Descriptions

Use this page to determine which times your web site is busiest.

Daily averages cut off visits that continue into the next day, whereas weekly averages do not. Therefore, weekly averages may appear a bit longer than daily averages.

Total - The total for the column. Visits may span more than one time interval and are counted for each hour in this report. We therefore do not provide a total, which would be misleading.

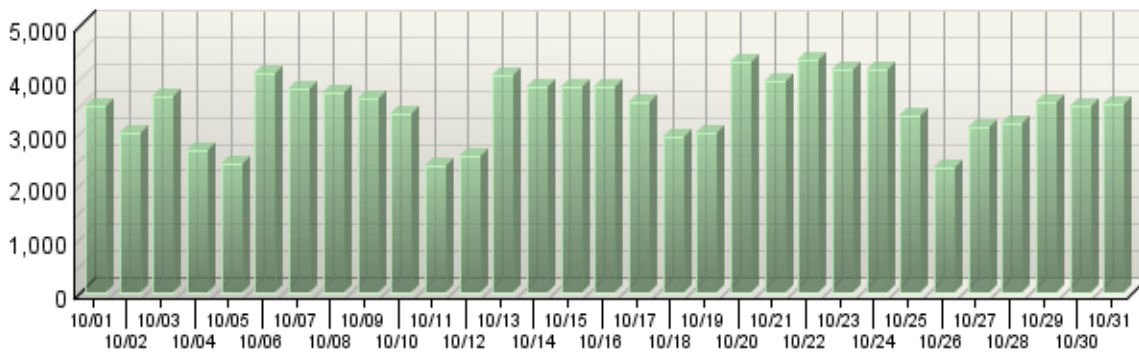
Average - This row gives the average for each column.

Visits Trend

This report shows how the number of visits to your site changes over the course of the report period.

Visits Trend

Visits



Visits Trend

Day	Visits	% Visits
10/01	3,496	3.26%
10/02	2,970	2.77%
10/03	3,663	3.41%
10/04	2,652	2.47%
10/05	2,406	2.24%
10/06	4,083	3.81%
10/07	3,804	3.55%
10/08	3,738	3.48%
10/09	3,646	3.40%
10/10	3,328	3.10%
10/11	2,379	2.22%
10/12	2,566	2.39%
10/13	4,072	3.80%
10/14	3,836	3.58%
10/15	3,847	3.59%
10/16	3,855	3.59%
10/17	3,569	3.33%
10/18	2,921	2.72%
10/19	2,990	2.79%

Day	Visits	% Visits
10/20	4,331	4.04%
10/21	3,941	3.67%
10/22	4,342	4.05%
10/23	4,176	3.89%
10/24	4,160	3.88%
10/25	3,308	3.08%
10/26	2,351	2.19%
10/27	3,076	2.87%
10/28	3,165	2.95%
10/29	3,574	3.33%
10/30	3,501	3.26%
10/31	3,539	3.30%
Total	107,285	100.00%

items 1-31 of 31

Visits Trend - Help Card



Column Definitions

Time Interval (hour, day, etc.)

A one-year report displays monthly time increments. A one-quarter report displays weekly time increments. A one-month report or a one-week report displays daily time increments. A daily report displays hourly time increments. An hour-long interval marked 12:00, for example, includes all activity between 12:00 and 12:59.

Visits

Number of visits to your site during the specified time interval. A visit is a series of actions that begins when a visitor views their first page from the server, and ends when the visitor leaves the site or remains idle beyond the idle-time limit. The default idle-time limit is thirty minutes. This time limit can be changed by the system administrator.

%

Percentage of visits to your site during the specified time interval compared with all visits to your site during the report period.



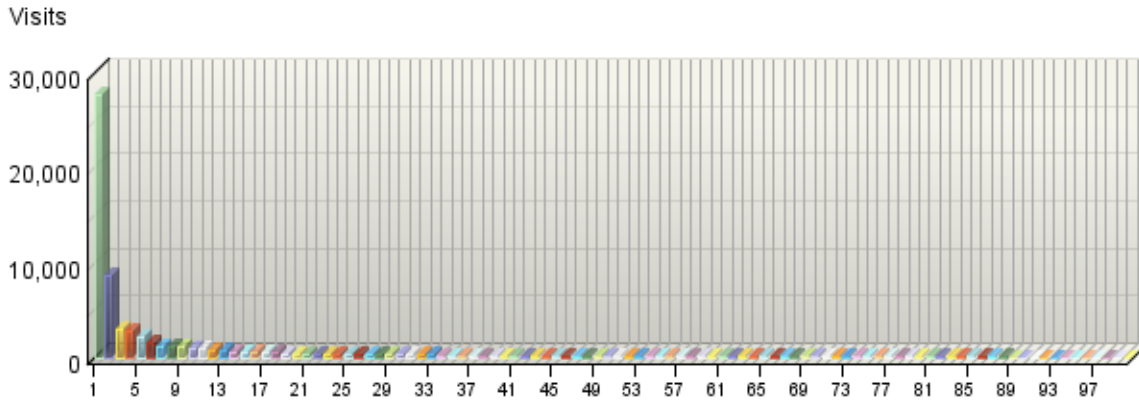
Report Descriptions

Periods of less activity can be considered good times for maintenance and content improvement.

Organizations

If you have enabled the WebTrends GeoTrends Database for this profile, this page will list the most active companies and other organizations visiting your web site.

Organizations by Visits



Organizations

	Organization Domain Name	Visits	% Visits	Hits
■ 1.	Google Inc	27,840	25.95%	35,260
	googlebot.com	27,640	25.76%	34,907
	Unresolved IP Address	150	0.14%	255
	google.com	50	0.05%	98
■ 2.	Hotmail Corporation	8,702	8.11%	29,393
	msn.com	7,399	6.90%	23,094
	Unresolved IP Address	1,303	1.21%	6,299
■ 3.	Internet Assigned Numbers Authority	3,115	2.90%	11,038
	Unresolved IP Address	896	0.84%	3,556
	comcast.net	559	0.52%	1,672
	verizon.net	318	0.30%	1,039
	sbcglobal.net	203	0.19%	631
	rr.com	178	0.17%	525
	rogers.com	123	0.11%	532
	cox.net	98	0.09%	323
	charter.com	97	0.09%	547
	qwest.net	67	0.06%	344
	windstream.net	39	0.04%	238

	Organization Domain Name	Visits	% Visits	Hits
	as29550.net	38	0.04%	126
	spscdns.net	28	0.03%	82
	as43234.net	25	0.02%	79
	saudi.net.sa	22	0.02%	35
	hinet.net	21	0.02%	56
	mchsi.com	19	0.02%	44
	broadband.corbina.ru	16	0.01%	31
	sify.net	15	0.01%	28
	ena.net	13	0.01%	24
	blueyonder.co.uk	12	0.01%	37
■ 4.	U.S. Environmental Protection Agency	2,781	2.59%	29,098
	Unresolved IP Address	2,696	2.51%	28,679
	epa.gov	85	0.08%	419
■ 5.	EXCALIBUR Group, A Time Warner Company	2,247	2.09%	12,935
	rr.com	1,001	0.93%	3,219
	comcast.net	458	0.43%	1,726
	ask.com	317	0.30%	2,845
	Unresolved IP Address	164	0.15%	4,258
	sbcglobal.net	139	0.13%	293
	dsl.bell.ca	29	0.03%	186
	wavecable.com	15	0.01%	58
	sonic.net	12	0.01%	40
	mindspring.com	11	0.01%	43
	cavtel.net	9	0.01%	25
	yildlion.net	8	0.01%	8
	knology.net	7	0.01%	24
	mi-connection.com	5	0.00%	34
	atlanticbb.net	4	0.00%	6
	sunflower.com	4	0.00%	9
	metrocast.net	4	0.00%	5
	sdsl.bell.ca	3	0.00%	4
	in-addr.arpa	3	0.00%	15
	astound.net	3	0.00%	3
	telespectra.com	2	0.00%	2
■ 6.	Yahoo	1,526	1.42%	53,028
	yahoo.net	1,236	1.15%	52,608
	Unresolved IP Address	214	0.20%	276
	yahoo.com	76	0.07%	144
■ 7.	RIPE NCC	1,220	1.14%	8,969

	Organization Domain Name	Visits	% Visits	Hits
	dedi.digiweb.ie	371	0.35%	597
	Unresolved IP Address	365	0.34%	1,455
	lyse.net	63	0.06%	76
	as9105.com	33	0.03%	41
	retail.telecomitalia.it	22	0.02%	94
	saudi.net.sa	21	0.02%	180
	sky.com	18	0.02%	31
	rima-tde.net	17	0.02%	55
	home.otenet.gr	16	0.01%	28
	ukrtel.net	13	0.01%	30
	rdsnet.ro	13	0.01%	117
	t-dialin.net	13	0.01%	56
	bezeqint.net	11	0.01%	46
	morva.net	10	0.01%	26
	gaoland.net	10	0.01%	15
	clients.your-server.de	9	0.01%	146
	net.t-com.hr	9	0.01%	31
	unitymediagroup.de	9	0.01%	58
	bethere.co.uk	8	0.01%	14
	blueyonder.co.uk	8	0.01%	50
■ 8.	Comcast Cable Communications, Inc.	1,200	1.12%	4,084
	comcast.net	1,110	1.03%	3,847
	Unresolved IP Address	89	0.08%	236
	comcast.com	1	0.00%	1
■ 9.	American Registry for Internet Numbers	1,152	1.07%	21,127
	yahoo.net	455	0.42%	19,261
	amazonaws.com	213	0.20%	373
	rr.com	64	0.06%	305
	Unresolved IP Address	49	0.05%	257
	cox.net	40	0.04%	113
	tribes.cc	40	0.04%	75
	justhost.com	27	0.03%	27
	umich.edu	20	0.02%	71
	embarqhsd.net	18	0.02%	92
	optonline.net	16	0.01%	28
	buckeyecom.net	14	0.01%	24
	cableone.net	12	0.01%	25
	iawpro1.com	12	0.01%	15
	shablast.com	10	0.01%	20
	cgocable.net	9	0.01%	35

	Organization Domain Name	Visits	% Visits	Hits
	inktomisearch.com	9	0.01%	16
	onelinkpr.net	8	0.01%	40
	bicycletutor.com	8	0.01%	24
	bresnan.net	7	0.01%	65
	cwjamaica.com	7	0.01%	16
■ 10.	Bell South Intellectual Property Corporation	1,090	1.02%	2,966
	bellsouth.net	535	0.50%	1,662
	Unresolved IP Address	243	0.23%	464
	suddenlink.net	75	0.07%	195
	rr.com	49	0.05%	88
	comcastbusiness.net	21	0.02%	46
	frontiernet.net	13	0.01%	45
	fuse.net	10	0.01%	18
	jonesctr.org	8	0.01%	78
	clearwire-dns.net	6	0.01%	16
	shawgrp.com	5	0.00%	16
	cruzio.com	4	0.00%	10
	everestkc.net	4	0.00%	6
	lstn.net	4	0.00%	16
	rogers.com	4	0.00%	5
	k12.sc.us	4	0.00%	16
	alternativesyouth.org	4	0.00%	37
	nuvox.net	4	0.00%	4
	cpbr.org	3	0.00%	16
	utk.edu	3	0.00%	18
	speakeasy.net	3	0.00%	36
■ 11.	UUNET Technologies, Inc.	1,079	1.01%	2,420
	Unresolved IP Address	1,021	0.95%	2,246
	lawbc.com	19	0.02%	38
	alter.net	10	0.01%	35
	uu.net	4	0.00%	5
	environcorp.com	3	0.00%	12
	rmtinc.com	3	0.00%	45
	montgomerytwp.org	2	0.00%	3
	smiths-group.com	2	0.00%	3
	tcmc.com	1	0.00%	1
	westfieldnj12.org	1	0.00%	1
	mainlywired.com	1	0.00%	1
	aeb.com	1	0.00%	1
	imidatasearch.com	1	0.00%	1

	Organization Domain Name	Visits	% Visits	Hits
	eosinc.net	1	0.00%	1
	geusnet.com	1	0.00%	17
	performanceweb.org	1	0.00%	1
	host247.123.210.65	1	0.00%	1
	host248.123.210.65	1	0.00%	1
	stingcomm.net	1	0.00%	1
	arinc.com	1	0.00%	1
■ 12.	Asia Pacific Network Information Center, Pty. Ltd.	782	0.73%	3,405
	122.airtelbroadband.in	257	0.24%	717
	Unresolved IP Address	243	0.23%	893
	pldt.net	58	0.05%	608
	smartbro.net	49	0.05%	234
	optusnet.com.au	29	0.03%	40
	sparqnet.net	16	0.01%	474
	iinet.net.au	14	0.01%	105
	bigpond.net.au	13	0.01%	14
	youtele.com	7	0.01%	10
	dodo.com.au	7	0.01%	16
	tpgi.com.au	6	0.01%	72
	xtra.co.nz	5	0.00%	8
	ctinets.com	5	0.00%	9
	198.pern.pk	5	0.00%	5
	kbronet.com.tw	5	0.00%	46
	wlink.com.np	3	0.00%	3
	147.pern.pk	3	0.00%	3
	50.pern.pk	3	0.00%	6
	snap.net.nz	3	0.00%	3
	mesh.ad.jp	2	0.00%	15
■ 13.	Verizon Internet Services Inc.	714	0.67%	1,876
	verizon.net	671	0.63%	1,785
	myfairpoint.net	23	0.02%	61
	Unresolved IP Address	18	0.02%	28
	thompson.com	1	0.00%	1
	noblenatl.org	1	0.00%	1
■ 14.	Inktomi Corporation	707	0.66%	1,064
	yahoo.net	704	0.66%	1,060
	inktomisearch.com	3	0.00%	4
■ 15.	Road Runner HoldCo LLC	687	0.64%	2,126
	rr.com	639	0.60%	1,926

	Organization Domain Name	Visits	% Visits	Hits
	Unresolved IP Address	29	0.03%	164
	une.edu	2	0.00%	8
	rtsinc.org	2	0.00%	3
	guthrie.org	1	0.00%	3
	denniswedlick.com	1	0.00%	1
	twcsa.biz	1	0.00%	1
	appelosborne.com	1	0.00%	2
	sandhillsutility.com	1	0.00%	1
	k12.nc.us	1	0.00%	3
	crazyclaws.com	1	0.00%	1
	ballayrx.com	1	0.00%	1
	albany.ny.us	1	0.00%	3
	magnegrip.com	1	0.00%	2
	cleanairconcepts.com	1	0.00%	2
	gmconline.org	1	0.00%	1
	union.nc.us	1	0.00%	2
	devorsetzlaw.com	1	0.00%	1
	cazenovia.edu	1	0.00%	1
■ 16.	SBC Internet	660	0.62%	2,070
	qwest.net	137	0.13%	427
	comcastbusiness.net	129	0.12%	605
	rr.com	99	0.09%	277
	amazonaws.com	87	0.08%	133
	charter.com	43	0.04%	185
	suddenlink.net	23	0.02%	57
	windstream.net	19	0.02%	47
	telus.net	16	0.01%	24
	sbcglobal.net	16	0.01%	65
	clearwire-dns.net	15	0.01%	34
	Unresolved IP Address	15	0.01%	56
	centurytel.net	15	0.01%	43
	ldmi.com	7	0.01%	9
	myvzw.com	6	0.01%	9
	wideopenwest.com	6	0.01%	26
	wildblue.net	4	0.00%	5
	knology.net	3	0.00%	8
	nuvox.net	3	0.00%	11
	triprinceton.org	2	0.00%	8
	sciworld.com	2	0.00%	4
■ 17.	America Online, Inc.	660	0.62%	837

	Organization Domain Name	Visits	% Visits	Hits
	aol.com	660	0.62%	837
■ 18.	COX COMMUNICATIONS	511	0.48%	1,933
	cox.net	496	0.46%	1,863
	bwdh2o.org	4	0.00%	26
	cleanup.org	3	0.00%	15
	Unresolved IP Address	3	0.00%	23
	k12.la.us	1	0.00%	2
	selenetix.com	1	0.00%	1
	earthknowledge.net	1	0.00%	1
	lvcm.net	1	0.00%	1
	baskervilledonovan.com	1	0.00%	1
■ 19.	Verizon Trademark Services LLC	504	0.47%	1,785
	verizon.net	457	0.43%	1,625
	myfairpoint.net	11	0.01%	24
	csgcalifornia.com	10	0.01%	14
	rr.com	8	0.01%	42
	Unresolved IP Address	6	0.01%	14
	telepacific.net	2	0.00%	2
	silentspring.org	2	0.00%	6
	ctfound.org	2	0.00%	30
	med.uni-erlangen.de	1	0.00%	8
	eastlink.ca	1	0.00%	5
	infinityconferences.com	1	0.00%	2
	ryancenter.org	1	0.00%	4
	polymedix.com	1	0.00%	4
	k12.va.us	1	0.00%	5
■ 20.	FRANCE TELECOM	497	0.46%	929
	fti.net	484	0.45%	878
	abo.wanadoo.fr	10	0.01%	33
	Unresolved IP Address	2	0.00%	16
	static-ip.oleane.fr	1	0.00%	2
■ 21.	Southwestern Bell Internet Services, Inc.	475	0.44%	4,236
	as13448.com	279	0.26%	280
	Unresolved IP Address	55	0.05%	124
	rr.com	18	0.02%	72
	dotnetdotcom.org	15	0.01%	1,701
	i95.net	13	0.01%	30
	swbell.net	11	0.01%	36
	servepath.com	9	0.01%	1,742
	mindspring.com	8	0.01%	22

	Organization Domain Name	Visits	% Visits	Hits
	airlogic.net	7	0.01%	10
	accessdisability.com	7	0.01%	7
	swfrpc.org	6	0.01%	19
	secureserver.net	5	0.00%	5
	juch-tech.com	5	0.00%	19
	feynman.net	3	0.00%	3
	esc13.net	2	0.00%	5
	obg.com	2	0.00%	2
	enmaxenvision.net	2	0.00%	6
	mncable.net	1	0.00%	5
	briljent.com	1	0.00%	7
	t3com.net	1	0.00%	5
■ 22.	CHARTER COMMUNICATIONS	459	0.43%	1,557
	charter.com	442	0.41%	1,516
	k12.mn.us	3	0.00%	3
	k12.va.us	3	0.00%	4
	jordanex.com	2	0.00%	2
	manisteecounty.net	2	0.00%	21
	Unresolved IP Address	1	0.00%	2
	avantwireless.com	1	0.00%	1
	tmtresearch.com	1	0.00%	1
	gsengineering.com	1	0.00%	1
	justicebrothers.com	1	0.00%	1
	dolven-arch.com	1	0.00%	4
	k12.wi.us	1	0.00%	1
■ 23.	NHN	454	0.42%	590
	Unresolved IP Address	454	0.42%	590
■ 24.	CSC Holdings, Inc.	395	0.37%	1,033
	optonline.net	392	0.37%	1,018
	rockvrisk.com	1	0.00%	9
	Unresolved IP Address	1	0.00%	1
	nosquedamos.org	1	0.00%	5
■ 25.	NIB	380	0.35%	2,213
	Unresolved IP Address	351	0.33%	2,118
	26/24.bsnl.in	3	0.00%	4
	66/24.bsnl.in	2	0.00%	16
	24/24.bsnl.in	2	0.00%	28
	32/24.bsnl.in	2	0.00%	2
	89/24.bsnl.in	2	0.00%	2
	176/24.bsnl.in	2	0.00%	2

	Organization Domain Name	Visits	% Visits	Hits
	184/24.bsnl.in	1	0.00%	1
	190/24.bsnl.in	1	0.00%	1
	20/25.bsnl.in	1	0.00%	2
	17/24.bsnl.in	1	0.00%	2
	32/21.bsnl.in	1	0.00%	1
	31/24.bsnl.in	1	0.00%	2
	7/21.bsnl.in	1	0.00%	1
	7/24.bsnl.in	1	0.00%	1
	203/24.bsnl.in	1	0.00%	21
	248/25.bsnl.in	1	0.00%	1
	37/24.bsnl.in	1	0.00%	1
	165.bsnl.in	1	0.00%	2
	7/25.bsnl.in	1	0.00%	1
■ 26.	AfriNIC - www.afrinic.net	378	0.35%	1,475
	tedata.net	142	0.13%	564
	Unresolved IP Address	118	0.11%	309
	link.com.eg	29	0.03%	390
	starcomms.net	19	0.02%	43
	4u.com.gh	17	0.02%	30
	ct.co.cr	9	0.01%	26
	iwayafrica.com	9	0.01%	21
	afnet.net	7	0.01%	7
	accesskenya.com	4	0.00%	7
	prtc.net	3	0.00%	3
	racsaco.cr	2	0.00%	7
	nur.ac.rw	2	0.00%	2
	catie.ac.cr	2	0.00%	2
	sanjuancapital.com	2	0.00%	2
	dts.mg	1	0.00%	1
	39.icconnect.zm	1	0.00%	1
	bol.co.tz	1	0.00%	1
	roche.com	1	0.00%	1
	tsstt.net.tt	1	0.00%	1
	ipb.na	1	0.00%	1
■ 27.	Comcast Cable Communications Holdings, Inc	346	0.32%	1,133
	comcast.net	338	0.32%	1,109
	Unresolved IP Address	8	0.01%	24
■ 28.	Qwest Communications International Inc.	343	0.32%	1,076
	qwest.net	258	0.24%	763

	Organization Domain Name	Visits	% Visits	Hits
	Unresolved IP Address	50	0.05%	187
	lightpath.net	6	0.01%	19
	lcrep.org	6	0.01%	27
	burlingtontelecom.net	4	0.00%	6
	uskh.com	3	0.00%	22
	gomoorhead.com	2	0.00%	3
	pueblo.us	1	0.00%	1
	drake.edu	1	0.00%	1
	cellularoneonline.com	1	0.00%	1
	dpai-legal.com	1	0.00%	2
	contrariancapital.com	1	0.00%	1
	serverpronto.com	1	0.00%	10
	naces.net	1	0.00%	2
	teamtp.com	1	0.00%	1
	mesastate.edu	1	0.00%	1
	sdc.org	1	0.00%	2
	valleymed.org	1	0.00%	5
	sholl.com	1	0.00%	20
	azitsg.com	1	0.00%	1
■ 29.	Limelight Networks, Inc.	334	0.31%	4,220
	searchme.com	232	0.22%	4,005
	Unresolved IP Address	96	0.09%	204
	manyone.net	5	0.00%	10
	hickorysprings.com	1	0.00%	1
■ 30.	Wanadoo Portails	333	0.31%	744
	fti.net	333	0.31%	744
■ 31.	Latin American and Caribbean IP address Regional Registry	321	0.30%	1,203
	Unresolved IP Address	68	0.06%	210
	virtua.com.br	41	0.04%	270
	veloxzone.com.br	40	0.04%	74
	telesp.net.br	29	0.03%	71
	brasiltelecom.net.br	23	0.02%	93
	speedy.net.pe	11	0.01%	27
	fibertel.com.ar	6	0.01%	23
	codetel.net.do	5	0.00%	7
	speedy.com.ar	5	0.00%	6
	prod-infinitum.com.mx	5	0.00%	5
	uspnet.usp.br	4	0.00%	5
	uninet-ide.com.mx	4	0.00%	4

	Organization Domain Name	Visits	% Visits	Hits
	cableonline.com.mx	4	0.00%	24
	megared.net.mx	4	0.00%	13
	gvt.net.br	3	0.00%	16
	wayinternet.com.br	3	0.00%	8
	epm.br	3	0.00%	30
	claro.net.br	3	0.00%	20
	cable.net.co	3	0.00%	65
	iq.usp.br	2	0.00%	25
■ 32.	Comcast Cable Communications	315	0.29%	1,098
	comcast.net	305	0.28%	1,066
	Unresolved IP Address	10	0.01%	32
■ 33.	SBC Internet Services	305	0.28%	919
	sbcglobal.net	264	0.25%	827
	Unresolved IP Address	30	0.03%	57
	kileyranch.net	3	0.00%	12
	pacbell.net	2	0.00%	2
	swbell.net	1	0.00%	1
	simpsonhealthcare.com	1	0.00%	1
	foresightwind.com	1	0.00%	1
	resoluteconsulting.com	1	0.00%	5
	gepllc.com	1	0.00%	1
	contra-costa.ca.us	1	0.00%	12
■ 34.	Comcast Cable Communications, IP Services	290	0.27%	904
	comcast.net	267	0.25%	822
	Unresolved IP Address	23	0.02%	82
■ 35.	Bell & Howell Company	290	0.27%	738
	cos.com	166	0.15%	426
	Unresolved IP Address	124	0.12%	312
■ 36.	Data Communication Business Group, Chunghwa Telecom Co., Ltd.	283	0.26%	1,000
	hinet.net	236	0.22%	816
	smartbro.net	14	0.01%	61
	Unresolved IP Address	11	0.01%	79
	totbb.net	10	0.01%	31
	xtra.co.nz	8	0.01%	9
	global-gateway.net.nz	3	0.00%	3
	tlcbio.com	1	0.00%	1
■ 37.	Comcast Cable Communications Holdings, Inc.	281	0.26%	929
	comcast.net	269	0.25%	855
	Unresolved IP Address	11	0.01%	73

	Organization Domain Name	Visits	% Visits	Hits
	jaguarstyle.com	1	0.00%	1
■ 38.	Videsh Sanchar Nigam Ltd - India.	280	0.26%	1,179
	vsnl.net.in	237	0.22%	1,019
	Unresolved IP Address	17	0.02%	71
	iitm.ac.in	11	0.01%	27
	barc.gov.in	5	0.00%	40
	ncbs.res.in	2	0.00%	6
	tcs.co.in	2	0.00%	9
	res.in	1	0.00%	1
	cdac.in	1	0.00%	1
	aircheckindia.com	1	0.00%	1
	tenet.res.in	1	0.00%	2
	amrita.ac.in	1	0.00%	1
	iimi.intranet	1	0.00%	1
■ 39.	ioNET, Inc.	270	0.25%	5,604
	Unresolved IP Address	116	0.11%	1,021
	cuill.com	72	0.07%	2,052
	scoutjet.com	31	0.03%	2,332
	ttemi.com	11	0.01%	62
	wwfus.org	10	0.01%	32
	cogentco.com	4	0.00%	6
	convera.com	2	0.00%	25
	aei.org	2	0.00%	7
	axint.net	2	0.00%	3
	simi-valley.ca.us	2	0.00%	6
	helixwater.org	1	0.00%	1
	moundcotton.com	1	0.00%	1
	limestone.on.ca	1	0.00%	1
	psg-ucsf.org	1	0.00%	15
	vault.com	1	0.00%	2
	metanexus.net	1	0.00%	1
	bingham.com	1	0.00%	1
	their.org	1	0.00%	1
	pdx.edu	1	0.00%	1
	sunedison.com	1	0.00%	1
■ 40.	University of Illinois at Urbana Champaign	260	0.24%	8,296
	uiuc.edu	145	0.14%	383
	riverglassinc.com	114	0.11%	7,908
	Unresolved IP Address	1	0.00%	5
■ 41.	Ask Jeeves Inc.	258	0.24%	664

	Organization Domain Name	Visits	% Visits	Hits
	Unresolved IP Address	258	0.24%	664
■ 42.	Cox Communications Inc.	251	0.23%	896
	cox.net	250	0.23%	895
	Unresolved IP Address	1	0.00%	1
■ 43.	Exalead	245	0.23%	550
	exabot.com	245	0.23%	550
■ 44.	CANTV Servicios	212	0.20%	571
	Unresolved IP Address	76	0.07%	196
	cantv.net	19	0.02%	65
	tsst.net.tt	19	0.02%	27
	telecom.net.ar	14	0.01%	33
	speedy.com.ar	11	0.01%	21
	cable.net.co	11	0.01%	18
	etb.net.co	9	0.01%	12
	satnet.net	7	0.01%	39
	fibertel.com.ar	5	0.00%	15
	vtr.net	3	0.00%	46
	telconet.net	3	0.00%	3
	pontonet.ec	3	0.00%	15
	epm.net.co	3	0.00%	10
	adsl.terra.cl	2	0.00%	3
	adsl.tie.cl	2	0.00%	2
	speedy.net.pe	2	0.00%	3
	gol.net.gy	2	0.00%	8
	codetel.net.do	2	0.00%	2
	cablenet.com.ni	2	0.00%	4
	cableonda.net	2	0.00%	2
■ 45.	HostForWeb Inc.	209	0.19%	680
	grik.net	208	0.19%	679
	servershost.net	1	0.00%	1
■ 46.	Provider Local Registry	203	0.19%	438
	Unresolved IP Address	124	0.12%	297
	ttnet.net.tr	10	0.01%	15
	pol.co.uk	7	0.01%	9
	ono.com	5	0.00%	20
	as9105.com	5	0.00%	7
	fastres.net	4	0.00%	11
	skylogicnet.com	4	0.00%	5
	vie.surfer.at	3	0.00%	4
	16.juntadeandalucia.es	3	0.00%	9

	Organization Domain Name	Visits	% Visits	Hits
	pool.t-online.hu	3	0.00%	7
	cable.casema.nl	3	0.00%	3
	blueyonder.co.uk	2	0.00%	2
	access.telenet.be	2	0.00%	7
	60.classcom.pl	1	0.00%	1
	juntadeandalucia.es	1	0.00%	4
	marsatas.lt	1	0.00%	4
	dkma.dk	1	0.00%	1
	clients.easynet.fr	1	0.00%	1
	wlms-broadband.com	1	0.00%	1
	orange.co.ke	1	0.00%	1
■ 47.	CNCGROUP Beijing province network	194	0.18%	529
	Unresolved IP Address	174	0.16%	499
	bta.net.cn	20	0.02%	30
■ 48.	Comcast Cable Communications, Inc	187	0.17%	644
	comcast.net	175	0.16%	606
	Unresolved IP Address	12	0.01%	38
■ 49.	BellSouth.net Inc.	177	0.16%	518
	bellsouth.net	134	0.12%	420
	Unresolved IP Address	27	0.03%	68
	fcboe.org	3	0.00%	3
	sws-sssd.org	2	0.00%	3
	irsc.edu	2	0.00%	6
	k12.nc.us	2	0.00%	2
	spirithhealthgroup.com	1	0.00%	1
	j099	1	0.00%	2
	ghs.org	1	0.00%	1
	j239	1	0.00%	1
	sklarexploration.com	1	0.00%	8
	k208	1	0.00%	1
	ahschoolbd.com	1	0.00%	2
■ 50.	block for PI assignments	177	0.16%	4,486
	Unresolved IP Address	108	0.10%	4,388
	SteepHost.Net	63	0.06%	86
	opera-mini.net	2	0.00%	2
	giga-dns.com	1	0.00%	1
	um.dk	1	0.00%	1
	uch.net	1	0.00%	4
	gs-internet.com	1	0.00%	4

	Organization Domain Name	Visits	% Visits	Hits
■ 51.	Norwegian University of Science and Technology	175	0.16%	202
	ig.ntnu.no	111	0.10%	118
	idi.ntnu.no	44	0.04%	44
	fa-s.ntnu.no	11	0.01%	11
	studby.ntnu.no	3	0.00%	3
	nt.ntnu.no	2	0.00%	13
	vpn-a.ntnu.no	1	0.00%	10
	ark.ntnu.no	1	0.00%	1
	Unresolved IP Address	1	0.00%	1
	maskin.ntnu.no	1	0.00%	1
■ 52.	TDC Song AB	174	0.16%	432
	Unresolved IP Address	174	0.16%	432
■ 53.	Pennsylvania State University	167	0.16%	406
	psu.edu	149	0.14%	354
	Unresolved IP Address	18	0.02%	52
■ 54.	University of Washington	167	0.16%	871
	washington.edu	154	0.14%	835
	Unresolved IP Address	8	0.01%	17
	uwb.edu	5	0.00%	19
■ 55.	TIDC	161	0.15%	504
	bio2006.gc.ca	161	0.15%	504
■ 56.	CABLES-CUSTOMERS-CONNECTION	161	0.15%	170
	bezeqint.net	161	0.15%	170
■ 57.	Covad Communications Company	160	0.15%	457
	covad.net	145	0.14%	425
	aahd.us	2	0.00%	14
	cobaltcleantech.com	1	0.00%	1
	childrensmuseums.org	1	0.00%	1
	airforcemechanical.com	1	0.00%	1
	peer.org	1	0.00%	1
	agbell.org	1	0.00%	1
	advmt.com	1	0.00%	5
	wacighting.com	1	0.00%	1
	purafile.com	1	0.00%	1
	braudemargulies.com	1	0.00%	1
	lbdsl.net	1	0.00%	1
	careermd.com	1	0.00%	1
	jsarch-ltd.com	1	0.00%	2
	clansharpshooter.com	1	0.00%	1

	Organization Domain Name	Visits	% Visits	Hits
■ 58.	SAVVIS Communications Corporation	159	0.15%	160
	Unresolved IP Address	158	0.15%	159
	savvis.net	1	0.00%	1
■ 59.	Oregon State University	158	0.15%	606
	oregonstate.edu	149	0.14%	575
	ORST.EDU	6	0.01%	10
	Unresolved IP Address	3	0.00%	21
■ 60.	AT&T Corp.	154	0.14%	471
	Unresolved IP Address	81	0.08%	198
	mchsi.com	35	0.03%	174
	state.in.us	11	0.01%	25
	att-inc.com	4	0.00%	5
	pirmie.com	3	0.00%	5
	12-198-55-130att-inc.com	2	0.00%	3
	att.net	2	0.00%	2
	i29.net	2	0.00%	24
	159.choice.vi	1	0.00%	2
	aspc.org	1	0.00%	1
	lgengineers.com	1	0.00%	1
	custom-metalcraft.com	1	0.00%	2
	clearviewcatv.net	1	0.00%	1
	tidewater.net	1	0.00%	10
	casscabletv.com	1	0.00%	1
	wiley.com	1	0.00%	1
	indianhills.edu	1	0.00%	5
ximis.net	1	0.00%	5	
mcc-corp.com	1	0.00%	2	
mnc.net	1	0.00%	2	
■ 61.	Harvard University	153	0.14%	586
	harvard.edu	131	0.12%	532
	Unresolved IP Address	19	0.02%	47
	thecrimson.com	3	0.00%	7
■ 62.	KRNIC	151	0.14%	557
	Unresolved IP Address	143	0.13%	529
	samsung.co.kr	4	0.00%	4
	rist.re.kr	2	0.00%	19
	nexg.net	1	0.00%	1
	dju.ac.kr	1	0.00%	4
■ 63.	Microsoft Corporation	144	0.13%	871
	Unresolved IP Address	92	0.09%	733

	Organization Domain Name	Visits	% Visits	Hits
	microsoft.com	52	0.05%	138
■ 64.	NOC4Hosts Inc.	143	0.13%	153
	Unresolved IP Address	142	0.13%	148
	abpserver.com	1	0.00%	5
■ 65.	ARtelecom	141	0.13%	512
	Unresolved IP Address	141	0.13%	512
■ 66.	University of California at Berkeley	139	0.13%	604
	Berkeley.EDU	139	0.13%	604
■ 67.	Texas A&M University	138	0.13%	366
	TAMU.EDU	131	0.12%	357
	Unresolved IP Address	7	0.01%	9
■ 68.	National Internet Backbone	138	0.13%	440
	Unresolved IP Address	137	0.13%	437
	kerala.ac.in	1	0.00%	3
■ 69.	Layered Technologies, Inc.	136	0.13%	137
	serverdnx.com	60	0.06%	60
	ltdomains.com	35	0.03%	36
	hostmaven.com	30	0.03%	30
	maxamine.net	4	0.00%	4
	sadlyno.com	4	0.00%	4
	adultfreundefinder.com	2	0.00%	2
	gbserver.co.uk	1	0.00%	1
■ 70.	University of Florida	135	0.13%	411
	ufl.edu	127	0.12%	388
	Unresolved IP Address	8	0.01%	23
■ 71.	Sprint DSL Network	133	0.12%	405
	embarqhsd.net	132	0.12%	401
	Unresolved IP Address	1	0.00%	4
■ 72.	University of Minnesota	130	0.12%	608
	umn.edu	123	0.11%	584
	Unresolved IP Address	7	0.01%	24
■ 73.	LOGIKA CORPORATION	129	0.12%	130
	logika.net	129	0.12%	130
■ 74.	Internet Allegiance, Inc.	129	0.12%	350
	algx.net	96	0.09%	290
	lewis-burke.com	10	0.01%	17
	Unresolved IP Address	5	0.00%	11
	icta.org	2	0.00%	2
	iucnus.org	2	0.00%	2
	pai-online.com	1	0.00%	1

	Organization Domain Name	Visits	% Visits	Hits
	platinumsolutions.com	1	0.00%	1
	adcouncil.org	1	0.00%	1
	aap.org	1	0.00%	4
	v3co.com	1	0.00%	4
	eorinc.com	1	0.00%	1
	prb.org	1	0.00%	1
	morgan-franklin.com	1	0.00%	1
	gene2drug.com	1	0.00%	1
	vonweiseassociates.com	1	0.00%	1
	advantedgebc.com	1	0.00%	6
	tiaxllc.com	1	0.00%	2
	antares.org	1	0.00%	1
	grta.org	1	0.00%	3
■ 75.	RCN	126	0.12%	523
	rcn.com	124	0.12%	509
	washpost.com	1	0.00%	13
	dynamettechnology.com	1	0.00%	1
■ 76.	FAST Search & Transfer Inc	124	0.12%	124
	fastsearch.net	124	0.12%	124
■ 77.	Shaw Cablesystems G.P.	123	0.11%	611
	shawcable.net	89	0.08%	376
	Unresolved IP Address	32	0.03%	228
	cirrusenviro.com	1	0.00%	3
	clearstone.ca	1	0.00%	4
■ 78.	Cellco Partnership DBA Verizon Wireless	117	0.11%	333
	myvzw.com	117	0.11%	333
■ 79.	Japan Network Information Center	117	0.11%	394
	Unresolved IP Address	83	0.08%	275
	hokudai.ac.jp	4	0.00%	9
	osaka-u.ac.jp	4	0.00%	5
	affrc.go.jp	3	0.00%	20
	gifu-u.ac.jp	2	0.00%	2
	tsukuba.ac.jp	2	0.00%	4
	saitama-u.ac.jp	2	0.00%	8
	mesh.ad.jp	2	0.00%	2
	kanto-gakuin.ac.jp	2	0.00%	4
	yamaguchi-u.ac.jp	1	0.00%	1
	cims.jp	1	0.00%	1
	nitech.ac.jp	1	0.00%	32
	nihon-u.ac.jp	1	0.00%	1

	Organization Domain Name	Visits	% Visits	Hits
	nagaokaut.ac.jp	1	0.00%	1
	tufts.ac.jp	1	0.00%	2
	tut.ac.jp	1	0.00%	10
	nagoya-u.ac.jp	1	0.00%	2
	hiroshima-u.ac.jp	1	0.00%	1
	kyushu-u.ac.jp	1	0.00%	3
	kyusan-u.ac.jp	1	0.00%	9
■ 80.	Arizona State University	112	0.10%	394
	asu.edu	59	0.05%	170
	Unresolved IP Address	53	0.05%	224
■ 81.	Uninet S.A. de C.V.	112	0.10%	336
	prod-infinitum.com.mx	98	0.09%	292
	uninet-ide.com.mx	7	0.01%	29
	prod-empresarial.com.mx	3	0.00%	3
	Unresolved IP Address	2	0.00%	7
	ecologia.edu.mx	1	0.00%	2
	prodigy.net.mx	1	0.00%	3
■ 82.	Cornell University	111	0.10%	439
	cornell.edu	101	0.09%	418
	nsdl.org	7	0.01%	9
	Unresolved IP Address	3	0.00%	12
■ 83.	University of Maryland	111	0.10%	318
	umd.edu	99	0.09%	288
	Unresolved IP Address	12	0.01%	30
■ 84.	Reliance Infocom Ltd	109	0.10%	385
	Unresolved IP Address	102	0.10%	377
	ac.in	5	0.00%	6
	relianceworld.in	2	0.00%	2
■ 85.	XO Communications, Inc	105	0.10%	360
	xo.net	61	0.06%	122
	acnenergy.com	18	0.02%	171
	freightdesk.net	4	0.00%	5
	Unresolved IP Address	3	0.00%	5
	lynchburgva.gov	2	0.00%	3
	nauticom.net	2	0.00%	2
	actionnet.net	2	0.00%	10
	alyrica.net	2	0.00%	4
	azscience.org	1	0.00%	1
	science.org	1	0.00%	12
	ceel.org	1	0.00%	1

	Organization Domain Name	Visits	% Visits	Hits
	provalue.net	1	0.00%	7
	minetfiber.net	1	0.00%	9
	sactree.com	1	0.00%	1
	sherwoodengineers.com	1	0.00%	1
	nktelco.net	1	0.00%	1
	in-addr.arpa	1	0.00%	2
	fxfowle.com	1	0.00%	2
	intrasight.net	1	0.00%	1
■ 86.	PT Telekomunikasi Indonesia	105	0.10%	409
	telkom.net.id	100	0.09%	340
	usu.ac.id	3	0.00%	66
	Unresolved IP Address	2	0.00%	3
■ 87.	University of Texas at Austin	104	0.10%	493
	utexas.edu	102	0.10%	489
	Unresolved IP Address	2	0.00%	4
■ 88.	Digital United Inc.	102	0.10%	517
	seed.net.tw	102	0.10%	517
■ 89.	Become Inc.	95	0.09%	2,104
	become.com	95	0.09%	2,104
■ 90.	Columbia University	94	0.09%	249
	columbia.edu	90	0.08%	238
	Unresolved IP Address	3	0.00%	10
	ihouse-nyc.org	1	0.00%	1
■ 91.	Time Warner Telecom	94	0.09%	385
	twtelecom.net	43	0.04%	197
	Unresolved IP Address	20	0.02%	56
	k12.nc.us	6	0.01%	43
	scimetrika.com	2	0.00%	10
	e3c.com	2	0.00%	2
	spcollege.edu	2	0.00%	7
	t2systems.com	2	0.00%	4
	k12.tx.us	1	0.00%	1
	info4seniors.org	1	0.00%	1
	identitext.com	1	0.00%	1
	spinalrestoration.com	1	0.00%	1
	viningspark.com	1	0.00%	1
	brandes.com	1	0.00%	2
	arete.com	1	0.00%	1
	dramail.com	1	0.00%	1
	richlandonline.com	1	0.00%	10

	Organization Domain Name	Visits	% Visits	Hits
	nustats.com	1	0.00%	1
	johnrmcadams.com	1	0.00%	5
	rhoworld.com	1	0.00%	1
	bhdp.com	1	0.00%	2
92.	Verizon Internet Services	94	0.09%	252
	verizon.net	94	0.09%	252
93.	Telstra Internet	93	0.09%	208
	bigpond.net.au	70	0.07%	162
	Unresolved IP Address	16	0.01%	36
	telstra.net	5	0.00%	8
	tmns.net.au	2	0.00%	2
94.	University of Michigan -- ITD	93	0.09%	254
	umich.edu	76	0.07%	223
	Unresolved IP Address	14	0.01%	22
	umflint.edu	3	0.00%	9
95.	University of Colorado	93	0.09%	224
	colorado.edu	91	0.08%	222
	Unresolved IP Address	2	0.00%	2
96.	Ethiopian Telecommunication corporation	92	0.09%	330
	Unresolved IP Address	92	0.09%	330
97.	University of Wisconsin	91	0.08%	239
	wisc.edu	45	0.04%	154
	Unresolved IP Address	37	0.03%	74
	wiscnet.net	8	0.01%	9
	flugen.com	1	0.00%	2
98.	Level 3 Communications, Inc.	91	0.08%	200
	Level3.net	47	0.04%	74
	Unresolved IP Address	18	0.02%	72
	devgateway.org	8	0.01%	20
	vt.edu	3	0.00%	3
	yahoo.net	2	0.00%	3
	balticore.net	2	0.00%	2
	dsci-net.com	2	0.00%	3
	psknet.net	2	0.00%	2
	halliburton.com	2	0.00%	2
	ninesigma.com	1	0.00%	2
	newwavecomm.net	1	0.00%	1
	brainerd.net	1	0.00%	13
	nortex.net	1	0.00%	1
	xcade.net	1	0.00%	2

	Organization Domain Name	Visits	% Visits	Hits
■ 99.	North Carolina State University	91	0.08%	249
	ncsu.edu	87	0.08%	232
	Bonner2	2	0.00%	7
	ncstate.net	2	0.00%	10
■ 100.	Oklahoma State University	91	0.08%	159
	okstate.edu	70	0.07%	116
	Unresolved IP Address	20	0.02%	39
	osuokc.edu	1	0.00%	4
■ 101.	IP pools	91	0.08%	229
	btcentralplus.com	91	0.08%	229
■ 102.	Telekom Malaysia Berhad	90	0.08%	303
	tm.net.my	57	0.05%	194
	Unresolved IP Address	23	0.02%	69
	in-addr.arpa	8	0.01%	38
	pgeo.com.my	1	0.00%	1
	sanshin.com.my	1	0.00%	1
■ 103.	SingNet Pte Ltd	89	0.08%	151
	Unresolved IP Address	89	0.08%	151
■ 104.	Ohio State University	89	0.08%	313
	ohio-state.edu	46	0.04%	184
	Unresolved IP Address	39	0.04%	122
	osumc.edu	3	0.00%	6
	acuho-i.org	1	0.00%	1
■ 105.	Iowa State University	89	0.08%	810
	iastate.edu	61	0.06%	160
	gsinetblock.net	16	0.01%	533
	Unresolved IP Address	10	0.01%	108
	nstl.gov	2	0.00%	9
■ 106.	Texas Parks & Wildlife Department	89	0.08%	109
	state.tx.us	89	0.08%	109
■ 107.	ipipe network	85	0.08%	106
	Unresolved IP Address	85	0.08%	106
■ 108.	National Library of Medicine	85	0.08%	90
	Unresolved IP Address	56	0.05%	56
	nih.gov	29	0.03%	34
■ 109.	Comcast Business Communications, Inc.	83	0.08%	177
	comcastbusiness.net	63	0.06%	138
	manomet.org	4	0.00%	7
	ptfs.com	3	0.00%	10
	xenolith.org	2	0.00%	6

	Organization Domain Name	Visits	% Visits	Hits
	k12.nj.us	2	0.00%	3
	rddynamics.com	2	0.00%	2
	riparius.com	1	0.00%	2
	ashland.va.us	1	0.00%	2
	currierdesigns.com	1	0.00%	2
	wengerfeeds.com	1	0.00%	1
	countrycoach.com	1	0.00%	1
	Unresolved IP Address	1	0.00%	1
	msrcco.com	1	0.00%	2
■ 110.	Rutgers University	83	0.08%	277
	rutgers.edu	76	0.07%	220
	Unresolved IP Address	7	0.01%	57
■ 111.	Frontier Information Technologies INC	82	0.08%	292
	frontiernet.net	51	0.05%	191
	Unresolved IP Address	16	0.01%	58
	cascadedesigns.com	4	0.00%	14
	glueit.com	3	0.00%	9
	angelvisiontech.com	1	0.00%	4
	jbakeng.net	1	0.00%	5
	crisisnurseryphx.com	1	0.00%	1
	serco.eu	1	0.00%	3
	newscaletech.com	1	0.00%	4
	bcs1.org	1	0.00%	1
	wizards.com	1	0.00%	1
	inetz.com	1	0.00%	1
■ 112.	SC Digital Construction Network SRL	82	0.08%	581
	Unresolved IP Address	82	0.08%	581
■ 113.	Georgia Institute of Technology	82	0.08%	193
	gatech.edu	75	0.07%	157
	Unresolved IP Address	7	0.01%	36
■ 114.	University of Utah	80	0.07%	230
	utah.edu	57	0.05%	181
	Unresolved IP Address	23	0.02%	49
■ 115.	University of Georgia	80	0.07%	305
	uga.edu	59	0.05%	241
	Unresolved IP Address	21	0.02%	64
■ 116.	Global Crossing	79	0.07%	407
	lstn.net	52	0.05%	312
	Unresolved IP Address	20	0.02%	74
	broadband.vi	4	0.00%	5

	Organization Domain Name	Visits	% Visits	Hits
	markem.com	1	0.00%	13
	ega.org	1	0.00%	2
	freeportelectric.com	1	0.00%	1
117.	Stanford University Network	79	0.07%	3,470
	Stanford.EDU	77	0.07%	3,462
	Unresolved IP Address	2	0.00%	8
118.	National Center for Atmospheric Research	79	0.07%	128
	ucar.edu	72	0.07%	99
	Unresolved IP Address	7	0.01%	29
119.	University of Massachusetts	77	0.07%	317
	umass.edu	74	0.07%	311
	umassp.edu	2	0.00%	3
	Unresolved IP Address	1	0.00%	3
120.	LSO	77	0.07%	1,776
	cuill.com	77	0.07%	1,776
121.	Virginia Tech CNS	77	0.07%	369
	vt.edu	76	0.07%	368
	Unresolved IP Address	1	0.00%	1
122.	Purdue University	77	0.07%	275
	purdue.edu	76	0.07%	274
	Unresolved IP Address	1	0.00%	1
123.	Michigan State University	76	0.07%	233
	msu.edu	56	0.05%	176
	Unresolved IP Address	19	0.02%	55
	mtri.org	1	0.00%	2
124.	CHINANET Guangdong province network	76	0.07%	120
	163data.com.cn	61	0.06%	93
	Unresolved IP Address	15	0.01%	27
125.	University of California, Davis	75	0.07%	229
	Unresolved IP Address	44	0.04%	111
	ucdavis.edu	31	0.03%	118
126.	EarthLink, Inc.	72	0.07%	215
	mindspring.com	66	0.06%	200
	earthlink.net	6	0.01%	15
127.	DUKE UNIVERSITY	72	0.07%	220
	duke.edu	61	0.06%	179
	Unresolved IP Address	11	0.01%	41
128.	Picsearch AB	72	0.07%	462
	picsearch.com	72	0.07%	462
129.	MTNL CAT B ISP	72	0.07%	256

	Organization Domain Name	Visits	% Visits	Hits
	mtnl.net.in	39	0.04%	197
	bol.net.in	33	0.03%	59
■ 130.	KOREA TELECOM	70	0.07%	528
	Unresolved IP Address	70	0.07%	528
■ 131.	Massachusetts Institute of Technology	70	0.07%	215
	MIT.EDU	55	0.05%	166
	Unresolved IP Address	14	0.01%	48
	w3.org	1	0.00%	1
■ 132.	University of California, Los Angeles	68	0.06%	317
	ucla.edu	48	0.04%	241
	Unresolved IP Address	20	0.02%	76
■ 133.	Battelle Pacific Northwest Laboratory	68	0.06%	176
	pnl.gov	68	0.06%	176
■ 134.	PROVIDER	67	0.06%	198
	Unresolved IP Address	30	0.03%	83
	squ.edu.om	8	0.01%	39
	vdswin.com	4	0.00%	6
	bredband.comhem.se	3	0.00%	3
	abo.wanadoo.fr	2	0.00%	2
	easydservers.com	2	0.00%	3
	bredband.tre.se	2	0.00%	14
	ippras.ru	2	0.00%	4
	customer.cdi.no	1	0.00%	1
	mtn.co.ug	1	0.00%	24
	johnlyon.org	1	0.00%	1
	arcadisbelgium.be	1	0.00%	3
	aub.edu.lb	1	0.00%	1
	static.zebra.lt	1	0.00%	1
	unitednet.bg	1	0.00%	1
	telelanas.lt	1	0.00%	1
	196.IN.is	1	0.00%	1
	ono.com	1	0.00%	1
	dsl.scarlet.be	1	0.00%	2
	62-152-201-21.swisscomdata.ch	1	0.00%	2
■ 135.	University of Arizona	67	0.06%	240
	Arizona.EDU	42	0.04%	104
	Unresolved IP Address	25	0.02%	136
■ 136.	Johns Hopkins University	67	0.06%	203
	Unresolved IP Address	27	0.03%	90
	jhsph.edu	25	0.02%	88

	Organization Domain Name	Visits	% Visits	Hits
	jhu.edu	14	0.01%	24
	johnshopkins.net	1	0.00%	1
137.	RIPE Network Coordination Centre	65	0.06%	318
	Unresolved IP Address	64	0.06%	317
	novartis.com	1	0.00%	1
138.	Texas Tech University	65	0.06%	263
	ttu.edu	62	0.06%	258
	Unresolved IP Address	3	0.00%	5
139.	Pacific Bell Internet Services	65	0.06%	176
	Unresolved IP Address	22	0.02%	56
	pacbell.net	20	0.02%	68
	nctv.com	9	0.01%	15
	corenap.com	4	0.00%	7
	transcendbroadband.net	2	0.00%	3
	sistersvillegeneral.com	2	0.00%	3
	mammothnetworks.com	1	0.00%	10
	youmetplus.com	1	0.00%	1
	wiline.com	1	0.00%	1
	homesc.com	1	0.00%	4
	user.start.ca	1	0.00%	5
	sbcglobal.net	1	0.00%	3
140.	Carnegie-Mellon University	64	0.06%	104
	CMU.EDU	52	0.05%	91
	Unresolved IP Address	12	0.01%	13
141.	Speakeasy Network DSL	63	0.06%	104
	speakeasy.net	62	0.06%	103
	metracom.com	1	0.00%	1
142.	University of Delaware	63	0.06%	250
	udel.edu	63	0.06%	250
143.	University of Hawaii	62	0.06%	155
	hawaii.edu	46	0.04%	113
	Unresolved IP Address	16	0.01%	42
144.	Internet Archive	62	0.06%	8,604
	Unresolved IP Address	62	0.06%	8,604
145.	iMorph, Inc	62	0.06%	93
	Unresolved IP Address	62	0.06%	93
146.	EXPAN Internet Data Centre	62	0.06%	62
	Unresolved IP Address	62	0.06%	62
147.	Rice University	61	0.06%	238
	rice.edu	55	0.05%	217

	Organization Domain Name	Visits	% Visits	Hits
	Unresolved IP Address	6	0.01%	21
■ 148.	Institut National de Recherches Agronomiques jouy.inra.fr	61 61	0.06% 0.06%	153 153
■ 149.	Yale University yale.edu	61 61	0.06% 0.06%	130 130
■ 150.	Clemson University clemson.edu	60 50	0.06% 0.05%	221 189
	Unresolved IP Address	10	0.01%	32
■ 151.	Profitability.net planetdiscover.com	60 60	0.06% 0.06%	1,563 1,563
■ 152.	University of Iowa uiowa.edu	60 49	0.06% 0.05%	178 123
	Unresolved IP Address	10	0.01%	52
	uiowa.net	1	0.00%	3
■ 153.	Abacus America, Inc. DBA A+Net offer-best-deal.com	60 60	0.06% 0.06%	60 60
■ 154.	Ministry of Education Computer Center	59	0.05%	197
	Unresolved IP Address	45	0.04%	158
	kmu.edu.tw	3	0.00%	3
	sinica.edu.tw	2	0.00%	4
	nsysu.edu.tw	2	0.00%	2
	ntpu.edu.tw	2	0.00%	11
	ncut.edu.tw	1	0.00%	4
	tp2rc.edu.tw	1	0.00%	2
	nchu.edu.tw	1	0.00%	1
	niu.edu.tw	1	0.00%	11
	ttu.edu.tw	1	0.00%	1
■ 155.	Five Elements	59	0.05%	318
	Unresolved IP Address	59	0.05%	318
■ 156.	CHTD, Chunghwa Telecom Co., Ltd. hinet.net	59 48	0.05% 0.04%	1,246 1,234
	Unresolved IP Address	9	0.01%	9
	taie.com.tw	1	0.00%	1
	kcg.gov.tw	1	0.00%	2
■ 157.	TELEFONICA DE ESPANA rima-tde.net	59 59	0.05% 0.05%	430 430
■ 158.	Emirates Telecommunications Corporation	59	0.05%	200
	Unresolved IP Address	59	0.05%	200
■ 159.	BSPUT151 Puteaux Bloc 2 abo.wanadoo.fr	59 59	0.05% 0.05%	326 326

	Organization Domain Name	Visits	% Visits	Hits
160.	Marshall University	58	0.05%	294
	marshall.edu	53	0.05%	262
	Unresolved IP Address	5	0.00%	32
161.	Colorado State University	57	0.05%	155
	colostate.edu	52	0.05%	127
	heald-atmos	3	0.00%	18
	Unresolved IP Address	2	0.00%	10
162.	SUN LAKES CABLE	57	0.05%	249
	Unresolved IP Address	57	0.05%	249
163.	University of North Carolina	57	0.05%	222
	unc.edu	49	0.05%	203
	Unresolved IP Address	8	0.01%	19
164.	IPG	57	0.05%	310
	pldt.net	34	0.03%	150
	Unresolved IP Address	22	0.02%	126
	jismagphil.org	1	0.00%	34
165.	North Carolina Research and Education Network	57	0.05%	126
	unc.edu	37	0.03%	79
	Unresolved IP Address	14	0.01%	30
	ntc-com.net	2	0.00%	9
	ncren.net	2	0.00%	2
	shodor.org	1	0.00%	5
	k12.nc.us	1	0.00%	1
166.	Mediacom Communications Corp	56	0.05%	236
	mchsi.com	56	0.05%	236
167.	National Institutes of Health	56	0.05%	125
	nih.gov	56	0.05%	125
168.	DigiZinc, LLC	54	0.05%	59
	Unresolved IP Address	54	0.05%	59
169.	CABLE ONE	54	0.05%	176
	cableone.net	54	0.05%	176
170.	INSIGHT COMMUNICATIONS COMPANY, L.P.	54	0.05%	167
	insightbb.com	54	0.05%	167
171.	Deutsche Telekom AG	54	0.05%	127
	dip0.t-ipconnect.de	37	0.03%	77
	t-dialin.net	16	0.01%	47
	Unresolved IP Address	1	0.00%	3
172.	Florida State University	54	0.05%	113
	fsu.edu	50	0.05%	106

	Organization Domain Name	Visits	% Visits	Hits
	Unresolved IP Address	2	0.00%	5
	littlecow	1	0.00%	1
	illegally-used-at.fsu	1	0.00%	1
■ 173.	Illinois Century Network	53	0.05%	144
	k12.il.us	15	0.01%	29
	illinois.net	6	0.01%	19
	Unresolved IP Address	6	0.01%	9
	lc.edu	4	0.00%	28
	parkland.edu	3	0.00%	19
	district106.net	2	0.00%	5
	unit5.org	2	0.00%	3
	rps205.com	2	0.00%	2
	cc.il.us	2	0.00%	15
	ses44.net	1	0.00%	4
	elgin.edu	1	0.00%	1
	lafchicago.org	1	0.00%	1
	nscds.org	1	0.00%	1
	asd4.org	1	0.00%	1
	anconaschool.org	1	0.00%	1
	bths201.org	1	0.00%	1
	oswego308.org	1	0.00%	1
	brookfieldzoo.org	1	0.00%	1
	newmanhall.org	1	0.00%	1
	jjc.edu	1	0.00%	2
■ 174.	USDA Office of Operations	53	0.05%	118
	usda.gov	27	0.03%	70
	Unresolved IP Address	18	0.02%	34
	fs.fed.us	8	0.01%	14
■ 175.	Century Telephone Ent., Inc.	53	0.05%	188
	centurytel.net	49	0.05%	183
	k12.wi.us	1	0.00%	1
	savingcranes.org	1	0.00%	1
	Unresolved IP Address	1	0.00%	1
	emeraldsys.com	1	0.00%	2
■ 176.	Barak I.T.C	53	0.05%	68
	barak-online.net	44	0.04%	55
	Unresolved IP Address	8	0.01%	8
	taam-teva.co.il	1	0.00%	5
■ 177.	NCTC	52	0.05%	75
	navy.mil	39	0.04%	57

	Organization Domain Name	Visits	% Visits	Hits
	usmc.mil	13	0.01%	18
178.	NIPPON TELEGRAPH AND TELEPHONE CORPORATION	51	0.05%	2,988
	super-goo.com	51	0.05%	2,988
179.	BHARTI INFOTEL LTD.	50	0.05%	140
	Unresolved IP Address	46	0.04%	134
	125.airtel.in	2	0.00%	3
	125.airtelbroadband.in	2	0.00%	3
180.	Kansas State University	50	0.05%	151
	ksu.edu	30	0.03%	73
	Unresolved IP Address	16	0.01%	57
	k-state.edu	3	0.00%	8
	k-state.net	1	0.00%	13
181.	North Carolina Agricultural and Technical State University	50	0.05%	255
	ncat.edu	39	0.04%	209
	Unresolved IP Address	11	0.01%	46
182.	CHINA SCIENCE AND TECHNOLOGY NETWORK	50	0.05%	229
	Unresolved IP Address	49	0.05%	220
	fzzh	1	0.00%	9
183.	U.S. Geological Survey	49	0.05%	252
	usgs.gov	48	0.04%	250
	Unresolved IP Address	1	0.00%	2
184.	TPG Internet Pty Ltd.	49	0.05%	184
	tpgi.com.au	49	0.05%	184
185.	BT Public Internet Service	49	0.05%	109
	btcentralplus.com	48	0.04%	89
	wlms-broadband.com	1	0.00%	20
186.	Michigan Technological University	49	0.05%	101
	mtu.edu	49	0.05%	101
187.	Auburn University	48	0.04%	187
	auburn.edu	27	0.03%	100
	Unresolved IP Address	21	0.02%	87
188.	Sympatico HSE	48	0.04%	205
	dsl.bell.ca	30	0.03%	82
	sdsl.bell.ca	9	0.01%	30
	Unresolved IP Address	9	0.01%	93
189.	University of Arkansas - Fayetteville	48	0.04%	325
	uark.edu	40	0.04%	252
	Unresolved IP Address	8	0.01%	73

	Organization Domain Name	Visits	% Visits	Hits
■ 190.	Emory University	48	0.04%	180
	emory.edu	39	0.04%	152
	Unresolved IP Address	9	0.01%	28
■ 191.	D. A. Cox Enterprises, Incorporated	48	0.04%	161
	cox.net	40	0.04%	148
	energycenter.org	2	0.00%	6
	mindsites.net	1	0.00%	1
	tulsatech.com	1	0.00%	1
	fwb.org	1	0.00%	1
	faithlutheran.org	1	0.00%	1
	tgen.org	1	0.00%	1
■ 192.	Korea Internet Data Center Inc.	48	0.04%	436
	Unresolved IP Address	48	0.04%	436
■ 193.	University of California, Santa Barbara	48	0.04%	158
	ucsb.edu	37	0.03%	89
	Unresolved IP Address	11	0.01%	69
■ 194.	University of Nebraska - Lincoln	48	0.04%	125
	unl.edu	48	0.04%	125
■ 195.	University of New Hampshire	47	0.04%	198
	unh.edu	47	0.04%	198
■ 196.	Vietnam Posts and Telecommunications	47	0.04%	157
	localhost	25	0.02%	65
	Unresolved IP Address	21	0.02%	91
	hnpt.com.vn	1	0.00%	1
■ 197.	University of Pittsburgh	47	0.04%	173
	pitt.edu	38	0.04%	129
	Unresolved IP Address	9	0.01%	44
■ 198.	CITY UNIVERSITY OF NEW YORK	47	0.04%	143
	Unresolved IP Address	28	0.03%	83
	cuny.edu	18	0.02%	55
	ielijen	1	0.00%	5
■ 199.	University of Virginia	47	0.04%	121
	Virginia.EDU	24	0.02%	79
	Unresolved IP Address	23	0.02%	42
■ 200.	North Dakota University System	46	0.04%	139
	nodak.edu	43	0.04%	127
	Unresolved IP Address	3	0.00%	12
	Other	28,114	26.20%	119,743

Organization Domain Name	Visits	% Visits	Hits
Total	107,285	100.00%	457,085

items 1-200 of 200

Organizations - Help Card



Column Definitions

Organization

The name of the organization, which could be a company, a government agency, a school, or any other type of organization. This name was determined by either of the following methods:

- The visitor's IP address matched an Intranet Domain configuration within the Admin Console.
- Looking up the visitor's IP address in the WebTrends GeoTrends Database.

Unknown

The organization could not be determined.

Domain Name

The text name (for example, netiq.com) corresponding to the visitor's IP address. The domain name can be determined from any of the following methods:

- The domain was logged by the web server.
- The IP address matched an Intranet Domain configuration within the Admin Console.
- DNS resolution.

IP addresses that do not resolve to a domain by these methods are categorized as follows:

- Reserved IP Address - The IP address falls within a block of reserved addresses. For example, 192.168.x.x and 10.x.x.x addresses are reserved for private networks.
- Unresolved IP Address - Category for IP addresses that did not resolve to a domain (perhaps because DNS resolution was disabled).

The domain name shown is the second-level domain name, such as netiq.com. For example, all visitors from sales.netiq.com, us.sales.netiq.com, and service.netiq.com are combined in the statistics for netiq.com. If the top-level domain name is a country code, then the third-level domain name is shown also (for example, anycompany.com.au).

Visits

Number of visits to your site from this organization. A visit is a series of actions that begins when a visitor views their first page from the server, and ends when the visitor leaves the site or remains idle beyond the idle-time limit. The default idle-time limit is thirty minutes. This time limit can be changed by the system administrator.

Hits

Number of hits to your site from this organization. Each file requested by a visitor registers as a hit. There can be several hits on each page. While the volume of hits reflects the amount of server traffic, it is not an accurate reflection of the number of pages viewed.



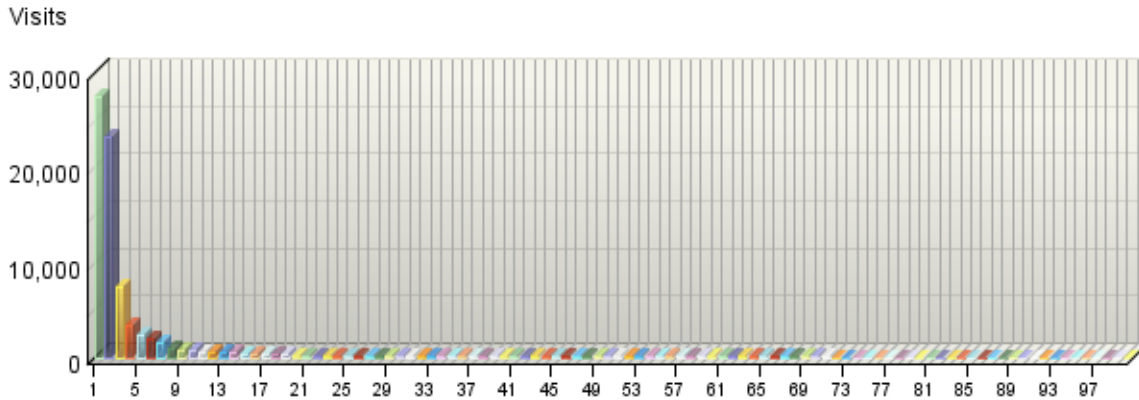
Report Descriptions

Use this information when you are interested in an organization as a whole, such as NetIQ Corporation. You can identify the major domain names from each company, such as netiq.com and webtrends.com from NetIQ.

Domain Names

This report lists the domain name that generates the most activity to your web site.

Domain Names by Visits



Domain Names

	Domain Name	Visits	% Visits	Hits
1.	googlebot.com	27,640	25.76%	34,907
2.	Unresolved IP Address	23,307	21.72%	122,650
3.	msn.com	7,399	6.90%	23,094
4.	comcast.net	3,482	3.25%	11,717
5.	yahoo.net	2,408	2.24%	72,943
6.	rr.com	2,063	1.92%	6,470
7.	verizon.net	1,584	1.48%	4,815
8.	cox.net	927	0.86%	3,345
9.	sbcglobal.net	912	0.85%	2,976
10.	fti.net	817	0.76%	1,622
11.	aol.com	674	0.63%	869
12.	bellsouth.net	670	0.62%	2,083
13.	charter.com	588	0.55%	2,260
14.	qwest.net	521	0.49%	1,705
15.	optonline.net	418	0.39%	1,092
16.	dedi.digiweb.ie	371	0.35%	597
17.	pacbell.net	333	0.31%	1,287
18.	hinet.net	332	0.31%	2,155
19.	ask.com	317	0.30%	2,845

	Domain Name	Visits	% Visits	Hits
20.	amazonaws.com	300	0.28%	506
21.	as13448.com	279	0.26%	280
22.	122.airtelbroadband.in	257	0.24%	717
23.	exabot.com	245	0.23%	550
24.	vsnl.net.in	240	0.22%	1,022
25.	searchme.com	232	0.22%	4,005
26.	comcastbusiness.net	230	0.21%	816
27.	swbell.net	212	0.20%	670
28.	grik.net	208	0.19%	679
29.	bezeqint.net	204	0.19%	336
30.	abo.wanadoo.fr	188	0.18%	1,055
31.	cos.com	179	0.17%	446
32.	ameritech.net	175	0.16%	704
33.	mindspring.com	163	0.15%	530
34.	bio2006.gc.ca	161	0.15%	504
35.	embarqhsd.net	159	0.15%	507
36.	covad.net	155	0.14%	448
37.	rogers.com	154	0.14%	605
38.	washington.edu	154	0.14%	835
39.	psu.edu	149	0.14%	354
40.	cuill.com	149	0.14%	3,828
41.	suddenlink.net	149	0.14%	428
42.	oregonstate.edu	149	0.14%	575
43.	uiuc.edu	145	0.14%	383
44.	tedata.net	145	0.14%	569
45.	mchsi.com	140	0.13%	514
46.	Berkeley.EDU	139	0.13%	604
47.	btcentralplus.com	139	0.13%	318
48.	TAMU.EDU	131	0.12%	357
49.	harvard.edu	131	0.12%	532
50.	rcn.com	130	0.12%	522
51.	logika.net	129	0.12%	130
52.	ufl.edu	127	0.12%	388
53.	myvzw.com	125	0.12%	345
54.	fastsearch.net	124	0.12%	124
55.	umn.edu	123	0.11%	584
56.	army.mil	120	0.11%	388
57.	163data.com.cn	119	0.11%	284
58.	usgs.gov	117	0.11%	428
59.	pldt.net	117	0.11%	872
60.	nih.gov	116	0.11%	284

	Domain Name	Visits	% Visits	Hits
61.	riverglassinc.com	114	0.11%	7,908
62.	Stanford.EDU	113	0.11%	3,575
63.	ig.ntnu.no	111	0.10%	118
64.	telkom.net.id	111	0.10%	378
65.	dsl.bell.ca	110	0.10%	466
66.	state.tx.us	108	0.10%	156
67.	seed.net.tw	106	0.10%	521
68.	windstream.net	105	0.10%	396
69.	prod-infinitem.com.mx	103	0.10%	297
70.	utexas.edu	102	0.10%	489
71.	rima-tde.net	102	0.10%	622
72.	cornell.edu	101	0.09%	418
73.	umd.edu	99	0.09%	288
74.	speakeasy.net	98	0.09%	280
75.	shawcable.net	97	0.09%	392
76.	algx.net	96	0.09%	290
77.	umich.edu	96	0.09%	294
78.	become.com	95	0.09%	2,104
79.	columbia.edu	91	0.08%	240
80.	ntl.com	91	0.08%	184
81.	colorado.edu	91	0.08%	222
82.	unc.edu	89	0.08%	292
83.	ncsu.edu	87	0.08%	232
84.	epa.gov	85	0.08%	419
85.	bigpond.net.au	83	0.08%	176
86.	af.mil	82	0.08%	169
87.	vt.edu	79	0.07%	371
88.	yahoo.com	78	0.07%	149
89.	purdue.edu	76	0.07%	274
90.	rutgers.edu	76	0.07%	220
91.	spcsdns.net	76	0.07%	246
92.	tm.net.my	75	0.07%	228
93.	gatech.edu	75	0.07%	157
94.	umass.edu	74	0.07%	311
95.	cableone.net	74	0.07%	221
96.	picsearch.com	72	0.07%	462
97.	ucar.edu	72	0.07%	99
98.	centurytel.net	72	0.07%	239
99.	okstate.edu	70	0.07%	116
100.	t-dialin.net	69	0.06%	251
101.	lstn.net	68	0.06%	352

	Domain Name	Visits	% Visits	Hits
102.	pnl.gov	68	0.06%	176
103.	ucr.edu	66	0.06%	167
104.	xo.net	65	0.06%	128
105.	SteepHost.Net	64	0.06%	90
106.	lyse.net	64	0.06%	77
107.	frontiernet.net	64	0.06%	236
108.	duke.edu	64	0.06%	185
109.	optusnet.com.au	63	0.06%	110
110.	smartbro.net	63	0.06%	295
111.	udel.edu	63	0.06%	250
112.	telus.net	62	0.06%	123
113.	ttu.edu	62	0.06%	258
114.	insightbb.com	61	0.06%	203
115.	uga.edu	61	0.06%	243
116.	yale.edu	61	0.06%	130
117.	iastate.edu	61	0.06%	160
118.	jouy.inra.fr	61	0.06%	153
119.	sky.com	61	0.06%	152
120.	serverdnx.com	60	0.06%	60
121.	tpgi.com.au	60	0.06%	263
122.	planetdiscover.com	60	0.06%	1,563
123.	offer-best-deal.com	60	0.06%	60
124.	navy.mil	60	0.06%	104
125.	asu.edu	59	0.05%	170
126.	twtelecom.net	59	0.05%	1,719
127.	tnet.net.tr	58	0.05%	179
128.	utah.edu	58	0.05%	182
129.	msu.edu	56	0.05%	176
130.	rice.edu	55	0.05%	217
131.	MIT.EDU	55	0.05%	166
132.	blueyonder.co.uk	54	0.05%	200
133.	marshall.edu	53	0.05%	262
134.	proxad.net	53	0.05%	119
135.	colostate.edu	52	0.05%	127
136.	as9105.com	52	0.05%	72
137.	microsoft.com	52	0.05%	138
138.	CMU.EDU	52	0.05%	91
139.	link.com.eg	51	0.05%	588
140.	google.com	51	0.05%	99
141.	super-goo.com	51	0.05%	2,988
142.	ca.gov	51	0.05%	127

	Domain Name	Visits	% Visits	Hits
143.	fsu.edu	50	0.05%	106
144.	clemson.edu	50	0.05%	189
145.	veloxzone.com.br	50	0.05%	85
146.	wideopenwest.com	49	0.05%	197
147.	mtu.edu	49	0.05%	101
148.	uiowa.edu	49	0.05%	123
149.	Level3.net	48	0.04%	75
150.	ucla.edu	48	0.04%	241
151.	unl.edu	48	0.04%	125
152.	virtua.com.br	48	0.04%	283
153.	unh.edu	47	0.04%	198
154.	hawaii.edu	46	0.04%	113
155.	retail.telecomitalia.it	46	0.04%	152
156.	noaa.gov	46	0.04%	98
157.	cdc.gov	46	0.04%	219
158.	ohio-state.edu	46	0.04%	184
159.	uc.edu	45	0.04%	143
160.	wisc.edu	45	0.04%	154
161.	barak-online.net	44	0.04%	55
162.	idi.ntnu.no	44	0.04%	44
163.	saudi.net.sa	44	0.04%	216
164.	wildblue.net	43	0.04%	103
165.	mycingular.net	43	0.04%	77
166.	dip0.t-ipconnect.de	43	0.04%	83
167.	in-addr.arpa	43	0.04%	226
168.	nodak.edu	43	0.04%	127
169.	usma.edu	42	0.04%	78
170.	bresnan.net	42	0.04%	159
171.	Arizona.EDU	42	0.04%	104
172.	maxonline.com.sg	42	0.04%	237
173.	telesp.net.br	42	0.04%	99
174.	ucdavis.edu	41	0.04%	143
175.	clearwire-dns.net	41	0.04%	111
176.	uci.edu	41	0.04%	133
177.	asianet.co.th	40	0.04%	178
178.	uark.edu	40	0.04%	252
179.	qld.edu.au	40	0.04%	40
180.	tribes.cc	40	0.04%	75
181.	umontana.edu	40	0.04%	191
182.	fuse.net	39	0.04%	155
183.	emory.edu	39	0.04%	152

	Domain Name	Visits	% Visits	Hits
184.	ncat.edu	39	0.04%	209
185.	mtnl.net.in	39	0.04%	197
186.	usc.edu	39	0.04%	286
187.	pitt.edu	38	0.04%	129
188.	snet.net	38	0.04%	90
189.	tds.net	38	0.04%	90
190.	as29550.net	38	0.04%	126
191.	uconn.edu	38	0.04%	83
192.	prtc.net	38	0.04%	105
193.	myfairpoint.net	38	0.04%	94
194.	o1.com	38	0.04%	934
195.	ucsb.edu	37	0.03%	89
196.	dhs.gov	37	0.03%	71
197.	totbb.net	37	0.03%	134
198.	uncc.edu	37	0.03%	118
199.	ucsc.edu	37	0.03%	131
200.	tufts.edu	37	0.03%	179
201.	cgocable.net	37	0.03%	135
202.	access.telenet.be	37	0.03%	68
203.	uwyo.edu	37	0.03%	61
204.	ltdomains.com	37	0.03%	39
205.	upenn.edu	36	0.03%	87
206.	telkom-ipnet.co.za	36	0.03%	40
207.	bu.edu	36	0.03%	143
208.	netvigator.com	36	0.03%	81
209.	secureserver.net	35	0.03%	53
210.	indiana.edu	35	0.03%	65
211.	knology.net	35	0.03%	88
212.	isinet.com	35	0.03%	35
213.	wustl.edu	34	0.03%	89
214.	Princeton.EDU	34	0.03%	97
215.	sify.net	34	0.03%	69
216.	syr.edu	34	0.03%	88
217.	drexel.edu	34	0.03%	92
218.	bsu.edu	34	0.03%	89
219.	nuvox.net	34	0.03%	81
220.	jhuapl.edu	33	0.03%	82
221.	uoregon.edu	33	0.03%	101
222.	adobe.com	33	0.03%	70
223.	fs.fed.us	33	0.03%	139
224.	usda.gov	33	0.03%	81

	Domain Name	Visits	% Visits	Hits
225.	maine.edu	33	0.03%	103
226.	bol.net.in	33	0.03%	59
227.	nsf.gov	33	0.03%	84
228.	lsu.edu	32	0.03%	250
229.	montana.edu	32	0.03%	207
230.	adsl.tpnet.pl	32	0.03%	41
231.	siu.edu	32	0.03%	98
232.	internetserviceteam.com	32	0.03%	93
233.	scoutjet.com	31	0.03%	2,332
234.	cwjamaica.com	31	0.03%	123
235.	dri.edu	31	0.03%	68
236.	worldsoft-isp.net	31	0.03%	33
237.	pdx.edu	31	0.03%	92
238.	BTI.NET.PH	31	0.03%	132
239.	ksu.edu	30	0.03%	73
240.	standardshell.net	30	0.03%	97
241.	rit.edu	30	0.03%	87
242.	hostmaven.com	30	0.03%	30
243.	choiceone.net	29	0.03%	83
244.	parsonline.net	29	0.03%	87
245.	aurarianetworks.com	29	0.03%	36
246.	cavtel.net	29	0.03%	83
247.	hakia.com	29	0.03%	419
248.	nasa.gov	29	0.03%	54
249.	zoominternet.net	28	0.03%	77
250.	unt.edu	28	0.03%	92
251.	home.otenet.gr	28	0.03%	47
252.	localhost	28	0.03%	86
253.	mc.videotron.ca	28	0.03%	96
254.	ed.gov	28	0.03%	28
255.	brandeis.edu	28	0.03%	49
256.	jmu.edu	28	0.03%	192
257.	mcleodusa.net	28	0.03%	87
258.	caltech.edu	28	0.03%	237
259.	missouri.edu	28	0.03%	130
260.	sra.com	27	0.03%	218
261.	auburn.edu	27	0.03%	100
262.	msstate.edu	27	0.03%	68
263.	ono.com	27	0.03%	65
264.	shentel.net	27	0.03%	72
265.	brasiltelecom.net.br	27	0.03%	97

	Domain Name	Visits	% Visits	Hits
266.	mvspy.com	27	0.03%	65
267.	va.gov	27	0.03%	43
268.	juniata.edu	27	0.03%	45
269.	ou.edu	27	0.03%	87
270.	ptd.net	27	0.03%	60
271.	justhost.com	27	0.03%	27
272.	NYU.EDU	27	0.03%	82
273.	iinet.net.au	26	0.02%	126
274.	usf.edu	26	0.02%	84
275.	uic.edu	26	0.02%	66
276.	homegauge.com	26	0.02%	33
277.	km23309.keymachine.de	26	0.02%	299
278.	wsu.edu	26	0.02%	153
279.	rdsnet.ro	26	0.02%	142
280.	calpoly.edu	25	0.02%	119
281.	as43234.net	25	0.02%	79
282.	uwm.edu	25	0.02%	79
283.	swlabs.org	25	0.02%	40
284.	jhspk.edu	25	0.02%	88
285.	direpc.com	25	0.02%	63
286.	gci.net	25	0.02%	46
287.	tschild.de	24	0.02%	24
288.	northwestern.edu	24	0.02%	86
289.	eircom.net	24	0.02%	83
290.	state.fl.us	24	0.02%	53
291.	scansafe.net	24	0.02%	55
292.	arcor-ip.net	24	0.02%	33
293.	buffalo.edu	24	0.02%	64
294.	aircel.co.in	24	0.02%	69
295.	cantv.net	24	0.02%	148
296.	Virginia.EDU	24	0.02%	79
297.	ena.net	23	0.02%	40
298.	csun.edu	23	0.02%	45
299.	temple.edu	23	0.02%	77
300.	gaoland.net	23	0.02%	67
301.	xtra.co.nz	23	0.02%	39
302.	4u.com.gh	23	0.02%	44
303.	grandenetworks.net	23	0.02%	52
304.	esf.edu	23	0.02%	141
305.	utep.edu	23	0.02%	92
306.	ucop.edu	23	0.02%	74

	Domain Name	Visits	% Visits	Hits
307.	Mines.EDU	22	0.02%	36
308.	buckeyecom.net	22	0.02%	41
309.	state.ny.us	22	0.02%	68
310.	softlayer.com	22	0.02%	35
311.	nhs.uk	22	0.02%	52
312.	ukrtel.net	22	0.02%	90
313.	speedy.net.pe	22	0.02%	63
314.	iupui.edu	22	0.02%	102
315.	state.ma.us	22	0.02%	72
316.	atlanticbb.net	22	0.02%	50
317.	swri.edu	22	0.02%	37
318.	sasknet.sk.ca	22	0.02%	78
319.	aliant.net	22	0.02%	38
320.	seventyfour.com	22	0.02%	83
321.	hc-sc.gc.ca	21	0.02%	84
322.	lmco.com	21	0.02%	59
323.	aexiomus.net	21	0.02%	23
324.	k12.nc.us	21	0.02%	68
325.	fda.gov	21	0.02%	99
326.	nau.edu	21	0.02%	116
327.	nus.edu.sg	21	0.02%	22
328.	onelinkpr.net	21	0.02%	95
329.	nist.gov	21	0.02%	73
330.	direcway.com	21	0.02%	126
331.	tstt.net.tt	21	0.02%	33
332.	net.blink.ca	21	0.02%	26
333.	unr.edu	21	0.02%	58
334.	k12.fl.us	21	0.02%	130
335.	infoweb.ne.jp	21	0.02%	83
336.	bethere.co.uk	20	0.02%	48
337.	orange.co.uk	20	0.02%	28
338.	tor.primus.ca	20	0.02%	27
339.	speedy.com.ar	20	0.02%	39
340.	bta.net.cn	20	0.02%	30
341.	muohio.edu	20	0.02%	61
342.	uml.edu	20	0.02%	180
343.	wavecable.com	20	0.02%	64
344.	nmsu.edu	20	0.02%	162
345.	uri.edu	20	0.02%	71
346.	hawaiiintel.net	20	0.02%	71
347.	si.edu	20	0.02%	50

	Domain Name	Visits	% Visits	Hits
348.	btopenworld.com	20	0.02%	88
349.	rasana.net	20	0.02%	145
350.	sunysb.edu	20	0.02%	52
351.	business.telecomitalia.it	20	0.02%	66
352.	nile-online.net	20	0.02%	101
353.	appstate.edu	19	0.02%	96
354.	starcomms.net	19	0.02%	43
355.	earthmeanders.com	19	0.02%	69
356.	telecom.net.ar	19	0.02%	39
357.	tmodns.net	19	0.02%	40
358.	cuny.edu	19	0.02%	60
359.	infonet.com	19	0.02%	24
360.	dsl.telepac.pt	19	0.02%	44
361.	k12.va.us	19	0.02%	48
362.	broadband.corbina.ru	19	0.02%	34
363.	mst.edu	19	0.02%	180
364.	addr.tdcsong.se	19	0.02%	36
365.	lawbc.com	19	0.02%	38
366.	sparqnet.net	19	0.02%	479
367.	midco.net	19	0.02%	27
368.	sonic.net	19	0.02%	55
369.	isp.belgacom.be	19	0.02%	44
370.	metrocast.net	19	0.02%	90
371.	ocn.ne.jp	18	0.02%	32
372.	satcom-systems.net	18	0.02%	43
373.	UMDNJ.EDU	18	0.02%	63
374.	acnenergy.com	18	0.02%	171
375.	state.nj.us	18	0.02%	32
376.	isnet.net	18	0.02%	58
377.	louisville.edu	18	0.02%	46
378.	ifl.net	18	0.02%	30
379.	telia.com	18	0.02%	61
380.	direct.net.in	18	0.02%	81
381.	uchicago.edu	18	0.02%	59
382.	uh.edu	18	0.02%	41
383.	youtele.com	18	0.02%	24
384.	atlantech.net	17	0.02%	47
385.	k12.il.us	17	0.02%	32
386.	megapath.net	17	0.02%	77
387.	wmich.edu	17	0.02%	43
388.	hcm.fpt.vn	17	0.02%	314

	Domain Name	Visits	% Visits	Hits
389.	doe.gov	17	0.02%	63
390.	hws.edu	17	0.02%	25
391.	dreamhost.com	17	0.02%	48
392.	rpi.edu	17	0.02%	45
393.	net.t-com.hr	17	0.02%	71
394.	fastres.net	17	0.02%	13,289
395.	nctv.com	16	0.01%	40
396.	iwayafrica.com	16	0.01%	29
397.	luc.edu	16	0.01%	42
398.	uninet-ide.com.mx	16	0.01%	38
399.	utk.edu	16	0.01%	79
400.	k12.mn.us	16	0.01%	28
401.	he.net	16	0.01%	25
402.	osti.gov	16	0.01%	34
403.	CSUChico.EDU	16	0.01%	39
404.	gsinetblock.net	16	0.01%	533
405.	airband.net	16	0.01%	43
406.	baylor.edu	15	0.01%	49
407.	uidaho.edu	15	0.01%	43
408.	mtri.org	15	0.01%	52
409.	rti.org	15	0.01%	68
410.	clients.your-server.de	15	0.01%	153
411.	eastlink.ca	15	0.01%	67
412.	megared.net.mx	15	0.01%	50
413.	getactive.com	15	0.01%	15
414.	nextgentel.com	15	0.01%	48
415.	ucom.ne.jp	15	0.01%	36
416.	dupont.com	15	0.01%	49
417.	direct-adsl.nl	15	0.01%	48
418.	dotnetdotcom.org	15	0.01%	1,701
419.	sfsu.edu	15	0.01%	78
420.	i95.net	15	0.01%	35
421.	sandia.gov	15	0.01%	23
422.	lightpath.net	15	0.01%	33
423.	oberlin.edu	15	0.01%	72
424.	vzavenue.net	15	0.01%	66
425.	conversent.net	15	0.01%	47
426.	ip.fastwebnet.it	15	0.01%	47
427.	accelovation.com	15	0.01%	27
428.	on.net	15	0.01%	50
429.	ldial.com	15	0.01%	49

	Domain Name	Visits	% Visits	Hits
430.	ask.info	14	0.01%	21
431.	dejazzd.com	14	0.01%	48
432.	cable.net.co	14	0.01%	83
433.	usmc.mil	14	0.01%	19
434.	orangehomedsl.co.uk	14	0.01%	15
435.	pol.co.uk	14	0.01%	33
436.	upperbeyond.com	14	0.01%	29
437.	jhu.edu	14	0.01%	24
438.	yahoo.co.jp	14	0.01%	20
439.	dion.ne.jp	14	0.01%	20
440.	ohiou.edu	14	0.01%	38
441.	ucsd.edu	14	0.01%	32
442.	pavlovmedia.com	14	0.01%	93
443.	burlingtontelecom.net	14	0.01%	38
444.	satnet.net	14	0.01%	62
445.	zen.co.uk	14	0.01%	42
446.	starband.net	14	0.01%	28
447.	pool.t-online.hu	14	0.01%	39
448.	kent.edu	14	0.01%	19
449.	unm.edu	14	0.01%	30
450.	about.com	14	0.01%	20
451.	global-bd.net	14	0.01%	91
452.	k12.or.us	14	0.01%	21
453.	sjsu.edu	14	0.01%	25
454.	cruzio.com	13	0.01%	31
455.	servepath.com	13	0.01%	1,746
456.	vims.edu	13	0.01%	18
457.	ovh.net	13	0.01%	110
458.	gsu.edu	13	0.01%	33
459.	wvu.edu	13	0.01%	40
460.	ukzn.ac.za	13	0.01%	41
461.	WPI.EDU	13	0.01%	56
462.	fws.gov	13	0.01%	71
463.	subr.edu	13	0.01%	65
464.	ibm.com	13	0.01%	18
465.	skylogicnet.com	13	0.01%	29
466.	linktiger.com	13	0.01%	22
467.	link.net.pk	13	0.01%	260
468.	lerkins.com	13	0.01%	13
469.	mts.net	13	0.01%	27
470.	fau.edu	13	0.01%	61

	Domain Name	Visits	% Visits	Hits
471.	orange.co.ke	13	0.01%	14
472.	osd.mil	13	0.01%	19
473.	chello.pl	12	0.01%	73
474.	byu.edu	12	0.01%	45
475.	ldmi.com	12	0.01%	27
476.	Lehigh.EDU	12	0.01%	35
477.	emirates.net.ae	12	0.01%	25
478.	enr.local	12	0.01%	89
479.	iawpro1.com	12	0.01%	15
480.	onspeed.com	12	0.01%	21
481.	rev.numericable.fr	12	0.01%	56
482.	uvm.edu	12	0.01%	30
483.	telepacific.net	12	0.01%	28
484.	vserver.de	12	0.01%	17
485.	wm.edu	12	0.01%	44
486.	netvision.net.il	12	0.01%	51
487.	wur.nl	12	0.01%	202
488.	digitelone.com	12	0.01%	20
489.	anl.gov	12	0.01%	50
490.	state.or.us	12	0.01%	70
491.	state.mt.us	12	0.01%	26
492.	inktomisearch.com	12	0.01%	20
493.	adsl.alicedsl.de	12	0.01%	36
494.	thepланet.com	12	0.01%	22
495.	nmu.edu	12	0.01%	31
496.	chula.ac.th	12	0.01%	12
497.	vtr.net	12	0.01%	91
498.	cablespeed.com	12	0.01%	22
499.	ait.ac.th	12	0.01%	33
500.	rochester.edu	12	0.01%	19
Subtotal for rows: 1 - 500		96,347	89.80%	413,518
Other		10,938	10.20%	43,567
Total		107,285	100.00%	457,085

items 1-500 of 2000

Domain Names - Help Card



Column Definitions

Domain Name

The text name (for example, netiq.com) corresponding to the visitor's IP address. The domain name can be determined from any of the following methods:

- The domain was logged by the web server.
- The IP address matched an Intranet Domain configuration within the Admin Console.
- DNS resolution.

IP addresses that do not resolve to a domain by these methods are categorized as follows:

- Reserved IP Address - The IP address falls within a block of reserved addresses. For example, 192.168.x.x and 10.x.x.x addresses are reserved for private networks.
- Unresolved IP Address - Category for IP addresses that did not resolve to a domain (perhaps because DNS resolution was disabled).

The domain name shown is the second-level domain name, such as netiq.com. For example, all visitors from sales.netiq.com, us.sales.netiq.com, and service.netiq.com are combined in the statistics for netiq.com. If the top-level domain name is a country code, then the third-level domain name is shown also (for example, anycompany.com.au).

Visits

Number of visits to your site from this domain name. A visit is a series of actions that begins when a visitor views their first page from the server, and ends when the visitor leaves the site or remains idle beyond the idle-time limit. The default idle-time limit is thirty minutes. This time limit can be changed by the system administrator.

Hits

Number of hits to your site from this domain name. Each file requested by a visitor registers as a hit. There can be several hits on each page. While the volume of hits reflects the amount of server traffic, it is not an accurate reflection of the number of pages viewed.



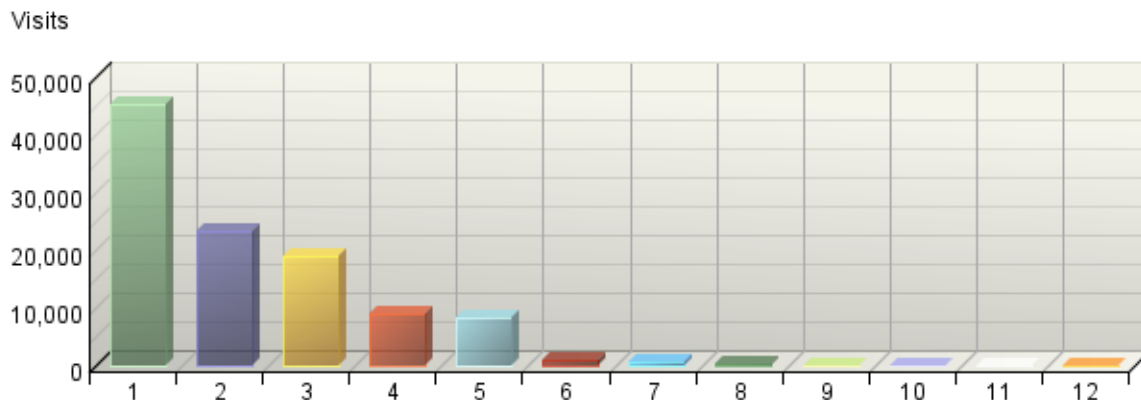
Report Descriptions

Use this information when you are interested in high-level domain names of visitors generating the most activity to your web site.

Top-Level Domain Types

This report provides a breakdown of top-level domain types.

Top-Level Domain Types by Visits



Top-Level Domain Types

Top-Level Domain Types	Visits	% Visits	Hits
Commercial	45,344	42.26%	114,737
Unresolved IP Address	23,308	21.73%	122,652
Network	19,135	17.84%	142,927
Unknown	9,024	8.41%	36,999
Education	8,249	7.69%	31,588
Government	1,110	1.03%	3,312
Organization	709	0.66%	3,767
Military	323	0.30%	792
ARPANET	45	0.04%	228
Informational	20	0.02%	41
International	10	0.01%	20
Business	8	0.01%	22
Total	107,285	100.00%	457,085

items 1-12 of 12

Top-Level Domain Types - Help Card



Column Definitions

Reserved IP Address

The IP address falls within a block of reserved addresses. For example, 192.168.x.x and 10.x.x.x addresses are reserved for private networks.

Unresolved IP Address

Category for IP addresses that did not resolve to a domain (perhaps because DNS resolution was disabled).

Unknown

The domain suffix did not match any of the top-level domain categories.

Top-Level Domain

The suffix of a domain name. A top-level domain can be based on the type of organization (.com, .edu, .museum, .name, etc) or it can be a country code (.uk, .de, .jp, .us, etc.). The top-level domain can be used to identify the type of web site. The following is a partial list of how this report categorizes top-level domains:

- ARPANET: .arpa
- Commercial: .com .co .com.[country code] .co.[country code] .firm.co .firm.ve .ltd.uk .info .biz
- Education: .edu .edu.[country-code] .ed.[country code] .ac.[country code] .school.[country code] .k12.[country code] .re.kr .sch.uk .edunet.tn
- International: .int .int.co .int.ve .intl.tn
- Government: .gov .gov.[country code] .gove.[country code] .go.[country code]
- Military: .mil .mil.[country code]
- Network: .net .ad.jp .ne.kr .net.[country code]
- Organization: .org .or .org.[country code] .or.[country code]
- Personal: .name

Visits

Number of visits to your site from the specified top-level domain. A visit is a series of actions that begins when a visitor views their first page from the server, and ends when the visitor leaves the site or remains idle beyond the idle-time limit. The default idle-time limit is thirty minutes. This time limit can be changed by the system administrator.

Hits

Number of hits to your site from the specified top-level domain. Each file requested by a visitor registers as a hit. There can be several hits on each page. While the volume of hits reflects the amount of server traffic, it is not an accurate reflection of the number of pages viewed.



Report Descriptions

Consider which types of organizations are interested in your site, and consider how you can interest other types of organizations.

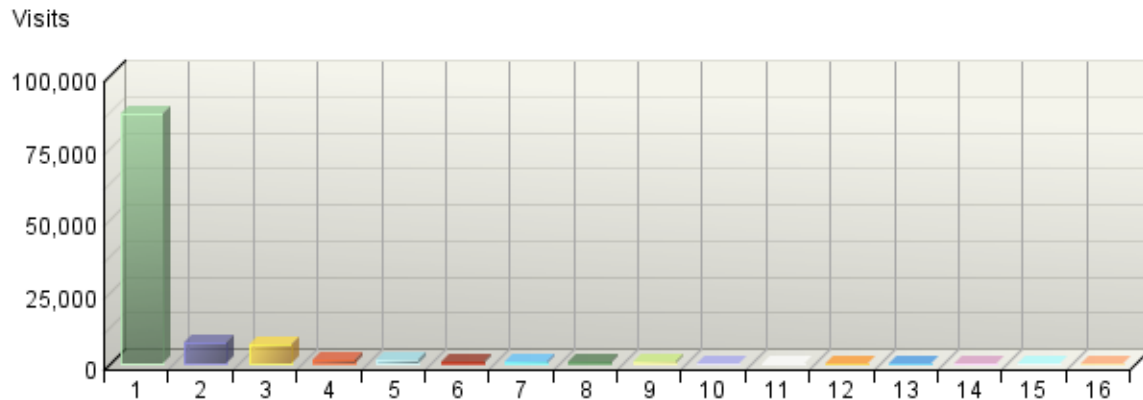
Note: This information can be displayed only if reverse DNS lookups have been performed. Even when DNS lookups are performed, some IP addresses cannot be resolved to a domain name.

Total - This represents the total visits or hits where there was sufficient information to identify the top-level domain. This number may be less than the total activity overall.

Regions

This report identifies the top geographic regions of the visitors to your site.

Regions by Visits



Regions

Regions	Visits	% Visits
1. North America	86,738	80.85%
2. Western Europe	7,001	6.53%
3. Asia	6,987	6.51%
4. Australia	1,378	1.28%
5. Middle East	1,301	1.21%
6. Eastern Europe	865	0.81%
7. Northern Europe	801	0.75%
8. South America	776	0.72%
9. Eastern Africa	543	0.51%
10. Southern Africa	242	0.23%
11. Caribbean Islands	225	0.21%
12. Northern Africa	175	0.16%
13. Western Africa	89	0.08%
14. Pacific Islands	87	0.08%
15. Central America	69	0.06%
16. Central Africa	8	0.01%
Total	107,285	100.00%

items 1-16 of 16

Regions - Help Card



Column Definitions

Regions

The geographic part of the world where visitors to your web site are located. "Region Unspecified" represents visitors whose geographic region could not be determined. "Region Unknown" represents visitors whose country has been determined but not identified with a specific region. If the WebTrends GeoTrends Database is turned on for this profile, the region is determined by looking up the visitor's IP address in this database. If GeoTrends is not enabled, the region will be determined from the domain name.

Visits

Number of visits from this geographic region. A visit is a series of actions that begins when a visitor views their first page from the server, and ends when the visitor leaves the site or remains idle beyond the idle-time limit. The default idle-time limit is thirty minutes. This time limit can be changed by the system administrator.

%

Percentage of total visits that were from this geographic region.



Report Descriptions

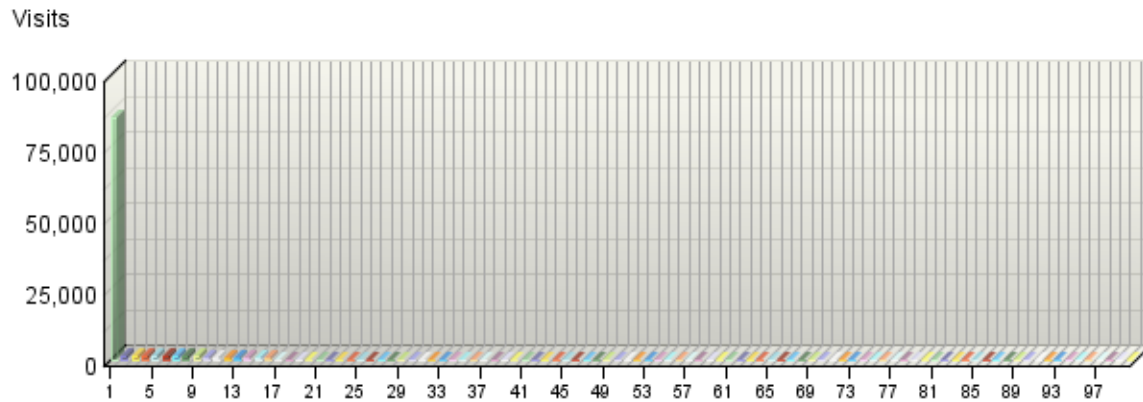
This information can help you meet the needs of your target audience as well as discover new audiences. Consider how you can make the content comprehensive and relevant to an international audience.

Note: Use this information carefully because it is based on Internet registration, and may not always be an accurate identifier of the visitor's actual location.

Countries

This report identifies the top countries of the visitors to your site.

Countries by Visits



Countries

	Countries	Visits	% Visits
1.	United States (US)	85,070	79.29%
2.	France (FR)	1,667	1.55%
3.	India (IN)	1,660	1.55%
4.	United Kingdom (UK)	1,444	1.35%
5.	Canada (CA)	1,426	1.33%
6.	China (CN)	1,418	1.32%
7.	Western Europe - country unspecified (EU)	1,415	1.32%
8.	Australia (AU)	1,378	1.28%
9.	Korea (South) (KR)	1,164	1.08%
10.	Germany (DE)	811	0.76%
11.	Taiwan (TW)	559	0.52%
12.	Japan (JP)	432	0.40%
13.	Iran (IR)	423	0.39%
14.	Sweden (SE)	411	0.38%
15.	Uruguay (UY)	376	0.35%
16.	Mauritius (MU)	347	0.32%
17.	Israel (IL)	328	0.31%
18.	Netherlands (NL)	313	0.29%
19.	Spain (ES)	312	0.29%

	Countries	Visits	% Visits
20.	Italy (IT)	308	0.29%
21.	Singapore (SG)	298	0.28%
22.	Malaysia (MY)	279	0.26%
23.	Norway (NO)	249	0.23%
24.	Philippines (PH)	248	0.23%
25.	Mexico (MX)	242	0.23%
26.	South Africa (ZA)	212	0.20%
27.	Romania (RO)	206	0.19%
28.	Indonesia (ID)	202	0.19%
29.	Turkey (TR)	201	0.19%
30.	Thailand (TH)	200	0.19%
31.	Hong Kong (HK)	199	0.19%
32.	Brazil (BR)	171	0.16%
33.	Switzerland (CH)	169	0.16%
34.	Poland (PL)	160	0.15%
35.	Ireland (IE)	134	0.12%
36.	Belgium (BE)	132	0.12%
37.	Russian Federation (RU)	126	0.12%
38.	Puerto Rico (PR)	122	0.11%
39.	United Arab Emirates (AE)	120	0.11%
40.	Portugal (PT)	119	0.11%
41.	Egypt (EG)	106	0.10%
42.	Ethiopia (ET)	92	0.09%
43.	Pakistan (PK)	88	0.08%
44.	Greece (GR)	88	0.08%
45.	Viet Nam (VN)	76	0.07%
46.	Saudi Arabia (SA)	71	0.07%
47.	Denmark (DK)	69	0.06%
48.	Finland (FI)	68	0.06%
49.	Austria (AT)	65	0.06%
50.	Czech Republic (CZ)	64	0.06%
51.	Hungary (HU)	62	0.06%
52.	New Zealand (NZ)	59	0.05%
53.	Argentina (AR)	54	0.05%
54.	Kenya (KE)	51	0.05%
55.	Chile (CL)	49	0.05%
56.	Sri Lanka (LK)	48	0.04%
57.	Costa Rica (CR)	46	0.04%
58.	Bangladesh (BD)	37	0.03%
59.	Colombia (CO)	36	0.03%
60.	Peru (PE)	35	0.03%

	Countries	Visits	% Visits
61.	Ukraine (UA)	34	0.03%
62.	Yugoslavia (YU)	33	0.03%
63.	Sudan (SD)	33	0.03%
64.	Jamaica (JM)	31	0.03%
65.	Jordan (JO)	31	0.03%
66.	Kuwait (KW)	30	0.03%
67.	Nigeria (NG)	30	0.03%
68.	Slovak Republic (SK)	29	0.03%
69.	Bulgaria (BG)	29	0.03%
70.	Oman (OM)	29	0.03%
71.	Uganda (UG)	26	0.02%
72.	Venezuela (VE)	24	0.02%
73.	Croatia (Hrvatska) (HR)	23	0.02%
74.	Nepal (NP)	21	0.02%
75.	Tanzania (TZ)	21	0.02%
76.	Slovenia (SI)	20	0.02%
77.	Estonia (EE)	20	0.02%
78.	Lithuania (LT)	20	0.02%
79.	Luxembourg (LU)	19	0.02%
80.	Lebanon (LB)	19	0.02%
81.	Senegal (SN)	15	0.01%
82.	Ecuador (EC)	15	0.01%
83.	Morocco (MA)	15	0.01%
84.	Trinidad and Tobago (TT)	14	0.01%
85.	Cote D'Ivoire (Ivory Coast) (CI)	14	0.01%
86.	Ghana (GH)	13	0.01%
87.	Qatar (QA)	12	0.01%
88.	Cameroon (CM)	11	0.01%
89.	Myanmar (MM)	11	0.01%
90.	Mongolia (MN)	11	0.01%
91.	Libya (LY)	10	0.01%
92.	Moldova (MD)	10	0.01%
93.	Fiji (FJ)	10	0.01%
94.	Guam (GU)	10	0.01%
95.	Latvia (LV)	10	0.01%
96.	Bahrain (BH)	9	0.01%
97.	Panama (PA)	9	0.01%
98.	Cyprus (CY)	9	0.01%
99.	Tunisia (TN)	8	0.01%
100.	Rwanda (RW)	8	0.01%
101.	Bahamas (BS)	8	0.01%

	Countries	Visits	% Visits
102.	Dominican Republic (DO)	8	0.01%
103.	Syria (SY)	8	0.01%
104.	Bolivia (BO)	8	0.01%
105.	Grenada (GD)	7	0.01%
106.	Bermuda (BM)	7	0.01%
107.	Zambia (ZM)	7	0.01%
108.	Zimbabwe (ZW)	6	0.01%
109.	Palestinian Territories (PS)	6	0.01%
110.	Armenia (AM)	5	0.00%
111.	Guatemala (GT)	5	0.00%
112.	Cuba (CU)	5	0.00%
113.	Cayman Islands (KY)	5	0.00%
114.	Belarus (BY)	5	0.00%
115.	Virgin Islands (U.S.) (VI)	5	0.00%
116.	Barbados (BB)	5	0.00%
117.	Malawi (MW)	5	0.00%
118.	Albania (AL)	5	0.00%
119.	Macau (MO)	4	0.00%
120.	Papua New Guinea (PG)	4	0.00%
121.	Malta (MT)	4	0.00%
122.	Brunei Darussalam (BN)	4	0.00%
123.	Georgia (GE)	4	0.00%
124.	Northern Mariana Islands (MP)	4	0.00%
125.	Lesotho (LS)	4	0.00%
126.	Belize (BZ)	4	0.00%
127.	Iceland (IS)	4	0.00%
128.	Cambodia (KH)	4	0.00%
129.	Kyrgyzstan (KG)	4	0.00%
130.	Algeria (DZ)	3	0.00%
131.	Djibouti (DJ)	3	0.00%
132.	Iraq (IQ)	3	0.00%
133.	Swaziland (SZ)	3	0.00%
134.	Guyana (GY)	3	0.00%
135.	Bhutan (BT)	3	0.00%
136.	Laos (LA)	3	0.00%
137.	Benin (BJ)	3	0.00%
138.	Antigua and Barbuda (AG)	3	0.00%
139.	Uzbekistan (UZ)	3	0.00%
140.	Honduras (HN)	3	0.00%
141.	Aruba (AW)	2	0.00%
142.	Madagascar (MG)	2	0.00%

	Countries	Visits	% Visits
143.	Yemen (YE)	2	0.00%
144.	Netherlands Antilles (AN)	2	0.00%
145.	Maldives (MV)	2	0.00%
146.	El Salvador (SV)	2	0.00%
147.	Bosnia and Herzegovina (BA)	2	0.00%
148.	Solomon Islands (SB)	2	0.00%
149.	Mozambique (MZ)	2	0.00%
150.	Namibia (NA)	2	0.00%
151.	St. Vincent and the Grenadines (VC)	2	0.00%
152.	Paraguay (PY)	2	0.00%
153.	Macedonia (MK)	2	0.00%
154.	Vanuatu (VU)	1	0.00%
155.	Botswana (BW)	1	0.00%
156.	Mali (ML)	1	0.00%
157.	Seychelles (SC)	1	0.00%
158.	Suriname (SR)	1	0.00%
159.	Liechtenstein (LI)	1	0.00%
160.	GM	1	0.00%
161.	Cape Verde (CV)	1	0.00%
162.	Anguilla (AI)	1	0.00%
163.	French Polynesia (PF)	1	0.00%
164.	Azerbaijan (AZ)	1	0.00%
	Total	107,285	100.00%

items 1-164 of 164

Countries - Help Card



Column Definitions

Countries

If the WebTrends GeoTrends Database is turned on for this profile, the country is determined by looking up the visitor's IP address in this database. If GeoTrends is not enabled, the country will be determined from the domain name.

Visits

Number of visits from the specified country. A visit is a series of actions that begins when a visitor views their first page from the server, and ends when the visitor leaves the site or remains idle beyond the idle-time limit. The default idle-time limit is thirty minutes. This time limit can be changed by the system administrator.

%

Percentage of total visits from the specified country.

Unknown Origin

The country associated with the visitor's domain name could not be determined.



Report Descriptions

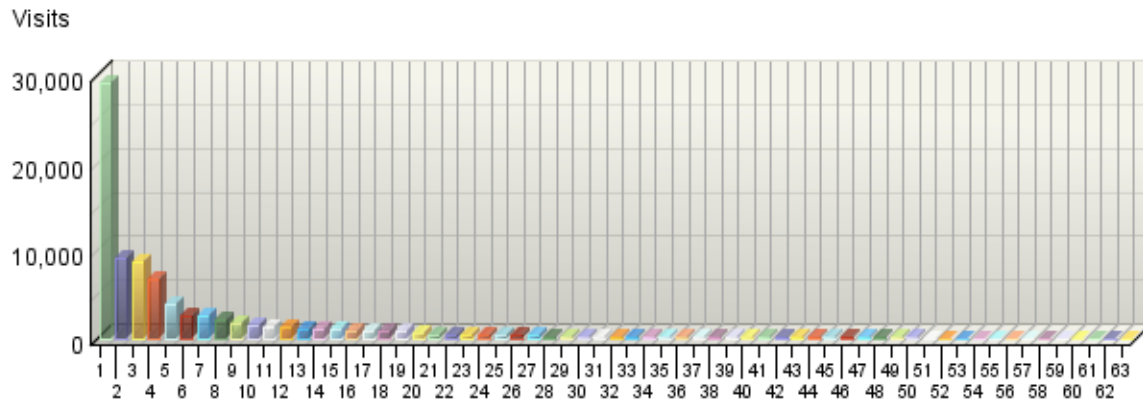
This information can help you meet the needs of your target audience as well as discover new audiences. Consider how you can make the content comprehensive and relevant to an international audience.

Note: Use this information carefully because it is based on Internet registration, and may not always be an accurate identifier of the visitor's actual location.

North American States and Provinces

If you have enabled the WebTrends GeoTrends Database for this profile, this page will list the states and provinces of North America with your most active visitors.

North American States and Provinces by Visits



North American States and Provinces

States and Provinces	Visits	% Visits
1. D.C.	29,171	33.93%
2. Washington	9,190	10.69%
3. California	8,696	10.12%
4. Virginia	6,749	7.85%
5. North Carolina	3,956	4.60%
6. Massachusetts	2,615	3.04%
7. New York	2,576	3.00%
8. Texas	2,293	2.67%
9. Illinois	1,704	1.98%
10. New Jersey	1,428	1.66%
11. Florida	1,343	1.56%
12. Pennsylvania	1,282	1.49%
13. Georgia	1,170	1.36%
14. Michigan	1,084	1.26%
15. Maryland	1,041	1.21%
16. Colorado	906	1.05%
17. Ohio	867	1.01%
18. Arizona	770	0.90%

	States and Provinces	Visits	% Visits
19.	Ontario	767	0.89%
20.	Minnesota	627	0.73%
21.	Oregon	518	0.60%
22.	Missouri	509	0.59%
23.	Indiana	489	0.57%
24.	Wisconsin	468	0.54%
25.	Tennessee	376	0.44%
26.	Oklahoma	334	0.39%
27.	South Carolina	332	0.39%
28.	Connecticut	328	0.38%
29.	Louisiana	284	0.33%
30.	Iowa	271	0.32%
31.	Alabama	269	0.31%
32.	Utah	252	0.29%
33.	British Columbia	220	0.26%
34.	Kentucky	180	0.21%
35.	Nebraska	177	0.21%
36.	Hawaii	172	0.20%
37.	Rhode Island	171	0.20%
38.	Idaho	171	0.20%
39.	New Mexico	171	0.20%
40.	Nevada	156	0.18%
41.	Mississippi	155	0.18%
42.	Kansas	154	0.18%
43.	New Hampshire	147	0.17%
44.	Alberta	147	0.17%
45.	Quebec	143	0.17%
46.	West Virginia	142	0.17%
47.	Arkansas	133	0.15%
48.	Montana	125	0.15%
49.	Delaware	113	0.13%
50.	Vermont	112	0.13%
51.	Maine	100	0.12%
52.	North Dakota	78	0.09%
53.	Alaska	62	0.07%
54.	Wyoming	60	0.07%
55.	South Dakota	59	0.07%
56.	Nova Scotia	45	0.05%
57.	Manitoba	35	0.04%
58.	Saskatchewan	33	0.04%
59.	New Brunswick	15	0.02%

	States and Provinces	Visits	% Visits
■	60. Prince Edward Island	11	0.01%
■	61. Newfoundland	7	0.01%
■	62. Northwest Territories	2	0.00%
■	63. Yukon	1	0.00%
	Total	85,962	100.00%

items 1-63 of 63

North American States and Provinces - Help Card



Column Definitions

States and Provinces

If the WebTrends GeoTrends Database is turned on for this profile, the location is determined by looking up the visitor's IP address in this database.

Visits

Number of visits from this state or province. A visit is a series of actions that begins when a visitor views their first page from the server, and ends when the visitor leaves the site or remains idle beyond the idle-time limit. The default idle-time limit is thirty minutes. This time limit can be changed by the system administrator.

%

Percentage of total visits from this state or province.



Report Descriptions

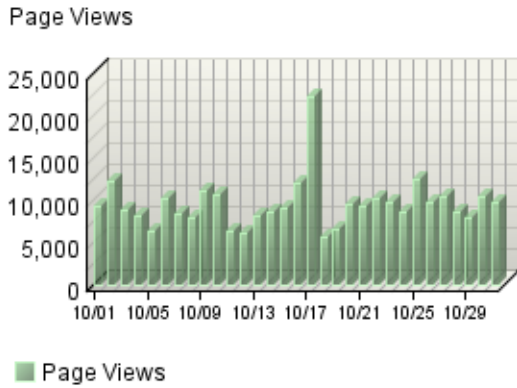
This information can help you meet the needs of your target audience as well as discover new audiences. Consider how you can make the content comprehensive and relevant to an international audience.

Note: Use this information carefully, because it is based on Internet registration and may not always be an accurate identifier of the visitor's actual location.

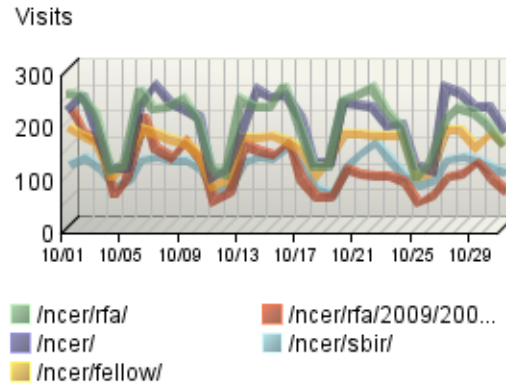
Pages Dashboard

This displays key graphs and tables that provide an overview of the Pages chapter. When viewing through the on-demand interface, you can click on the title of a graph or table to navigate to the corresponding page.

Page Views Trend



Pages by Visits Trend



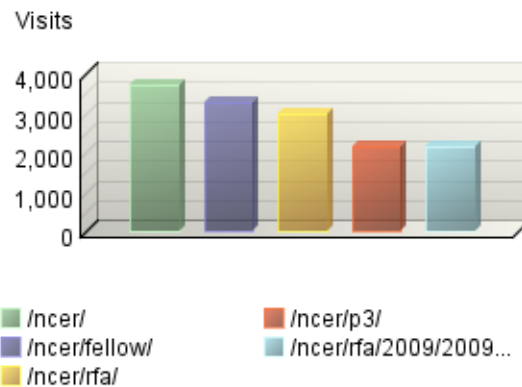
Content Groups by Visits

No data is available for this graph.

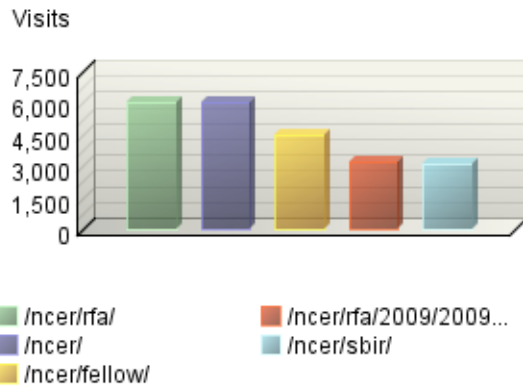
Page View Summary

Page Views	295,528
Average per Day	9,533
Average Page Views per Visit	2.75

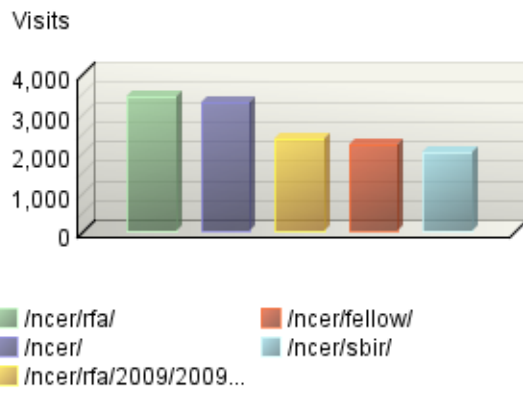
Entry Pages



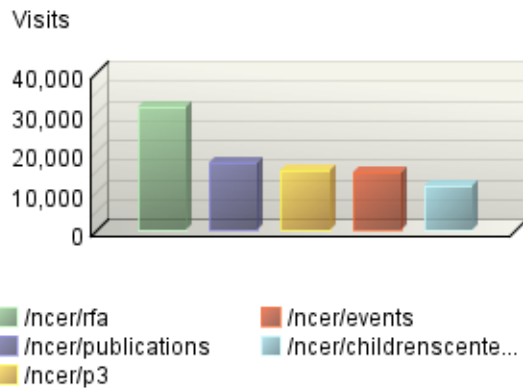
Pages by Visits



Exit Pages



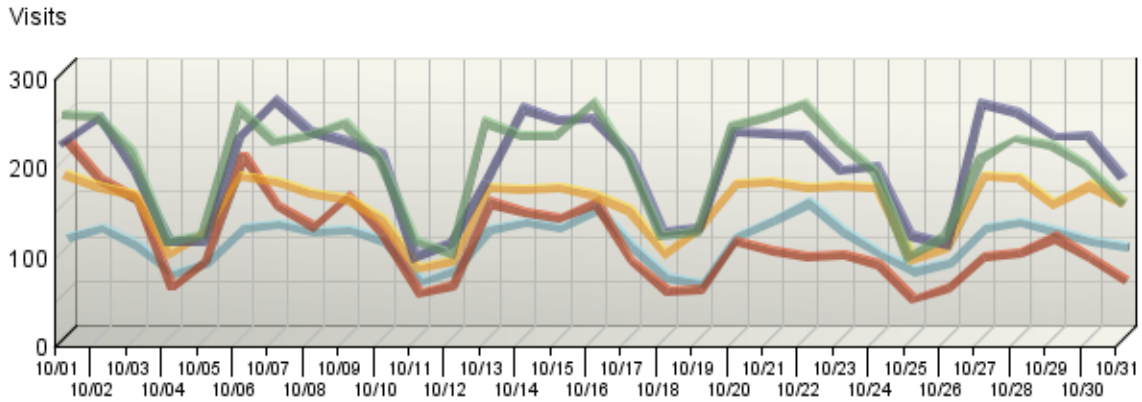
Directories by Visits



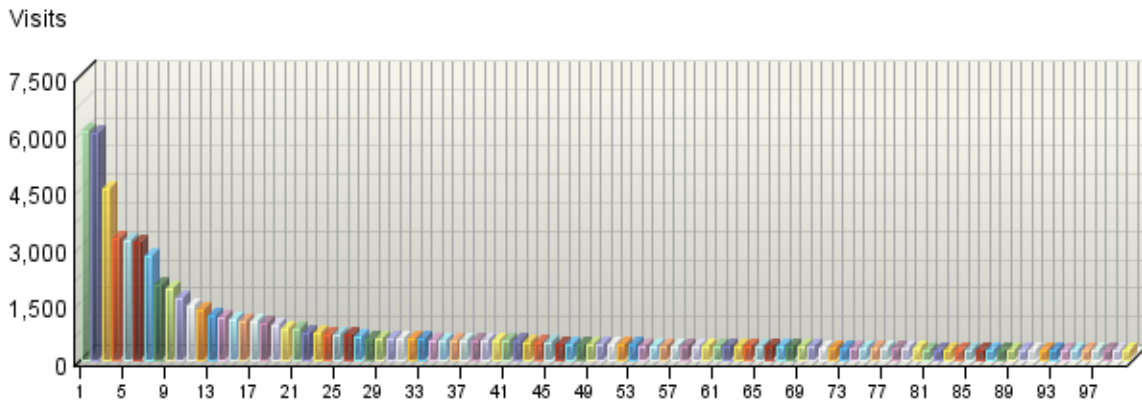
Pages

This identifies the most popular web pages on your site and shows you the number of visits for each, and displays the average length of time the page was viewed.

Pages by Visits Trend



Pages by Visits



Pages

	Pages	Visits	Views	Average Time Viewed
■ 1.	Funding Opportunities NCER ORD US EPA http://es.epa.gov/ncer/rfa/	6,050	6,991	00:02:24

	Pages	Visits	Views	Average Time Viewed
2.	National Center for Environmental Research (NCER) ORD US EPA http://es.epa.gov/ncer/	5,998	9,137	00:01:46
3.	 Fellowships NCER ORD US EPA http://es.epa.gov/ncer/fellow/	4,512	5,658	00:01:45
4.	6th Annual P3 Awards 2009 Grant Archives Archive Funding Opportunities NCER ORD US EPA http://es.epa.gov/ncer/rfa/2009/2009_p3.html	3,201	3,536	00:03:32
5.	Small Business Innovation Research NCER ORD US EPA http://es.epa.gov/ncer/sbir/	3,143	4,279	00:02:56
6.	P3 NCER ORD US EPA http://es.epa.gov/ncer/p3/	3,069	4,063	00:01:50
7.	2009 Academic Year EPA Greater Research Opportunities (GRO) Fellowships for Undergraduate Environmental Study 2009 STAR & GRO Fellowship Archives Archive Funding Opportunities NCER ORD US EPA http://es.epa.gov/ncer/rfa/2009/2009_gro_undergrad.html	2,728	2,962	00:03:46
8.	STAR Grants and Cooperative Agreements NCER ORD US EPA http://es.epa.gov/ncer/grants/	1,995	2,240	00:01:57
9.	Calendar of Events NCER ORD US EPA http://es.epa.gov/ncer/events/	1,874	2,300	00:02:26
10.	STAR Grant Forms and Instructions Funding Opportunities NCER ORD US EPA http://es.epa.gov/ncer/rfa/forms/	1,622	2,268	00:03:04
11.	Nanotechnology NCER ORD US EPA http://es.epa.gov/ncer/nano/	1,395	1,957	00:02:16
12.	http://es.epa.gov/ncerqa/	1,312	1,528	00:00:41
13.	Integrated Design, Modeling, and Monitoring of Geologic Sequestration of Anthropogenic Carbon Dioxide to Safeguard Sources of Drinking Water 2009 Grant Archives Archive Funding Opportunities NCER ORD US EPA http://es.epa.gov/ncer/rfa/2008/2008_star_gsc02.html	1,157	1,302	00:04:02
14.	Adaptation for Future Air Quality Analysis and Decision Support Tools in Light of Global Change Impacts and Mitigation 2008 Grant Archives Archive Funding Opportunities NCER ORD US EPA http://es.epa.gov/ncer/rfa/2008/2008_star_adaptation.html	1,133	1,293	00:03:03

	Pages	Visits	Views	Average Time Viewed
15.	Basic Information P3 NCER ORD US EPA http://es.epa.gov/ncer/p3/fact_sheet.html	1,051	1,134	00:02:10
16.	Broad Agency Announcement for Conferences, Workshops, and/or Meetings Funding Opportunities NCER ORD US EPA http://es.epa.gov/ncer/rfa/2008/2008_baa.html	1,029	1,179	00:03:38
17.	http://es.epa.gov/ncerqa/sbir/	1,002	1,121	00:00:51
18.	Forecasting Ecosystem Services from Wetland Condition Analyses 2008 Grant Archives Archive Funding Opportunities NCER ORD US EPA http://es.epa.gov/ncer/rfa/2008/2008_star_wetlands.html	982	1,080	00:03:40
19.	FALL 2008 EPA Science to Achieve Results (STAR) Fellowships for Graduate Environmental Study Funding Opportunities NCER US EPA http://es.epa.gov/ncer/rfa/2008/2008_star_fellow.html	927	966	00:02:39
20.	Biodiversity & Human Health NCER US EPA http://es.epa.gov/ncer/biodiversity/	825	1,032	00:01:55
21.	Basic Information NCER ORD US EPA http://es.epa.gov/ncer/about/	822	885	00:02:21
22.	Climate Change and Allergic Airway Disease 2008 Grant Archives Archive Funding Opportunities NCER ORD US EPA http://es.epa.gov/ncer/rfa/2008/2008_star_climate_change.html	723	777	00:03:49
23.	Children's Environmental Health Research Centers US EPA http://es.epa.gov/ncer/childrenscenters/	688	856	00:02:43
24.	Guidance & Frequent Questions NCER ORD US EPA http://es.epa.gov/ncer/guidance/	667	877	00:02:07
25.	Particulate Matter Science Topics NCER ORD US EPA http://es.epa.gov/ncer/science/pm/	650	762	00:03:19
26.	Effects of Climate Change on Ecosystem Services Provided by Coral Reefs and Tidal Marshes 2004 Grant Archives Archive Funding Opportunities NCER ORD US EPA http://es.epa.gov/ncer/rfa/2004/2004_climate_change.html	638	687	00:02:57

	Pages	Visits	Views	Average Time Viewed
27.	Small Business Innovation Research Phase I Archive Funding Opportunities NCER ORD US EPA http://es.epa.gov/ncer/rfa/2008/2008_sbir_phase1.html	611	638	00:03:51
28.	Contact Us NCER ORD US EPA http://es.epa.gov/ncer/contact_us.html	576	642	00:02:30
29.	Economics and Decision Sciences Science Topics NCER ORD US EPA http://es.epa.gov/ncer/science/economics/	560	684	00:03:23
30.	Listserver NCER ORD US EPA http://es.epa.gov/ncer/listserv/	558	614	00:02:33
31.	Collaborative Science and Technology Network for Sustainability (CNS) NCER ORD US EPA http://es.epa.gov/ncer/cns/	554	748	00:02:29
32.	2008/2009 P3 Teams P3 NCER ORD US EPA http://es.epa.gov/ncer/p3/current/	550	596	00:02:34
33.	2008 STAR Graduate Fellowships Fellowships NCER ORD US EPA http://es.epa.gov/ncer/fellow/recipients/star_fellow08.html	545	558	00:02:02
34.	National Sustainable Design Expo P3 NCER ORD US EPA http://es.epa.gov/ncer/p3/expo/	531	596	00:02:25
35.	STAA NCER ORD US EPA http://es.epa.gov/ncer/staa/	522	683	00:02:07
36.	Consequences of Global Change for Water Quality 2008 Grant Archives Archive Funding Opportunities NCER US EPA http://es.epa.gov/ncer/rfa/2008/2008_star_gc_wq.html	511	535	00:04:14
37.	http://es.epa.gov/ncerqa/rfa/	510	551	00:00:50
38.	EPSCOR Other Programs NCER ORD US EPA http://es.epa.gov/ncer/other/	504	570	00:02:58
39.	Drinking Water Science Topics NCER ORD US EPA http://es.epa.gov/ncer/science/drinkingwater/	501	597	00:02:47
40.	2008 P3 Award Winners P3 Award Winners and Successes P3 NCER ORD US EPA http://es.epa.gov/ncer/p3/project_websites/2008/2008awardwinners.html	493	531	00:02:49
41.	Global Change Science Topics NCER ORD US EPA http://es.epa.gov/ncer/science/globalclimate/	489	549	00:02:43

	Pages	Visits	Views	Average Time Viewed
42.	Publications & Proceedings NCER ORD US EPA http://es.epa.gov/ncer/publications/	488	538	00:03:09
43.	P3 Award Winners P3 NCER ORD US EPA http://es.epa.gov/ncer/p3/success/	479	523	00:01:11
44.	Basic Information Nanotechnology NCER ORD US EPA http://es.epa.gov/ncer/nano/questions/	478	584	00:05:06
45.	Frequently Asked Questions (FAQs) Guidance & Frequent Questions NCER ORD US EPA http://es.epa.gov/ncer/guidance/faqs.html	467	485	00:02:25
46.	Endocrine Disruptors Research Science Topics NCER ORD US EPA http://es.epa.gov/ncer/science/endocrine/	416	463	00:02:31
47.	Meetings, Workshops, & Progress Reviews Publications & Proceedings NCER ORD US EPA http://es.epa.gov/ncer/publications/workshop/	409	742	00:01:39
48.	2008 EPA/AAAS Graduate Fellowship Program Information Conference Resources Forum Fellowships NCER ORD US EPA http://es.epa.gov/ncer/fellow/forum/conference/08/may19/	401	411	00:01:29
49.	How to Apply Phase I - Project Development P3 NCER ORD US EPA http://es.epa.gov/ncer/p3/apply/	398	426	00:01:46
50.	Publications and Proceedings Nanotechnology NCER ORD US EPA http://es.epa.gov/ncer/nano/publications/	397	483	00:03:39
51.	Research Projects Nanotechnology NCER ORD US EPA http://es.epa.gov/ncer/nano/research/	394	486	00:02:53
52.	Past P3 Projects P3 NCER ORD US EPA http://es.epa.gov/ncer/p3/past/	388	419	00:01:40
53.	Archive Funding Opportunities NCER ORD US EPA http://es.epa.gov/ncer/rfa/archive/	383	457	00:02:39
54.	Award Recipients List STAR Grants and Cooperative Agreements NCER ORD US EPA http://es.epa.gov/ncer/grants/recipients_index.html	380	402	00:04:42
55.	2008 Fellowships Fellowships NCER ORD US EPA http://es.epa.gov/ncer/fellow/recipients/08fellowships.html	379	402	00:05:02

	Pages	Visits	Views	Average Time Viewed
56.	Autism and Neurodevelopmental Disorders Children's Environmental Health Research Centers US EPA http://es.epa.gov/ncer/childrenscenters/autism.html	376	395	00:03:57
57.	Conference Resources 2008 Forum Fellowships NCER ORD US EPA http://es.epa.gov/ncer/fellow/forum/conference.html	376	379	00:00:32
58.	P3 and Other Awards Ceremony P3 NCER ORD US EPA http://es.epa.gov/ncer/p3/ceremony/	363	381	00:02:01
59.	Factsheet Nanotechnology NCER ORD US EPA http://es.epa.gov/ncer/nano/factsheet/	362	407	00:03:03
60.	2008 GRO Fellowships For Graduate Environmental Study Funding Opportunities NCER ORD US EPA http://es.epa.gov/ncer/rfa/2008/2008_gro_grad.html	360	374	00:03:22
61.	2008 Expo and P3 Videos P3 NCER ORD US EPA http://es.epa.gov/ncer/p3/multimedia.html	359	375	00:04:47
62.	1996 EPA Graduate Fellows Publications Forum Fellowships NCER ORD US EPA http://es.epa.gov/ncer/fellow/forum/pubs_96.html	354	359	00:01:24
63.	Technology for a Sustainable Environment Science Topics NCER ORD US EPA http://es.epa.gov/ncer/science/tse/	352	412	00:02:37
64.	Solicitations Nanotechnology NCER ORD US EPA http://es.epa.gov/ncer/nano/solicitation/	351	387	00:01:49
65.	Research Results NCER ORD US EPA http://es.epa.gov/ncer/results/	350	376	00:02:48
66.	2007 STAR and GRO Graduate Fellowships FAQs Guidance & Frequent Questions NCER ORD US EPA http://es.epa.gov/ncer/guidance/faqs/faq_grad.html	340	360	00:03:19
67.	EPA: ORD: NCER: STAR Reports http://es.epa.gov/ncer/publications/starreport/	335	354	00:02:55
68.	Science Topics NCER ORD US EPA http://es.epa.gov/ncer/science/	333	375	00:02:43

	Pages	Visits	Views	Average Time Viewed
69.	Innovative and Integrative Approaches for Advancing Public Health Protection Through Water Infrastructure Sustainability Funding Opportunities NCER ORD US EPA http://es.epa.gov/ncer/rfa/2008/2008_star_water.html	330	337	00:05:52
70.	Treatment Technologies for Arsenic Removal for Small Drinking Water Systems 2003 Grant Archives Archive Funding Opportunities NCER ORD US EPA http://es.epa.gov/ncer/rfa/current/2003arsenic.html	330	349	00:02:24
71.	Novel Approaches for Assessing Exposure for School-Aged Children in Longitudinal Studies Funding Opportunities NCER ORD US EPA http://es.epa.gov/ncer/rfa/2008/2008_star_novelapproaches.html	325	349	00:02:55
72.	4th Annual P3 Awards Funding Opportunities NCER ORD US EPA http://es.epa.gov/ncer/rfa/2007/2007_p3_4thannual.html	322	339	00:03:12
73.	http://es.epa.gov/ncer/p3/event_2008/08_date_loc.html	319	355	00:03:19
74.	http://es.epa.gov/ncer/08fellowships/	310	527	00:01:49
75.	2007 GRO Undergraduate Fellowship FAQs Guidance & Frequent Questions NCER ORD US EPA http://es.epa.gov/ncer/guidance/faqs/faq_gro_undergrad.html	306	321	00:03:24
76.	Photo Gallery P3 NCER ORD US EPA http://es.epa.gov/ncer/p3/photo.html	300	333	00:01:38
77.	Development of Environmental Health Outcome Indicators 2007 Grant Archives Archive Funding Opportunities NCER US EPA http://es.epa.gov/ncer/rfa/2007/2007_star_health_indicators.html	294	310	00:05:00
78.	Exploratory Research: Nanotechnology Research Grants Investigating Fate, Transport, Transformation, And Exposure Of Engineered Nanomaterials: A Joint Research Solicitation Funding Opportunities NCER US EPA http://es.epa.gov/ncer/rfa/2007/2007_star_nanotech.html	294	300	00:03:27
79.	Forum Fellowships NCER ORD US EPA http://es.epa.gov/ncer/fellow/forum/	291	395	00:02:31

	Pages	Visits	Views	Average Time Viewed
80.	Pesticides Children's Environmental Health Research Centers US EPA http://es.epa.gov/ncer/childrenscenters/pesticides.html	284	305	00:04:34
81.	Exploratory Research: Nanotechnology Research Grants Investigating Environmental and Human Health Effects of Manufactured Nanomaterials Funding Opportunities NCER ORD US EPA http://es.epa.gov/ncer/rfa/2005/2005_star_nano.html	278	298	00:04:04
82.	Relevant Meetings Nanotechnology NCER ORD US EPA http://es.epa.gov/ncer/nano/relevant_meetings/	277	297	00:01:48
83.	1995 EPA Graduate Fellows Publications Forum Fellowships NCER ORD US EPA http://es.epa.gov/ncer/fellow/forum/pubs_95.html	276	277	00:00:45
84.	Information for P3 Teams P3 NCER ORD US EPA http://es.epa.gov/ncer/p3/teams/	275	288	00:01:37
85.	Agenda Conference Resources Forum Fellowships NCER ORD US EPA http://es.epa.gov/ncer/fellow/forum/conference/08/may19/agenda.html	274	274	00:00:49
86.	Current Solicitation Small Business Innovation Research NCER ORD US EPA http://es.epa.gov/ncer/sbir/current_solicitation.html	271	281	00:01:26
87.	Multimedia Biodiversity & Human Health NCER US EPA http://es.epa.gov/ncer/biodiversity/multimedia/	269	294	00:03:25
88.	Publications Forum Fellowships NCER ORD US EPA http://es.epa.gov/ncer/fellow/forum/publications.html	261	261	00:00:46
89.	Ecology and Oceanography of Harmful Algal Blooms 2008 Grant Archives Archive Funding Opportunities NCER US EPA http://es.epa.gov/ncer/rfa/2008/2008_star_ecohab.html	260	262	00:05:47
90.	Quick Guide Basic Information NCER ORD US EPA http://es.epa.gov/ncer/about/quickguide.html	256	265	00:02:33
91.	http://es.epa.gov/ncer/p3/project_websites/2007/2007awardwinners.html	253	262	00:02:17

	Pages	Visits	Views	Average Time Viewed
92.	Fall 2007 EPA Science to Achieve Results (STAR) Fellowships for Graduate Environmental Study Archive Funding Opportunities NCER ORD US EPA http://es.epa.gov/ncer/rfa/2007/2007_star_fellow.html	250	255	00:03:59
93.	Info for Co-Sponsors Information For P3 NCER ORD US EPA http://es.epa.gov/ncer/p3/info/cosponsors.html	249	252	00:02:15
94.	Conference Registration Forum Fellowships NCER ORD US EPA http://es.epa.gov/ncer/fellow/forum/conference/08/may19/registration.html	249	251	00:01:57
95.	University of California - Davis Children's Environmental Health Research Centers US EPA http://es.epa.gov/ncer/childrenscenters/davis.html	249	267	00:02:59
96.	Biotechnology: Potential Allergenicity of Genetically Engineered Foods Funding Opportunities NCER ORD US EPA http://es.epa.gov/ncer/rfa/2005/2005_star_biotech.html	248	251	00:05:03
97.	Ecological Impacts from the Interactions of Climate Change, Land Use Change and Invasive Species: A Joint Research Solicitation Funding Opportunities NCER US EPA http://es.epa.gov/ncer/rfa/2007/2007_star_ecoimpacts.html	247	254	00:03:52
98.	2008 Grant Archives Archive Funding Opportunities NCER ORD US EPA http://es.epa.gov/ncer/rfa/archive/grants/	245	294	00:02:48
99.	Newsroom Nanotechnology NCER ORD US EPA http://es.epa.gov/ncer/nano/newsroom/	242	276	00:02:26
100.	Fall 2006 EPA Science To Achieve Results (STAR) Fellowships For Graduate Environmental Study Funding Opportunities NCER ORD US EPA http://es.epa.gov/ncer/rfa/2006/2006_star_fellow.html	241	247	00:03:45
101.	Application Overview Phase I - P3 Grant Competition/Proof of Concept P3 NCER ORD US EPA http://es.epa.gov/ncer/p3/appoverview.html	239	247	00:01:24
102.	2008 GRO Graduate Fellowships Fellowships NCER ORD US EPA http://es.epa.gov/ncer/fellow/recipients/gro_fellow08.html	238	245	00:02:07
103.	http://es.epa.gov/ncerqa/fellow/	235	251	00:01:40

	Pages	Visits	Views	Average Time Viewed
104.	Fall 2008 GRO Fellowships For Undergraduate Environmental Study Archive Funding Opportunities NCER ORD US EPA http://es.epa.gov/ncer/rfa/2008/2008_gro_undegrad.html	232	244	00:03:52
105.	Health Effects of Near-Roadway Exposures to Air Pollution 2008 Grant Archives Archive Funding Opportunities NCER ORD US EPA http://es.epa.gov/ncer/rfa/2008/2008_star_healtheffects.html	231	239	00:04:24
106.	Archive Calendar of Events NCER ORD US EPA http://es.epa.gov/ncer/events/news/	231	247	00:03:28
107.	Toxicity Research Projects Nanotechnology NCER ORD US EPA http://es.epa.gov/ncer/nano/research/nano_tox.html	229	233	00:01:23
108.	Environmental Protection Agency http://es.epa.gov/ncer/rfa/2004/2004_air_poll_em.html	229	241	00:03:01
109.	Current Partners Information for Partners P3 NCER ORD US EPA http://es.epa.gov/ncer/p3/partners/	224	244	00:03:22
110.	Small Business Innovation Research Phase I Funding Opportunities NCER ORD US EPA http://es.epa.gov/ncer/rfa/2007/2007_sbir_phase1.html	223	229	00:05:51
111.	2006 P3 Award Winners P3 Award Winners and Successes P3 NCER ORD US EPA http://es.epa.gov/ncer/p3/project_websites/2006/2006awardwinners.html	218	222	00:03:29
112.	SBIR Program Success Stories Small Business Innovation Research NCER ORD US EPA http://es.epa.gov/ncer/sbir/success/	212	239	00:02:49
113.	An Interdisciplinary Approach To Examining The Links Between Social Stressors, Biodiversity And Human Health Funding Opportunities NCER ORD US EPA http://es.epa.gov/ncer/rfa/2007/2007_biodiversity_health.html	211	212	00:05:07
114.	P3 Award Archive Funding Opportunities NCER ORD US EPA http://es.epa.gov/ncer/rfa/2008/2008_p3.html	211	215	00:03:10

	Pages	Visits	Views	Average Time Viewed
115.	Frequent Questions Children's Environmental Health Research Centers US EPA http://es.epa.gov/ncer/childrenscenters/faqs.html	211	225	00:03:25
116.	Research Projects Biodiversity & Human Health NCER US EPA http://es.epa.gov/ncer/biodiversity/recipients.html	211	215	00:03:04
117.	Forms P3 NCER ORD US EPA http://es.epa.gov/ncer/p3/forms/	209	303	00:02:16
118.	Small Business Innovation Research Phase I Funding Opportunities NCER ORD US EPA http://es.epa.gov/ncer/rfa/2006/2006_sbir_phase1.html	209	227	00:04:19
119.	http://es.epa.gov/ncerqa/grants/	208	231	00:01:52
120.	2008 News and Events Archive Archives Calendar of Events NCER ORD US EPA http://es.epa.gov/ncer/events/news/2008/	204	225	00:02:51
121.	Agenda Interagency Environmental Nanotechnology Grantees Workshop Calendar of Events NCER ORD US EPA http://es.epa.gov/ncer/events/calendar/2008/nov19/agenda.html	204	205	00:04:46
122.	Collaborative Science And Technology Network For Sustainability Funding Opportunities NCER ORD US EPA http://es.epa.gov/ncer/rfa/2006/2006_star_cns.html	203	204	00:03:34
123.	STAR & GRO Fellowship Archives Archives Funding Opportunities NCER ORD US EPA http://es.epa.gov/ncer/rfa/archive/fellow/	203	267	00:02:56
124.	Lectures Nanotechnology NCER ORD US EPA http://es.epa.gov/ncer/nano/lectures/	202	232	00:02:45
125.	Consequences of Global Change For Air Quality Funding Opportunities NCER ORD US EPA http://es.epa.gov/ncer/rfa/2006/2006_star_gc_aq.html	199	207	00:04:18
126.	Columbia University Center for Children's Environmental Health, New York City Children's Environmental Health Research Centers US EPA http://es.epa.gov/ncer/childrenscenters/columbia.html	197	214	00:02:55

	Pages	Visits	Views	Average Time Viewed
■ 127.	Acknowledgement of EPA Support Guidance & Frequent Questions NCER ORD US EPA http://es.epa.gov/ncer/guidance/star_images.html	195	202	00:03:04
■ 128.	Environmental Behavior and Decisionmaking: Determining the Effectiveness of Environmental Information Disclosure and Provision Funding Opportunities NCER ORD US EPA http://es.epa.gov/ncer/rfa/2005/2005_ebd_rfa.html	194	198	00:03:41
■ 129.	2009 STAA Competition STAA NCER ORD US EPA http://es.epa.gov/ncer/staa/annual/2009/current_comp.html	193	245	00:02:30
■ 130.	Development of Environmental Health Outcome Indicators Funding Opportunities NCER ORD US EPA http://es.epa.gov/ncer/rfa/2006/2006_star_ep_hi.html	193	197	00:04:19
■ 131.	Basic Information Small Business Innovation Research NCER ORD US EPA http://es.epa.gov/ncer/sbir/factsheet.html	192	200	00:02:50
■ 132.	Environmental Protection Agency http://es.epa.gov/ncer/rfa/archive/grants/00/00humanrfa.html	190	207	00:03:16
■ 133.	Small Business Innovation Research Phase I Funding Opportunities NCER ORD US EPA http://es.epa.gov/ncer/rfa/2005/2005_sbir_phase1.html	188	197	00:04:13
■ 134.	Applying for STAR Grants Guidance & Frequent Questions NCER ORD US EPA http://es.epa.gov/ncer/guidance/star_faq.html	187	191	00:03:20
■ 135.	2006/2007 P3 Teams P3 NCER ORD US EPA http://es.epa.gov/ncer/p3/project_websites/2006/	187	197	00:02:42
■ 136.	Uncertainty Analyses of Models in Integrated Environmental Assessments Funding Opportunities NCER US EPA http://es.epa.gov/ncer/rfa/2006/2006_star_uncertainty.html	187	187	00:04:43

	Pages	Visits	Views	Average Time Viewed
137.	Fall 2005 EPA Science to Achieve Results (STAR) Fellowships for Graduate Environmental Study 2005 Fellowship Archives Archive Funding Opportunities NCER ORD US EPA http://es.epa.gov/ncer/rfa/2004/2005_star_grad_fellow.html	186	186	00:03:19
138.	Bibliometrics Publications & Proceedings NCER ORD US EPA http://es.epa.gov/ncer/publications/bibliometrics/	184	205	00:03:00
139.	2007 STAR Graduate Fellowships Fellowships NCER ORD US EPA http://es.epa.gov/ncer/fellow/recipients/star_fellow07.html	184	189	00:03:02
140.	Media Info For P3 NCER ORD US EPA http://es.epa.gov/ncer/p3/info/media.html	182	187	00:02:28
141.	Information for Partners Info For P3 NCER ORD US EPA http://es.epa.gov/ncer/p3/info/partners.html	181	186	00:02:36
142.	Related Links Nanotechnology NCER ORD US EPA http://es.epa.gov/ncer/nano/links/	180	196	00:03:25
143.	SBIR - Phase I Archive Funding Opportunities NCER ORD US EPA http://es.epa.gov/ncer/rfa/2004/2004_sbir_phase1.html	178	180	00:04:57
144.	Multimedia Children's Environmental Health Research Centers US EPA http://es.epa.gov/ncer/childrenscenters/multimedia.html	177	187	00:02:27
145.	Newsroom P3 NCER ORD US EPA http://es.epa.gov/ncer/p3/news.html	176	179	00:03:03
146.	EPA: NCER: Research Centers http://es.epa.gov/ncer/centers/	175	208	00:03:39
147.	2008 SAB Advisory Science Topics NCER ORD US EPA http://es.epa.gov/ncer/science/pm/2008sab/	175	205	00:04:36
148.	2003 SBIR Phase I 2003 SBIR Archives Archive Funding Opportunities NCER ORD US EPA http://es.epa.gov/ncer/rfa/current/sbir_phase1.html	175	179	00:03:06
149.	2008 Grant Archives Archive Funding Opportunities NCER ORD US EPA http://es.epa.gov/ncer/rfa/archive/grants/08/	173	183	00:02:51
150.	Grant Recipients P3 NCER ORD US EPA http://es.epa.gov/ncer/p3/grantrecip.html	173	179	00:02:58

	Pages	Visits	Views	Average Time Viewed
151.	Fall 2006 EPA Greater Research Opportunities (GRO) Fellowships For Graduate Environmental Study Funding Opportunities NCER ORD US EPA http://es.epa.gov/ncer/rfa/2006/2006_gro_fellow.html	172	173	00:03:31
152.	Fall 2006 Greater Research Opportunities (GRO) Undergraduate Student Fellowships Funding Opportunities NCER ORD US EPA http://es.epa.gov/ncer/rfa/2006/2006_gro_undergrad_fellow.html	171	171	00:04:05
153.	Biographies Children's Environmental Health Research Centers US EPA http://es.epa.gov/ncer/childrenscenters/biographies.html	170	175	00:03:00
154.	Background Biodiversity & Human Health NCER US EPA http://es.epa.gov/ncer/biodiversity/background.html	170	176	00:03:04
155.	DECISION SUPPORT SYSTEMS INVOLVING CLIMATE CHANGE AND PUBLIC HEALTH Funding Opportunities NCER ORD US EPA http://es.epa.gov/ncer/rfa/2005/2005_decision_support_sys.html	169	173	00:04:02
156.	EPA: ORD: NCER: Events: News http://es.epa.gov/ncer/events/news/2003/nas_special.html	169	172	00:03:35
157.	Forum P3 NCER ORD US EPA http://es.epa.gov/ncer/p3/forum/	168	228	00:03:06
158.	Info for Exhibitors Information For P3 NCER ORD US EPA http://es.epa.gov/ncer/p3/become_exhibitor.html	168	179	00:02:35
159.	2008 STAA Competition Forms Redirect http://es.epa.gov/ncer/staa/forms.html	168	208	00:00:01
160.	Sustainability Challenge Areas P3 NCER ORD US EPA http://es.epa.gov/ncer/p3/challengearea.html	167	168	00:04:13
161.	Characterizing Risk at Metal Finishing Facilities Archives Publications & Proceedings NCER ORD US EPA http://es.epa.gov/ncer/publications/archive/csidoc.html	167	189	00:03:56
162.	2008 STAA Competition STAA NCER ORD US EPA http://es.epa.gov/ncer/staa/annual/2008/current_comp.html	166	204	00:01:04
163.	http://es.epa.gov/ncer/08CEIN/	164	269	00:02:42

	Pages	Visits	Views	Average Time Viewed
164.	Phase I - Project Development P3 NCER ORD US EPA http://es.epa.gov/ncer/p3/phase1proof.html	162	163	00:02:37
165.	Exploratory Research: Understanding Ecological Thresholds In Aquatic Systems Through Retrospective Analysis 2004 Grant Archives Archive Funding Opportunities NCER ORD US EPA http://es.epa.gov/ncer/rfa/2004/2004_aqua_sy.html	162	169	00:04:02
166.	Center for Children's Environmental Health and Disease Prevention at the Harvard School of Public Health Children's Environmental Health Research Centers US EPA http://es.epa.gov/ncer/childrenscenters/harvard.html	162	170	00:04:11
167.	Southern Center on Environmentally-Driven http://es.epa.gov/ncer/childrenscenters/duke.html	162	168	00:02:27
168.	Information For P3 NCER ORD US EPA http://es.epa.gov/ncer/p3/info/	161	173	00:03:35
169.	Research Solicitation Biodiversity & Human Health NCER US EPA http://es.epa.gov/ncer/biodiversity/solicitation.html	161	164	00:02:58
170.	Green Manufacturing Research Projects Nanotechnology NCER ORD US EPA http://es.epa.gov/ncer/nano/research/nano_green.html	161	166	00:02:10
171.	Fellowship Conference Posters http://es.epa.gov/ncer/fellow/posters/	159	189	00:02:14
172.	New Video Captures the Excitement of the P3 Expo on the Mall NCER ORD US EPA http://es.epa.gov/ncer/events/news/2007/10_17_07_feature.html	159	163	00:03:40
173.	Additional Awards P3 Award Competition P3 NCER ORD US EPA http://es.epa.gov/ncer/p3/addawards.html	158	165	00:02:06
174.	P3 Phase 1 Terms and Conditions Guidance & Frequent Questions NCER ORD US EPA http://es.epa.gov/ncer/publications/terms/phase1_tc.html	157	162	00:03:01
175.	Workshops Small Business Innovation Research NCER ORD US EPA http://es.epa.gov/ncer/sbir/workshops.html	157	163	00:02:16

	Pages	Visits	Views	Average Time Viewed
176.	2008 GRO Undergraduate Fellowships Fellowships NCER ORD US EPA http://es.epa.gov/ncer/fellow/recipients/gro_undergrad_fellow08.html	156	163	00:02:39
177.	Quality Assurance Guidance & Frequent Questions NCER ORD US EPA http://es.epa.gov/ncer/guidance/qa.html	156	159	00:03:41
178.	Community Partnerships Children's Environmental Health Research Centers US EPA http://es.epa.gov/ncer/childrenscenters/communities.html	155	157	00:03:26
179.	Nonlinear Responses to Global Change in Linked Aquatic and Terrestrial Ecosystems and Effects of Multiple Factors on Terrestrial Ecosystems Funding Opportunities NCER ORD US EPA http://es.epa.gov/ncer/rfa/2005/2005_nonlinear_responses.html	154	156	00:04:40
180.	Report 2002 SAB PM Research Centers Review Meeting 2002 News and Events Archive Archives Calendar of Events NCER ORD US EPA http://es.epa.gov/ncer/centers/airpm/sab/report.html	154	167	00:03:49
181.	2005 STAR Graduate Fellowships Fellowships NCER ORD US EPA http://es.epa.gov/ncer/fellow/recipients/star_fellow05.html	154	159	00:03:05
182.	Exploratory Research: Nanotechnology Research Grants Investigating Environmental and Human Health Effects of Manufactured Nanomaterials 2004 Grant Archives Archive Funding Opportunities NCER ORD US EPA http://es.epa.gov/ncer/rfa/2004/2004_manufactured_nano.html	153	158	00:05:14
183.	Follow the Green Nano Road NCER ORD US EPA http://es.epa.gov/ncer/events/news/2008/10_07_08_topstory.html	153	163	00:02:50
184.	Partner Programs Biodiversity & Human Health NCER US EPA http://es.epa.gov/ncer/biodiversity/programs.html	153	156	00:02:55
185.	Growing a Garden of Future Environmental Leaders - 54 Students Receive EPA Research Fellowships NCER ORD US EPA http://es.epa.gov/ncer/events/news/2008/09_29_08_topstory.html	151	157	00:03:24

	Pages	Visits	Views	Average Time Viewed
■ 186.	Past P3 Projects by Topic Past P3 Projects P3 NCER ORD US EPA http://es.epa.gov/ncer/p3/abtable1.html	151	157	00:04:08
■ 187.	Project Abstracts Fellowships NCER ORD US EPA http://es.epa.gov/ncer/fellow/abstracts/	151	178	00:03:14
■ 188.	Small Businesses Grow Big Environmental Technologies NCER ORD US EPA http://es.epa.gov/ncer/events/news/2008/03_25_08_topstory.html	150	153	00:01:51
■ 189.	Questions or Comments on EPA Fellowship Program Fellowships NCER ORD US EPA http://es.epa.gov/ncer/fellow/contact_us.html	149	155	00:03:09
■ 190.	Environmental Futures Research in Nanoscale Science, Engineering and Technology 2002 Grant Archives Archive Funding Opportunities NCER ORD US EPA http://es.epa.gov/ncer/rfa/archive/grants/02/02nanotech.html	149	158	00:03:12
■ 191.	Complex Chemical Mixtures and Heavy Metals Children's Environmental Health Research Centers US EPA http://es.epa.gov/ncer/childrenscenters/chemical.html	148	152	00:02:52
■ 192.	Table of Contents http://es.epa.gov/ncer/sbir/program/	147	186	00:03:44
■ 193.	Basic Information Children's Environmental Health Research Centers US EPA http://es.epa.gov/ncer/childrenscenters/basic_info.html	147	154	00:02:29
■ 194.	Environmental Protection Agency http://es.epa.gov/ncer/publications/nano/	146	157	00:03:48
■ 195.	2006 STAR Graduate Fellowships Fellowships NCER ORD US EPA http://es.epa.gov/ncer/fellow/recipients/star_fellow06.html	146	154	00:03:16
■ 196.	Fall 2005 Greater Research Opportunities (GRO) Undergraduate Student Fellowships 2005 Fellowship Archives Archive Funding Opportunities NCER ORD US EPA http://es.epa.gov/ncer/rfa/2004/2005_gro_undegrad_fellow.html	145	146	00:04:56

	Pages	Visits	Views	Average Time Viewed
197.	Logistics Interagency Environmental Nanotechnology Grantees Workshop Calendar of Events NCER ORD US EPA http://es.epa.gov/ncer/events/calendar/2008/nov19/logistics.html	145	149	00:03:39
198.	Peer Review Phase I - Project Development P3 NCER ORD US EPA http://es.epa.gov/ncer/p3/peerreview.html	145	149	00:02:18
199.	Environmental Tobacco Smoke Children's Environmental Health Research Centers US EPA http://es.epa.gov/ncer/childrenscenters/smoke.html	145	151	00:03:38
200.	Collaborative Science & Technology Network for Sustainability 2004 Grant Archives Archive Funding Opportunities NCER ORD US EPA http://es.epa.gov/ncer/rfa/2004/2004_collab_science.html	145	150	00:03:48
201.	A Decade of Children's Environmental Health Research: Highlights from EPA's Science to Achieve Results Program Publications & Proceedings NCER ORD US EPA http://es.epa.gov/ncer/publications/research_results_synthesis/	144	170	00:03:03
202.	Developing the Next Generation of Great Lakes Lower Foodweb Assessment Tools 2004 Grant Archives Archive Funding Opportunities NCER ORD US EPA http://es.epa.gov/ncer/rfa/2004/2004_glakes_foodweb.html	144	149	00:03:49
203.	Fall 2005 EPA Greater Research Opportunities (GRO) Fellowships for Graduate Environmental Study 2005 Fellowship Archives Archive Funding Opportunities NCER ORD US EPA http://es.epa.gov/ncer/rfa/2004/2005_gro_grad_fellow.html	144	147	00:03:47
204.	Solicitation Opens Phase I - Project Development P3 NCER ORD US EPA http://es.epa.gov/ncer/p3/solopen.html	144	147	00:03:05
205.	Consequences of Global Change for Air Quality: Spatial Patterns in Air Pollution Emissions 2003 Grant Archives Archive Funding Opportunities NCER ORD US EPA http://es.epa.gov/ncer/rfa/current/2003_global_change.html	143	150	00:03:47

	Pages	Visits	Views	Average Time Viewed
■ 206.	Thank You Listserver NCER ORD US EPA http://es.epa.gov/ncer/listserv/thank_you.html	143	146	00:01:13
■ 207.	Impacts of Manufactured Nanomaterials on Human Health and the Environment 2003 Grant Archives Archive Funding Opportunities NCER ORD US EPA http://es.epa.gov/ncer/rfa/current/2003_nano.html	143	146	00:04:46
■ 208.	Newsroom Children's Environmental Health Research Centers US EPA http://es.epa.gov/ncer/childrenscenters/newsroom.html	143	143	00:03:02
■ 209.	Special SBIR Phase I Solicitation - Hazardous Waste Minimization Archive Funding Opportunities NCER ORD US EPA http://es.epa.gov/ncer/rfa/2004/2004_sbir_phase1_haz-waste.html	142	143	00:03:56
■ 210.	Sources and Atmospheric Formation of Organic Particulate Matter Funding Opportunities NCER US EPA http://es.epa.gov/ncer/rfa/2007/2007_star_organic_pm.html	142	144	00:03:31
■ 211.	EPA: ORD: NCER: Centers http://es.epa.gov/ncer/centers/eagles/	142	173	00:05:23
■ 212.	University of Washington Center for Child Environmental Health Risks Research Children's Environmental Health Research Centers US EPA http://es.epa.gov/ncer/childrenscenters/washington.html	141	142	00:03:39
■ 213.	1999 SBIR Phase I Archive Funding Opportunities NCER ORD US EPA http://es.epa.gov/ncer/rfa/archive/sbir/sbir_phase1_1999.html	140	145	00:03:38
■ 214.	Additional Resources Children's Environmental Health Research Centers US EPA http://es.epa.gov/ncer/childrenscenters/additional_resources.html	140	148	00:03:34
■ 215.	2004 STAR Graduate Fellowships Fellowships NCER ORD US EPA http://es.epa.gov/ncer/fellow/recipients/star_fellow04.html	140	144	00:03:09
■ 216.	2005 Project Descriptions and Photos P3 NCER ORD US EPA http://es.epa.gov/ncer/p3/project_websites/2005/2005_phase_1_project_websites.html	140	144	00:03:27

	Pages	Visits	Views	Average Time Viewed
217.	Scientific and Technological Achievement Awards 2009 Nomination Procedures And Guidelines Current STAA Competition STAA NCER ORD US EPA http://es.epa.gov/ncer/staa/annual/2009/2009_nomination_procedures.html	140	152	00:04:31
218.	Mt.Sinai Childrens Environmental Health and Disease Prevention Research Center Children's Environmental Health Research Centers US EPA http://es.epa.gov/ncer/childrenscenters/sinai.html	139	150	00:03:28
219.	Selected Readings Biodiversity & Human Health NCER US EPA http://es.epa.gov/ncer/biodiversity/selreading.html	139	147	00:03:10
220.	Special SBIR Phase I Solicitation - Technology Solutions for Pacific Southwest Environmental Problems Archive Funding Opportunities NCER ORD US EPA http://es.epa.gov/ncer/rfa/2004/2004_sbir_phase1_pac-swest.html	139	139	00:04:49
221.	Results Children's Environmental Health Research Centers US EPA http://es.epa.gov/ncer/childrenscenters/results.html	139	146	00:03:26
222.	Benchmarking the Integration of Sustainability into Engineering Curricula at U.S.Institutions of Higher Education 2004 Grant Archives Archive Funding Opportunities NCER ORD US EPA http://es.epa.gov/ncer/rfa/2004/2004_sustainability_engineering_curricula.html	139	144	00:04:01
223.	Assessing the Consequences of Global Change for Aquatic Ecosystems: Climate, Land Use, and UV Radiation 2001 Grant Archives Archive Funding Opportunities NCER ORD US EPA http://es.epa.gov/ncer/rfa/archive/grants/01/global01.html	138	148	00:04:43
224.	Particulate Matter Research Centers 2004 Grant Archives Archive Funding Opportunities NCER ORD US EPA http://es.epa.gov/ncer/rfa/2004/2004_pm_research.html	137	137	00:02:45
225.	EPA Awards Three Colorado Small Businesses \$350,000 in Innovation Research Contracts 2007 News and Events Archive Archives Events NCER ORD US EPA http://es.epa.gov/ncer/events/news/2007/02_28_07_award.html	137	139	00:03:42

	Pages	Visits	Views	Average Time Viewed
■ 226.	SU833524 2008 Project Descriptions P3 NCER ORD US EPA http://es.epa.gov/ncer/p3/project_websites/2008/su833524.html	136	141	00:03:18
■ 227.	Presentations Small Business Innovation Research NCER ORD US EPA http://es.epa.gov/ncer/sbir/presentations.html	136	139	00:02:21
■ 228.	Phase II - P3 Award Winners P3 NCER ORD US EPA http://es.epa.gov/ncer/p3/phase2follow.html	135	136	00:02:29
■ 229.	Education Factsheets Children's Environmental Health Research Centers US EPA http://es.epa.gov/ncer/childrenscenters/outreach.html	135	139	00:03:10
■ 230.	Recipients and their Research Results Global Change Science Topics NCER ORD US EPA http://es.epa.gov/ncer/science/globalclimate/recipients.html	135	140	00:03:42
■ 231.	Johns Hopkins Center for Childhood Asthma in the Urban Environment Children's Environmental Health Research Centers US EPA http://es.epa.gov/ncer/childrenscenters/hopkins.html	135	148	00:02:19
■ 232.	Solicitation Archives Small Business Innovation Research NCER ORD US EPA http://es.epa.gov/ncer/sbir/archive/solicitations.html	135	140	00:02:20
■ 233.	Fate and Effects of Hormones in Waste From Concentrated Animal Feeding Operations (CAFOS) Funding Opportunities NCER ORD US EPA http://es.epa.gov/ncer/rfa/2006/2006_star_cafos.html	134	134	00:03:38
■ 234.	Ecology and Oceanography of Harmful Algal Blooms Funding Opportunities NCER ORD US EPA http://es.epa.gov/ncer/rfa/2005/2005_ecohab.html	134	137	00:04:25
■ 235.	Source Apportionment of Particulate Matter 2004 Grant Archives Archive Funding Opportunities NCER ORD US EPA http://es.epa.gov/ncer/rfa/2004/2004_source_pm.html	133	135	00:04:41
■ 236.	About Undergraduate GRO Fellowships NCER ORD US EPA http://es.epa.gov/ncer/fellow/gro/	133	147	00:03:00

	Pages	Visits	Views	Average Time Viewed
237.	Logistics Conference Resources Forum Fellowships NCER ORD US EPA http://es.epa.gov/ncer/fellow/forum/conference/08/may19/logistics.html	133	136	00:01:24
238.	2005 GRO Undergraduate Fellowships Fellowships NCER ORD US EPA http://es.epa.gov/ncer/fellow/recipients/gro_undergrad_fellow05.html	133	135	00:01:53
239.	Fall 2004 EPA Science to Achieve Results (STAR) Fellowships for Graduate Environmental Study 2004 Grant Archives Archive Funding Opportunities NCER ORD US EPA http://es.epa.gov/ncer/rfa/current/2004_grad_fellow.html	133	136	00:04:21
240.	redirect: NCER Topical Searches http://es.epa.gov/ncer/publications/topical/	133	155	00:03:10
241.	National Sustainable Design Expo Archive P3 NCER ORD US EPA http://es.epa.gov/ncer/p3/expo/expo_archive.html	133	134	00:03:57
242.	Corporate Environmental Behavior and the Effectiveness of Government Interventions 2004 Grant Archives Archive Funding Opportunities NCER ORD US EPA http://es.epa.gov/ncer/rfa/2004/2004_corporate.html	132	135	00:03:49
243.	Draft Agenda EPA Symposium on Groundwater-Borne Infectious Disease, Etiologic Agents and Indicators Calendar of Events NCER ORD US EPA http://es.epa.gov/ncer/events/calendar/2008/dec02/agenda.html	132	143	00:04:10
244.	1999 STAR Graduate Fellowships Fellowships NCER ORD US EPA http://es.epa.gov/ncer/fellow/recipients/fellow99.html	132	138	00:02:37
245.	2008 Expo and P3 Audio Files P3 NCER ORD US EPA http://es.epa.gov/ncer/p3/event_2008/audio_files/	132	140	00:03:45
246.	EPA: ORD: NCER: Biodiversity http://es.epa.gov/ncer/07biodiversity/	131	177	00:04:11
247.	Children's Environmental Health Center at the University of Southern California, and University of California at Los Angeles Children's Environmental Health Research Centers US EPA http://es.epa.gov/ncer/childrenscenters/usc.html	131	138	00:02:55

	Pages	Visits	Views	Average Time Viewed
■ 248.	2003 STAR Graduate Fellowships Fellowships NCER ORD US EPA http://es.epa.gov/ncer/fellow/recipients/star_fellow03.html	131	133	00:03:13
■ 249.	Air Pollutants and Asthma Children's Environmental Health Research Centers US EPA http://es.epa.gov/ncer/childrenscenters/asthma.html	131	133	00:02:34
■ 250.	2000 SBIR Phase I 2000 Grant Archives Archive Funding Opportunities NCER ORD US EPA http://es.epa.gov/ncer/rfa/archive/sbir/sbir_phase1_2000.html	131	136	00:03:12
■ 251.	News and Events Collaborative Science and Technology Network for Sustainability (CNS) NCER ORD US EPA http://es.epa.gov/ncer/cns/news.html	130	134	00:04:14
■ 252.	PM Centers Particulate Matter Science Topics NCER ORD US EPA http://es.epa.gov/ncer/science/pm/centers.html	130	135	00:03:36
■ 253.	University of California at Berkeley Center for Children's Environmental Health Research Children's Environmental Health Research Centers US EPA http://es.epa.gov/ncer/childrenscenters/berkeley.html	130	133	00:05:03
■ 254.	2007 GRO Graduate Fellowships Fellowships NCER ORD US EPA http://es.epa.gov/ncer/fellow/recipients/gro_fellow07.html	130	132	00:03:45
■ 255.	1997 Graduate Fellowships Fellowships NCER ORD US EPA http://es.epa.gov/ncer/fellow/recipients/97felltbl.html	130	133	00:03:41
■ 256.	2007 GRO Undergraduate Fellowships Fellowships NCER ORD US EPA http://es.epa.gov/ncer/fellow/recipients/gro_undergrad_fellow07.html	129	133	00:03:22
■ 257.	Interdisciplinary Forum and Workshop Biodiversity & Human Health NCER US EPA http://es.epa.gov/ncer/biodiversity/workshop.html	129	132	00:03:21
■ 258.	Draft Agenda Future Air Quality with Projected Global Changes: A Progress Review Meeting Presented by EPA Global Change STAR Grantees Calendar of Events NCER ORD US EPA http://es.epa.gov/ncer/events/calendar/2008/oct27/agenda.html	129	134	00:05:14

	Pages	Visits	Views	Average Time Viewed
259.	Events Biodiversity & Human Health NCER US EPA http://es.epa.gov/ncer/biodiversity/events.html	129	132	00:02:32
260.	2001 Graduate Fellowships Fellowships NCER ORD US EPA http://es.epa.gov/ncer/fellow/recipients/star_fellow01.html	128	131	00:02:48
261.	P3 Phase 2 Terms and Conditions Guidance & Frequent Questions NCER ORD US EPA http://es.epa.gov/ncer/publications/terms/phase2_tc.html	127	132	00:03:01
262.	University of Medicine and Dentistry of New Jersey Center for Childhood Neurotoxicology and Assessment Children's Environmental Health Research Centers US EPA http://es.epa.gov/ncer/childrenscenters/newjersey.html	127	130	00:03:47
263.	 Fellowships NCER ORD US EPA http://es.epa.gov/ncer/fellows/	127	136	00:03:05
264.	Center Contacts Children's Environmental Health Research Centers US EPA http://es.epa.gov/ncer/childrenscenters/centercontacts.html	127	127	00:03:12
265.	New Investigators Children's Environmental Health Research Centers US EPA http://es.epa.gov/ncer/childrenscenters/newinvestigators.html	127	132	00:03:59
266.	2005 GRO Graduate Fellowships Fellowships NCER ORD US EPA http://es.epa.gov/ncer/fellow/recipients/gro_fellow05.html	126	128	00:03:31
267.	About STAA STAA NCER ORD US EPA http://es.epa.gov/ncer/staa/about_staa.html	126	131	00:03:39
268.	Research Areas Children's Environmental Health Research Centers US EPA http://es.epa.gov/ncer/childrenscenters/research_areas.html	126	132	00:03:38
269.	Exploratory Research to Anticipate Future Environmental Issues 2001 Grant Archives Archive Funding Opportunities NCER ORD US EPA http://es.epa.gov/ncer/rfa/archive/grants/01/futures.html	125	129	00:05:07
270.	2007 Honorable Mentions STAA NCER ORD US EPA http://es.epa.gov/ncer/staa/annual/2007/2007honorale.html	125	127	00:02:52

	Pages	Visits	Views	Average Time Viewed
271.	The Impact of Climate Change & Variability on Human Health Funding Opportunities NCER ORD US EPA http://es.epa.gov/ncer/rfa/2005/2005_hsa_impacts_research.html	124	125	00:04:33
272.	2004 GRO Undergraduate Fellows Fellowships NCER ORD US EPA http://es.epa.gov/ncer/fellow/recipient/gro_fellow_04_under.html	124	127	00:03:09
273.	Remediation Research Projects Nanotechnology NCER ORD US EPA http://es.epa.gov/ncer/nano/research/nano_remediation.html	124	126	00:03:26
274.	2007 Level I STAA STAA Environmental Protection Agency http://es.epa.gov/ncer/staa/annual/2007/2007level1.html	123	125	00:03:00
275.	Bibliometrics Analysis for TSE Grant Publications Bibliometrics Publications & Proceedings NCER ORD US EPA http://es.epa.gov/ncer/publications/bibliometrics/tse_grants_highly_cited.html	123	123	00:03:33
276.	SBIR FY2008 Awards: Phase II Small Business Innovation Research NCER ORD US EPA http://es.epa.gov/ncer/sbir/08awards/	122	200	00:02:25
277.	Collaborative Community and Regional Programs Collaborative Science and Technology Network for Sustainability (CNS) NCER ORD US EPA http://es.epa.gov/ncer/cns/programs.html	122	125	00:03:41
278.	Two Mass.Companies Receive EPA Small Business Contracts for New Environmental Technologies 2007 News and Events Archive Archives Calendar of Events NCER ORD US EPA http://es.epa.gov/ncer/events/news/2007/05_03_07_award.html	122	123	00:03:30
279.	2006 GRO Graduate Fellowships Fellowships NCER ORD US EPA http://es.epa.gov/ncer/fellow/recipient/gro_fellow06.html	121	125	00:02:36
280.	Car Fueled With Biogas From Cow Manure: WWU Students Convert Methane Into Natural Gas Newsroom P3 NCER ORD US EPA http://es.epa.gov/ncer/p3/press/04_22_07.html	121	123	00:04:30

	Pages	Visits	Views	Average Time Viewed
■ 281.	Detection and Monitoring of Engineered Nanomaterials 2007 Grant Archives Archive Funding Opportunities NCER US EPA http://es.epa.gov/ncer/rfa/2007/2007_gro_nano.html	120	122	00:03:32
■ 282.	Contact Us P3 NCER ORD US EPA http://es.epa.gov/ncer/p3/contact.html	120	121	00:04:12
■ 283.	2000 STAR Graduate Fellowships Fellowships NCER ORD US EPA http://es.epa.gov/ncer/fellow/recipient/fellow00.html	120	124	00:03:28
■ 284.	Contact Us Children's Environmental Health Research Centers US EPA http://es.epa.gov/ncer/childrenscenters/contacts.html	120	122	00:03:26
■ 285.	Logistics Biodiversity and Human Health: A Multidisciplinary Approach To Examining the Links 2006 News and Events Archive Archives Calendar of Events NCER ORD US EPA http://es.epa.gov/ncer/events/calendar/2006/sep14/logistics.html	119	128	00:03:11
■ 286.	Could Preserving Biodiversity Reduce Disease?EPA Funds \$2.25 Million to Research Connections P3 NCER ORD US EPA http://es.epa.gov/ncer/events/news/2008/07_23_08_press.html	119	122	00:03:05
■ 287.	Poisonous Paint Cleaned in a Flash 2006 News and Events Archive Archives Calendar of Events NCER ORD US EPA http://es.epa.gov/ncer/events/news/2006/12_14_06_feature.html	119	121	00:03:25
■ 288.	Cincinnati Children's Environmental Health Center (2001-2006) Children's Environmental Health Research Centers US EPA http://es.epa.gov/ncer/childrenscenters/cincinnati.html	119	122	00:03:48
■ 289.	2007 Level III Scientific And Technological Achievement Awards (STAA) STAA Environmental Protection Agency http://es.epa.gov/ncer/staa/annual/2007/2007level3.html	119	119	00:03:31
■ 290.	2007 Level II Scientific And Technological Achievement Awards (STAA) STAA Environmental Protection Agency http://es.epa.gov/ncer/staa/annual/2007/2007level2.html	119	119	00:03:14

	Pages	Visits	Views	Average Time Viewed
291.	Development and Characterization of Biological Systems for Studying Low Dose Effects of Endocrine Disrupting Chemicals 2004 Grant Archives Archive Funding Opportunities NCER ORD US EPA http://es.epa.gov/ncer/rfa/2004/2004_low_dose.html	118	120	00:04:49
292.	Archive STAA NCER ORD US EPA http://es.epa.gov/ncer/staa/annual/	118	129	00:03:04
293.	2005 Phase 2 Award Winners and Honorable Mentions 2006 Newsroom P3 NCER ORD US EPA http://es.epa.gov/ncer/p3/project_websites/2004_phase_2_project_websites.html	118	118	00:04:02
294.	1998 GRO Undergraduate Fellows Fellowships NCER ORD US EPA http://es.epa.gov/ncer/fellow/recipients/mai_fellow_98_under.htm	118	123	00:02:31
295.	Agenda 2007 Children's Environmental Health Workshop: Discover, Treat, Prevent, Prepare Calendar of Events NCER ORD US EPA http://es.epa.gov/ncer/events/calendar/2007/oct10/agenda.html	117	120	00:03:39
296.	Frequent Questions National Sustainable Design Expo P3 NCER ORD US EPA http://es.epa.gov/ncer/p3/expo/faq.html	117	118	00:03:50
297.	2000 MAI Fellowships for Graduate Environmental Study Fellowships NCER ORD US EPA http://es.epa.gov/ncer/fellow/recipients/mai_graduated_fellow00.html	117	121	00:02:30
298.	Market Mechanisms and Incentives http://es.epa.gov/ncer/rfa/archive/grants/02/02marketmech.html	116	121	00:04:26
299.	2007 Grant Archives Archive Funding Opportunities NCER ORD US EPA http://es.epa.gov/ncer/rfa/archive/grants/07/	116	128	00:02:30
300.	1998 STAR Graduate Fellowships Fellowships NCER ORD US EPA http://es.epa.gov/ncer/fellow/recipients/fellow98.html	116	118	00:02:59
301.	Research Projects Endocrine Disruptors Research Science Topics NCER ORD US EPA http://es.epa.gov/ncer/science/endocrine/researchproj.html	115	117	00:02:41

	Pages	Visits	Views	Average Time Viewed
■ 302.	SBIR Self Reporting Success Story Form Small Business Innovation Research NCER ORD US EPA http://es.epa.gov/ncer/sbir/success_story_form.html	114	115	00:03:33
■ 303.	1995 Graduate Fellowships Fellowships NCER ORD US EPA http://es.epa.gov/ncer/fellow/recipients/felltbl.html	114	118	00:03:40
■ 304.	2001 MAI Graduate Fellowships Fellowships NCER ORD US EPA http://es.epa.gov/ncer/fellow/recipients/mai_fellow01.html	114	116	00:03:07
■ 305.	Fall 2003 EPA Minority Academic Institutions (MAI) Fellowships for Graduate Environmental Study 2003 Fellowship Archives Archive Funding Opportunities NCER ORD US EPA http://es.epa.gov/ncer/rfa/current/2003_mai_grad.html	114	120	00:04:10
■ 306.	EPA: ORD: NCER: Publications: Terms and Conditions http://es.epa.gov/ncer/publications/terms/tscs05.html	114	118	00:04:13
■ 307.	Research Project Database NCER ORD US EPA http://es.epa.gov/ncer/2008drinkingwater/	114	231	00:03:03
■ 308.	NCER Grant Results Overviews Publications & Proceedings NCER ORD US EPA http://es.epa.gov/ncer/publications/overview/	114	123	00:02:47
■ 309.	CNS - Progress Review Workshop Meetings & Workshops Publications & Proceedings NCER ORD US EPA http://es.epa.gov/ncer/publications/workshop/04_22_2008/	113	120	00:05:48
■ 310.	1999 GRO Undergraduate Fellows Fellowships NCER ORD US EPA http://es.epa.gov/ncer/fellow/recipients/mai_fellow_99_under.htm	113	115	00:02:42
■ 311.	Small Business Innovation Research Archive Funding Opportunities NCER ORD US EPA http://es.epa.gov/ncer/rfa/archive/sbir/sbir_phase1_2002.html	113	113	00:03:09
■ 312.	http://es.epa.gov/ncer/2007cns/	113	146	00:03:11

	Pages	Visits	Views	Average Time Viewed
■ 313.	Computational Toxicology and Endocrine Disruptors: Use of Systems Biology in Hazard Identification and Risk Assessment 2003 Grant Archives Archive Funding Opportunities NCER ORD US EPA http://es.epa.gov/ncer/rfa/current/2003_comptox.html	113	115	00:04:13
■ 314.	University of Michigan Center for the Environment and Children's Health (1998-2005) Children's Environmental Health Research Centers US EPA http://es.epa.gov/ncer/childrenscenters/michigan.html	113	117	00:03:22
■ 315.	2006 GRO Undergraduate Fellowships Fellowships NCER ORD US EPA http://es.epa.gov/ncer/fellow/recipients/gro_undergrad_fellow06.html	112	117	00:02:55
■ 316.	Biomarkers for the Assessment of Exposure and Toxicity in Children 2000 Grant Archives Archive Funding Opportunities NCER ORD US EPA http://es.epa.gov/ncer/rfa/archive/grants/00/kids2000.html	112	118	00:03:31
■ 317.	Fall 2007 EPA Greater Research Opportunities (GRO) Fellowships for Undergraduate Environmental Study Archive Funding Opportunities NCER ORD US EPA http://es.epa.gov/ncer/rfa/2007/2007_star_gro_undergrad.html	112	115	00:04:18
■ 318.	Notification Phase I - Project Development P3 NCER ORD US EPA http://es.epa.gov/ncer/p3/notification.html	112	113	00:03:41
■ 319.	Contact Us Biodiversity & Human Health NCER US EPA http://es.epa.gov/ncer/biodiversity/contact.html	111	112	00:03:09
■ 320.	Methodological Advances in Benefit Transfer Methods Funding Opportunities NCER ORD US EPA http://es.epa.gov/ncer/rfa/2006/2006_star_methodological.html	111	112	00:05:47
■ 321.	3rd Annual P3 Award: A National Student Design Competition for Sustainability Focusing on People, Prosperity, and the Planet Funding Opportunities NCER ORD US EPA http://es.epa.gov/ncer/rfa/2006/2006_p3.html	111	113	00:03:44
■ 322.	Archives Publications & Proceedings NCER ORD US EPA http://es.epa.gov/ncer/publications/archive/	111	121	00:03:17

	Pages	Visits	Views	Average Time Viewed
323.	Assessing the Consequences of Global Change for Air Quality: Sensitivity of U.S. Air Quality to Climate Change and Future Global Impacts 2002 Grant Archives Archive Funding Opportunities NCER ORD US EPA http://es.epa.gov/ncer/rfa/archive/grants/02/02globalimpact.html	111	122	00:03:56
324.	2003 Environmental Research Grant Announcements Archive Funding Opportunities NCER ORD US EPA http://es.epa.gov/ncer/rfa/archive/grants/03/	111	125	00:02:31
325.	2008 Recipients Nanotechnology NCER ORD US EPA http://es.epa.gov/ncer/nano/2008recipients.html	111	115	00:05:31
326.	Early Indicators of Environmentally Induced Disease 2004 Grant Archives Archive Funding Opportunities NCER ORD US EPA http://es.epa.gov/ncer/rfa/2004/2004early_indicators.html	111	112	00:03:42
327.	1996 Graduate Fellowships Fellowships NCER ORD US EPA http://es.epa.gov/ncer/fellow/recipients/96felltbl.html	111	113	00:03:20
328.	Reports and Publications Endocrine Disruptors Research Science Topics NCER ORD US EPA http://es.epa.gov/ncer/science/endocrine/reportspub.html	111	113	00:03:53
329.	1997 GRO Undergraduate Fellows Fellowships NCER ORD US EPA http://es.epa.gov/ncer/fellow/recipients/mai_fellow_97_under.htm	110	112	00:03:15
330.	Environmental Protection Agency http://es.epa.gov/ncer/publications/nano/purpose.html	110	114	00:03:09
331.	2004 P3 Projects Past P3 Projects P3 NCER ORD US EPA http://es.epa.gov/ncer/p3/project_websites/2004_project_websites.html	110	117	00:02:50
332.	Innovative Approaches to Particulate Matter Health, Composition, and Source Questions Funding Opportunities NCER US EPA http://es.epa.gov/ncer/rfa/2007/2007_star_part_matter.html	109	110	00:02:53

	Pages	Visits	Views	Average Time Viewed
■ 333.	Draft Schedule of Events National Sustainable Design Expo P3 NCER ORD US EPA http://es.epa.gov/ncer/p3/expo/events.html	109	110	00:02:53
■ 334.	Solicitations Global Change Science Topics NCER ORD US EPA http://es.epa.gov/ncer/science/globalclimate/solicitations.html	109	113	00:02:57
■ 335.	GRO Newsletter Archive Fellowships NCER ORD US EPA http://es.epa.gov/ncer/fellow/gro/newsletter_archive_index.html	109	114	00:03:50
■ 336.	News and Events Endocrine Disruptors Research Science Topics NCER ORD US EPA http://es.epa.gov/ncer/science/endocrine/newsevent.html	109	110	00:04:18
■ 337.	Testimonials Fellowships NCER ORD US EPA http://es.epa.gov/ncer/fellow/testimonials/	109	115	00:02:53
■ 338.	Lifestyle and Cultural Practices of Tribal Populations and Risks from Toxic Substances in the Environment 2002 Grant Archives Archive Funding Opportunities NCER ORD US EPA http://es.epa.gov/ncer/rfa/archive/grants/02/02trib_risk.html	108	112	00:03:44
■ 339.	Scientific and Technological Achievement Awards 2008 Nomination Procedures And Guidelines Current STAA Competition STAA NCER ORD US EPA http://es.epa.gov/ncer/staa/annual/2008/2008_nomination_procedures.html	108	114	00:03:14
■ 340.	Greater Research Opportunities: Research in Nanoscale Science Engineering and Technology 2004 Grant Archives Archive Funding Opportunities NCER ORD US EPA http://es.epa.gov/ncer/rfa/2004/2004_nano.html	108	113	00:02:47
■ 341.	2004 STAR Graduate Fellowship Conference Fellowship Conference Posters Fellowships NCER ORD US EPA http://es.epa.gov/ncer/fellow/posters/2004_star_grad_fellow_conf_posters.html	108	110	00:03:57
■ 342.	2006 P3 Competitors Photo Gallery P3 NCER ORD US EPA http://es.epa.gov/ncer/p3/event_2006/2006_competitors.html	108	111	00:04:05

	Pages	Visits	Views	Average Time Viewed
343.	42 P3 Grants Awarded 2006 News and Events Archive Archives Calendar of Events NCER ORD US EPA http://es.epa.gov/ncer/events/news/2006/09_29_06_p3.html	107	107	00:03:32
344.	2008 Judging Panel Information for P3 Teams P3 NCER ORD US EPA http://es.epa.gov/ncer/p3/event_2008/judges/bios.html	107	110	00:05:10
345.	Children's Vulnerability to Toxic Substances in the Environment 2001 Grant Archives Archive Funding Opportunities NCER ORD US EPA http://es.epa.gov/ncer/rfa/archive/grants/01/childvu01.html	107	111	00:03:30
346.	Develop Risk Assessment and Data Evaluation Methodologies for the Potential Ecological Impacts of Plant-Incorporated Protectants 2004 Grant Archives Archive Funding Opportunities NCER ORD US EPA http://es.epa.gov/ncer/rfa/2004/2004_risk_assessment.html	106	106	00:02:40
347.	Ultrafine Particle Research Research Projects Nanotechnology NCER ORD US EPA http://es.epa.gov/ncer/nano/research/particle_index.html	106	109	00:02:54
348.	2004 GRO Graduate Fellowships Fellowships NCER ORD US EPA http://es.epa.gov/ncer/fellow/recipients/gro_fellow04.html	106	110	00:02:44
349.	2003 GRO Graduate Fellowships Fellowships NCER ORD US EPA http://es.epa.gov/ncer/fellow/recipients/gro_fellow03.html	106	108	00:03:16
350.	2000 GRO (formerly MAI) Undergraduate Fellows Fellowships NCER ORD US EPA http://es.epa.gov/ncer/fellow/recipients/mai_fellow_00_under.html	105	107	00:04:25
351.	University of Illinois at Urbana-Champaign Children's Environmental Health Research Centers US EPA http://es.epa.gov/ncer/childrenscenters/illinois.html	105	105	00:03:31
352.	Draft Agenda International Environmental Nanotechnology Conference: Applications and Implications Calendar of Events NCER ORD US EPA http://es.epa.gov/ncer/events/calendar/2008/oct07/agenda.html	105	106	00:02:51

	Pages	Visits	Views	Average Time Viewed
■ 353.	Logistics National Sustainable Design Expo P3 NCER ORD US EPA http://es.epa.gov/ncer/p3/expo/logistics.html	105	110	00:04:17
■ 354.	Calendar Children's Environmental Health Research Centers US EPA http://es.epa.gov/ncer/childrenscenters/events.html	105	107	00:02:23
■ 355.	Related Links Endocrine Disruptors Research Science Topics NCER ORD US EPA http://es.epa.gov/ncer/science/endocrine/relatedlinks.html	105	105	00:04:39
■ 356.	Implications of Tropospheric Air Pollution for Surface UV Exposures Funding Opportunities NCER ORD US EPA http://es.epa.gov/ncer/rfa/2005/2005_tropospheric_air_pollution.html	105	105	00:04:07
■ 357.	2003 News and Events Archive Archives Calendar of Events NCER ORD US EPA http://es.epa.gov/ncer/events/news/2003/	105	111	00:03:11
■ 358.	Other Sustainability Resources P3 NCER ORD US EPA http://es.epa.gov/ncer/p3/other/	104	112	00:02:48
■ 359.	2002 GRO Undergraduate Fellows Fellowships NCER ORD US EPA http://es.epa.gov/ncer/fellow/recipients/mai_fellow_02_under.htm	104	108	00:03:01
■ 360.	2005 News and Events Archive Archives Calendar of Events NCER ORD US EPA http://es.epa.gov/ncer/events/news/2005/	104	110	00:02:01
■ 361.	Solicitations Endocrine Disruptors Research Science Topics NCER ORD US EPA http://es.epa.gov/ncer/science/endocrine/solicitations.html	104	106	00:04:22
■ 362.	Fall 2007 EPA Greater Research Opportunities (GRO) Fellowships for Graduate Environmental Study Archive Funding Opportunities NCER ORD US EPA http://es.epa.gov/ncer/rfa/2007/2007_star_grad.html	104	107	00:02:20
■ 363.	Environmental Tools of the Future, Today: Nanotechnology 2003 News and Events Archive Archives Calendar of Events NCER ORD US EPA http://es.epa.gov/ncer/events/news/2003/01_15_03a.html	104	104	00:02:48

	Pages	Visits	Views	Average Time Viewed
364.	EPA: ORD: NCER: Other Programs: Archive http://es.epa.gov/ncer/other/archive/	103	113	00:02:52
365.	2007 News and Events Archive Archives Calendar of Events NCER ORD US EPA http://es.epa.gov/ncer/events/news/2007/	103	110	00:01:40
366.	SU833562 2008 Project Descriptions P3 NCER ORD US EPA http://es.epa.gov/ncer/p3/project_websites/2008/su833562.html	103	105	00:02:23
367.	STAR Program Handouts Publications & Proceedings NCER ORD US EPA http://es.epa.gov/ncer/publications/handouts/	103	115	00:02:26
368.	2001 MAI Graduate Fellowships Fellowships NCER ORD US EPA http://es.epa.gov/ncer/fellow/recipients/mai_fellow02.html	103	105	00:02:16
369.	2006 News and Events Archive Archives Calendar of Events NCER ORD US EPA http://es.epa.gov/ncer/events/news/2006/	103	112	00:02:51
370.	Environmental Statistics Research: Novel Analyses of Human Exposure Related Data 2003 Grant Archives Archive Funding Opportunities NCER ORD US EPA http://es.epa.gov/ncer/rfa/current/2003_enviro_stat.html	103	106	00:02:48
371.	Application of Biomarkers to Environmental Health and Risk Assessment 2004 Grant Archives Archive Funding Opportunities NCER ORD US EPA http://es.epa.gov/ncer/rfa/2004/2004_biomarkers.html	103	105	00:02:01
372.	Frequent Questions Conference Resources Forum Fellowships NCER ORD US EPA http://es.epa.gov/ncer/fellow/forum/conference/08/may19/faq.html	102	103	00:02:34
373.	Creative Designs to Reduce Human Impact on Environment Unveiled in Washington NCER ORD US EPA http://es.epa.gov/ncer/events/news/2008/04_23_08c_feature.html	102	102	00:04:02
374.	2002 News and Events Archive Archives Calendar of Events NCER ORD US EPA http://es.epa.gov/ncer/events/news/2002/	102	112	00:01:58

	Pages	Visits	Views	Average Time Viewed
375.	EPA: ORD: NCER: Publications & Proceedings http://es.epa.gov/ncer/publications/science_forum/	102	105	00:03:01
376.	2003 GRO Undergraduate Fellows Fellowships NCER ORD US EPA http://es.epa.gov/ncer/fellow/recipients/mai_fellow_03_under.htm	101	102	00:02:33
377.	Computational Toxicology: Environmental Bioinformatics Research Center 2004 Grant Archives Archive Funding Opportunities NCER ORD US EPA http://es.epa.gov/ncer/rfa/2004/2004_comp_tox.html	101	104	00:06:13
378.	Research Results Endocrine Disruptors Research Science Topics NCER ORD US EPA http://es.epa.gov/ncer/science/endocrine/highlights.html	101	102	00:03:41
379.	Consequences of Global Change for Air Quality Progress Review Global Change Science Topics NCER ORD US EPA http://es.epa.gov/ncer/science/globalclimate/02_22_07_event.html	101	104	00:04:50
380.	Corporate Environmental Behavior: Examining the Effectiveness of Government Interventions and Voluntary Initiatives 2002 Grant Archives Archive Funding Opportunities NCER ORD US EPA http://es.epa.gov/ncer/rfa/archive/grants/02/02corpbehav.html	101	102	00:03:26
381.	http://es.epa.gov/ncer/events/news/2004/09_30_04_feature.html	100	105	00:01:20
382.	Development and Evaluation of Innovative Approaches for the Quantitative Assessment of Pathogens and Cyanobacteria and Their Toxins in Drinking Water Funding Opportunities NCER US EPA http://es.epa.gov/ncer/rfa/2007/2007_star_drinkingwater.html	100	106	00:03:40
383.	Solicitations Particulate Matter Science Topics NCER ORD US EPA http://es.epa.gov/ncer/science/pm/solicitations.html	100	102	00:04:07
384.	2001 GRO (formerly MAI) Undergraduate Fellows Fellowships NCER ORD US EPA http://es.epa.gov/ncer/fellow/recipients/mai_fellow_01_under.html	100	101	00:03:07

	Pages	Visits	Views	Average Time Viewed
■ 385.	P3 Newsroom Archive 2006 Newsroom P3 NCER ORD US EPA http://es.epa.gov/ncer/p3/press/	100	103	00:03:08
■ 386.	EPA: NCER: Publications: Meetings Has Moved - 404 http://es.epa.gov/ncer/publications/meetings/	100	106	00:03:02
■ 387.	2008 P3 Competitors Photo Gallery P3 NCER ORD US EPA http://es.epa.gov/ncer/p3/event_2008/event_photos/teams/2008_competitors.html	100	127	00:02:33
■ 388.	Important Alert: Facts About Southwest Detroit Projects Currently Under Discussion Children's Environmental Health Research Centers US EPA http://es.epa.gov/ncer/childrenscenters/southwestdetroit.html	99	101	00:02:39
■ 389.	Announcements and Discussion Area Information for P3 Teams P3 NCER ORD US EPA http://es.epa.gov/ncer/p3/event_2008/08_announcements.html	99	105	00:03:42
■ 390.	Site Map Children's Environmental Health Research Centers US EPA http://es.epa.gov/ncer/childrenscenters/sitemap.html	99	99	00:02:25
■ 391.	CONTINUOUS MEASUREMENT METHODS FOR PARTICULATE MATTER COMPOSITION Funding Opportunities NCER ORD US EPA http://es.epa.gov/ncer/rfa/2005/2005_cont_meas_methods_pm.html	99	99	00:03:21
■ 392.	EPA: ORD: NCER: Publications: SBIR http://es.epa.gov/ncer/publications/sbir/	99	109	00:03:02
■ 393.	Special SBIR Phase I Solicitation - Pollution Prevention Archive Funding Opportunities NCER ORD US EPA http://es.epa.gov/ncer/rfa/2004/2004_sbir_phase1_poll-prev.html	98	98	00:03:56
■ 394.	Treatment Technologies for Arsenic Removal for Small Drinking Water Systems 2004 Grant Archives Archive Funding Opportunities NCER ORD US EPA http://es.epa.gov/ncer/rfa/current/2004_arsenic.html	98	99	00:02:45
■ 395.	Nanotechnology for Water Purification and Waste Treatment Lectures Nanotechnology NCER ORD US EPA http://es.epa.gov/ncer/nano/lectures/071805_lecture.html	98	99	00:02:42

	Pages	Visits	Views	Average Time Viewed
396.	Development of Watershed Classification Systems for Diagnosis of Biological Impairment in Watersheds and Their Receiving Water Bodies 2003 Grant Archives Archive Funding Opportunities NCER ORD US EPA http://es.epa.gov/ncer/rfa/current/2003wshedclass.html	98	100	00:08:46
397.	Sensors Research Projects Nanotechnology NCER ORD US EPA http://es.epa.gov/ncer/nano/research/nano_sensors.html	98	98	00:02:07
398.	Fate and Transport Research Projects Nanotechnology NCER ORD US EPA http://es.epa.gov/ncer/nano/research/nano_fate_and_transport.html	98	101	00:02:12
399.	Corporate Environmental Behavior: Examining the Effectiveness of Government Interventions and Voluntary Initiatives 2001 Grant Archives Archive Funding Opportunities NCER ORD US EPA http://es.epa.gov/ncer/rfa/archive/grants/01/corpor01.html	98	100	00:04:51
400.	Exposures and Outcomes: Research Leading to Interventions Children's Environmental Health Research Centers US EPA http://es.epa.gov/ncer/childrenscenters/exposuremap.html	98	100	00:03:02
401.	Special SBIR Phase I Solicitation 2003 SBIR Archives Archive Funding Opportunities NCER ORD US EPA http://es.epa.gov/ncer/rfa/current/sbir_phaseI_air.html	97	97	00:02:44
402.	University of Iowa Children's Environmental Airway Disease Center (1998-2004) Children's Environmental Health Research Centers US EPA http://es.epa.gov/ncer/childrenscenters/iowa.html	97	105	00:03:17
403.	Hotel Information Conference Resources Forum Fellowships NCER ORD US EPA http://es.epa.gov/ncer/fellow/forum/conference/08/may19/hotelinfo.html	97	98	00:02:32
404.	Judges P3 NCER ORD US EPA http://es.epa.gov/ncer/p3/judges.html	97	98	00:01:58

	Pages	Visits	Views	Average Time Viewed
■ 405.	EXPOSURE MEASUREMENT TOOLS FOR ENDOCRINE DISRUPTING CHEMICALS IN MIXTURES Funding Opportunities NCER ORD US EPA http://es.epa.gov/ncer/rfa/2005/2005_exp_meas_tools.html	97	98	00:05:48
■ 406.	DHS-EPA Cooperative Center of Excellence on the Methods and Science to Conduct Microbial Risk Assessment in Support of Homeland Security Objectives 2004 Grant Archives Archive Funding Opportunities NCER ORD US EPA http://es.epa.gov/ncer/rfa/2004/2004_microbial_risk.html	97	97	00:03:54
■ 407.	Technology for a Sustainable Environment 2001 Grant Archives Archive Funding Opportunities NCER ORD US EPA http://es.epa.gov/ncer/rfa/archive/grants/01/tse01.html	97	102	00:03:04
■ 408.	 Funding Opportunities NCER ORD US EPA http://es.epa.gov/ncer/rfa/postdoc.html	96	96	00:03:11
■ 409.	Agenda Endocrine Disruptors in the Environment: A U.S.EPA Science to Achieve Results (STAR) Progress Review Calendar of Events NCER ORD US EPA http://es.epa.gov/ncer/events/calendar/2008/nov16/agenda.html	96	97	00:04:43
■ 410.	EPA Knows More about Children's Environmental Health Than Ever NCER ORD US EPA http://es.epa.gov/ncer/events/news/2008/03_03_08_topstory.html	96	98	00:04:25
■ 411.	SU833528 2008 Project Descriptions P3 NCER ORD US EPA http://es.epa.gov/ncer/p3/project_websites/2008/su833528.html	96	97	00:03:12
■ 412.	Recipients and their Research Projects Particulate Matter Science Topics NCER ORD US EPA http://es.epa.gov/ncer/science/pm/recipients.html	96	97	00:03:01
■ 413.	http://es.epa.gov/ncer/sbir/07phase2/	96	125	00:02:33
■ 414.	Solicitations Economics and Decision Sciences Science Topics NCER ORD US EPA http://es.epa.gov/ncer/science/economics/economics.html	96	98	00:05:33

	Pages	Visits	Views	Average Time Viewed
415.	STAR Biomarkers Summary Report 2007 News and Events Archive Archives Events NCER ORD US EPA http://es.epa.gov/ncer/events/news/2007/02_09_07_feature.html	95	99	00:03:54
416.	Bringing Clean Drinking Water to India 2007 News and Events Archive Archives Calendar of Events NCER ORD US EPA http://es.epa.gov/ncer/events/news/2007/05_04_07_people.html	95	95	00:02:28
417.	SU833522 2008 Project Descriptions P3 NCER ORD US EPA http://es.epa.gov/ncer/p3/project_websites/2008/su833522.html	95	96	00:03:02
418.	SU833549 2008 Project Descriptions P3 NCER ORD US EPA http://es.epa.gov/ncer/p3/project_websites/2008/su833549.html	95	98	00:02:44
419.	News: University of Cincinnati Children & Center Finds Exposure to http://es.epa.gov/ncer/childrenscenters/news_stories/ucin_100506.html	95	103	00:03:40
420.	2004 Grant Archives Archive Funding Opportunities NCER ORD US EPA http://es.epa.gov/ncer/rfa/archive/grants/04/	95	101	00:02:53
421.	EPA: ORD: NCER: Small Business Innovation Research http://es.epa.gov/ncer/rfa/archive/sbir/	94	106	00:03:16
422.	Forms National Sustainable Design Expo P3 NCER ORD US EPA http://es.epa.gov/ncer/p3/expo/forms.html	94	96	00:03:20
423.	Valuation for Environmental Policy Funding Opportunities NCER ORD US EPA http://es.epa.gov/ncer/rfa/2005/2005_vep.html	94	94	00:04:25
424.	Greater Research Opportunities: Persistent, Bioaccumulative Chemicals 2004 Grant Archives Archive Funding Opportunities NCER ORD US EPA http://es.epa.gov/ncer/rfa/2004/2004_gro_bioaccum.html	94	94	00:02:39
425.	Sources, Composition, and Health Effects of Coarse Particulate Matter Funding Opportunities NCER US EPA http://es.epa.gov/ncer/rfa/2006/2006_star_coarse_pm.html	94	94	00:02:16
426.	Factsheets/Other Pubs Drinking Water Science Topics NCER ORD US EPA http://es.epa.gov/ncer/science/drinkingwater/factsheet.html	94	97	00:03:23

	Pages	Visits	Views	Average Time Viewed
■ 427.	2001 Environmental Research Grant Announcements Archive Funding Opportunities NCER ORD US EPA http://es.epa.gov/ncer/rfa/archive/grants/01/	94	105	00:01:52
■ 428.	Fire, Climate, and Air Quality 2004 Grant Archives Archive Funding Opportunities NCER ORD US EPA http://es.epa.gov/ncer/rfa/2004/2004_fire_climate.html	93	93	00:03:09
■ 429.	Abstract Guidelines Forum Fellowships NCER ORD US EPA http://es.epa.gov/ncer/fellow/forum/abstractguide.html	93	94	00:02:52
■ 430.	DEVELOPMENT AND EVALUATION OF INNOVATIVE APPROACHES FOR THE QUANTITATIVE ASSESSMENT OF PATHOGENS IN DRINKING WATER Funding Opportunities NCER ORD US EPA http://es.epa.gov/ncer/rfa/2005/2005_pathogens_drinking_water.html	92	93	00:04:20
■ 431.	Greater Research Opportunities: Environmentally Benign Manufacturing and Processing Funding Opportunities NCER ORD US EPA http://es.epa.gov/ncer/rfa/2006/2006_gro_solicitation.html	92	92	00:02:12
■ 432.	Centers for Children's Environmental Health and Disease Prevention Research 2003 Grant Archives Archive Funding Opportunities NCER ORD US EPA http://es.epa.gov/ncer/rfa/current/2003_child_health.html	92	92	00:04:48
■ 433.	Market Mechanisms and Incentives: Case Studies and Experimental Testbeds for New Environmental Trading Programs Funding Opportunities NCER US EPA http://es.epa.gov/ncer/rfa/2006/2006_star_mmi.html	92	92	00:03:22
■ 434.	2006 Award Ceremony Agenda 2006 Newsroom P3 NCER ORD US EPA http://es.epa.gov/ncer/p3/press/awardagenda06.html	92	93	00:06:24
■ 435.	Treatment Research Projects Nanotechnology NCER ORD US EPA http://es.epa.gov/ncer/nano/research/nano_treatment.html	92	93	00:02:25
■ 436.	Cardiovascular Disease Research Publications & Proceedings NCER ORD US EPA http://es.epa.gov/ncer/publications/cardiovascular/	92	98	00:04:04

	Pages	Visits	Views	Average Time Viewed
437.	PCBs Children's Environmental Health Research Centers US EPA http://es.epa.gov/ncer/childrenscenters/pcb.html	92	98	00:02:16
438.	Developing Regional-Scale Stressor-Response Models for Use in Environmental Decision-Making 2002 Grant Archives Archive Funding Opportunities NCER ORD US EPA http://es.epa.gov/ncer/rfa/archive/grants/02/02regstressor.html	92	92	00:04:59
439.	SU833521 2008 Project Descriptions P3 NCER ORD US EPA http://es.epa.gov/ncer/p3/project_websites/2008/su833521.html	91	93	00:01:32
440.	Interpretation of Biomarkers Using Physiologically Based Pharmacokinetic Modeling 2007 Grant Archives Archive Funding Opportunities NCER US EPA http://es.epa.gov/ncer/rfa/2007/2007_star_biomarkers.html	91	91	00:04:56
441.	News: University of Cincinnati Children & Center Finds Exposure to http://es.epa.gov/ncer/childrenscenters/news_stories/ucdavisPCBs0507.html	91	92	00:02:45
442.	SU833530 2008 Project Descriptions P3 NCER ORD US EPA http://es.epa.gov/ncer/p3/project_websites/2008/su833530.html	91	93	00:03:05
443.	Overview & Center Locations Children's Environmental Health Research Centers US EPA http://es.epa.gov/ncer/childrenscenters/locations.html	91	95	00:03:28
444.	NCER Factsheets/Publications Global Change Science Topics NCER ORD US EPA http://es.epa.gov/ncer/science/globalclimate/factsheet.html	91	94	00:02:57
445.	Nanotechnology: The Big News is Small 2008 News and Events Archive Archives NCER ORD US EPA http://es.epa.gov/ncer/events/news/2008/01_28_08_feature.html	91	91	00:02:53
446.	Monitoring Results Synopsis Particulate Matter Science Topics NCER ORD US EPA http://es.epa.gov/ncer/science/pm/results4.html	90	90	00:04:44

	Pages	Visits	Views	Average Time Viewed
■ 447.	SU833539 2008 Project Descriptions P3 NCER ORD US EPA http://es.epa.gov/ncer/p3/project_websites/2008/su833539.html	90	92	00:02:17
■ 448.	SU833544 2008 Project Descriptions P3 NCER ORD US EPA http://es.epa.gov/ncer/p3/project_websites/2008/su833544.html	90	91	00:02:05
■ 449.	SU833543 2008 Project Descriptions P3 NCER ORD US EPA http://es.epa.gov/ncer/p3/project_websites/2008/su833543.html	90	92	00:03:02
■ 450.	TSE Results Technology for a Sustainable Environment Science Topics NCER ORD US EPA http://es.epa.gov/ncer/science/tse/results.html	90	92	00:03:49
■ 451.	SU833541 2008 Project Descriptions P3 NCER ORD US EPA http://es.epa.gov/ncer/p3/project_websites/2008/su833541.html	90	92	00:02:49
■ 452.	Success Stories Technology for a Sustainable Environment Science Topics NCER ORD US EPA http://es.epa.gov/ncer/science/tse/success.html	90	93	00:04:32
■ 453.	AAAS Research Programs Forum P3 NCER ORD US EPA http://es.epa.gov/ncer/p3/forum/aaas.html	90	90	00:03:32
■ 454.	2007 STAA Award Photos STAA NCER ORD US EPA http://es.epa.gov/ncer/staa/award_photos.html	90	93	00:02:57
■ 455.	Phase II - P3 Award Winners P3 NCER ORD US EPA http://es.epa.gov/ncer/p3/award_winners.html	90	91	00:04:53
■ 456.	http://es.epa.gov/ncerqa/rfa/futures.html	90	94	00:06:05
■ 457.	SU833529 2008 Project Descriptions P3 NCER ORD US EPA http://es.epa.gov/ncer/p3/project_websites/2008/su833529.html	90	91	00:03:27
■ 458.	SU833561 2008 Project Descriptions P3 NCER ORD US EPA http://es.epa.gov/ncer/p3/project_websites/2008/su833561.html	90	91	00:02:12
■ 459.	Environmental Protection Agency http://es.epa.gov/ncer/publications/regions/5/	89	94	00:03:35
■ 460.	EPA#Venture Capital Community Summit: Exploring Programs to Commercialize Environmental Technology NCER US EPA http://es.epa.gov/ncer/venturecapital/	89	121	00:04:01

	Pages	Visits	Views	Average Time Viewed
■ 461.	Research Results Economics and Decision Sciences Science Topics NCER ORD US EPA http://es.epa.gov/ncer/science/economics/results2.html	89	89	00:03:50
■ 462.	Knowing the Score Helps Students Save Energy P3 NCER ORD US EPA http://es.epa.gov/ncer/p3/success/oberlinfeature.html	89	90	00:02:40
■ 463.	News: Duke University Children's Center Studying Environmentally Driven Disparities in Birth Outcomes is Newest Children's Center and the First Fully Funded by EPA CEHCs US EPA http://es.epa.gov/ncer/childrenscenters/news_stories/duke051507.html	88	89	00:02:20
■ 464.	Other Related NCER Research Particulate Matter Science Topics NCER ORD US EPA http://es.epa.gov/ncer/science/pm/other.html	88	89	00:03:40
■ 465.	Workshops and Conferences Economics and Decision Sciences Science Topics NCER ORD US EPA http://es.epa.gov/ncer/science/economics/results3.html	88	88	00:03:25
■ 466.	Environmental Protection Agency http://es.epa.gov/ncer/rfa/archive/grants/01/mercury01.html	88	92	00:01:25
■ 467.	Valuation for Environmental Policy 2004 Grant Archives Archive Funding Opportunities NCER ORD US EPA http://es.epa.gov/ncer/rfa/2004/2004_valuation.html	88	89	00:03:32
■ 468.	Jeopardy! Quizzes America with Environmental Clues Newsroom Archive Newsroom P3 NCER ORD US EPA http://es.epa.gov/ncer/p3/press/05_07_07.html	87	87	00:03:52
■ 469.	Partnership Projects Economics and Decision Sciences Science Topics NCER ORD US EPA http://es.epa.gov/ncer/science/economics/external.html	87	87	00:05:39
■ 470.	Recipients and their Research Projects Drinking Water Science Topics NCER ORD US EPA http://es.epa.gov/ncer/science/drinkingwater/recipients.html	87	89	00:02:41
■ 471.	SU833560 2008 Project Descriptions P3 NCER ORD US EPA http://es.epa.gov/ncer/p3/project_websites/2008/su833560.html	87	88	00:02:59

	Pages	Visits	Views	Average Time Viewed
472.	Discussion Synthesis Collaborative Science and Technology Network for Sustainability (CNS) NCER ORD US EPA http://es.epa.gov/ncer/cns/themes.html	86	86	00:03:33
473.	Research Results Drinking Water Science Topics NCER ORD US EPA http://es.epa.gov/ncer/science/drinkingwater/results.html	86	88	00:03:07
474.	Implications-Exposure Research Projects Nanotechnology NCER ORD US EPA http://es.epa.gov/ncer/nano/research/nano_exposure.html	86	91	00:02:37
475.	Epidemiologic Research on Health Effects of Long-Term Exposure to Ambient Particulate Matter and Other Air Pollutants 2003 Grant Archives Archive Funding Opportunities NCER ORD US EPA http://es.epa.gov/ncer/rfa/current/2003_pm_epi.html	86	87	00:04:12
476.	Solicitations Drinking Water Science Topics NCER ORD US EPA http://es.epa.gov/ncer/science/drinkingwater/solicitations.html	86	88	00:02:47
477.	Global Statement of Need Basic Information Biodiversity & Human Health NCER US EPA http://es.epa.gov/ncer/biodiversity/gsn.html	86	89	00:03:35
478.	Technology for a Sustainable Environment 1998 Grant Archives Archive Funding Opportunities NCER ORD US EPA http://es.epa.gov/ncer/rfa/archive/grants/98/98tse.html	86	91	00:04:21
479.	Employment Resources Forum Fellowships NCER ORD US EPA http://es.epa.gov/ncer/fellow/forum/employ.html	86	86	00:01:41
480.	Resources P3 NCER ORD US EPA http://es.epa.gov/ncer/p3/resources.html	86	87	00:04:55
481.	Science To Achieve Results* (STAR) Graduate Environmental Education Fellowships Announcement and Instructions for the 1997-1998 Academic Year Archive Funding Opportunities NCER ORD US EPA http://es.epa.gov/ncer/rfa/archive/fellow/felsol.html	86	91	00:03:42
482.	http://es.epa.gov/ncer/science/globalclimate/research.html	86	87	00:02:40

	Pages	Visits	Views	Average Time Viewed
■ 483.	Nanostructured Microemulsions as Alternative Solvents to VOCs in Cleaning Technologies and Vegetable Oil Extraction Presentations and Abstracts Nanotechnology and the Environment: Applications and Implications Progress Review Workshop III Meetings & Workshops Publications & Proceedings NCER ORD US EPA http://es.epa.gov/ncer/publications/meetings/10_26_05/abstracts/do.html	85	85	00:05:32
■ 484.	2008 Award Ceremony Photo Gallery P3 NCER ORD US EPA http://es.epa.gov/ncer/p3/event_2008/event_photos/awards/awards.html	85	86	00:03:55
■ 485.	2004 News and Events Archive Archives Calendar of Events NCER ORD US EPA http://es.epa.gov/ncer/events/news/2004/	85	86	00:02:54
■ 486.	Recipients and their Research Projects Economics and Decision Sciences Science Topics NCER ORD US EPA http://es.epa.gov/ncer/science/economics/recipients.html	85	88	00:05:36
■ 487.	Cleaning Windows: TiO2 for Visible-Light Photodegradation of Pollutant Lectures Nanotechnology NCER ORD US EPA http://es.epa.gov/ncer/nano/lectures/092605_lecture.html	85	87	00:03:05
■ 488.	Overview & Goals of the Program Children's Environmental Health Research Centers US EPA http://es.epa.gov/ncer/childrenscenters/goals.html	85	85	00:03:55
■ 489.	Workshops and Conferences Particulate Matter Science Topics NCER ORD US EPA http://es.epa.gov/ncer/science/pm/results3.html	85	86	00:03:39
■ 490.	Progress/Results by Grant Particulate Matter Science Topics NCER ORD US EPA http://es.epa.gov/ncer/science/pm/results2.html	84	84	00:04:39
■ 491.	Program Reviews and Evaluations Economics and Decision Sciences Science Topics NCER ORD US EPA http://es.epa.gov/ncer/science/economics/reviews.html	84	84	00:03:54
■ 492.	http://es.epa.gov/ncer/science/globalclimate/evaluations.html	84	85	00:02:44

	Pages	Visits	Views	Average Time Viewed
■ 493.	EPA Awards \$40 Million in Grants to Study Health Effects of Particulate Matter 2005 News and Events Archive Archives Calendar of Events NCER ORD US EPA http://es.epa.gov/ncer/events/news/2005/11_17_05_feature.html	84	87	00:02:26
■ 494.	Joint Program on Phytoremediation 2001 Grant Archives Archive Funding Opportunities NCER ORD US EPA http://es.epa.gov/ncer/rfa/archive/grants/01/phytore00.html	84	86	00:04:10
■ 495.	Green Energy Research Projects Nanotechnology NCER ORD US EPA http://es.epa.gov/ncer/nano/research/nano_green_energy.html	84	88	00:02:07
■ 496.	News: EPA and NIEHS Award \$7.5M Grant to UC Davis for Renewed Autism Research Children's Environmental Health Research Centers US EPA http://es.epa.gov/ncer/childrenscenters/news_stories/ucdavis_080807.html	84	84	00:02:59
■ 497.	SU833513 2008 Project Descriptions P3 NCER ORD US EPA http://es.epa.gov/ncer/p3/project_websites/2008/su833513.html	84	85	00:02:02
■ 498.	2006 Environmental Research Grant Announcement Archives Archive Funding Opportunities NCER ORD US EPA http://es.epa.gov/ncer/rfa/archive/grants/06/	84	88	00:02:16
■ 499.	SU833551 2008 Project Descriptions P3 NCER ORD US EPA http://es.epa.gov/ncer/p3/project_websites/2008/su833551.html	84	86	00:02:14
■ 500.	Development of High-Throughput Screening Approaches for Prioritizing Chemicals for the Endocrine Disruptors Screening Program 2003 Grant Archives Archive Funding Opportunities NCER ORD US EPA http://es.epa.gov/ncer/rfa/archive/grants/03/current/2003high_throughput.html	84	84	00:03:25
	Subtotal for rows: 1 - 500	-	144,467	-
	Other	-	151,061	-
	Total	-	295,528	-

items 1-500 of 2000

Pages

	Pages	Average Time to Serve (ms)
1.	Funding Opportunities NCER ORD US EPA http://es.epa.gov/ncer/rfa/	0
2.	National Center for Environmental Research (NCER) ORD US EPA http://es.epa.gov/ncer/	0
3.	 Fellowships NCER ORD US EPA http://es.epa.gov/ncer/fellow/	0
4.	6th Annual P3 Awards 2009 Grant Archives Archive Funding Opportunities NCER ORD US EPA http://es.epa.gov/ncer/rfa/2009/2009_p3.html	0
5.	Small Business Innovation Research NCER ORD US EPA http://es.epa.gov/ncer/sbir/	0
6.	P3 NCER ORD US EPA http://es.epa.gov/ncer/p3/	0
7.	2009 Academic Year EPA Greater Research Opportunities (GRO) Fellowships for Undergraduate Environmental Study 2009 STAR & GRO Fellowship Archives Archive Funding Opportunities NCER ORD US EPA http://es.epa.gov/ncer/rfa/2009/2009_gro_und ergrad.html	0
8.	STAR Grants and Cooperative Agreements NCER ORD US EPA http://es.epa.gov/ncer/grants/	0
9.	Calendar of Events NCER ORD US EPA http://es.epa.gov/ncer/events/	0
10.	STAR Grant Forms and Instructions Funding Opportunities NCER ORD US EPA http://es.epa.gov/ncer/rfa/forms/	0
11.	Nanotechnology NCER ORD US EPA http://es.epa.gov/ncer/nano/	0
12.	http://es.epa.gov/ncerqa/	0
13.	Integrated Design, Modeling, and Monitoring of Geologic Sequestration of Anthropogenic Carbon Dioxide to Safeguard Sources of Drinking Water 2009 Grant Archives Archive Funding Opportunities NCER ORD US EPA http://es.epa.gov/ncer/rfa/2008/2008_star_gs c02.html	0

	Pages	Average Time to Serve (ms)
14.	Adaptation for Future Air Quality Analysis and Decision Support Tools in Light of Global Change Impacts and Mitigation 2008 Grant Archives Archive Funding Opportunities NCER ORD US EPA http://es.epa.gov/ncer/rfa/2008/2008_star_adaptation.html	0
15.	Basic Information P3 NCER ORD US EPA http://es.epa.gov/ncer/p3/fact_sheet.html	0
16.	Broad Agency Announcement for Conferences, Workshops, and/or Meetings Funding Opportunities NCER ORD US EPA http://es.epa.gov/ncer/rfa/2008/2008_baa.html	0
17.	http://es.epa.gov/ncerqa/sbir/	0
18.	Forecasting Ecosystem Services from Wetland Condition Analyses 2008 Grant Archives Archive Funding Opportunities NCER ORD US EPA http://es.epa.gov/ncer/rfa/2008/2008_star_wetlands.html	0
19.	FALL 2008 EPA Science to Achieve Results (STAR) Fellowships for Graduate Environmental Study Funding Opportunities NCER US EPA http://es.epa.gov/ncer/rfa/2008/2008_star_fellow.html	0
20.	Biodiversity & Human Health NCER US EPA http://es.epa.gov/ncer/biodiversity/	0
21.	Basic Information NCER ORD US EPA http://es.epa.gov/ncer/about/	0
22.	Climate Change and Allergic Airway Disease 2008 Grant Archives Archive Funding Opportunities NCER ORD US EPA http://es.epa.gov/ncer/rfa/2008/2008_star_climate_change.html	0
23.	Children's Environmental Health Research Centers US EPA http://es.epa.gov/ncer/childrenscenters/	0
24.	Guidance & Frequent Questions NCER ORD US EPA http://es.epa.gov/ncer/guidance/	0
25.	Particulate Matter Science Topics NCER ORD US EPA http://es.epa.gov/ncer/science/pm/	0

	Pages	Average Time to Serve (ms)
■ 26.	Effects of Climate Change on Ecosystem Services Provided by Coral Reefs and Tidal Marshes 2004 Grant Archives Archive Funding Opportunities NCER ORD US EPA http://es.epa.gov/ncer/rfa/2004/2004_climate_change.html	0
■ 27.	Small Business Innovation Research Phase I Archive Funding Opportunities NCER ORD US EPA http://es.epa.gov/ncer/rfa/2008/2008_sbir_phase1.html	0
■ 28.	Contact Us NCER ORD US EPA http://es.epa.gov/ncer/contact_us.html	0
■ 29.	Economics and Decision Sciences Science Topics NCER ORD US EPA http://es.epa.gov/ncer/science/economics/	0
■ 30.	Listserver NCER ORD US EPA http://es.epa.gov/ncer/listserv/	0
■ 31.	Collaborative Science and Technology Network for Sustainability (CNS) NCER ORD US EPA http://es.epa.gov/ncer/cns/	0
■ 32.	2008/2009 P3 Teams P3 NCER ORD US EPA http://es.epa.gov/ncer/p3/current/	0
■ 33.	2008 STAR Graduate Fellowships Fellowships NCER ORD US EPA http://es.epa.gov/ncer/fellow/recipients/star_fellow08.html	0
■ 34.	National Sustainable Design Expo P3 NCER ORD US EPA http://es.epa.gov/ncer/p3/expo/	0
■ 35.	STAA NCER ORD US EPA http://es.epa.gov/ncer/staa/	0
■ 36.	Consequences of Global Change for Water Quality 2008 Grant Archives Archive Funding Opportunities NCER US EPA http://es.epa.gov/ncer/rfa/2008/2008_star_gc_wq.html	0
■ 37.	http://es.epa.gov/ncerqa/rfa/	0
■ 38.	EPSCOR Other Programs NCER ORD US EPA http://es.epa.gov/ncer/other/	0
■ 39.	Drinking Water Science Topics NCER ORD US EPA http://es.epa.gov/ncer/science/drinkingwater/	0

	Pages	Average Time to Serve (ms)
40.	2008 P3 Award Winners P3 Award Winners and Successes P3 NCER ORD US EPA http://es.epa.gov/ncer/p3/project_websites/2008/2008awardwinners.html	0
41.	Global Change Science Topics NCER ORD US EPA http://es.epa.gov/ncer/science/globalclimate/	0
42.	Publications & Proceedings NCER ORD US EPA http://es.epa.gov/ncer/publications/	0
43.	P3 Award Winners P3 NCER ORD US EPA http://es.epa.gov/ncer/p3/success/	0
44.	Basic Information Nanotechnology NCER ORD US EPA http://es.epa.gov/ncer/nano/questions/	0
45.	Frequently Asked Questions (FAQs) Guidance & Frequent Questions NCER ORD US EPA http://es.epa.gov/ncer/guidance/faqs.html	0
46.	Endocrine Disruptors Research Science Topics NCER ORD US EPA http://es.epa.gov/ncer/science/endocrine/	0
47.	Meetings, Workshops, & Progress Reviews Publications & Proceedings NCER ORD US EPA http://es.epa.gov/ncer/publications/workshop/	0
48.	2008 EPA/AAAS Graduate Fellowship Program Information Conference Resources Forum Fellowships NCER ORD US EPA http://es.epa.gov/ncer/fellow/forum/conference/08/may19/	0
49.	How to Apply Phase I - Project Development P3 NCER ORD US EPA http://es.epa.gov/ncer/p3/apply/	0
50.	Publications and Proceedings Nanotechnology NCER ORD US EPA http://es.epa.gov/ncer/nano/publications/	0
51.	Research Projects Nanotechnology NCER ORD US EPA http://es.epa.gov/ncer/nano/research/	0
52.	Past P3 Projects P3 NCER ORD US EPA http://es.epa.gov/ncer/p3/past/	0
53.	Archive Funding Opportunities NCER ORD US EPA http://es.epa.gov/ncer/rfa/archive/	0

	Pages	Average Time to Serve (ms)
54.	Award Recipients List STAR Grants and Cooperative Agreements NCER ORD US EPA http://es.epa.gov/ncer/grants/recipients_index.html	0
55.	2008 Fellowships Fellowships NCER ORD US EPA http://es.epa.gov/ncer/fellow/recipients/08fellowships.html	0
56.	Autism and Neurodevelopmental Disorders Children's Environmental Health Research Centers US EPA http://es.epa.gov/ncer/childrenscenters/autism.html	0
57.	Conference Resources 2008 Forum Fellowships NCER ORD US EPA http://es.epa.gov/ncer/fellow/forum/conference.html	0
58.	P3 and Other Awards Ceremony P3 NCER ORD US EPA http://es.epa.gov/ncer/p3/ceremony/	0
59.	Factsheet Nanotechnology NCER ORD US EPA http://es.epa.gov/ncer/nano/factsheet/	0
60.	2008 GRO Fellowships For Graduate Environmental Study Funding Opportunities NCER ORD US EPA http://es.epa.gov/ncer/rfa/2008/2008_gro_grad.html	0
61.	2008 Expo and P3 Videos P3 NCER ORD US EPA http://es.epa.gov/ncer/p3/multimedia.html	0
62.	1996 EPA Graduate Fellows Publications Forum Fellowships NCER ORD US EPA http://es.epa.gov/ncer/fellow/forum/pubs_96.html	0
63.	Technology for a Sustainable Environment Science Topics NCER ORD US EPA http://es.epa.gov/ncer/science/tse/	0
64.	Solicitations Nanotechnology NCER ORD US EPA http://es.epa.gov/ncer/nano/solicitation/	0
65.	Research Results NCER ORD US EPA http://es.epa.gov/ncer/results/	0
66.	2007 STAR and GRO Graduate Fellowships FAQs Guidance & Frequent Questions NCER ORD US EPA http://es.epa.gov/ncer/guidance/faqs/faq_gro_grad.html	0

	Pages	Average Time to Serve (ms)
67.	EPA: ORD: NCER: STAR Reports http://es.epa.gov/ncer/publications/starreport/	0
68.	Science Topics NCER ORD US EPA http://es.epa.gov/ncer/science/	0
69.	Innovative and Integrative Approaches for Advancing Public Health Protection Through Water Infrastructure Sustainability Funding Opportunities NCER ORD US EPA http://es.epa.gov/ncer/rfa/2008/2008_star_water.html	0
70.	Treatment Technologies for Arsenic Removal for Small Drinking Water Systems 2003 Grant Archives Archive Funding Opportunities NCER ORD US EPA http://es.epa.gov/ncer/rfa/current/2003arsenic.html	0
71.	Novel Approaches for Assessing Exposure for School-Aged Children in Longitudinal Studies Funding Opportunities NCER ORD US EPA http://es.epa.gov/ncer/rfa/2008/2008_star_novelapproaches.html	0
72.	4th Annual P3 Awards Funding Opportunities NCER ORD US EPA http://es.epa.gov/ncer/rfa/2007/2007_p3_4thannual.html	0
73.	http://es.epa.gov/ncer/p3/event_2008/08_date_loc.html	0
74.	http://es.epa.gov/ncer/08fellowships/	0
75.	2007 GRO Undergraduate Fellowship FAQs Guidance & Frequent Questions NCER ORD US EPA http://es.epa.gov/ncer/guidance/faqs/faq_gro_undergrad.html	0
76.	Photo Gallery P3 NCER ORD US EPA http://es.epa.gov/ncer/p3/photo.html	0
77.	Development of Environmental Health Outcome Indicators 2007 Grant Archives Archive Funding Opportunities NCER US EPA http://es.epa.gov/ncer/rfa/2007/2007_star_health_indicators.html	0

	Pages	Average Time to Serve (ms)
78.	Exploratory Research: Nanotechnology Research Grants Investigating Fate, Transport, Transformation, And Exposure Of Engineered Nanomaterials: A Joint Research Solicitation Funding Opportunities NCER US EPA http://es.epa.gov/ncer/rfa/2007/2007_star_nanotech.html	0
79.	Forum Fellowships NCER ORD US EPA http://es.epa.gov/ncer/fellow/forum/	0
80.	Pesticides Children's Environmental Health Research Centers US EPA http://es.epa.gov/ncer/childrenscenters/pesticides.html	0
81.	Exploratory Research: Nanotechnology Research Grants Investigating Environmental and Human Health Effects of Manufactured Nanomaterials Funding Opportunities NCER ORD US EPA http://es.epa.gov/ncer/rfa/2005/2005_star_nano.html	0
82.	Relevant Meetings Nanotechnology NCER ORD US EPA http://es.epa.gov/ncer/nano/relevant_meetings/	0
83.	1995 EPA Graduate Fellows Publications Forum Fellowships NCER ORD US EPA http://es.epa.gov/ncer/fellow/forum/pubs_95.html	0
84.	Information for P3 Teams P3 NCER ORD US EPA http://es.epa.gov/ncer/p3/teams/	0
85.	Agenda Conference Resources Forum Fellowships NCER ORD US EPA http://es.epa.gov/ncer/fellow/forum/conference/08/may19/agenda.html	0
86.	Current Solicitation Small Business Innovation Research NCER ORD US EPA http://es.epa.gov/ncer/sbir/current_solicitation.html	0
87.	Multimedia Biodiversity & Human Health NCER US EPA http://es.epa.gov/ncer/biodiversity/multimedia/	0
88.	Publications Forum Fellowships NCER ORD US EPA http://es.epa.gov/ncer/fellow/forum/publications.html	0

	Pages	Average Time to Serve (ms)
89.	Ecology and Oceanography of Harmful Algal Blooms 2008 Grant Archives Archive Funding Opportunities NCER US EPA http://es.epa.gov/ncer/rfa/2008/2008_star_ecohab.html	0
90.	Quick Guide Basic Information NCER ORD US EPA http://es.epa.gov/ncer/about/quickguide.html	0
91.	http://es.epa.gov/ncer/p3/project_websites/2007/2007awardwinners.html	0
92.	Fall 2007 EPA Science to Achieve Results (STAR) Fellowships for Graduate Environmental Study Archive Funding Opportunities NCER ORD US EPA http://es.epa.gov/ncer/rfa/2007/2007_star_fellow.html	0
93.	Info for Co-Sponsors Information For P3 NCER ORD US EPA http://es.epa.gov/ncer/p3/info/cosponsors.html	0
94.	Conference Registration Forum Fellowships NCER ORD US EPA http://es.epa.gov/ncer/fellow/forum/conference/08/may19/registration.html	0
95.	University of California - Davis Children's Environmental Health Research Centers US EPA http://es.epa.gov/ncer/childrenscenters/davis.html	0
96.	Biotechnology: Potential Allergenicity of Genetically Engineered Foods Funding Opportunities NCER ORD US EPA http://es.epa.gov/ncer/rfa/2005/2005_star_biotech.html	0
97.	Ecological Impacts from the Interactions of Climate Change, Land Use Change and Invasive Species: A Joint Research Solicitation Funding Opportunities NCER US EPA http://es.epa.gov/ncer/rfa/2007/2007_star_ecoimpacts.html	0
98.	2008 Grant Archives Archive Funding Opportunities NCER ORD US EPA http://es.epa.gov/ncer/rfa/archive/grants/	0
99.	Newsroom Nanotechnology NCER ORD US EPA http://es.epa.gov/ncer/nano/newsroom/	0

	Pages	Average Time to Serve (ms)
100.	Fall 2006 EPA Science To Achieve Results (STAR) Fellowships For Graduate Environmental Study Funding Opportunities NCER ORD US EPA http://es.epa.gov/ncer/rfa/2006/2006_star_fellow.html	0
101.	Application Overview Phase I - P3 Grant Competition/Proof of Concept P3 NCER ORD US EPA http://es.epa.gov/ncer/p3/appoverview.html	0
102.	2008 GRO Graduate Fellowships Fellowships NCER ORD US EPA http://es.epa.gov/ncer/fellow/recipients/gro_fellow08.html	0
103.	http://es.epa.gov/ncerqa/fellow/	0
104.	Fall 2008 GRO Fellowships For Undergraduate Environmental Study Archive Funding Opportunities NCER ORD US EPA http://es.epa.gov/ncer/rfa/2008/2008_gro_undergrad.html	0
105.	Health Effects of Near-Roadway Exposures to Air Pollution 2008 Grant Archives Archive Funding Opportunities NCER ORD US EPA http://es.epa.gov/ncer/rfa/2008/2008_star_healtheffects.html	0
106.	Archive Calendar of Events NCER ORD US EPA http://es.epa.gov/ncer/events/news/	0
107.	Toxicity Research Projects Nanotechnology NCER ORD US EPA http://es.epa.gov/ncer/nano/research/nano_tox.html	0
108.	Environmental Protection Agency http://es.epa.gov/ncer/rfa/2004/2004_air_poll_em.html	0
109.	Current Partners Information for Partners P3 NCER ORD US EPA http://es.epa.gov/ncer/p3/partners/	0
110.	Small Business Innovation Research Phase I Funding Opportunities NCER ORD US EPA http://es.epa.gov/ncer/rfa/2007/2007_sbir_phase1.html	0
111.	2006 P3 Award Winners P3 Award Winners and Successes P3 NCER ORD US EPA http://es.epa.gov/ncer/p3/project_websites/2006/2006awardwinners.html	0

	Pages	Average Time to Serve (ms)
112.	SBIR Program Success Stories Small Business Innovation Research NCER ORD US EPA http://es.epa.gov/ncer/sbir/success/	0
113.	An Interdisciplinary Approach To Examining The Links Between Social Stressors, Biodiversity And Human Health Funding Opportunities NCER ORD US EPA http://es.epa.gov/ncer/rfa/2007/2007_biodiversity_health.html	0
114.	P3 Award Archive Funding Opportunities NCER ORD US EPA http://es.epa.gov/ncer/rfa/2008/2008_p3.html	0
115.	Frequent Questions Children's Environmental Health Research Centers US EPA http://es.epa.gov/ncer/childrenscenters/faqs.html	0
116.	Research Projects Biodiversity & Human Health NCER US EPA http://es.epa.gov/ncer/biodiversity/recipients.html	0
117.	Forms P3 NCER ORD US EPA http://es.epa.gov/ncer/p3/forms/	0
118.	Small Business Innovation Research Phase I Funding Opportunities NCER ORD US EPA http://es.epa.gov/ncer/rfa/2006/2006_sbir_phase1.html	0
119.	http://es.epa.gov/ncerqa/grants/	0
120.	2008 News and Events Archive Archives Calendar of Events NCER ORD US EPA http://es.epa.gov/ncer/events/news/2008/	0
121.	Agenda Interagency Environmental Nanotechnology Grantees Workshop Calendar of Events NCER ORD US EPA http://es.epa.gov/ncer/events/calendar/2008/nov19/agenda.html	0
122.	Collaborative Science And Technology Network For Sustainability Funding Opportunities NCER ORD US EPA http://es.epa.gov/ncer/rfa/2006/2006_star_cns.html	0
123.	STAR & GRO Fellowship Archives Archives Funding Opportunities NCER ORD US EPA http://es.epa.gov/ncer/rfa/archive/fellow/	0

	Pages	Average Time to Serve (ms)
124.	Lectures Nanotechnology NCER ORD US EPA http://es.epa.gov/ncer/nano/lectures/	0
125.	Consequences of Global Change For Air Quality Funding Opportunities NCER ORD US EPA http://es.epa.gov/ncer/rfa/2006/2006_star_gc_aq.html	0
126.	Columbia University Center for Children's Environmental Health, New York City Children's Environmental Health Research Centers US EPA http://es.epa.gov/ncer/childrenscenters/columbia.html	0
127.	Acknowledgement of EPA Support Guidance & Frequent Questions NCER ORD US EPA http://es.epa.gov/ncer/guidance/star_images.html	0
128.	Environmental Behavior and Decisionmaking: Determining the Effectiveness of Environmental Information Disclosure and Provision Funding Opportunities NCER ORD US EPA http://es.epa.gov/ncer/rfa/2005/2005_ebd_rfa.html	0
129.	2009 STAA Competition STAA NCER ORD US EPA http://es.epa.gov/ncer/staa/annual/2009/current_comp.html	0
130.	Development of Environmental Health Outcome Indicators Funding Opportunities NCER ORD US EPA http://es.epa.gov/ncer/rfa/2006/2006_star_ephi.html	0
131.	Basic Information Small Business Innovation Research NCER ORD US EPA http://es.epa.gov/ncer/sbir/factsheet.html	0
132.	Environmental Protection Agency http://es.epa.gov/ncer/rfa/archive/grants/00/00humanrfa.html	0
133.	Small Business Innovation Research Phase I Funding Opportunities NCER ORD US EPA http://es.epa.gov/ncer/rfa/2005/2005_sbir_phase1.html	0
134.	Applying for STAR Grants Guidance & Frequent Questions NCER ORD US EPA http://es.epa.gov/ncer/guidance/star_faq.html	0

	Pages	Average Time to Serve (ms)
135.	2006/2007 P3 Teams P3 NCER ORD US EPA http://es.epa.gov/ncer/p3/project_websites/2006/	0
136.	Uncertainty Analyses of Models in Integrated Environmental Assessments Funding Opportunities NCER US EPA http://es.epa.gov/ncer/rfa/2006/2006_star_uncertainty.html	0
137.	Fall 2005 EPA Science to Achieve Results (STAR) Fellowships for Graduate Environmental Study 2005 Fellowship Archives Archive Funding Opportunities NCER ORD US EPA http://es.epa.gov/ncer/rfa/2004/2005_star_grad_fellow.html	0
138.	Bibliometrics Publications & Proceedings NCER ORD US EPA http://es.epa.gov/ncer/publications/bibliometrics/	0
139.	2007 STAR Graduate Fellowships Fellowships NCER ORD US EPA http://es.epa.gov/ncer/fellow/recipients/star_fellow07.html	0
140.	Media Info For P3 NCER ORD US EPA http://es.epa.gov/ncer/p3/info/media.html	0
141.	Information for Partners Info For P3 NCER ORD US EPA http://es.epa.gov/ncer/p3/info/partners.html	0
142.	Related Links Nanotechnology NCER ORD US EPA http://es.epa.gov/ncer/nano/links/	0
143.	SBIR - Phase I Archive Funding Opportunities NCER ORD US EPA http://es.epa.gov/ncer/rfa/2004/2004_sbir_phase1.html	0
144.	Multimedia Children's Environmental Health Research Centers US EPA http://es.epa.gov/ncer/childrenscenters/multimedia.html	0
145.	Newsroom P3 NCER ORD US EPA http://es.epa.gov/ncer/p3/news.html	0
146.	EPA: NCER: Research Centers http://es.epa.gov/ncer/centers/	0
147.	2008 SAB Advisory Science Topics NCER ORD US EPA http://es.epa.gov/ncer/science/pm/2008sab/	0

	Pages	Average Time to Serve (ms)
148.	2003 SBIR Phase I 2003 SBIR Archives Archive Funding Opportunities NCER ORD US EPA http://es.epa.gov/ncer/rfa/current/sbir_phase1.html	0
149.	2008 Grant Archives Archive Funding Opportunities NCER ORD US EPA http://es.epa.gov/ncer/rfa/archive/grants/08/	0
150.	Grant Recipients P3 NCER ORD US EPA http://es.epa.gov/ncer/p3/grantrecip.html	0
151.	Fall 2006 EPA Greater Research Opportunities (GRO) Fellowships For Graduate Environmental Study Funding Opportunities NCER ORD US EPA http://es.epa.gov/ncer/rfa/2006/2006_gro_fellow.html	0
152.	Fall 2006 Greater Research Opportunities (GRO) Undergraduate Student Fellowships Funding Opportunities NCER ORD US EPA http://es.epa.gov/ncer/rfa/2006/2006_gro_undergrad_fellow.html	0
153.	Biographies Children's Environmental Health Research Centers US EPA http://es.epa.gov/ncer/childrenscenters/biographies.html	0
154.	Background Biodiversity & Human Health NCER US EPA http://es.epa.gov/ncer/biodiversity/background.html	0
155.	DECISION SUPPORT SYSTEMS INVOLVING CLIMATE CHANGE AND PUBLIC HEALTH Funding Opportunities NCER ORD US EPA http://es.epa.gov/ncer/rfa/2005/2005_decision_support_sys.html	0
156.	EPA: ORD: NCER: Events: News http://es.epa.gov/ncer/events/news/2003/nas_special.html	0
157.	Forum P3 NCER ORD US EPA http://es.epa.gov/ncer/p3/forum/	0
158.	Info for Exhibitors Information For P3 NCER ORD US EPA http://es.epa.gov/ncer/p3/become_exhibitor.html	0
159.	2008 STAA Competition Forms Redirect http://es.epa.gov/ncer/staa/forms.html	0
160.	Sustainability Challenge Areas P3 NCER ORD US EPA http://es.epa.gov/ncer/p3/challengearea.html	0

	Pages	Average Time to Serve (ms)
■ 161.	Characterizing Risk at Metal Finishing Facilities Archives Publications & Proceedings NCER ORD US EPA http://es.epa.gov/ncer/publications/archive/csidoc.html	0
■ 162.	2008 STAA Competition STAA NCER ORD US EPA http://es.epa.gov/ncer/staa/annual/2008/current_comp.html	0
■ 163.	http://es.epa.gov/ncer/08CEIN/	0
■ 164.	Phase I - Project Development P3 NCER ORD US EPA http://es.epa.gov/ncer/p3/phase1proof.html	0
■ 165.	Exploratory Research: Understanding Ecological Thresholds In Aquatic Systems Through Retrospective Analysis 2004 Grant Archives Archive Funding Opportunities NCER ORD US EPA http://es.epa.gov/ncer/rfa/2004/2004_aqua_sy.html	0
■ 166.	Center for Children's Environmental Health and Disease Prevention at the Harvard School of Public Health Children's Environmental Health Research Centers US EPA http://es.epa.gov/ncer/childrenscenters/harvard.html	0
■ 167.	Southern Center on Environmentally-Driven http://es.epa.gov/ncer/childrenscenters/duke.html	0
■ 168.	Information For P3 NCER ORD US EPA http://es.epa.gov/ncer/p3/info/	0
■ 169.	Research Solicitation Biodiversity & Human Health NCER US EPA http://es.epa.gov/ncer/biodiversity/solicitation.html	0
■ 170.	Green Manufacturing Research Projects Nanotechnology NCER ORD US EPA http://es.epa.gov/ncer/nano/research/nano_green.html	0
■ 171.	Fellowship Conference Posters http://es.epa.gov/ncer/fellow/posters/	0
■ 172.	New Video Captures the Excitement of the P3 Expo on the Mall NCER ORD US EPA http://es.epa.gov/ncer/events/news/2007/10_17_07_feature.html	0

	Pages	Average Time to Serve (ms)
173.	Additional Awards P3 Award Competition P3 NCER ORD US EPA http://es.epa.gov/ncer/p3/addawards.html	0
174.	P3 Phase 1 Terms and Conditions Guidance & Frequent Questions NCER ORD US EPA http://es.epa.gov/ncer/publications/terms/phase1_tc.html	0
175.	Workshops Small Business Innovation Research NCER ORD US EPA http://es.epa.gov/ncer/sbir/workshops.html	0
176.	2008 GRO Undergraduate Fellowships Fellowships NCER ORD US EPA http://es.epa.gov/ncer/fellow/recipients/gro_undergrad_fellow08.html	0
177.	Quality Assurance Guidance & Frequent Questions NCER ORD US EPA http://es.epa.gov/ncer/guidance/qa.html	0
178.	Community Partnerships Children's Environmental Health Research Centers US EPA http://es.epa.gov/ncer/childrenscenters/communities.html	0
179.	Nonlinear Responses to Global Change in Linked Aquatic and Terrestrial Ecosystems and Effects of Multiple Factors on Terrestrial Ecosystems Funding Opportunities NCER ORD US EPA http://es.epa.gov/ncer/rfa/2005/2005_nonlinear_responses.html	0
180.	Report 2002 SAB PM Research Centers Review Meeting 2002 News and Events Archive Archives Calendar of Events NCER ORD US EPA http://es.epa.gov/ncer/centers/airpm/sab/report.html	0
181.	2005 STAR Graduate Fellowships Fellowships NCER ORD US EPA http://es.epa.gov/ncer/fellow/recipients/star_fellow05.html	0
182.	Exploratory Research: Nanotechnology Research Grants Investigating Environmental and Human Health Effects of Manufactured Nanomaterials 2004 Grant Archives Archive Funding Opportunities NCER ORD US EPA http://es.epa.gov/ncer/rfa/2004/2004_manufactured_nano.html	0

	Pages	Average Time to Serve (ms)
183.	Follow the Green Nano Road NCER ORD US EPA http://es.epa.gov/ncer/events/news/2008/10_07_08_topstory.html	0
184.	Partner Programs Biodiversity & Human Health NCER US EPA http://es.epa.gov/ncer/biodiversity/programs.html	0
185.	Growing a Garden of Future Environmental Leaders - 54 Students Receive EPA Research Fellowships NCER ORD US EPA http://es.epa.gov/ncer/events/news/2008/09_29_08_topstory.html	0
186.	Past P3 Projects by Topic Past P3 Projects P3 NCER ORD US EPA http://es.epa.gov/ncer/p3/abtable1.html	0
187.	Project Abstracts Fellowships NCER ORD US EPA http://es.epa.gov/ncer/fellow/abstracts/	0
188.	Small Businesses Grow Big Environmental Technologies NCER ORD US EPA http://es.epa.gov/ncer/events/news/2008/03_25_08_topstory.html	0
189.	Questions or Comments on EPA Fellowship Program Fellowships NCER ORD US EPA http://es.epa.gov/ncer/fellow/contact_us.html	0
190.	Environmental Futures Research in Nanoscale Science, Engineering and Technology 2002 Grant Archives Archive Funding Opportunities NCER ORD US EPA http://es.epa.gov/ncer/rfa/archive/grants/02/02nanotech.html	0
191.	Complex Chemical Mixtures and Heavy Metals Children's Environmental Health Research Centers US EPA http://es.epa.gov/ncer/childrenscenters/chemical.html	0
192.	Table of Contents http://es.epa.gov/ncer/sbir/program/	0
193.	Basic Information Children's Environmental Health Research Centers US EPA http://es.epa.gov/ncer/childrenscenters/basic_info.html	0
194.	Environmental Protection Agency http://es.epa.gov/ncer/publications/nano/	0

	Pages	Average Time to Serve (ms)
195.	2006 STAR Graduate Fellowships Fellowships NCER ORD US EPA http://es.epa.gov/ncer/fellow/recipients/star_fellow06.html	0
196.	Fall 2005 Greater Research Opportunities (GRO) Undergraduate Student Fellowships 2005 Fellowship Archives Archive Funding Opportunities NCER ORD US EPA http://es.epa.gov/ncer/rfa/2004/2005_gro_undergrad_fellow.html	0
197.	Logistics Interagency Environmental Nanotechnology Grantees Workshop Calendar of Events NCER ORD US EPA http://es.epa.gov/ncer/events/calendar/2008/nov19/logistics.html	0
198.	Peer Review Phase I - Project Development P3 NCER ORD US EPA http://es.epa.gov/ncer/p3/peerreview.html	0
199.	Environmental Tobacco Smoke Children's Environmental Health Research Centers US EPA http://es.epa.gov/ncer/childrenscenters/smoke.html	0
200.	Collaborative Science & Technology Network for Sustainability 2004 Grant Archives Archive Funding Opportunities NCER ORD US EPA http://es.epa.gov/ncer/rfa/2004/2004_collab_science.html	0
201.	A Decade of Children's Environmental Health Research: Highlights from EPA's Science to Achieve Results Program Publications & Proceedings NCER ORD US EPA http://es.epa.gov/ncer/publications/research_results_synthesis/	0
202.	Developing the Next Generation of Great Lakes Lower Foodweb Assessment Tools 2004 Grant Archives Archive Funding Opportunities NCER ORD US EPA http://es.epa.gov/ncer/rfa/2004/2004_glakes_foodweb.html	0
203.	Fall 2005 EPA Greater Research Opportunities (GRO) Fellowships for Graduate Environmental Study 2005 Fellowship Archives Archive Funding Opportunities NCER ORD US EPA http://es.epa.gov/ncer/rfa/2004/2005_gro_grad_fellow.html	0

	Pages	Average Time to Serve (ms)
204.	Solicitation Opens Phase I - Project Development P3 NCER ORD US EPA http://es.epa.gov/ncer/p3/solopen.html	0
205.	Consequences of Global Change for Air Quality: Spatial Patterns in Air Pollution Emissions 2003 Grant Archives Archive Funding Opportunities NCER ORD US EPA http://es.epa.gov/ncer/rfa/current/2003_global_change.html	0
206.	Thank You Listserv NCER ORD US EPA http://es.epa.gov/ncer/listserv/thank_you.html	0
207.	Impacts of Manufactured Nanomaterials on Human Health and the Environment 2003 Grant Archives Archive Funding Opportunities NCER ORD US EPA http://es.epa.gov/ncer/rfa/current/2003_nano.html	0
208.	Newsroom Children's Environmental Health Research Centers US EPA http://es.epa.gov/ncer/childrenscenters/newsroom.html	0
209.	Special SBIR Phase I Solicitation - Hazardous Waste Minimization Archive Funding Opportunities NCER ORD US EPA http://es.epa.gov/ncer/rfa/2004/2004_sbir_phase1_haz-waste.html	0
210.	Sources and Atmospheric Formation of Organic Particulate Matter Funding Opportunities NCER US EPA http://es.epa.gov/ncer/rfa/2007/2007_star_organic_pm.html	0
211.	EPA: ORD: NCER: Centers http://es.epa.gov/ncer/centers/eagles/	0
212.	University of Washington Center for Child Environmental Health Risks Research Children's Environmental Health Research Centers US EPA http://es.epa.gov/ncer/childrenscenters/washington.html	0
213.	1999 SBIR Phase I Archive Funding Opportunities NCER ORD US EPA http://es.epa.gov/ncer/rfa/archive/sbir/sbir_phase1_1999.html	0
214.	Additional Resources Children's Environmental Health Research Centers US EPA http://es.epa.gov/ncer/childrenscenters/additional_resources.html	0

	Pages	Average Time to Serve (ms)
215.	2004 STAR Graduate Fellowships Fellowships NCER ORD US EPA http://es.epa.gov/ncer/fellow/recipients/star_fellow04.html	0
216.	2005 Project Descriptions and Photos P3 NCER ORD US EPA http://es.epa.gov/ncer/p3/project_websites/2005/2005_phase_1_project_websites.html	0
217.	Scientific and Technological Achievement Awards 2009 Nomination Procedures And Guidelines Current STAA Competition STAA NCER ORD US EPA http://es.epa.gov/ncer/staa/annual/2009/2009_nomination_procedures.html	0
218.	Mt.Sinai Childrens Environmental Health and Disease Prevention Research Center Children's Environmental Health Research Centers US EPA http://es.epa.gov/ncer/childrenscenters/sinai.html	0
219.	Selected Readings Biodiversity & Human Health NCER US EPA http://es.epa.gov/ncer/biodiversity/selreading.html	0
220.	Special SBIR Phase I Solicitation - Technology Solutions for Pacific Southwest Environmental Problems Archive Funding Opportunities NCER ORD US EPA http://es.epa.gov/ncer/rfa/2004/2004_sbir_phase1_pac-swest.html	0
221.	Results Children's Environmental Health Research Centers US EPA http://es.epa.gov/ncer/childrenscenters/results.html	0
222.	Benchmarking the Integration of Sustainability into Engineering Curricula at U.S.Institutions of Higher Education 2004 Grant Archives Archive Funding Opportunities NCER ORD US EPA http://es.epa.gov/ncer/rfa/2004/2004_sustainability_engineering_curricula.html	0
223.	Assessing the Consequences of Global Change for Aquatic Ecosystems: Climate, Land Use, and UV Radiation 2001 Grant Archives Archive Funding Opportunities NCER ORD US EPA http://es.epa.gov/ncer/rfa/archive/grants/01/global01.html	0

	Pages	Average Time to Serve (ms)
■ 224.	Particulate Matter Research Centers 2004 Grant Archives Archive Funding Opportunities NCER ORD US EPA http://es.epa.gov/ncer/rfa/2004/2004_pm_research.html	0
■ 225.	EPA Awards Three Colorado Small Businesses \$350,000 in Innovation Research Contracts 2007 News and Events Archive Archives Events NCER ORD US EPA http://es.epa.gov/ncer/events/news/2007/02_28_07_award.html	0
■ 226.	SU833524 2008 Project Descriptions P3 NCER ORD US EPA http://es.epa.gov/ncer/p3/project_websites/2008/su833524.html	0
■ 227.	Presentations Small Business Innovation Research NCER ORD US EPA http://es.epa.gov/ncer/sbir/presentations.html	0
■ 228.	Phase II - P3 Award Winners P3 NCER ORD US EPA http://es.epa.gov/ncer/p3/phase2follow.html	0
■ 229.	Education Factsheets Children's Environmental Health Research Centers US EPA http://es.epa.gov/ncer/childrenscenters/outreach.html	0
■ 230.	Recipients and their Research Results Global Change Science Topics NCER ORD US EPA http://es.epa.gov/ncer/science/globalclimate/recipients.html	0
■ 231.	Johns Hopkins Center for Childhood Asthma in the Urban Environment Children's Environmental Health Research Centers US EPA http://es.epa.gov/ncer/childrenscenters/hopkins.html	0
■ 232.	Solicitation Archives Small Business Innovation Research NCER ORD US EPA http://es.epa.gov/ncer/sbir/archive/solicitations.html	0
■ 233.	Fate and Effects of Hormones in Waste From Concentrated Animal Feeding Operations (CAFOS) Funding Opportunities NCER ORD US EPA http://es.epa.gov/ncer/rfa/2006/2006_star_cafos.html	0

	Pages	Average Time to Serve (ms)
234.	Ecology and Oceanography of Harmful Algal Blooms Funding Opportunities NCER ORD US EPA http://es.epa.gov/ncer/rfa/2005/2005_ecohab.html	0
235.	Source Apportionment of Particulate Matter 2004 Grant Archives Archive Funding Opportunities NCER ORD US EPA http://es.epa.gov/ncer/rfa/2004/2004_source_pm.html	0
236.	About Undergraduate GRO Fellowships NCER ORD US EPA http://es.epa.gov/ncer/fellow/gro/	0
237.	Logistics Conference Resources Forum Fellowships NCER ORD US EPA http://es.epa.gov/ncer/fellow/forum/conference/08/may19/logistics.html	0
238.	2005 GRO Undergraduate Fellowships Fellowships NCER ORD US EPA http://es.epa.gov/ncer/fellow/recipients/gro_undergrad_fellow05.html	0
239.	Fall 2004 EPA Science to Achieve Results (STAR) Fellowships for Graduate Environmental Study 2004 Grant Archives Archive Funding Opportunities NCER ORD US EPA http://es.epa.gov/ncer/rfa/current/2004_grad_fellow.html	0
240.	redirect: NCER Topical Searches http://es.epa.gov/ncer/publications/topical/	0
241.	National Sustainable Design Expo Archive P3 NCER ORD US EPA http://es.epa.gov/ncer/p3/expo/expo_archive.html	0
242.	Corporate Environmental Behavior and the Effectiveness of Government Interventions 2004 Grant Archives Archive Funding Opportunities NCER ORD US EPA http://es.epa.gov/ncer/rfa/2004/2004_corporate.html	0
243.	Draft Agenda EPA Symposium on Groundwater-Borne Infectious Disease, Etiologic Agents and Indicators Calendar of Events NCER ORD US EPA http://es.epa.gov/ncer/events/calendar/2008/dec02/agenda.html	0
244.	1999 STAR Graduate Fellowships Fellowships NCER ORD US EPA http://es.epa.gov/ncer/fellow/recipients/fellow99.html	0

	Pages	Average Time to Serve (ms)
■ 245.	2008 Expo and P3 Audio Files P3 NCER ORD US EPA http://es.epa.gov/ncer/p3/event_2008/audio_files/	0
■ 246.	EPA: ORD: NCER: Biodiversity http://es.epa.gov/ncer/07biodiversity/	0
■ 247.	Children's Environmental Health Center at the University of Southern California, and University of California at Los Angeles Children's Environmental Health Research Centers US EPA http://es.epa.gov/ncer/childrenscenters/usc.html	0
■ 248.	2003 STAR Graduate Fellowships Fellowships NCER ORD US EPA http://es.epa.gov/ncer/fellow/recipients/star_fellow03.html	0
■ 249.	Air Pollutants and Asthma Children's Environmental Health Research Centers US EPA http://es.epa.gov/ncer/childrenscenters/asthma.html	0
■ 250.	2000 SBIR Phase I 2000 Grant Archives Archive Funding Opportunities NCER ORD US EPA http://es.epa.gov/ncer/rfa/archive/sbir/sbir_phase1_2000.html	0
■ 251.	News and Events Collaborative Science and Technology Network for Sustainability (CNS) NCER ORD US EPA http://es.epa.gov/ncer/cns/news.html	0
■ 252.	PM Centers Particulate Matter Science Topics NCER ORD US EPA http://es.epa.gov/ncer/science/pm/centers.html	0
■ 253.	University of California at Berkeley Center for Children's Environmental Health Research Children's Environmental Health Research Centers US EPA http://es.epa.gov/ncer/childrenscenters/berkeley.html	0
■ 254.	2007 GRO Graduate Fellowships Fellowships NCER ORD US EPA http://es.epa.gov/ncer/fellow/recipients/gro_fellow07.html	0
■ 255.	1997 Graduate Fellowships Fellowships NCER ORD US EPA http://es.epa.gov/ncer/fellow/recipients/97feltbl.html	0

	Pages	Average Time to Serve (ms)
256.	2007 GRO Undergraduate Fellowships Fellowships NCER ORD US EPA http://es.epa.gov/ncer/fellow/recipients/gro_undergrad_fellow07.html	0
257.	Interdisciplinary Forum and Workshop Biodiversity & Human Health NCER US EPA http://es.epa.gov/ncer/biodiversity/workshop.html	0
258.	Draft Agenda Future Air Quality with Projected Global Changes: A Progress Review Meeting Presented by EPA Global Change STAR Grantees Calendar of Events NCER ORD US EPA http://es.epa.gov/ncer/events/calendar/2008/oct27/agenda.html	0
259.	Events Biodiversity & Human Health NCER US EPA http://es.epa.gov/ncer/biodiversity/events.html	0
260.	2001 Graduate Fellowships Fellowships NCER ORD US EPA http://es.epa.gov/ncer/fellow/recipients/star_fellow01.html	0
261.	P3 Phase 2 Terms and Conditions Guidance & Frequent Questions NCER ORD US EPA http://es.epa.gov/ncer/publications/terms/phase2_tc.html	0
262.	University of Medicine and Dentistry of New Jersey Center for Childhood Neurotoxicology and Assessment Children's Environmental Health Research Centers US EPA http://es.epa.gov/ncer/childrenscenters/newjersey.html	0
263.	 Fellowships NCER ORD US EPA http://es.epa.gov/ncer/fellows/	0
264.	Center Contacts Children's Environmental Health Research Centers US EPA http://es.epa.gov/ncer/childrenscenters/centercontacts.html	0
265.	New Investigators Children's Environmental Health Research Centers US EPA http://es.epa.gov/ncer/childrenscenters/newinvestigators.html	0
266.	2005 GRO Graduate Fellowships Fellowships NCER ORD US EPA http://es.epa.gov/ncer/fellow/recipients/gro_fellow05.html	0

	Pages	Average Time to Serve (ms)
■ 267.	About STAA STAA NCER ORD US EPA http://es.epa.gov/ncer/staa/about_staa.html	0
■ 268.	Research Areas Children's Environmental Health Research Centers US EPA http://es.epa.gov/ncer/childrenscenters/research_areas.html	0
■ 269.	Exploratory Research to Anticipate Future Environmental Issues 2001 Grant Archives Archive Funding Opportunities NCER ORD US EPA http://es.epa.gov/ncer/rfa/archive/grants/01/futures.html	0
■ 270.	2007 Honorable Mentions STAA NCER ORD US EPA http://es.epa.gov/ncer/staa/annual/2007/2007honorable.html	0
■ 271.	The Impact of Climate Change & Variability on Human Health Funding Opportunities NCER ORD US EPA http://es.epa.gov/ncer/rfa/2005/2005_hsa_impacts_research.html	0
■ 272.	2004 GRO Undergraduate Fellows Fellowships NCER ORD US EPA http://es.epa.gov/ncer/fellow/recipients/gro_fellow_04_under.html	0
■ 273.	Remediation Research Projects Nanotechnology NCER ORD US EPA http://es.epa.gov/ncer/nano/research/nano_remediation.html	0
■ 274.	2007 Level I STAA STAA Environmental Protection Agency http://es.epa.gov/ncer/staa/annual/2007/2007level1.html	0
■ 275.	Bibliometrics Analysis for TSE Grant Publications Bibliometrics Publications & Proceedings NCER ORD US EPA http://es.epa.gov/ncer/publications/bibliometrics/tse_grants_highly_cited.html	0
■ 276.	SBIR FY2008 Awards: Phase II Small Business Innovation Research NCER ORD US EPA http://es.epa.gov/ncer/sbir/08awards/	0
■ 277.	Collaborative Community and Regional Programs Collaborative Science and Technology Network for Sustainability (CNS) NCER ORD US EPA http://es.epa.gov/ncer/cns/programs.html	0

	Pages	Average Time to Serve (ms)
278.	<p>Two Mass.Companies Receive EPA Small Business Contracts for New Environmental Technologies 2007 News and Events Archive Archives Calendar of Events NCER ORD US EPA http://es.epa.gov/ncer/events/news/2007/05_03_07_award.html</p>	0
279.	<p>2006 GRO Graduate Fellowships Fellowships NCER ORD US EPA http://es.epa.gov/ncer/fellow/recipients/gro_fellow06.html</p>	0
280.	<p>Car Fueled With Biogas From Cow Manure: WWU Students Convert Methane Into Natural Gas Newsroom P3 NCER ORD US EPA http://es.epa.gov/ncer/p3/press/04_22_07.html</p>	0
281.	<p>Detection and Monitoring of Engineered Nanomaterials 2007 Grant Archives Archive Funding Opportunities NCER US EPA http://es.epa.gov/ncer/rfa/2007/2007_gro_nano.html</p>	0
282.	<p>Contact Us P3 NCER ORD US EPA http://es.epa.gov/ncer/p3/contact.html</p>	0
283.	<p>2000 STAR Graduate Fellowships Fellowships NCER ORD US EPA http://es.epa.gov/ncer/fellow/recipients/fellow00.html</p>	0
284.	<p>Contact Us Children's Environmental Health Research Centers US EPA http://es.epa.gov/ncer/childrenscenters/contacts.html</p>	0
285.	<p>Logistics Biodiversity and Human Health: A Multidisciplinary Approach To Examining the Links 2006 News and Events Archive Archives Calendar of Events NCER ORD US EPA http://es.epa.gov/ncer/events/calendar/2006/sep14/logistics.html</p>	0
286.	<p>Could Preserving Biodiversity Reduce Disease?EPA Funds \$2.25 Million to Research Connections P3 NCER ORD US EPA http://es.epa.gov/ncer/events/news/2008/07_23_08_press.html</p>	0
287.	<p>Poisonous Paint Cleaned in a Flash 2006 News and Events Archive Archives Calendar of Events NCER ORD US EPA http://es.epa.gov/ncer/events/news/2006/12_14_06_feature.html</p>	0

	Pages	Average Time to Serve (ms)
■ 288.	Cincinnati Children's Environmental Health Center (2001-2006) Children's Environmental Health Research Centers US EPA http://es.epa.gov/ncer/childrenscenters/cincinnati.html	0
■ 289.	2007 Level III Scientific And Technological Achievement Awards (STAA) STAA Environmental Protection Agency http://es.epa.gov/ncer/staa/annual/2007/2007level3.html	0
■ 290.	2007 Level II Scientific And Technological Achievement Awards (STAA) STAA Environmental Protection Agency http://es.epa.gov/ncer/staa/annual/2007/2007level2.html	0
■ 291.	Development and Characterization of Biological Systems for Studying Low Dose Effects of Endocrine Disrupting Chemicals 2004 Grant Archives Archive Funding Opportunities NCER ORD US EPA http://es.epa.gov/ncer/rfa/2004/2004_low_dose.html	0
■ 292.	Archive STAA NCER ORD US EPA http://es.epa.gov/ncer/staa/annual/	0
■ 293.	2005 Phase 2 Award Winners and Honorable Mentions 2006 Newsroom P3 NCER ORD US EPA http://es.epa.gov/ncer/p3/project_websites/2004_phase_2_project_websites.html	0
■ 294.	1998 GRO Undergraduate Fellows Fellowships NCER ORD US EPA http://es.epa.gov/ncer/fellow/recipients/mai_fellow_98_under.htm	0
■ 295.	Agenda 2007 Children's Environmental Health Workshop: Discover, Treat, Prevent, Prepare Calendar of Events NCER ORD US EPA http://es.epa.gov/ncer/events/calendar/2007/oct10/agenda.html	0
■ 296.	Frequent Questions National Sustainable Design Expo P3 NCER ORD US EPA http://es.epa.gov/ncer/p3/expo/faq.html	0
■ 297.	2000 MAI Fellowships for Graduate Environmental Study Fellowships NCER ORD US EPA http://es.epa.gov/ncer/fellow/recipients/mai_graduated_fellow00.html	0
■ 298.	Market Mechanisms and Incentives http://es.epa.gov/ncer/rfa/archive/grants/02/02marketmech.html	0

	Pages	Average Time to Serve (ms)
299.	2007 Grant Archives Archive Funding Opportunities NCER ORD US EPA http://es.epa.gov/ncer/rfa/archive/grants/07/	0
300.	1998 STAR Graduate Fellowships Fellowships NCER ORD US EPA http://es.epa.gov/ncer/fellow/recipients/fellow98.html	0
301.	Research Projects Endocrine Disruptors Research Science Topics NCER ORD US EPA http://es.epa.gov/ncer/science/endocrine/researchproj.html	0
302.	SBIR Self Reporting Success Story Form Small Business Innovation Research NCER ORD US EPA http://es.epa.gov/ncer/sbir/success_story_form.html	0
303.	1995 Graduate Fellowships Fellowships NCER ORD US EPA http://es.epa.gov/ncer/fellow/recipients/felltbl.html	0
304.	2001 MAI Graduate Fellowships Fellowships NCER ORD US EPA http://es.epa.gov/ncer/fellow/recipients/mai_fellow01.html	0
305.	Fall 2003 EPA Minority Academic Institutions (MAI) Fellowships for Graduate Environmental Study 2003 Fellowship Archives Archive Funding Opportunities NCER ORD US EPA http://es.epa.gov/ncer/rfa/current/2003_mai_grad.html	0
306.	EPA: ORD: NCER: Publications: Terms and Conditions http://es.epa.gov/ncer/publications/terms/tscs05.html	0
307.	Research Project Database NCER ORD US EPA http://es.epa.gov/ncer/2008drinkingwater/	0
308.	NCER Grant Results Overviews Publications & Proceedings NCER ORD US EPA http://es.epa.gov/ncer/publications/overview/	0
309.	CNS - Progress Review Workshop Meetings & Workshops Publications & Proceedings NCER ORD US EPA http://es.epa.gov/ncer/publications/workshop/04_22_2008/	0

	Pages	Average Time to Serve (ms)
■ 310.	1999 GRO Undergraduate Fellows Fellowships NCER ORD US EPA http://es.epa.gov/ncer/fellow/recipients/mai_fellow_99_under.htm	0
■ 311.	Small Business Innovation Research Archive Funding Opportunities NCER ORD US EPA http://es.epa.gov/ncer/rfa/archive/sbir/sbir_phase1_2002.html	0
■ 312.	http://es.epa.gov/ncer/2007cns/	0
■ 313.	Computational Toxicology and Endocrine Disruptors: Use of Systems Biology in Hazard Identification and Risk Assessment 2003 Grant Archives Archive Funding Opportunities NCER ORD US EPA http://es.epa.gov/ncer/rfa/current/2003_comptox.html	0
■ 314.	University of Michigan Center for the Environment and Children's Health (1998-2005) Children's Environmental Health Research Centers US EPA http://es.epa.gov/ncer/childrenscenters/michigan.html	0
■ 315.	2006 GRO Undergraduate Fellowships Fellowships NCER ORD US EPA http://es.epa.gov/ncer/fellow/recipients/gro_undergrad_fellow06.html	0
■ 316.	Biomarkers for the Assessment of Exposure and Toxicity in Children 2000 Grant Archives Archive Funding Opportunities NCER ORD US EPA http://es.epa.gov/ncer/rfa/archive/grants/00/kids2000.html	0
■ 317.	Fall 2007 EPA Greater Research Opportunities (GRO) Fellowships for Undergraduate Environmental Study Archive Funding Opportunities NCER ORD US EPA http://es.epa.gov/ncer/rfa/2007/2007_star_gro_undergrad.html	0
■ 318.	Notification Phase I - Project Development P3 NCER ORD US EPA http://es.epa.gov/ncer/p3/notification.html	0
■ 319.	Contact Us Biodiversity & Human Health NCER US EPA http://es.epa.gov/ncer/biodiversity/contact.html	0

	Pages	Average Time to Serve (ms)
320.	Methodological Advances in Benefit Transfer Methods Funding Opportunities NCER ORD US EPA http://es.epa.gov/ncer/rfa/2006/2006_star_methodological.html	0
321.	3rd Annual P3 Award: A National Student Design Competition for Sustainability Focusing on People, Prosperity, and the Planet Funding Opportunities NCER ORD US EPA http://es.epa.gov/ncer/rfa/2006/2006_p3.html	0
322.	Archives Publications & Proceedings NCER ORD US EPA http://es.epa.gov/ncer/publications/archive/	0
323.	Assessing the Consequences of Global Change for Air Quality: Sensitivity of U.S. Air Quality to Climate Change and Future Global Impacts 2002 Grant Archives Archive Funding Opportunities NCER ORD US EPA http://es.epa.gov/ncer/rfa/archive/grants/02/02globalimpact.html	0
324.	2003 Environmental Research Grant Announcements Archive Funding Opportunities NCER ORD US EPA http://es.epa.gov/ncer/rfa/archive/grants/03/	0
325.	2008 Recipients Nanotechnology NCER ORD US EPA http://es.epa.gov/ncer/nano/2008recipients.html	0
326.	Early Indicators of Environmentally Induced Disease 2004 Grant Archives Archive Funding Opportunities NCER ORD US EPA http://es.epa.gov/ncer/rfa/2004/2004early_indicators.html	0
327.	1996 Graduate Fellowships Fellowships NCER ORD US EPA http://es.epa.gov/ncer/fellow/recipient/96felltbl.html	0
328.	Reports and Publications Endocrine Disruptors Research Science Topics NCER ORD US EPA http://es.epa.gov/ncer/science/endocrine/reportspub.html	0
329.	1997 GRO Undergraduate Fellows Fellowships NCER ORD US EPA http://es.epa.gov/ncer/fellow/recipient/mai_fellow_97_under.htm	0

	Pages	Average Time to Serve (ms)
■ 330.	Environmental Protection Agency http://es.epa.gov/ncer/publications/nano/purpose.html	0
■ 331.	2004 P3 Projects Past P3 Projects P3 NCER ORD US EPA http://es.epa.gov/ncer/p3/project_websites/2004_project_websites.html	0
■ 332.	Innovative Approaches to Particulate Matter Health, Composition, and Source Questions Funding Opportunities NCER US EPA http://es.epa.gov/ncer/rfa/2007/2007_star_part_matter.html	0
■ 333.	Draft Schedule of Events National Sustainable Design Expo P3 NCER ORD US EPA http://es.epa.gov/ncer/p3/expo/events.html	0
■ 334.	Solicitations Global Change Science Topics NCER ORD US EPA http://es.epa.gov/ncer/science/globalclimate/solicitations.html	0
■ 335.	GRO Newsletter Archive Fellowships NCER ORD US EPA http://es.epa.gov/ncer/fellow/gro/newsletter_archive_index.html	0
■ 336.	News and Events Endocrine Disruptors Research Science Topics NCER ORD US EPA http://es.epa.gov/ncer/science/endocrine/newsevent.html	0
■ 337.	Testimonials Fellowships NCER ORD US EPA http://es.epa.gov/ncer/fellow/testimonials/	0
■ 338.	Lifestyle and Cultural Practices of Tribal Populations and Risks from Toxic Substances in the Environment 2002 Grant Archives Archive Funding Opportunities NCER ORD US EPA http://es.epa.gov/ncer/rfa/archive/grants/02/02trib_risk.html	0
■ 339.	Scientific and Technological Achievement Awards 2008 Nomination Procedures And Guidelines Current STAA Competition STAA NCER ORD US EPA http://es.epa.gov/ncer/staa/annual/2008/2008_nomination_procedures.html	0

	Pages	Average Time to Serve (ms)
340.	Greater Research Opportunities: Research in Nanoscale Science Engineering and Technology 2004 Grant Archives Archive Funding Opportunities NCER ORD US EPA http://es.epa.gov/ncer/rfa/2004/2004_nano.html	0
341.	2004 STAR Graduate Fellowship Conference Fellowship Conference Posters Fellowships NCER ORD US EPA http://es.epa.gov/ncer/fellow/posters/2004_star_grad_fellow_conf_posters.html	0
342.	2006 P3 Competitors Photo Gallery P3 NCER ORD US EPA http://es.epa.gov/ncer/p3/event_2006/2006_competitors.html	0
343.	42 P3 Grants Awarded 2006 News and Events Archive Archives Calendar of Events NCER ORD US EPA http://es.epa.gov/ncer/events/news/2006/09_29_06_p3.html	0
344.	2008 Judging Panel Information for P3 Teams P3 NCER ORD US EPA http://es.epa.gov/ncer/p3/event_2008/judges/bios.html	0
345.	Children's Vulnerability to Toxic Substances in the Environment 2001 Grant Archives Archive Funding Opportunities NCER ORD US EPA http://es.epa.gov/ncer/rfa/archive/grants/01/childvu01.html	0
346.	Develop Risk Assessment and Data Evaluation Methodologies for the Potential Ecological Impacts of Plant-Incorporated Protectants 2004 Grant Archives Archive Funding Opportunities NCER ORD US EPA http://es.epa.gov/ncer/rfa/2004/2004_risk_assesment.html	0
347.	Ultrafine Particle Research Research Projects Nanotechnology NCER ORD US EPA http://es.epa.gov/ncer/nano/research/particle_index.html	0
348.	2004 GRO Graduate Fellowships Fellowships NCER ORD US EPA http://es.epa.gov/ncer/fellow/recipients/gro_fellow04.html	0
349.	2003 GRO Graduate Fellowships Fellowships NCER ORD US EPA http://es.epa.gov/ncer/fellow/recipients/gro_fellow03.html	0

	Pages	Average Time to Serve (ms)
■ 350.	2000 GRO (formerly MAI) Undergraduate Fellows Fellowships NCER ORD US EPA http://es.epa.gov/ncer/fellow/recipients/mai_fellow_00_under.html	0
■ 351.	University of Illinois at Urbana-Champaign Children's Environmental Health Research Centers US EPA http://es.epa.gov/ncer/childrenscenters/illinois.html	0
■ 352.	Draft Agenda International Environmental Nanotechnology Conference: Applications and Implications Calendar of Events NCER ORD US EPA http://es.epa.gov/ncer/events/calendar/2008/oct07/agenda.html	0
■ 353.	Logistics National Sustainable Design Expo P3 NCER ORD US EPA http://es.epa.gov/ncer/p3/expo/logistics.html	0
■ 354.	Calendar Children's Environmental Health Research Centers US EPA http://es.epa.gov/ncer/childrenscenters/events.html	0
■ 355.	Related Links Endocrine Disruptors Research Science Topics NCER ORD US EPA http://es.epa.gov/ncer/science/endocrine/relatedlinks.html	0
■ 356.	Implications of Tropospheric Air Pollution for Surface UV Exposures Funding Opportunities NCER ORD US EPA http://es.epa.gov/ncer/rfa/2005/2005_tropospheric_air_pollution.html	0
■ 357.	2003 News and Events Archive Archives Calendar of Events NCER ORD US EPA http://es.epa.gov/ncer/events/news/2003/	0
■ 358.	Other Sustainability Resources P3 NCER ORD US EPA http://es.epa.gov/ncer/p3/other/	0
■ 359.	2002 GRO Undergraduate Fellows Fellowships NCER ORD US EPA http://es.epa.gov/ncer/fellow/recipients/mai_fellow_02_under.htm	0
■ 360.	2005 News and Events Archive Archives Calendar of Events NCER ORD US EPA http://es.epa.gov/ncer/events/news/2005/	0

	Pages	Average Time to Serve (ms)
■ 361.	Solicitations Endocrine Disruptors Research Science Topics NCER ORD US EPA http://es.epa.gov/ncer/science/endocrine/solicitations.html	0
■ 362.	Fall 2007 EPA Greater Research Opportunities (GRO) Fellowships for Graduate Environmental Study Archive Funding Opportunities NCER ORD US EPA http://es.epa.gov/ncer/rfa/2007/2007_star_gro_grad.html	0
■ 363.	Environmental Tools of the Future, Today: Nanotechnology 2003 News and Events Archive Archives Calendar of Events NCER ORD US EPA http://es.epa.gov/ncer/events/news/2003/01_15_03a.html	0
■ 364.	EPA: ORD: NCER: Other Programs: Archive http://es.epa.gov/ncer/other/archive/	0
■ 365.	2007 News and Events Archive Archives Calendar of Events NCER ORD US EPA http://es.epa.gov/ncer/events/news/2007/	0
■ 366.	SU833562 2008 Project Descriptions P3 NCER ORD US EPA http://es.epa.gov/ncer/p3/project_websites/2008/su833562.html	0
■ 367.	STAR Program Handouts Publications & Proceedings NCER ORD US EPA http://es.epa.gov/ncer/publications/handouts/	0
■ 368.	2001 MAI Graduate Fellowships Fellowships NCER ORD US EPA http://es.epa.gov/ncer/fellow/recipients/mai_fellow02.html	0
■ 369.	2006 News and Events Archive Archives Calendar of Events NCER ORD US EPA http://es.epa.gov/ncer/events/news/2006/	0
■ 370.	Environmental Statistics Research: Novel Analyses of Human Exposure Related Data 2003 Grant Archives Archive Funding Opportunities NCER ORD US EPA http://es.epa.gov/ncer/rfa/current/2003_enviro_stat.html	0

	Pages	Average Time to Serve (ms)
■ 371.	Application of Biomarkers to Environmental Health and Risk Assessment 2004 Grant Archives Archive Funding Opportunities NCER ORD US EPA http://es.epa.gov/ncer/rfa/2004/2004_biomarkers.html	0
■ 372.	Frequent Questions Conference Resources Forum Fellowships NCER ORD US EPA http://es.epa.gov/ncer/fellow/forum/conference/08/may19/faq.html	0
■ 373.	Creative Designs to Reduce Human Impact on Environment Unveiled in Washington NCER ORD US EPA http://es.epa.gov/ncer/events/news/2008/04_23_08c_feature.html	0
■ 374.	2002 News and Events Archive Archives Calendar of Events NCER ORD US EPA http://es.epa.gov/ncer/events/news/2002/	0
■ 375.	EPA: ORD: NCER: Publications & Proceedings http://es.epa.gov/ncer/publications/science_forum/	0
■ 376.	2003 GRO Undergraduate Fellows Fellowships NCER ORD US EPA http://es.epa.gov/ncer/fellow/recipients/mai_fellow_03_under.htm	0
■ 377.	Computational Toxicology: Environmental Bioinformatics Research Center 2004 Grant Archives Archive Funding Opportunities NCER ORD US EPA http://es.epa.gov/ncer/rfa/2004/2004_comp_tox.html	0
■ 378.	Research Results Endocrine Disruptors Research Science Topics NCER ORD US EPA http://es.epa.gov/ncer/science/endocrine/highlights.html	0
■ 379.	Consequences of Global Change for Air Quality Progress Review Global Change Science Topics NCER ORD US EPA http://es.epa.gov/ncer/science/globalclimate/02_22_07_event.html	0
■ 380.	Corporate Environmental Behavior: Examining the Effectiveness of Government Interventions and Voluntary Initiatives 2002 Grant Archives Archive Funding Opportunities NCER ORD US EPA http://es.epa.gov/ncer/rfa/archive/grants/02/02corpbehav.html	0

	Pages	Average Time to Serve (ms)
381.	http://es.epa.gov/ncer/events/news/2004/09_30_04_feature.html	0
382.	Development and Evaluation of Innovative Approaches for the Quantitative Assessment of Pathogens and Cyanobacteria and Their Toxins in Drinking Water Funding Opportunities NCER US EPA http://es.epa.gov/ncer/rfa/2007/2007_star_drinkingwater.html	0
383.	Solicitations Particulate Matter Science Topics NCER ORD US EPA http://es.epa.gov/ncer/science/pm/solicitations.html	0
384.	2001 GRO (formerly MAI) Undergraduate Fellows Fellowships NCER ORD US EPA http://es.epa.gov/ncer/fellow/recipients/mai_fellow_01_under.html	0
385.	P3 Newsroom Archive 2006 Newsroom P3 NCER ORD US EPA http://es.epa.gov/ncer/p3/press/	0
386.	EPA: NCER: Publications: Meetings Has Moved - 404 http://es.epa.gov/ncer/publications/meetings/	0
387.	2008 P3 Competitors Photo Gallery P3 NCER ORD US EPA http://es.epa.gov/ncer/p3/event_2008/event_photos/teams/2008_competitors.html	0
388.	Important Alert: Facts About Southwest Detroit Projects Currently Under Discussion Children's Environmental Health Research Centers US EPA http://es.epa.gov/ncer/childrenscenters/southwestdetroit.html	0
389.	Announcements and Discussion Area Information for P3 Teams P3 NCER ORD US EPA http://es.epa.gov/ncer/p3/event_2008/08_announcements.html	0
390.	Site Map Children's Environmental Health Research Centers US EPA http://es.epa.gov/ncer/childrenscenters/sitemap.html	0
391.	CONTINUOUS MEASUREMENT METHODS FOR PARTICULATE MATTER COMPOSITION Funding Opportunities NCER ORD US EPA http://es.epa.gov/ncer/rfa/2005/2005_cont_meas_methods_pm.html	0
392.	EPA: ORD: NCER: Publications: SBIR http://es.epa.gov/ncer/publications/sbir/	0

	Pages	Average Time to Serve (ms)
■ 393.	Special SBIR Phase I Solicitation - Pollution Prevention Archive Funding Opportunities NCER ORD US EPA http://es.epa.gov/ncer/rfa/2004/2004_sbir_phase1_poll-prev.html	0
■ 394.	Treatment Technologies for Arsenic Removal for Small Drinking Water Systems 2004 Grant Archives Archive Funding Opportunities NCER ORD US EPA http://es.epa.gov/ncer/rfa/current/2004_arsenic.html	0
■ 395.	Nanotechnology for Water Purification and Waste Treatment Lectures Nanotechnology NCER ORD US EPA http://es.epa.gov/ncer/nano/lectures/071805_lecture.html	0
■ 396.	Development of Watershed Classification Systems for Diagnosis of Biological Impairment in Watersheds and Their Receiving Water Bodies 2003 Grant Archives Archive Funding Opportunities NCER ORD US EPA http://es.epa.gov/ncer/rfa/current/2003wshedclass.html	0
■ 397.	Sensors Research Projects Nanotechnology NCER ORD US EPA http://es.epa.gov/ncer/nano/research/nano_sensors.html	0
■ 398.	Fate and Transport Research Projects Nanotechnology NCER ORD US EPA http://es.epa.gov/ncer/nano/research/nano_fate_and_transport.html	0
■ 399.	Corporate Environmental Behavior: Examining the Effectiveness of Government Interventions and Voluntary Initiatives 2001 Grant Archives Archive Funding Opportunities NCER ORD US EPA http://es.epa.gov/ncer/rfa/archive/grants/01/corpor01.html	0
■ 400.	Exposures and Outcomes: Research Leading to Interventions Children's Environmental Health Research Centers US EPA http://es.epa.gov/ncer/childrenscenters/exposuremap.html	0
■ 401.	Special SBIR Phase I Solicitation 2003 SBIR Archives Archive Funding Opportunities NCER ORD US EPA http://es.epa.gov/ncer/rfa/current/sbir_phaseI_air.html	0

	Pages	Average Time to Serve (ms)
402.	University of Iowa Children's Environmental Airway Disease Center (1998-2004) Children's Environmental Health Research Centers US EPA http://es.epa.gov/ncer/childrenscenters/iowa.html	0
403.	Hotel Information Conference Resources Forum Fellowships NCER ORD US EPA http://es.epa.gov/ncer/fellow/forum/conference/08/may19/hotelinfo.html	0
404.	Judges P3 NCER ORD US EPA http://es.epa.gov/ncer/p3/judges.html	0
405.	EXPOSURE MEASUREMENT TOOLS FOR ENDOCRINE DISRUPTING CHEMICALS IN MIXTURES Funding Opportunities NCER ORD US EPA http://es.epa.gov/ncer/rfa/2005/2005_exp_meas_tools.html	0
406.	DHS-EPA Cooperative Center of Excellence on the Methods and Science to Conduct Microbial Risk Assessment in Support of Homeland Security Objectives 2004 Grant Archives Archive Funding Opportunities NCER ORD US EPA http://es.epa.gov/ncer/rfa/2004/2004_microbial_risk.html	0
407.	Technology for a Sustainable Environment 2001 Grant Archives Archive Funding Opportunities NCER ORD US EPA http://es.epa.gov/ncer/rfa/archive/grants/01/tse01.html	0
408.	 Funding Opportunities NCER ORD US EPA http://es.epa.gov/ncer/rfa/postdoc.html	0
409.	Agenda Endocrine Disruptors in the Environment: A U.S.EPA Science to Achieve Results (STAR) Progress Review Calendar of Events NCER ORD US EPA http://es.epa.gov/ncer/events/calendar/2008/nov16/agenda.html	0
410.	EPA Knows More about Children's Environmental Health Than Ever NCER ORD US EPA http://es.epa.gov/ncer/events/news/2008/03_03_08_topstory.html	0
411.	SU833528 2008 Project Descriptions P3 NCER ORD US EPA http://es.epa.gov/ncer/p3/project_websites/2008/su833528.html	0

	Pages	Average Time to Serve (ms)
412.	Recipients and their Research Projects Particulate Matter Science Topics NCER ORD US EPA http://es.epa.gov/ncer/science/pm/recipients.html	0
413.	http://es.epa.gov/ncer/sbir/07phase2/	0
414.	Solicitations Economics and Decision Sciences Science Topics NCER ORD US EPA http://es.epa.gov/ncer/science/economics/economics.html	0
415.	STAR Biomarkers Summary Report 2007 News and Events Archive Archives Events NCER ORD US EPA http://es.epa.gov/ncer/events/news/2007/02_09_07_feature.html	0
416.	Bringing Clean Drinking Water to India 2007 News and Events Archive Archives Calendar of Events NCER ORD US EPA http://es.epa.gov/ncer/events/news/2007/05_04_07_people.html	0
417.	SU833522 2008 Project Descriptions P3 NCER ORD US EPA http://es.epa.gov/ncer/p3/project_websites/2008/su833522.html	0
418.	SU833549 2008 Project Descriptions P3 NCER ORD US EPA http://es.epa.gov/ncer/p3/project_websites/2008/su833549.html	0
419.	News: University of Cincinnati Children & Center Finds Exposure to http://es.epa.gov/ncer/childrenscenters/news_stories/ucin_100506.html	0
420.	2004 Grant Archives Archive Funding Opportunities NCER ORD US EPA http://es.epa.gov/ncer/rfa/archive/grants/04/	0
421.	EPA: ORD: NCER: Small Business Innovation Research http://es.epa.gov/ncer/rfa/archive/sbir/	0
422.	Forms National Sustainable Design Expo P3 NCER ORD US EPA http://es.epa.gov/ncer/p3/expo/forms.html	0
423.	Valuation for Environmental Policy Funding Opportunities NCER ORD US EPA http://es.epa.gov/ncer/rfa/2005/2005_vep.html	0

	Pages	Average Time to Serve (ms)
■ 424.	Greater Research Opportunities: Persistent, Bioaccumulative Chemicals 2004 Grant Archives Archive Funding Opportunities NCER ORD US EPA http://es.epa.gov/ncer/rfa/2004/2004_gro_bioaccum.html	0
■ 425.	Sources, Composition, and Health Effects of Coarse Particulate Matter Funding Opportunities NCER US EPA http://es.epa.gov/ncer/rfa/2006/2006_star_coarse_pm.html	0
■ 426.	Factsheets/Other Pubs Drinking Water Science Topics NCER ORD US EPA http://es.epa.gov/ncer/science/drinkingwater/factsheet.html	0
■ 427.	2001 Environmental Research Grant Announcements Archive Funding Opportunities NCER ORD US EPA http://es.epa.gov/ncer/rfa/archive/grants/01/	0
■ 428.	Fire, Climate, and Air Quality 2004 Grant Archives Archive Funding Opportunities NCER ORD US EPA http://es.epa.gov/ncer/rfa/2004/2004_fire_climate.html	0
■ 429.	Abstract Guidelines Forum Fellowships NCER ORD US EPA http://es.epa.gov/ncer/fellow/forum/abstractguide.html	0
■ 430.	DEVELOPMENT AND EVALUATION OF INNOVATIVE APPROACHES FOR THE QUANTITATIVE ASSESSMENT OF PATHOGENS IN DRINKING WATER Funding Opportunities NCER ORD US EPA http://es.epa.gov/ncer/rfa/2005/2005_pathogens_drinking_water.html	0
■ 431.	Greater Research Opportunities: Environmentally Benign Manufacturing and Processing Funding Opportunities NCER ORD US EPA http://es.epa.gov/ncer/rfa/2006/2006_gro_sollicitation.html	0
■ 432.	Centers for Children's Environmental Health and Disease Prevention Research 2003 Grant Archives Archive Funding Opportunities NCER ORD US EPA http://es.epa.gov/ncer/rfa/current/2003_child_health.html	0

	Pages	Average Time to Serve (ms)
■ 433.	Market Mechanisms and Incentives: Case Studies and Experimental Testbeds for New Environmental Trading Programs Funding Opportunities NCER US EPA http://es.epa.gov/ncer/rfa/2006/2006_star_mmi.html	0
■ 434.	2006 Award Ceremony Agenda 2006 Newsroom P3 NCER ORD US EPA http://es.epa.gov/ncer/p3/press/awardagenda06.html	0
■ 435.	Treatment Research Projects Nanotechnology NCER ORD US EPA http://es.epa.gov/ncer/nano/research/nano_treatment.html	0
■ 436.	Cardiovascular Disease Research Publications & Proceedings NCER ORD US EPA http://es.epa.gov/ncer/publications/cardiovascular/	0
■ 437.	PCBs Children's Environmental Health Research Centers US EPA http://es.epa.gov/ncer/childrenscenters/pcb.html	0
■ 438.	Developing Regional-Scale Stressor-Response Models for Use in Environmental Decision-Making 2002 Grant Archives Archive Funding Opportunities NCER ORD US EPA http://es.epa.gov/ncer/rfa/archive/grants/02/02regstressor.html	0
■ 439.	SU833521 2008 Project Descriptions P3 NCER ORD US EPA http://es.epa.gov/ncer/p3/project_websites/2008/su833521.html	0
■ 440.	Interpretation of Biomarkers Using Physiologically Based Pharmacokinetic Modeling 2007 Grant Archives Archive Funding Opportunities NCER US EPA http://es.epa.gov/ncer/rfa/2007/2007_star_biomarkers.html	0
■ 441.	News: University of Cincinnati Children & Environmental Health Center Finds Exposure to PCBs http://es.epa.gov/ncer/childrenscenters/news_stories/ucdavisPCBs0507.html	0
■ 442.	SU833530 2008 Project Descriptions P3 NCER ORD US EPA http://es.epa.gov/ncer/p3/project_websites/2008/su833530.html	0

	Pages	Average Time to Serve (ms)
443.	Overview &#8212; Center Locations Children's Environmental Health Research Centers US EPA http://es.epa.gov/ncer/childrenscenters/locations.html	0
444.	NCER Factsheets/Publications Global Change Science Topics NCER ORD US EPA http://es.epa.gov/ncer/science/globalclimate/factsheet.html	0
445.	Nanotechnology: The Big News is Small 2008 News and Events Archive Archives NCER ORD US EPA http://es.epa.gov/ncer/events/news/2008/01_28_08_feature.html	0
446.	Monitoring Results Synopsis Particulate Matter Science Topics NCER ORD US EPA http://es.epa.gov/ncer/science/pm/results4.html	0
447.	SU833539 2008 Project Descriptions P3 NCER ORD US EPA http://es.epa.gov/ncer/p3/project_websites/2008/su833539.html	0
448.	SU833544 2008 Project Descriptions P3 NCER ORD US EPA http://es.epa.gov/ncer/p3/project_websites/2008/su833544.html	0
449.	SU833543 2008 Project Descriptions P3 NCER ORD US EPA http://es.epa.gov/ncer/p3/project_websites/2008/su833543.html	0
450.	TSE Results Technology for a Sustainable Environment Science Topics NCER ORD US EPA http://es.epa.gov/ncer/science/tse/results.html	0
451.	SU833541 2008 Project Descriptions P3 NCER ORD US EPA http://es.epa.gov/ncer/p3/project_websites/2008/su833541.html	0
452.	Success Stories Technology for a Sustainable Environment Science Topics NCER ORD US EPA http://es.epa.gov/ncer/science/tse/success.html	0
453.	AAAS Research Programs Forum P3 NCER ORD US EPA http://es.epa.gov/ncer/p3/forum/aaas.html	0
454.	2007 STAA Award Photos STAA NCER ORD US EPA http://es.epa.gov/ncer/staa/award_photos.html	0

	Pages	Average Time to Serve (ms)
455.	Phase II - P3 Award Winners P3 NCER ORD US EPA http://es.epa.gov/ncer/p3/award_winners.html	0
456.	http://es.epa.gov/ncerqa/rfa/futures.html	0
457.	SU833529 2008 Project Descriptions P3 NCER ORD US EPA http://es.epa.gov/ncer/p3/project_websites/2008/su833529.html	0
458.	SU833561 2008 Project Descriptions P3 NCER ORD US EPA http://es.epa.gov/ncer/p3/project_websites/2008/su833561.html	0
459.	Environmental Protection Agency http://es.epa.gov/ncer/publications/regions/5/	0
460.	EPA#Venture Capital Community Summit: Exploring Programs to Commercialize Environmental Technology NCER US EPA http://es.epa.gov/ncer/venturecapital/	0
461.	Research Results Economics and Decision Sciences Science Topics NCER ORD US EPA http://es.epa.gov/ncer/science/economics/results2.html	0
462.	Knowing the Score Helps Students Save Energy P3 NCER ORD US EPA http://es.epa.gov/ncer/p3/success/oberlinfeature.html	0
463.	News: Duke University Children's Center Studying Environmentally Driven Disparities in Birth Outcomes is Newest Children's Center and the First Fully Funded by EPA CEHCs US EPA http://es.epa.gov/ncer/childrenscenters/news_stories/duke051507.html	0
464.	Other Related NCER Research Particulate Matter Science Topics NCER ORD US EPA http://es.epa.gov/ncer/science/pm/other.html	0
465.	Workshops and Conferences Economics and Decision Sciences Science Topics NCER ORD US EPA http://es.epa.gov/ncer/science/economics/results3.html	0
466.	Environmental Protection Agency http://es.epa.gov/ncer/rfa/archive/grants/01/mercury01.html	0

	Pages	Average Time to Serve (ms)
■ 467.	Valuation for Environmental Policy 2004 Grant Archives Archive Funding Opportunities NCER ORD US EPA http://es.epa.gov/ncer/rfa/2004/2004_valuation.html	0
■ 468.	Jeopardy! Quizzes America with Environmental Clues Newsroom Archive Newsroom P3 NCER ORD US EPA http://es.epa.gov/ncer/p3/press/05_07_07.html	0
■ 469.	Partnership Projects Economics and Decision Sciences Science Topics NCER ORD US EPA http://es.epa.gov/ncer/science/economics/external.html	0
■ 470.	Recipients and their Research Projects Drinking Water Science Topics NCER ORD US EPA http://es.epa.gov/ncer/science/drinkingwater/recipients.html	0
■ 471.	SU833560 2008 Project Descriptions P3 NCER ORD US EPA http://es.epa.gov/ncer/p3/project_websites/2008/su833560.html	0
■ 472.	Discussion Synthesis Collaborative Science and Technology Network for Sustainability (CNS) NCER ORD US EPA http://es.epa.gov/ncer/cns/themes.html	0
■ 473.	Research Results Drinking Water Science Topics NCER ORD US EPA http://es.epa.gov/ncer/science/drinkingwater/results.html	0
■ 474.	Implications-Exposure Research Projects Nanotechnology NCER ORD US EPA http://es.epa.gov/ncer/nano/research/nano_exposure.html	0
■ 475.	Epidemiologic Research on Health Effects of Long-Term Exposure to Ambient Particulate Matter and Other Air Pollutants 2003 Grant Archives Archive Funding Opportunities NCER ORD US EPA http://es.epa.gov/ncer/rfa/current/2003_pm_epi.html	0
■ 476.	Solicitations Drinking Water Science Topics NCER ORD US EPA http://es.epa.gov/ncer/science/drinkingwater/solicitations.html	0
■ 477.	Global Statement of Need Basic Information Biodiversity & Human Health NCER US EPA http://es.epa.gov/ncer/biodiversity/gsn.html	0

	Pages	Average Time to Serve (ms)
■ 478.	Technology for a Sustainable Environment 1998 Grant Archives Archive Funding Opportunities NCER ORD US EPA http://es.epa.gov/ncer/rfa/archive/grants/98/98tse.html	0
■ 479.	Employment Resources Forum Fellowships NCER ORD US EPA http://es.epa.gov/ncer/fellow/forum/employ.html	0
■ 480.	Resources P3 NCER ORD US EPA http://es.epa.gov/ncer/p3/resources.html	0
■ 481.	Science To Achieve Results* (STAR) Graduate Environmental Education Fellowships Announcement and Instructions for the 1997-1998 Academic Year Archive Funding Opportunities NCER ORD US EPA http://es.epa.gov/ncer/rfa/archive/fellow/felsol.html	0
■ 482.	http://es.epa.gov/ncer/science/globalclimate/research.html	0
■ 483.	Nanostructured Microemulsions as Alternative Solvents to VOCs in Cleaning Technologies and Vegetable Oil Extraction Presentations and Abstracts Nanotechnology and the Environment: Applications and Implications Progress Review Workshop III Meetings & Workshops Publications & Proceedings NCER ORD US EPA http://es.epa.gov/ncer/publications/meetings/10_26_05/abstracts/do.html	0
■ 484.	2008 Award Ceremony Photo Gallery P3 NCER ORD US EPA http://es.epa.gov/ncer/p3/event_2008/event_photos/awards/awards.html	0
■ 485.	2004 News and Events Archive Archives Calendar of Events NCER ORD US EPA http://es.epa.gov/ncer/events/news/2004/	0
■ 486.	Recipients and their Research Projects Economics and Decision Sciences Science Topics NCER ORD US EPA http://es.epa.gov/ncer/science/economics/recipients.html	0
■ 487.	Cleaning Windows: TiO2 for Visible-Light Photodegradation of Pollutant Lectures Nanotechnology NCER ORD US EPA http://es.epa.gov/ncer/nano/lectures/092605_lecture.html	0

	Pages	Average Time to Serve (ms)
■ 488.	Overview &#8212; Goals of the Program Children's Environmental Health Research Centers US EPA http://es.epa.gov/ncer/childrenscenters/goals.html	0
■ 489.	Workshops and Conferences Particulate Matter Science Topics NCER ORD US EPA http://es.epa.gov/ncer/science/pm/results3.html	0
■ 490.	Progress/Results by Grant Particulate Matter Science Topics NCER ORD US EPA http://es.epa.gov/ncer/science/pm/results2.html	0
■ 491.	Program Reviews and Evaluations Economics and Decision Sciences Science Topics NCER ORD US EPA http://es.epa.gov/ncer/science/economics/reviews.html	0
■ 492.	http://es.epa.gov/ncer/science/globalclimate/evaluations.html	0
■ 493.	EPA Awards \$40 Million in Grants to Study Health Effects of Particulate Matter 2005 News and Events Archive Archives Calendar of Events NCER ORD US EPA http://es.epa.gov/ncer/events/news/2005/11_17_05_feature.html	0
■ 494.	Joint Program on Phytoremediation 2001 Grant Archives Archive Funding Opportunities NCER ORD US EPA http://es.epa.gov/ncer/rfa/archive/grants/01/phytore00.html	0
■ 495.	Green Energy Research Projects Nanotechnology NCER ORD US EPA http://es.epa.gov/ncer/nano/research/nano_green_energy.html	0
■ 496.	News: EPA and NIEHS Award \$7.5M Grant to UC Davis for Renewed Autism Research Children's Environmental Health Research Centers US EPA http://es.epa.gov/ncer/childrenscenters/news_stories/ucdavis_080807.html	0
■ 497.	SU833513 2008 Project Descriptions P3 NCER ORD US EPA http://es.epa.gov/ncer/p3/project_websites/2008/su833513.html	0

	Pages	Average Time to Serve (ms)
■ 498.	2006 Environmental Research Grant Announcement Archives Archive Funding Opportunities NCER ORD US EPA http://es.epa.gov/ncer/rfa/archive/grants/06/	0
■ 499.	SU833551 2008 Project Descriptions P3 NCER ORD US EPA http://es.epa.gov/ncer/p3/project_websites/2008/su833551.html	0
■ 500.	Development of High-Throughput Screening Approaches for Prioritizing Chemicals for the Endocrine Disruptors Screening Program 2003 Grant Archives Archive Funding Opportunities NCER ORD US EPA http://es.epa.gov/ncer/rfa/archive/grants/03/current/2003high_throughput.html	0
	Subtotal for rows: 1 - 500	-
	Other	-
	Total	-

items 1-500 of 2000

Pages - Help Card



Column Definitions

Pages

Any displayed page. You can specify for each profile the types of files that qualify as a page. These settings can be changed by the WebTrends administrator.

Visits

Number of visits to this page. A visit is a series of actions that begins when a visitor views the first page from the server, and ends when the visitor leaves the site or remains idle beyond the idle-time limit. The default idle-time limit is thirty minutes. This time limit can be changed by the system administrator.

Views

Number of times this page was viewed by visitors.

Average Time Viewed

Average length of time the specified page was viewed. (The format is hh:mm:ss - hours:minutes:seconds.)

Average Time to Serve

Average amount of time (in milliseconds) it took to serve each document during the specified time interval. The time to serve spans from the time the server got a page request until it transmitted all the data.

Note: Zero values in this column probably indicates that your web server is not logging Time to Serve information.



Report Descriptions

Pages with good content and design are more likely to attract visitors and be revisited. Less popular pages on a site can be made more appealing by improving the content or incorporating design elements similar to that on the more important pages. Always remember that people are far more interested in content than in design, and average view times can help determine which content is most important to your visitors.

Content Groups

This report identifies the most popular groups of web site pages and how often they were visited.

Content Groups by Visits Trend

No data is available for this graph.

Content Groups by Visits

No data is available for this graph.

Content Groups

No data is available for this table.

Content Groups - Help Card



Column Definitions

Content Group

A defined group of web pages with specific things in common, such as the same types of products, services, or information.

Visits

Number of visits where the visitor viewed at least one page in the specified content group. A visit is a series of actions that begins when a visitor views their first page from the server, and ends when the visitor leaves the site or remains idle beyond the idle-time limit. The default idle-time limit is thirty minutes. This time limit can be changed by the system administrator.

Hits

Each file requested by a visitor registers as a hit. There can be several hits on each page. While the volume of hits reflects the amount of server traffic, it is not an accurate reflection of the number of pages viewed.



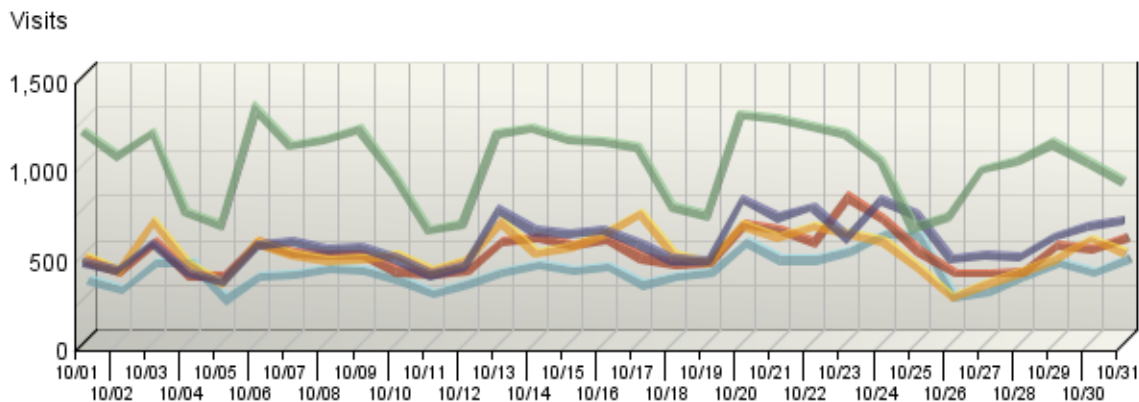
Report Descriptions

The information on this page can show you which content groups were most popular. This will reveal the reasons people visit your web site, and what is most interesting and least interesting to them.

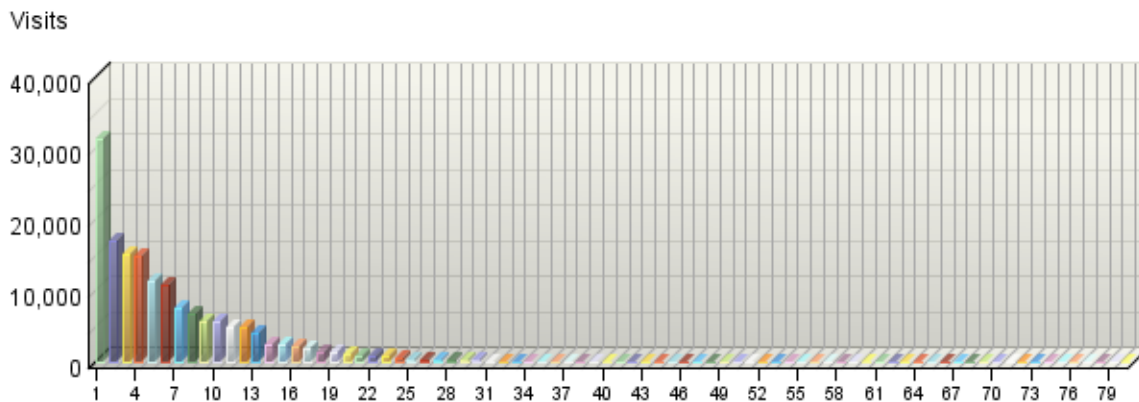
Directories

This report lists the most commonly accessed directories on your web site. This information can help determine the types of data most often requested.

Directories by Visits Trend



Directories by Visits



Directories

	Path To Directory	Visits	Hits	Kbytes Transferred
1.	http://es.epa.gov/ncer/rfa	31,257	64,220	3,944,342
2.	http://es.epa.gov/ncer/publications	17,066	79,546	33,876,565
3.	http://es.epa.gov/ncer/p3	15,080	52,725	1,213,456
4.	http://es.epa.gov/ncer/events	14,869	45,957	3,483,881

	Path To Directory	Visits	Hits	Kbytes Transferred
5.	http://es.epa.gov/ncer/childrenscenters	11,447	46,437	12,143,705
6.	http://es.epa.gov/ncer/fellow	10,763	24,808	1,892,695
7.	http://es.epa.gov/ncer/sbir	7,461	16,062	1,201,686
8.	http://es.epa.gov/ncer/	6,651	14,440	165,422
9.	http://es.epa.gov/ncer/nano	5,698	29,544	3,493,132
10.	http://es.epa.gov/ncer/science	5,647	15,158	1,416,698
11.	http://es.epa.gov/ncerqa	4,827	12,561	0
12.	http://es.epa.gov/ncerqa_abstracts	4,781	14,448	0
13.	http://es.epa.gov/ncer/index_files	3,938	4,421	123,098
14.	http://es.epa.gov/ncer/biodiversity	2,539	6,361	224,851
15.	http://es.epa.gov/ncer/grants	2,431	3,712	87,879
16.	http://es.epa.gov/ncer/guidance	2,087	3,412	76,569
17.	http://es.epa.gov/ncer/staa	1,955	4,547	106,167
18.	http://es.epa.gov/ncer/styles	1,414	1,776	2,925
19.	http://es.epa.gov/ncer/centers	1,284	2,407	103,857
20.	http://es.epa.gov/ncer/about	982	1,150	18,159
21.	http://es.epa.gov/ncer/cns	943	1,465	24,344
22.	http://es.epa.gov/ncer/results	874	1,470	23,772
23.	http://es.epa.gov/ncer/other	696	883	45,115
24.	http://es.epa.gov/ncer/listserv	570	1,881	33,454
25.	http://es.epa.gov/ncer/cbra	319	1,210	198,518
26.	http://es.epa.gov/ncer/08fellowships	310	527	112
27.	http://es.epa.gov/ncer/news	203	283	1,263
28.	http://es.epa.gov/cgi-bin	176	201	27
29.	http://es.epa.gov/ncer/08CEIN	164	269	84
30.	http://es.epa.gov/ncer/fellows	142	151	5,885
31.	http://es.epa.gov/ncer/07biodiversity	131	177	33
32.	http://es.epa.gov/ncer/early	125	179	454
33.	http://es.epa.gov/ncer/2008drinkingwater	114	231	2,895
34.	http://es.epa.gov/ncer/2007cns	113	146	41
35.	http://es.epa.gov/ncer/venturecapital	110	154	1,505
36.	http://es.epa.gov/ncer/images	93	136	1,079
37.	http://es.epa.gov/ncer/P3recipients	86	116	873
38.	http://es.epa.gov/ncer/progress	75	799	6,406
39.	http://es.epa.gov/ncer/mailing	65	88	19,035
40.	http://es.epa.gov/ncer/2005bioinformatics	53	58	485
41.	http://es.epa.gov/ncer/nano2005	53	81	596
42.	http://es.epa.gov/ncer/recipients	52	80	651
43.	http://es.epa.gov/stats	50	850	197,880
44.	http://es.epa.gov/ncer/drinkingwaterpathogens	50	50	30

	Path To Directory	Visits	Hits	Kbytes Transferred
45.	http://es.epa.gov/ncer/pm	49	87	10
46.	http://es.epa.gov/ncer/06fellowships	49	63	807
47.	http://es.epa.gov/ncer/decade_childrens_research	46	78	7
48.	http://es.epa.gov/ncerqa.sbir	42	42	0
49.	http://es.epa.gov/ncer/07biomarkers	35	58	22
50.	http://es.epa.gov/ncer_pubs	34	144	20,038
51.	http://es.epa.gov/ncer/06global	33	44	6
52.	http://es.epa.gov/ncer/07childrenscenters	28	45	16
53.	http://es.epa.gov/ncer_old	27	29	91
54.	http://es.epa.gov/ncer/final	24	418	6,476
55.	http://es.epa.gov/ncer/briefings	22	484	10,085
56.	http://es.epa.gov/ncer/05drinkingwater	22	22	314
57.	http://es.epa.gov/ncer/05childbiomarker	22	34	262
58.	http://es.epa.gov/ncer/pdf	20	21	191
59.	http://es.epa.gov/ncer/outcome_indicators	14	22	9
60.	http://es.epa.gov/ncerqal	13	13	0
61.	http://es.epa.gov/ncer/epscor	10	10	152
62.	http://es.epa.gov/ncer/08apms	10	49	891
63.	http://es.epa.gov/ncer_abstracts	6	22	225
64.	http://es.epa.gov/ncer/tse	5	10	82
65.	http://es.epa.gov/ncer/draftsurvey	4	5	145
66.	http://es.epa.gov/ncer/tsegrants	4	4	899
67.	http://es.epa.gov/ncerqa&lt	3	3	0
68.	http://es.epa.gov/ncer/library	3	6	0
69.	http://es.epa.gov/ncer/CDlabels	3	52	0
70.	http://es.epa.gov/ncer?qa	2	2	0
71.	http://es.epa.gov/	2	4	0
72.	http://es.epa.gov/ncerqa-abstracts	2	2	0
73.	http://es.epa.gov/ncerqa?qa	2	2	0
74.	http://es.epa.gov/ncerqaknowledgeers.htmltaff	1	1	0
75.	http://es.epa.gov/ncerqaelists.htmltmhtmt103.htmmlw	1	1	0
76.	http://es.epa.gov/ncer/08apm	1	1	50
77.	http://es.epa.gov/ncerqa.rfa	1	1	0
78.	http://es.epa.gov/ncer/cehc	1	2	1
79.	http://es.epa.gov/ncer/rfa;	1	1	27
80.	http://es.epa.gov/ncer/Fripp	1	2	1
Total		-	456,961	64,180,395

items 1-80 of 80

Directories - Help Card



Column Definitions

Path to Directory

The full URL path to the directory being analyzed.

Visits

Number of visits to pages within the specified directory. A visit is a series of actions that begins when a visitor views their first page from the server, and ends when the visitor leaves the site or remains idle beyond the idle-time limit. The default idle-time limit is thirty minutes. This time limit can be changed by the system administrator.

Hits

Each file requested by a visitor registers as a hit. There can be several hits on each page. While the volume of hits reflects the amount of server traffic, it is not an accurate reflection of the number of pages viewed.

Kbytes Transferred

Number of kilobytes of data transferred by the server from the specified directory to your visitors.



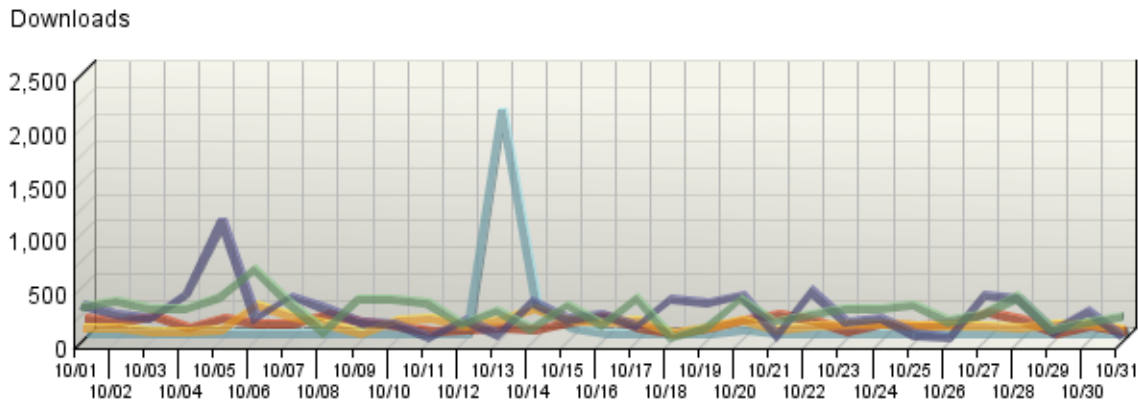
Report Descriptions

This report indicates the content visitors are most interested in. Use this information to determine which content areas to develop further, which areas to focus on less, and how you can arrange your content most effectively. If the table is sorted by kilobytes of data transferred, this page reveals what kind of data the server spends the most time transferring, and may suggest different ways to organize your data, or different ways to distribute the server load if you have more than one server.

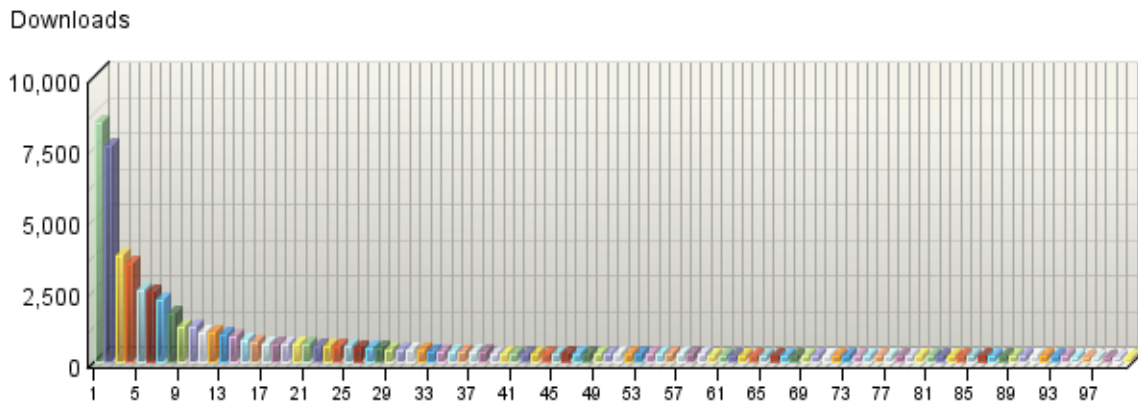
Downloaded Files

This report identifies the most popular files downloaded from your site.

Downloaded Files Trend



Downloaded Files



Downloaded Files

	Downloaded Files	Downloads	% Downloads	Visits
■ 1.	http://es.epa.gov/ncer/publications/statesci/bioengineering.pdf	8,362	6.58%	269
■ 2.	http://es.epa.gov/ncer/nano/publications/whitepaper12022005.pdf	7,586	5.97%	492
■ 3.	http://es.epa.gov/ncer/nano/lectures/zhang0705.pdf	3,745	2.95%	308

	Downloaded Files	Downloads	% Downloads	Visits
4.	http://es.epa.gov/ncer/nano/publications/nano_strategy_012408.pdf	3,441	2.71%	367
5.	http://es.epa.gov/ncer/publications/workshop/pdf/EE-0497-02.pdf	2,472	1.94%	211
6.	http://es.epa.gov/ncer/publications/workshop/pdf/10_26_05proceeding1.pdf	2,439	1.92%	153
7.	http://es.epa.gov/ncer/publications/workshop/nano_proceed.pdf	2,169	1.71%	250
8.	http://es.epa.gov/ncer/p3/success/michigan.pdf	1,662	1.31%	110
9.	http://es.epa.gov/ncer/publications/research_results_needs/combustionEmissionsReport.pdf	1,203	0.95%	98
10.	http://es.epa.gov/ncer/publications/nano/pdf/GaudianaKonarka_Overview_-_September_8,_2003.pdf	1,187	0.93%	44
11.	http://es.epa.gov/ncer/nano/publications/complete_nano_proceedings_011108.pdf	1,027	0.81%	82
12.	http://es.epa.gov/ncer/fellow/gro/gro_newsletter_issue1_08.pdf	1,012	0.80%	76
13.	http://es.epa.gov/ncer/publications/nano/pdf/Rama.pdf	969	0.76%	65
14.	http://es.epa.gov/ncer/rfa/2008/compilation_of_epa_ord_res_prog_descrip.pdf	846	0.67%	88
15.	http://es.epa.gov/ncer/biodiversity/pubs/tre_vol8_306.pdf	760	0.60%	180
16.	http://es.epa.gov/ncer/childrenscenters/presentations/10_10_07/07childrenworkshop.pdf	666	0.52%	37
17.	http://es.epa.gov/ncer/nano/lectures/merzbacher_05_02_05_presentation.pdf	641	0.50%	109
18.	http://es.epa.gov/ncer/publications/research_results_synthesis/ceh_report_508.pdf	639	0.50%	460
19.	http://es.epa.gov/ncer/publications/workshop/pdf/fnanoproc_092005.pdf	631	0.50%	68
20.	http://es.epa.gov/ncer/publications/handouts/conference_flyer2008.pdf	612	0.48%	129
21.	http://es.epa.gov/ncer/cbra/presentations/11_18_07/proceedings.pdf	605	0.48%	54
22.	http://es.epa.gov/ncer/nano/lectures/mcneil_030706.pdf	570	0.45%	130
23.	http://es.epa.gov/ncer/p3/expo/2008_P3_expo_programguide.pdf	531	0.42%	75
24.	http://es.epa.gov/ncer/rfa/forms/NCER_std_form_5-STAR_Grant_applications.pdf	529	0.42%	262
25.	http://es.epa.gov/ncer/science/tse/sos.pdf	510	0.40%	102

	Downloaded Files	Downloads	% Downloads	Visits
26.	http://es.epa.gov/ncer/publications/workshop/pdf/10_20_05_nanosummary.pdf	500	0.39%	130
27.	http://es.epa.gov/ncer/publications/overview/bioavailability_complete_book.pdf	455	0.36%	98
28.	http://es.epa.gov/ncer/publications/workshop/pdf/endocrine_disruptors.pdf	455	0.36%	77
29.	http://es.epa.gov/ncer/sbir/success/pdf/stories05.pdf	430	0.34%	64
30.	http://es.epa.gov/ncer/science/pm/pm.pdf	426	0.34%	10
31.	http://es.epa.gov/ncer/nano/lectures/shull_06_27_05_presentation.pdf	415	0.33%	61
32.	http://es.epa.gov/ncer/nano/publications/nanotechnology4-20-04.pdf	379	0.30%	98
33.	http://es.epa.gov/ncer/publications/regions/5/pdf/plewa7_14_2004.pdf	370	0.29%	53
34.	http://es.epa.gov/ncer/rfa/forms/p3abstract.pdf	365	0.29%	272
35.	http://es.epa.gov/ncer/publications/workshop/8-18-04/pdf/drzal_epa-star_08-17-04_(final).pdf	354	0.28%	62
36.	http://es.epa.gov/ncer/publications/workshop/pdf/10_20_05_dreher_kevin.pdf	347	0.27%	73
37.	http://es.epa.gov/ncer/publications/workshop/pdf/humanhealthproc.pdf	338	0.27%	46
38.	http://es.epa.gov/ncer/rfa/forms/keycontacts.pdf	314	0.25%	248
39.	http://es.epa.gov/ncer/rfa/forms/sf424-v2.0.pdf	303	0.24%	242
40.	http://es.epa.gov/ncer/publications/workshop/8-23-2005/Gressitt_0915_d3.pdf	303	0.24%	26
41.	http://es.epa.gov/ncer/science/endocrine/pdf/workshop06/holt.pdf	295	0.23%	15
42.	http://es.epa.gov/ncer/nano/lectures/maynard_06_13_05_presentation.pdf	290	0.23%	80
43.	http://es.epa.gov/ncer/rfa/forms/sf424_i.pdf	287	0.23%	258
44.	http://es.epa.gov/ncer/biodiversity/pubs/proc_vol237_2127.pdf	278	0.22%	92
45.	http://es.epa.gov/ncer/publications/nano/pdf/BaerEPA-Workshop--SmallParticleChemistry-final.pdf	276	0.22%	40
46.	http://es.epa.gov/ncer/publications/workshop/8-23-2005/Black_355_d1.pdf	276	0.22%	43
47.	http://es.epa.gov/ncer/rfa/forms/approved_budget_sheet.pdf	275	0.22%	239
48.	http://es.epa.gov/ncer/publications/workshop/pdf/eirkson_chicago82007.pdf	275	0.22%	54
49.	http://es.epa.gov/ncer/sbir/report.pdf	272	0.21%	203
50.	http://es.epa.gov/ncer/sbir/2008factsheet.pdf	266	0.21%	242

	Downloaded Files	Downloads	% Downloads	Visits
51.	http://es.epa.gov/ncer/publications/workshop/microorganisms_drinking_water_proceedings.pdf	263	0.21%	56
52.	http://es.epa.gov/ncer/publications/biomarkers/Biomarkers_report_2-5-07.pdf	259	0.20%	70
53.	http://es.epa.gov/ncer/nano/publications/8-18-04/fnanoproc_092005.pdf	258	0.20%	42
54.	http://es.epa.gov/ncer/science/tse/decade_innovation.pdf	257	0.20%	94
55.	http://es.epa.gov/ncer/P3/expo/p3publicbook041607.pdf	253	0.20%	78
56.	http://es.epa.gov/ncer/events/calendar/2007/nov8/proceedings.pdf	252	0.20%	20
57.	http://es.epa.gov/ncer/childrenscenters/pesticidewinter07.pdf	250	0.20%	109
58.	http://es.epa.gov/ncer/nano/lectures/teague_042505_presentation.pdf	245	0.19%	51
59.	http://es.epa.gov/ncer/events/calendar/2007/feb20_2/adams_presentation.pdf	239	0.19%	50
60.	http://es.epa.gov/ncer/publications/workshop/bynd_com_sess2.pdf	236	0.19%	71
61.	http://es.epa.gov/ncer/publications/workshop/pdf/fisher_umd82007.pdf	231	0.18%	43
62.	http://es.epa.gov/ncer/publications/research_results_synthesis/mercury_rpt_final.pdf	231	0.18%	70
63.	http://es.epa.gov/ncer/events/calendar/2008/apr08/kause_janell.pdf	228	0.18%	29
64.	http://es.epa.gov/ncer/publications/workshop/pdf/05_gido.pdf	226	0.18%	42
65.	http://es.epa.gov/ncer/rfa/forms/sf424i_instructions.pdf	223	0.18%	188
66.	http://es.epa.gov/ncer/publications/workshop/06_21_07/chow.pdf	219	0.17%	31
67.	http://es.epa.gov/ncer/events/calendar/2007/nov8/pulsipher.pdf	217	0.17%	22
68.	http://es.epa.gov/ncer/publications/workshop/pdf/EE-0492-03.pdf	216	0.17%	41
69.	http://es.epa.gov/ncer/science/endocrine/pdf/review/edcsubcommitteereport-finalversion.pdf	214	0.17%	56
70.	http://es.epa.gov/ncer/nano/relevant_meetings/NanotoxicologyMeeting2006.pdf	206	0.16%	63
71.	http://es.epa.gov/ncer/publications/workshop/pdf/snow_nebraska82007.pdf	205	0.16%	39
72.	http://es.epa.gov/ncer/events/calendar/2007/apr5/poster_ElliottB.pdf	204	0.16%	163

	Downloaded Files	Downloads	% Downloads	Visits
73.	http://es.epa.gov/ncer/publications/workshop/pdf/parry_water82007.pdf	203	0.16%	29
74.	http://es.epa.gov/ncer/publications/nano/pdf/sailor2003_EPA_sailor.pdf	198	0.16%	34
75.	http://es.epa.gov/ncer/events/calendar/2007/feb20_2/jacob_presentation.pdf	194	0.15%	46
76.	http://es.epa.gov/ncer/rfa/forms/epaf2006.pdf	193	0.15%	164
77.	http://es.epa.gov/ncer/events/calendar/2007/feb20_2/liang_presentation.pdf	190	0.15%	41
78.	http://es.epa.gov/ncer/publications/workshop/8-23-2005/Armstrong_150_d2.pdf	189	0.15%	22
79.	http://es.epa.gov/ncer/rfa/forms/sf424instructions.pdf	186	0.15%	166
80.	http://es.epa.gov/ncer/childrenscenters/outreach_docs/AN001164.pdf	181	0.14%	37
81.	http://es.epa.gov/ncer/publications/ncer/ncer_annualreport.pdf	180	0.14%	59
82.	http://es.epa.gov/ncer/publications/workshop/9-27-2004/pdf/devlin.pdf	180	0.14%	28
83.	http://es.epa.gov/ncer/childrenscenters/outreach_docs/Green_Bay_Area_Fishing_Advisory_English.pdf	179	0.14%	62
84.	http://es.epa.gov/ncer/publications/workshop/pdf/gluckman_region582007.pdf	179	0.14%	36
85.	http://es.epa.gov/ncer/childrenscenters/pesticidespring07.pdf	179	0.14%	75
86.	http://es.epa.gov/ncer/nano/factsheet/nano_factsheet.pdf	178	0.14%	135
87.	http://es.epa.gov/ncer/publications/nano/pdf/Zhang.pdf	178	0.14%	30
88.	http://es.epa.gov/ncer/nano/lectures/shah92605.pdf	175	0.14%	55
89.	http://es.epa.gov/ncer/publications/workshop/09_25_07/arbuckle_092507.pdf	172	0.14%	31
90.	http://es.epa.gov/ncer/science/pm/hei/DieselSpecialReport02.pdf	172	0.14%	30
91.	http://es.epa.gov/ncer/sbir/success/pdf/nanofibers.pdf	170	0.13%	158
92.	http://es.epa.gov/ncer/events/calendar/2007/nov8/lara.pdf	169	0.13%	28
93.	http://es.epa.gov/ncer/publications/workshop/pdf/hutchins_ord82007.pdf	169	0.13%	40
94.	http://es.epa.gov/ncer/nano/lectures/roco_04_18_05_presentation.pdf	169	0.13%	46
95.	http://es.epa.gov/ncer/fellow/posters/ppt/mchugh_2004_star.pdf	168	0.13%	63

	Downloaded Files	Downloads	% Downloads	Visits
96.	http://es.epa.gov/ncer/events/calendar/2008/jan22/lobdell.pdf	167	0.13%	28
97.	http://es.epa.gov/ncer/events/calendar/2008/apr08/sinclair_ryan.pdf	167	0.13%	32
98.	http://es.epa.gov/ncer/publications/workshop/8-23-2005/Daughton_0915_d1.pdf	162	0.13%	19
99.	http://es.epa.gov/ncer/publications/epa_center_reports/FinalDraft-A CEINC-NewIndicators.pdf	162	0.13%	72
100.	http://es.epa.gov/ncer/sbir/success/pdf/hydrogen.pdf	161	0.13%	153
101.	http://es.epa.gov/ncer/publications/workshop/09_25_07/farmer_092507.pdf	160	0.13%	41
102.	http://es.epa.gov/ncer/publications/handouts/ncer_flyer_2008.pdf	158	0.12%	85
103.	http://es.epa.gov/ncer/publications/science_forum/posters/pdf/2004_callard.pdf	158	0.12%	119
104.	http://es.epa.gov/ncer/publications/workshop/pdf/11_03_05_hargreaves.pdf	157	0.12%	25
105.	http://es.epa.gov/ncer/events/calendar/2007/apr5/poster_LiY.pdf	157	0.12%	128
106.	http://es.epa.gov/ncer/rfa/forms/approved_budget_sheet.doc	156	0.12%	148
107.	http://es.epa.gov/ncer/publications/workshop/8-18-04/pdf/larsen.pdf	156	0.12%	37
108.	http://es.epa.gov/ncer/nano/publications/nano_fed_reg_021308.pdf	155	0.12%	143
109.	http://es.epa.gov/ncer/nano/publications/2002_august_nano_star_workshop.pdf	155	0.12%	57
110.	http://es.epa.gov/ncer/science/endocrine/pdf/workshop06/swan.pdf	155	0.12%	21
111.	http://es.epa.gov/ncer/publications/workshop/globalaquaticeco_60806.pdf	151	0.12%	50
112.	http://es.epa.gov/ncer/publications/workshop/12_5_2006/integrating.pdf	151	0.12%	21
113.	http://es.epa.gov/ncer/publications/bibliometrics/fellows_bibliography.pdf	151	0.12%	70
114.	http://es.epa.gov/ncer/fellow/fellowforms.pdf	151	0.12%	76
115.	http://es.epa.gov/ncer/publications/workshop/8-18-04/pdf/wang.pdf	150	0.12%	35
116.	http://es.epa.gov/ncer/science/endocrine/pdf/workshop06/sepaniak.pdf	149	0.12%	5
117.	http://es.epa.gov/ncer/publications/workshop/10_26_05/b33westerhoff.pdf	149	0.12%	36
118.	http://es.epa.gov/ncer/publications/workshop/pdf/11_03_05_harwell.pdf	147	0.12%	32

	Downloaded Files	Downloads	% Downloads	Visits
119.	http://es.epa.gov/ncer/publications/factsheets/mesa_air.pdf	146	0.11%	77
120.	http://es.epa.gov/ncer/events/calendar/2008/apr08/dennis_sherri.pdf	146	0.11%	36
121.	http://es.epa.gov/ncer/publications/workshop/pdf/microproceedings061807.pdf	145	0.11%	19
122.	http://es.epa.gov/ncer/publications/regions/5/pdf/johnson7_14_2004.pdf	145	0.11%	33
123.	http://es.epa.gov/ncer/publications/workshop/12_5_2006/basin.pdf	139	0.11%	26
124.	http://es.epa.gov/ncer/science/endocrine/pdf/workshop06/lazorchak.pdf	139	0.11%	27
125.	http://es.epa.gov/ncer/fellow/posters/ppt/montie_2004_star.pdf	136	0.11%	106
126.	http://es.epa.gov/ncer/publications/workshop/pdf/10_20_05_tratnyet_paul.pdf	136	0.11%	39
127.	http://es.epa.gov/ncer/publications/workshop/pdf/10_20_05_gheorghiu_florin.pdf	135	0.11%	54
128.	http://es.epa.gov/ncer/sbir/success/pdf/novelliquid.pdf	133	0.10%	122
129.	http://es.epa.gov/ncer/events/calendar/2007/feb20_2/lamb_presentation.pdf	133	0.10%	38
130.	http://es.epa.gov/ncer/publications/workshop/8-18-04/pdf/EPA2004Goerge_Chumanov.pdf	132	0.10%	26
131.	http://es.epa.gov/ncer/events/calendar/2007/sep26/cadmus.pdf	132	0.10%	32
132.	http://es.epa.gov/ncer/publications/workshop/09_25_07/sepa_iccai_092507.pdf	131	0.10%	36
133.	http://es.epa.gov/ncer/publications/starreport/starsix.pdf	131	0.10%	67
134.	http://es.epa.gov/ncer/publications/workshop/pdf/2003star_mercury_fate_transport_proceedings.pdf	131	0.10%	45
135.	http://es.epa.gov/ncer/p3/p3_factsheet.pdf	129	0.10%	126
136.	http://es.epa.gov/ncer/publications/workshop/9-28-2004/pdf/nel.pdf	128	0.10%	28
137.	http://es.epa.gov/ncer/publications/venturecapital/buildingbridges.pdf	128	0.10%	38
138.	http://es.epa.gov/ncer/rfa/2008/2008_sbir_phase1.pdf	128	0.10%	117
139.	http://es.epa.gov/ncer/publications/workshop/06_21_07/ziemann.pdf	127	0.10%	24
140.	http://es.epa.gov/ncer/publications/workshop/06_21_07/kleman.pdf	126	0.10%	37
141.	http://es.epa.gov/ncer/publications/workshop/8-23-2005/Glassmeyer_1025_d2.pdf	125	0.10%	22

	Downloaded Files	Downloads	% Downloads	Visits
142.	http://es.epa.gov/ncer/publications/starreport/starten.pdf	123	0.10%	112
143.	http://es.epa.gov/ncer/events/calendar/2007/feb20_2/zhang_presentation.pdf	123	0.10%	49
144.	http://es.epa.gov/ncer/publications/workshop/8-18-04/pdf/william_trogler.pdf	123	0.10%	28
145.	http://es.epa.gov/ncer/publications/workshop/9-27-2004/pdf/nel.pdf	122	0.10%	24
146.	http://es.epa.gov/ncer/publications/workshop/9-9-2003/pdf/philip_berger.pdf	121	0.10%	32
147.	http://es.epa.gov/ncer/publications/workshop/8-18-04/pdf/wan_y_shih_epa_grantee_meeting_8-18,21-2004_2.pdf	120	0.09%	27
148.	http://es.epa.gov/ncer/sbir/success/pdf/phytoremediation.pdf	118	0.09%	100
149.	http://es.epa.gov/ncer/publications/research_results_synthesis/ceh_es_22108.pdf	114	0.09%	98
150.	http://es.epa.gov/ncer/events/calendar/2007/feb20_2/kleeman_presentation.pdf	114	0.09%	39
151.	http://es.epa.gov/ncer/events/calendar/2007/apr5/presentation_waits.pdf	112	0.09%	37
152.	http://es.epa.gov/ncer/events/calendar/2008/apr08/murray_regan.pdf	112	0.09%	24
153.	http://es.epa.gov/ncer/publications/workshop/pdf/10_20_05_ruiz_nancy.pdf	112	0.09%	33
154.	http://es.epa.gov/ncer/publications/workshop/pdf/EE-0492-04.pdf	112	0.09%	35
155.	http://es.epa.gov/ncer/events/calendar/2007/apr5/presentation_graham.pdf	112	0.09%	36
156.	http://es.epa.gov/ncer/nano/lectures/moore_06_06_05_presentation.pdf	111	0.09%	54
157.	http://es.epa.gov/ncer/p3/expo/eateriesparking.pdf	110	0.09%	98
158.	http://es.epa.gov/ncer/science/pm/2008sab/southern_cal_progress_report.pdf	109	0.09%	30
159.	http://es.epa.gov/ncer/nano/lectures/internationalstandards.pdf	109	0.09%	80
160.	http://es.epa.gov/ncer/sbir/success/pdf/recovery.pdf	109	0.09%	104
161.	http://es.epa.gov/ncer/rfa/2008/2008_sbir_phase1.doc	108	0.08%	99
162.	http://es.epa.gov/ncer/publications/workshop/nsf_epa.pdf	108	0.08%	54
163.	http://es.epa.gov/ncer/publications/workshop/09_25_07/knudsen_092507.pdf	108	0.08%	31
164.	http://es.epa.gov/ncer/publications/nano/pdf/Hwang.pdf	107	0.08%	25

	Downloaded Files	Downloads	% Downloads	Visits
165.	http://es.epa.gov/ncer/publications/workshop/09_25_07/rappaport_092507.pdf	106	0.08%	33
166.	http://es.epa.gov/ncer/publications/workshop/8-23-2005/OConnor_0825_d3.pdf	106	0.08%	29
167.	http://es.epa.gov/ncer/sbir/success/pdf/electrochemical.pdf	105	0.08%	96
168.	http://es.epa.gov/ncer/sbir/success/pdf/vehicle.pdf	105	0.08%	95
169.	http://es.epa.gov/ncer/sbir/rtp_sbir_meeting.pdf	104	0.08%	38
170.	http://es.epa.gov/ncer/fellow/posters/ppt/mcginnis_2004_star.pdf	104	0.08%	43
171.	http://es.epa.gov/ncer/publications/workshop/8-23-2005/Buzby_300_d2.pdf	103	0.08%	20
172.	http://es.epa.gov/ncer/biodiversity/pubs/ppg_vol29_239.pdf	102	0.08%	96
173.	http://es.epa.gov/ncer/publications/nano/pdf/epa.pdf	101	0.08%	34
174.	http://es.epa.gov/ncer/science/pm/2008sab/harvard_progress_report.pdf	101	0.08%	28
175.	http://es.epa.gov/ncer/publications/workshop/pdf/10_20_05_kargbo_david.pdf	101	0.08%	38
176.	http://es.epa.gov/ncer/publications/workshop/pdf/11_03_05_novotny.pdf	100	0.08%	26
177.	http://es.epa.gov/ncer/events/calendar/2007/nov8/vizzini.pdf	100	0.08%	13
178.	http://es.epa.gov/ncer/events/calendar/2007/nov8/anderson.pdf	99	0.08%	20
179.	http://es.epa.gov/ncer/publications/workshop/pdf/shankar.pdf	98	0.08%	31
180.	http://es.epa.gov/ncer/publications/workshop/pdf/02_collins.pdf	98	0.08%	30
181.	http://es.epa.gov/ncer/events/calendar/2007/feb20_2/obrist_presentation.pdf	98	0.08%	39
182.	http://es.epa.gov/ncer/childrenscenters/full_text/34769.pdf	98	0.08%	58
183.	http://es.epa.gov/ncer/publications/nano/pdf/lamNT-Tox-EPA-NSF-Talk-Breviated.pdf	97	0.08%	28
184.	http://es.epa.gov/ncer/events/calendar/2008/apr08/choi_chris.pdf	96	0.08%	21
185.	http://es.epa.gov/ncer/publications/workshop/pdf/sedlak_california82007.pdf	96	0.08%	37
186.	http://es.epa.gov/ncer/publications/workshop/06_21_07/tonnesen.pdf	95	0.07%	25
187.	http://es.epa.gov/ncer/publications/factsheets/mrguidefinal41006.pdf	95	0.07%	75

	Downloaded Files	Downloads	% Downloads	Visits
188.	http://es.epa.gov/ncer/sbir/success/pdf/handheld.pdf	94	0.07%	90
189.	http://es.epa.gov/ncer/childrenscenters/outreach_docs/AN001135.pdf	94	0.07%	88
190.	http://es.epa.gov/ncer/publications/workshop/8-23-2005/Eirkson_0915_d2.pdf	94	0.07%	17
191.	http://es.epa.gov/ncer/publications/workshop/pdf/EE-0497-01.pdf	93	0.07%	45
192.	http://es.epa.gov/ncer/publications/bibliometrics/air_toxics_top_10.pdf	93	0.07%	52
193.	http://es.epa.gov/ncer/publications/workshop/06_21_07/fraser.pdf	93	0.07%	38
194.	http://es.epa.gov/ncer/nano/factsheet/nanofactsheetjune07.pdf	93	0.07%	79
195.	http://es.epa.gov/ncer/childrenscenters/full_text/33386.pdf	93	0.07%	42
196.	http://es.epa.gov/ncer/publications/workshop/pdf/11_03_05_bridgham.pdf	93	0.07%	30
197.	http://es.epa.gov/ncer/sbir/success/pdf/replacement.pdf	92	0.07%	88
198.	http://es.epa.gov/ncer/events/calendar/2007/feb20_2/jacobson_presentation.pdf	92	0.07%	39
199.	http://es.epa.gov/ncer/publications/workshop/pdf/gerould_usgs82007.pdf	92	0.07%	32
200.	http://es.epa.gov/ncer/publications/workshop/09_25_07/schoeters_icca_092507.pdf	92	0.07%	33
201.	http://es.epa.gov/ncer/sbir/success/pdf/innovative.pdf	91	0.07%	82
202.	http://es.epa.gov/ncer/publications/workshop/pdf/10_26_04_valuation_session4.pdf	91	0.07%	17
203.	http://es.epa.gov/ncer/fellow/gro/epa_mai_survey_report_final.pdf	91	0.07%	88
204.	http://es.epa.gov/ncer/p3/forum/forms/nsde_waiver010408.pdf	91	0.07%	78
205.	http://es.epa.gov/ncer/events/calendar/2007/apr5/presentation_richards.pdf	91	0.07%	21
206.	http://es.epa.gov/ncer/publications/regions/5/pdf/farland7_14_2004.pdf	90	0.07%	38
207.	http://es.epa.gov/ncer/sbir/success/pdf/newcoating.pdf	90	0.07%	84
208.	http://es.epa.gov/ncer/publications/workshop/pdf/lee_purdue82007.pdf	90	0.07%	29
209.	http://es.epa.gov/ncer/publications/workshop/pdf/13_clements.pdf	89	0.07%	26
210.	http://es.epa.gov/ncer/events/calendar/2008/jan22/paerl.pdf	88	0.07%	18

	Downloaded Files	Downloads	% Downloads	Visits
211.	http://es.epa.gov/ncer/childrenscenters/presentations/10_10_07/wright.pdf	87	0.07%	21
212.	http://es.epa.gov/ncer/science/pm/2008sab/sanjoaquin_progress_report.pdf	87	0.07%	32
213.	http://es.epa.gov/ncer/publications/workshop/11-30-2005/Froines.pdf	87	0.07%	16
214.	http://es.epa.gov/ncer/publications/workshop/pdf/11_03_05_lamberson.pdf	86	0.07%	31
215.	http://es.epa.gov/ncer/publications/workshop/decisionmakingmeet0108.pdf	86	0.07%	23
216.	http://es.epa.gov/ncer/sbir/success/pdf/solid.pdf	86	0.07%	80
217.	http://es.epa.gov/ncer/publications/workshop/06_21_07/mazurek.pdf	85	0.07%	20
218.	http://es.epa.gov/ncer/sbir/success/pdf/environmentally.pdf	84	0.07%	74
219.	http://es.epa.gov/ncer/publications/workshop/06_21_07/fitz.pdf	84	0.07%	28
220.	http://es.epa.gov/ncer/staa/annual/2009/09staacalltr.pdf	84	0.07%	84
221.	http://es.epa.gov/ncer/p3/forum/forms/2008_final_instructions.pdf	84	0.07%	77
222.	http://es.epa.gov/ncer/guidance/qapp_guidance0507.pdf	84	0.07%	80
223.	http://es.epa.gov/ncer/fellow/posters/ppt/lafranchi_2004_star.pdf	84	0.07%	45
224.	http://es.epa.gov/ncer/publications/workshop/9-28-2004/pdf/bonham.pdf	83	0.07%	27
225.	http://es.epa.gov/ncer/events/calendar/2008/apr08/bennett_steve.pdf	83	0.07%	32
226.	http://es.epa.gov/ncer/publications/workshop/pdf/07_hilderbrand.pdf	83	0.07%	28
227.	http://es.epa.gov/ncer/rfa/forms/GG_LobbyingForm-V1.1.pdf	83	0.07%	80
228.	http://es.epa.gov/ncer/publications/workshop/12_5_2006/multi.pdf	83	0.07%	25
229.	http://es.epa.gov/ncer/publications/workshop/pdf/10_20_05_henn_keith.pdf	82	0.06%	37
230.	http://es.epa.gov/ncer/science/pm/2008sab/center_costa092908.pdf	82	0.06%	34
231.	http://es.epa.gov/ncer/publications/workshop/pdf/10_20_05_kovalick_walt_plenary.pdf	82	0.06%	31
232.	http://es.epa.gov/ncer/publications/workshop/11-30-2005/Rochester_PM_Center_Kickoff.pdf	81	0.06%	26
233.	http://es.epa.gov/ncer/events/calendar/2008/jan14/clark_paper.pdf	81	0.06%	25

	Downloaded Files	Downloads	% Downloads	Visits
234.	http://es.epa.gov/ncer/publications/workshop/09_25_07/gallagher_092507.pdf	81	0.06%	32
235.	http://es.epa.gov/ncer/publications/workshop/pdf/10_20_05_diallo_mamadou.pdf	81	0.06%	31
236.	http://es.epa.gov/ncer/publications/regions/5/pdf/an7_14_2004.pdf	80	0.06%	36
237.	http://es.epa.gov/ncer/sbir/program/report.pdf	80	0.06%	38
238.	http://es.epa.gov/ncer/publications/overview/1999_star_eco_indicators.pdf	80	0.06%	41
239.	http://es.epa.gov/ncer/publications/starreport/starseven.pdf	80	0.06%	54
240.	http://es.epa.gov/ncer/sbir/success/pdf/mercury.pdf	80	0.06%	77
241.	http://es.epa.gov/ncer/final/r827446fr.pdf	79	0.06%	3
242.	http://es.epa.gov/ncer/publications/nano/pdf/Latour Nano-Envir Wkshp.pdf	79	0.06%	24
243.	http://es.epa.gov/ncer/publications/workshop/pdf/2000-2001_aquatic_ecosystem.pdf	79	0.06%	39
244.	http://es.epa.gov/ncer/sbir/success/pdf/arsenic.pdf	79	0.06%	75
245.	http://es.epa.gov/ncer/events/calendar/2007/feb20_2/harley_presentation.pdf	79	0.06%	41
246.	http://es.epa.gov/ncer/p3/flyer2.pdf	79	0.06%	77
247.	http://es.epa.gov/ncer/fellow/posters/ppt/shanahan_2004_star.pdf	78	0.06%	56
248.	http://es.epa.gov/ncer/childrenscenters/outreach_docs/TheFishingLine_Vol1_No2_Illinois.pdf	78	0.06%	42
249.	http://es.epa.gov/ncer/publications/factsheets/camrafinal41006.pdf	78	0.06%	54
250.	http://es.epa.gov/ncer/p3/forum/forms/2008_final_instructions.doc	77	0.06%	77
251.	http://es.epa.gov/ncer/sbir/success/pdf/upflow.pdf	77	0.06%	74
252.	http://es.epa.gov/ncer/science/pm/2008sab/annualpm_center_meeting_agendas_2000_2007.pdf	77	0.06%	37
253.	http://es.epa.gov/ncer/publications/workshop/pdf/EE-0492-02.pdf	77	0.06%	32
254.	http://es.epa.gov/ncer/publications/overview/1997_star_waterwatershed_final.pdf	76	0.06%	49
255.	http://es.epa.gov/ncer/sbir/success/pdf/ultralow.pdf	76	0.06%	68
256.	http://es.epa.gov/ncer/publications/workshop/9-28-2004/pdf/kanagy.pdf	76	0.06%	22
257.	http://es.epa.gov/ncer/fellow/fellow_news_letter.pdf	76	0.06%	40

	Downloaded Files	Downloads	% Downloads	Visits
258.	http://es.epa.gov/ncer/publications/workshop/8-18-04/pdf/lavine.pdf	75	0.06%	23
259.	http://es.epa.gov/ncer/events/calendar/2008/may07/kroll_may0708.pdf	75	0.06%	19
260.	http://es.epa.gov/ncer/publications/workshop/8-18-04/pdf/karn-nanograntees-8-04.pdf	75	0.06%	25
261.	http://es.epa.gov/ncer/publications/search/waterbatch.pdf	75	0.06%	8
262.	http://es.epa.gov/ncer/events/calendar/2007/feb20_2/schauer_presentation.pdf	74	0.06%	40
263.	http://es.epa.gov/ncer/science/pm/2008sab/rochester_progress_report.pdf	74	0.06%	30
264.	http://es.epa.gov/ncer/publications/workshop/8-18-04/pdf/epa-winter.pdf	74	0.06%	26
265.	http://es.epa.gov/ncer/publications/workshop/pdf/EE-0484-10.pdf	73	0.06%	17
266.	http://es.epa.gov/ncer/publications/workshop/pdf/08_mcglynn.pdf	73	0.06%	18
267.	http://es.epa.gov/ncer/publications/starreport/starfour.pdf	73	0.06%	59
268.	http://es.epa.gov/ncer/publications/workshop/pdf/wang.pdf	73	0.06%	25
269.	http://es.epa.gov/ncer/publications/workshop/pdf/logan.pdf	72	0.06%	32
270.	http://es.epa.gov/ncer/publications/workshop/pdf/03_richardson.pdf	72	0.06%	23
271.	http://es.epa.gov/ncer/publications/workshop/pdf/ankley_chicago82007.pdf	72	0.06%	29
272.	http://es.epa.gov/ncer/publications/regions/5/pdf/pratt_7_14_2004.pdf	72	0.06%	29
273.	http://es.epa.gov/ncer/publications/terms/fdp_epa05.pdf	72	0.06%	68
274.	http://es.epa.gov/ncer/publications/workshop/06_21_07/milford.pdf	72	0.06%	24
275.	http://es.epa.gov/ncer/publications/starreport/starfive.pdf	72	0.06%	70
276.	http://es.epa.gov/ncer/events/calendar/2008/apr08/morse_stephen.pdf	72	0.06%	25
277.	http://es.epa.gov/ncer/publications/workshop/biodiversity_proceeding06.pdf	71	0.06%	70
278.	http://es.epa.gov/ncer/fellow/posters/ppt/anderson_2004_star.pdf	71	0.06%	59
279.	http://es.epa.gov/ncer/publications/workshop/pdf/EE-0497-04.pdf	71	0.06%	35
280.	http://es.epa.gov/ncer/publications/starreport/starnine.pdf	71	0.06%	54

	Downloaded Files	Downloads	% Downloads	Visits
281.	http://es.epa.gov/ncer/publications/workshop/pdf/rice_beltsville82007.pdf	71	0.06%	27
282.	http://es.epa.gov/ncer/events/calendar/2007/sep26/millennium.pdf	70	0.06%	16
283.	http://es.epa.gov/ncer/publications/workshop/pdf/10_20_05_gill_harch.pdf	70	0.06%	35
284.	http://es.epa.gov/ncer/p3/flyer1.pdf	70	0.06%	68
285.	http://es.epa.gov/ncer/events/calendar/2008/nov19/agenda.pdf	70	0.06%	66
286.	http://es.epa.gov/ncer/publications/workshop/8-23-2005/Smith_325_d2.pdf	70	0.06%	42
287.	http://es.epa.gov/ncer/publications/workshop/pdf/EE-0475-07.pdf	69	0.05%	17
288.	http://es.epa.gov/ncer/nano/publications/pm_publications.pdf	69	0.05%	34
289.	http://es.epa.gov/ncer/publications/overview/ecohab072406a.pdf	69	0.05%	47
290.	http://es.epa.gov/ncer/sbir/success/pdf/highspeed.pdf	69	0.05%	67
291.	http://es.epa.gov/ncer/publications/workshop/09_25_07/kingsley_092507.pdf	69	0.05%	35
292.	http://es.epa.gov/ncer/publications/workshop/10_18_2005/cns_smartgrowth.pdf	68	0.05%	12
293.	http://es.epa.gov/ncer/events/calendar/2008/may07/seinfeld_may0708.pdf	68	0.05%	16
294.	http://es.epa.gov/ncer/publications/terms/fdp405.pdf	68	0.05%	65
295.	http://es.epa.gov/ncer/sbir/success/pdf/highefficiency.pdf	68	0.05%	67
296.	http://es.epa.gov/ncer/staa/annual/2009/2009_nomination_form.pdf	67	0.05%	59
297.	http://es.epa.gov/ncer/events/news/2008/zarba.mp3	67	0.05%	39
298.	http://es.epa.gov/ncer/publications/staff/HSRC_rem.pdf	67	0.05%	67
299.	http://es.epa.gov/ncer/childrenscenters/outreach_docs/AN000337.pdf	67	0.05%	46
300.	http://es.epa.gov/ncer/publications/workshop/9-28-2004/pdf/frampton.pdf	66	0.05%	25
301.	http://es.epa.gov/ncer/publications/workshop/8-18-04/pdf/beaver-2.pdf	66	0.05%	22
302.	http://es.epa.gov/ncer/sbir/success/pdf/gasphase.pdf	66	0.05%	59
303.	http://es.epa.gov/ncer/publications/workshop/09_25_07/2007_biomonitoring_proceedings.pdf	66	0.05%	20

	Downloaded Files	Downloads	% Downloads	Visits
304.	http://es.epa.gov/ncer/publications/workshop/pdf/10_20_05_vance_david.pdf	66	0.05%	21
305.	http://es.epa.gov/ncer/publications/workshop/10_18_2005/d1goldberg.pdf	66	0.05%	12
306.	http://es.epa.gov/ncer/sbir/success/pdf/nanoparticle.pdf	65	0.05%	64
307.	http://es.epa.gov/ncer/publications/archive/csdoc.pdf	65	0.05%	32
308.	http://es.epa.gov/ncer/fellow/posters/ppt/howard_2004_star.pdf	65	0.05%	49
309.	http://es.epa.gov/ncer/events/calendar/2008/may07/ziemmann_may0708.pdf	64	0.05%	18
310.	http://es.epa.gov/ncer/childrenscenters/outreach_docs/AN000342.pdf	64	0.05%	59
311.	http://es.epa.gov/ncer/rfa/forms/424b.pdf	64	0.05%	62
312.	http://es.epa.gov/ncer/publications/workshop/pdf/workshop_abstracts_caf082007.pdf	64	0.05%	54
313.	http://es.epa.gov/ncer/publications/workshop/11-30-2005/pmcentersabstract.pdf	64	0.05%	20
314.	http://es.epa.gov/ncer/publications/bibliometrics/edc_bibliometric_2007_021308.pdf	63	0.05%	57
315.	http://es.epa.gov/ncer/publications/epa_center_reports/FinalOutput_EaGLENewTools2005.pdf	63	0.05%	58
316.	http://es.epa.gov/ncer/publications/workshop/11-30-2005/Samet_final_EPAmtg_12_1_05.pdf	63	0.05%	13
317.	http://es.epa.gov/ncer/publications/science_forum/posters/pdf/2004_smith.pdf	63	0.05%	60
318.	http://es.epa.gov/ncer/cbra/presentations/11_18_07/d1stubbs.pdf	63	0.05%	21
319.	http://es.epa.gov/ncer/guidance/multiple_pi_implementation_plan_final.pdf	63	0.05%	62
320.	http://es.epa.gov/ncer/publications/workshop/cisnetprw00.pdf	63	0.05%	33
321.	http://es.epa.gov/ncer/sbir/success/pdf/membrane.pdf	63	0.05%	62
322.	http://es.epa.gov/ncer/events/calendar/2008/may08/hannigan_may0808.pdf	63	0.05%	19
323.	http://es.epa.gov/ncer/events/news/2002/06_04_02_envwkshp.pdf	63	0.05%	47
324.	http://es.epa.gov/ncer/publications/workshop/cenr_2202007.pdf	63	0.05%	61
325.	http://es.epa.gov/ncer/publications/workshop/pdf/11_03_05_koonce.pdf	63	0.05%	25

	Downloaded Files	Downloads	% Downloads	Visits
326.	http://es.epa.gov/ncer/events/calendar/2007/feb20_2/hemming_presentation.pdf	63	0.05%	44
327.	http://es.epa.gov/ncer/childrenscenters/outreach_docs/Green_Bay_Area_Fishing_Advisory_Hmong.pdf	63	0.05%	34
328.	http://es.epa.gov/ncer/publications/nano/pdf/MartinAtmosphericNanoparticles.pdf	62	0.05%	13
329.	http://es.epa.gov/ncer/publications/workshop/8-18-04/pdf/tomson_8-20-04_2nd_time.pdf	62	0.05%	19
330.	http://es.epa.gov/ncer/sbir/success/pdf/enhanced.pdf	62	0.05%	55
331.	http://es.epa.gov/ncer/sbir/success/pdf/affordable.pdf	62	0.05%	57
332.	http://es.epa.gov/ncer/childrenscenters/outreach_docs/AN001099.pdf	62	0.05%	42
333.	http://es.epa.gov/ncer/science/endocrine/pdf/humanhealth/r825300_marcus_0415.pdf	61	0.05%	49
334.	http://es.epa.gov/ncer/events/calendar/2008/jan22/messer.pdf	61	0.05%	21
335.	http://es.epa.gov/ncer/staa/annual/2007/2007adminletter.pdf	61	0.05%	61
336.	http://es.epa.gov/ncer/publications/workshop/pdf/hargreaves.pdf	61	0.05%	25
337.	http://es.epa.gov/ncer/publications/workshop/pdf/hemming_wisconsin82007.pdf	60	0.05%	26
338.	http://es.epa.gov/ncer/guidance/g1star0607.pdf	60	0.05%	55
339.	http://es.epa.gov/ncer/publications/workshop/09_25_07/oostdam_icca_sess_092507.pdf	60	0.05%	33
340.	http://es.epa.gov/ncer/childrenscenters/outreach_docs/TheFishingLine_Vol1_No3_Illinois.pdf	60	0.05%	35
341.	http://es.epa.gov/ncer/p3/expo/agenda.pdf	60	0.05%	53
342.	http://es.epa.gov/ncer/events/calendar/2007/nov8/vcombe.pdf	60	0.05%	11
343.	http://es.epa.gov/ncer/cns/poster.pdf	59	0.05%	58
344.	http://es.epa.gov/ncer/publications/starreport/stareight.pdf	59	0.05%	54
345.	http://es.epa.gov/ncer/sbir/success/pdf/portable.pdf	59	0.05%	55
346.	http://es.epa.gov/ncer/publications/workshop/09_25_07/shono_092507.pdf	59	0.05%	34
347.	http://es.epa.gov/ncer/events/calendar/2008/oct07_2/etv_factsheet.pdf	59	0.05%	49
348.	http://es.epa.gov/ncer/publications/workshop/pdf/10_26_04_valuation_session1.pdf	59	0.05%	14

	Downloaded Files	Downloads	% Downloads	Visits
349.	http://es.epa.gov/ncer/publications/workshop/8-23-2005/Rubenstein_0850_d3.pdf	59	0.05%	15
350.	http://es.epa.gov/ncer/science/pm/2008sab/bibliographic_analysis_090908.pdf	59	0.05%	41
351.	http://es.epa.gov/ncer/sbir/success/pdf/measurement.pdf	58	0.05%	55
352.	http://es.epa.gov/ncer/publications/workshop/8-18-04/pdf/greg_wilson.pdf	58	0.05%	20
353.	http://es.epa.gov/ncer/publications/workshop/pdf/EE-0492-01.pdf	58	0.05%	35
354.	http://es.epa.gov/ncer/p3/press/highcountypress.pdf	58	0.05%	48
355.	http://es.epa.gov/ncer/childrenscenters/outreach_docs/AN001110.pdf	58	0.05%	42
356.	http://es.epa.gov/ncer/sbir/success/pdf/realtime.pdf	58	0.05%	51
357.	http://es.epa.gov/ncer/childrenscenters/full_text/33879.pdf	58	0.05%	15
358.	http://es.epa.gov/ncer/events/calendar/2006/may30/publicpartnano.pdf	57	0.04%	53
359.	http://es.epa.gov/ncer/rfa/2006/sbir_phase1.pdf	57	0.04%	19
360.	http://es.epa.gov/ncer/publications/workshop/pdf/10_osman.pdf	57	0.04%	27
361.	http://es.epa.gov/ncer/childrenscenters/outreach_docs/AN001294.pdf	57	0.04%	49
362.	http://es.epa.gov/ncer/science/pm/hei/Rean-ExecSumm.pdf	57	0.04%	19
363.	http://es.epa.gov/ncer/events/calendar/2008/dec02/agenda.pdf	57	0.04%	53
364.	http://es.epa.gov/ncer/rfa/forms/424b.doc	57	0.04%	56
365.	http://es.epa.gov/ncer/staa/annual/2009/2009_nomination_form.doc	57	0.04%	50
366.	http://es.epa.gov/ncer/publications/workshop/pdf/2004_endocrine_disruptors_proceedings1.pdf	57	0.04%	51
367.	http://es.epa.gov/ncer/nano/lectures/bergeson_05_09_05.pdf	57	0.04%	52
368.	http://es.epa.gov/ncer/p3/event_2008/08_program_tc.pdf	57	0.04%	57
369.	http://es.epa.gov/ncer/publications/workshop/09_25_07/alexander_092507.pdf	56	0.04%	28
370.	http://es.epa.gov/ncer/events/calendar/2007/feb20_2/russell_presentation.pdf	56	0.04%	30
371.	http://es.epa.gov/ncer/childrenscenters/outreach_docs/AN001383.pdf	56	0.04%	54

	Downloaded Files	Downloads	% Downloads	Visits
372.	http://es.epa.gov/ncer/sbir/success/pdf/arsenicremoval.pdf	56	0.04%	55
373.	http://es.epa.gov/ncer/publications/starreport/star11.pdf	56	0.04%	56
374.	http://es.epa.gov/ncer/science/endocrine/pdf/workshop06/martin.pdf	55	0.04%	11
375.	http://es.epa.gov/ncer/childrenscenters/full_text/healthed_vol31_491.pdf	55	0.04%	47
376.	http://es.epa.gov/ncer/publications/workshop/9-27-2004/pdf/godleski.pdf	55	0.04%	24
377.	http://es.epa.gov/ncer/sbir/success/pdf/sigmatec_success.pdf	55	0.04%	23
378.	http://es.epa.gov/ncer/childrenscenters/outreach_docs/AN001131.pdf	55	0.04%	53
379.	http://es.epa.gov/ncer/events/calendar/2007/feb20_2/scheraga_presentation.pdf	54	0.04%	37
380.	http://es.epa.gov/ncer/publications/workshop/pdf/2001_drinking_water.pdf	54	0.04%	24
381.	http://es.epa.gov/ncer/publications/nano/pdf/mrocoNNI_03-0915_ENVgrantees_Roco.pdf	54	0.04%	22
382.	http://es.epa.gov/ncer/cbra/presentations/11_18_07/d1herman.pdf	54	0.04%	23
383.	http://es.epa.gov/ncer/centers/airpm/sab/dosimetry_wrkshp.pdf	54	0.04%	53
384.	http://es.epa.gov/ncer/fellow/posters/ppt/amos_2004_star.pdf	54	0.04%	40
385.	http://es.epa.gov/ncer/childrenscenters/outreach_docs/AN000343.pdf	54	0.04%	49
386.	http://es.epa.gov/ncer/publications/sbir/report.pdf	54	0.04%	33
387.	http://es.epa.gov/ncer/fellow/posters/ppt/acton_2004_star.pdf	54	0.04%	38
388.	http://es.epa.gov/ncer/rfa/pdf/a98hexval.pdf	54	0.04%	38
389.	http://es.epa.gov/ncer/publications/starreport/startree.pdf	54	0.04%	54
390.	http://es.epa.gov/ncer/childrenscenters/outreach_docs/AN001172.pdf	53	0.04%	36
391.	http://es.epa.gov/ncer/fellow/conference/tracks.pdf	53	0.04%	50
392.	http://es.epa.gov/ncer/events/calendar/2007/feb20_2/mao_presentation.pdf	53	0.04%	34
393.	http://es.epa.gov/ncer/science/endocrine/pdf/wildlife/r827398_gardiner-030105-final.pdf	53	0.04%	47
394.	http://es.epa.gov/ncer/publications/factsheets/gleifinal05.pdf	53	0.04%	45
395.	http://es.epa.gov/ncer/events/calendar/2008/may07/turpin_may0708.pdf	53	0.04%	16

	Downloaded Files	Downloads	% Downloads	Visits
396.	http://es.epa.gov/ncer/events/calendar/2007/apr5/poster_KittrellJ.pdf	53	0.04%	46
397.	http://es.epa.gov/ncer/staa/annual/2008/2008_nomination_form.pdf	53	0.04%	47
398.	http://es.epa.gov/ncer/guidance/guidanceqmps0607.pdf	53	0.04%	53
399.	http://es.epa.gov/ncer/publications/workshop/8-23-2005/Davis_125_d2.pdf	53	0.04%	13
400.	http://es.epa.gov/ncer/publications/workshop/09_25_07/bearer_092507.pdf	53	0.04%	24
401.	http://es.epa.gov/ncer/publications/bibliometrics/wq_00-05_bibliometric_010506.pdf	53	0.04%	52
402.	http://es.epa.gov/ncer/events/calendar/2008/may07/shepson_may0708.pdf	53	0.04%	14
403.	http://es.epa.gov/ncer/p3/forum/forms/poster_instructions.pdf	53	0.04%	52
404.	http://es.epa.gov/ncer/events/calendar/2008/may07/kreidenweis_may0708.pdf	53	0.04%	21
405.	http://es.epa.gov/ncer/publications/starreport/starone.pdf	52	0.04%	52
406.	http://es.epa.gov/ncer/publications/workshop/pdf/11_03_05_howarth.pdf	52	0.04%	25
407.	http://es.epa.gov/ncer/sbir/success/pdf/niton_success.pdf	52	0.04%	25
408.	http://es.epa.gov/ncer/publications/workshop/06_21_07/park.pdf	52	0.04%	16
409.	http://es.epa.gov/ncer/publications/venturecapital/intraagencycoord.pdf	52	0.04%	30
410.	http://es.epa.gov/ncer/publications/science_forum/posters/pdf/2004_timchalk.pdf	52	0.04%	49
411.	http://es.epa.gov/ncer/childrenscenters/outreach_docs/AN001102.pdf	52	0.04%	43
412.	http://es.epa.gov/ncer/publications/workshop/humanhealth_riskmanagement_031308.pdf	52	0.04%	47
413.	http://es.epa.gov/ncer/childrenscenters/outreach_docs/AN001169.pdf	52	0.04%	32
414.	http://es.epa.gov/ncer/fellow/posters/ppt/grass_2004_star.pdf	52	0.04%	47
415.	http://es.epa.gov/ncer/publications/workshop/pdf/2002_decison_making_proceedings.pdf	52	0.04%	52
416.	http://es.epa.gov/ncer/publications/bibliometrics/p2_bibliometric_032905.pdf	52	0.04%	51
417.	http://es.epa.gov/ncer/fellow/pubs/dillonfrazier.pdf	51	0.04%	19
418.	http://es.epa.gov/ncer/publications/workshop/8-23-2005/Armbrust_1005_d1.pdf	51	0.04%	14

	Downloaded Files	Downloads	% Downloads	Visits
419.	http://es.epa.gov/ncer/childrenscenters/full_text/33546.pdf	51	0.04%	32
420.	http://es.epa.gov/ncer/publications/overview/1997_star_eco_indicators.pdf	51	0.04%	28
421.	http://es.epa.gov/ncer/publications/workshop/9-28-2004/pdf/wang.pdf	51	0.04%	22
422.	http://es.epa.gov/ncer/publications/bibliometrics/hh_risk_bibliometric_2007_021308.pdf	51	0.04%	45
423.	http://es.epa.gov/ncer/staa/annual/2009/09announcement.pdf	51	0.04%	50
424.	http://es.epa.gov/ncer/publications/starreport/startwo.pdf	51	0.04%	48
425.	http://es.epa.gov/ncer/events/calendar/2008/apr08/gutting_bradford.pdf	51	0.04%	20
426.	http://es.epa.gov/ncer/sbir/success/pdf/success_stories_old.pdf	51	0.04%	15
427.	http://es.epa.gov/ncer/sbir/success/pdf/sea_sweep_success.pdf	51	0.04%	22
428.	http://es.epa.gov/ncer/fellow/posters/ppt/criscione_2004_star.pdf	51	0.04%	50
429.	http://es.epa.gov/ncer/childrenscenters/full_text/34785.pdf	51	0.04%	27
430.	http://es.epa.gov/ncer/childrenscenters/outreach_docs/AN001173.pdf	51	0.04%	37
431.	http://es.epa.gov/ncer/fellow/posters/pdf/martin2_2004_star.pdf	50	0.04%	21
432.	http://es.epa.gov/ncer/publications/meetings/09_25_07/arbuckle_092507.pdf	50	0.04%	17
433.	http://es.epa.gov/ncer/publications/workshop/8-23-2005/finalsummary.pdf	50	0.04%	42
434.	http://es.epa.gov/ncer/publications/workshop/pdf/schoff.pdf	50	0.04%	26
435.	http://es.epa.gov/ncer/publications/workshop/pdf/EE-0497-05.pdf	50	0.04%	33
436.	http://es.epa.gov/ncer/cbra/presentations/11_18_07/d1ryan.pdf	50	0.04%	22
437.	http://es.epa.gov/ncer/childrenscenters/full_text/33463.pdf	50	0.04%	38
438.	http://es.epa.gov/ncer/publications/bibliometrics/remediation_bibliometric_2005_021308.pdf	50	0.04%	50
439.	http://es.epa.gov/ncer/publications/regions/5/pdf/reeves7_14_2004.pdf	50	0.04%	28
440.	http://es.epa.gov/ncer/fellow/posters/ppt/deangelis_2004_star.pdf	50	0.04%	36

	Downloaded Files	Downloads	% Downloads	Visits
441.	http://es.epa.gov/ncer/events/calendar/2007/feb20_2/costa_presentation.pdf	50	0.04%	35
442.	http://es.epa.gov/ncer/fellow/fellowships.pdf	50	0.04%	47
443.	http://es.epa.gov/ncer/publications/nano/pdf/tomsonNSF_91503.pdf	50	0.04%	21
444.	http://es.epa.gov/ncer/publications/workshop/pdf/2001_water_watersheds.pdf	49	0.04%	25
445.	http://es.epa.gov/ncer/publications/science_forum/posters/pdf/2004_sanseverino.pdf	49	0.04%	47
446.	http://es.epa.gov/ncer/publications/workshop/pdf/11_03_05_reckhow.pdf	49	0.04%	20
447.	http://es.epa.gov/ncer/publications/workshop/06_21_07/schauer.pdf	49	0.04%	29
448.	http://es.epa.gov/ncer/p3/expo/judgingschedule.pdf	49	0.04%	49
449.	http://es.epa.gov/ncer/publications/bibliometrics/fellowships95_96_1207.pdf	49	0.04%	48
450.	http://es.epa.gov/ncer/publications/nano/pdf/FeinNano.pdf	49	0.04%	15
451.	http://es.epa.gov/ncer/publications/workshop/pdf/11_03_05_whitlatch.pdf	49	0.04%	21
452.	http://es.epa.gov/ncer/childrenscenters/full_text/10890.pdf	49	0.04%	15
453.	http://es.epa.gov/ncer/publications/workshop/pdf/10_20_05_sedlak_david.pdf	48	0.04%	20
454.	http://es.epa.gov/ncer/fellow/posters/ppt/primbs_2004_star.pdf	48	0.04%	42
455.	http://es.epa.gov/ncer/fellow/posters/ppt/nason_2004_star.pdf	48	0.04%	43
456.	http://es.epa.gov/ncer/fellow/posters/ppt/crowley_2004_star.pdf	48	0.04%	32
457.	http://es.epa.gov/ncer/childrenscenters/outreach_docs/AN001108.pdf	48	0.04%	47
458.	http://es.epa.gov/ncer/sbir/success/pdf/surface_treatment_success.pdf	48	0.04%	25
459.	http://es.epa.gov/ncer/childrenscenters/full_text/34811.pdf	48	0.04%	20
460.	http://es.epa.gov/ncer/childrenscenters/outreach_docs/AN000335.pdf	48	0.04%	34
461.	http://es.epa.gov/ncer/nano/relevant_meetings/pollutionprevention92507.pdf	48	0.04%	48
462.	http://es.epa.gov/ncer/events/calendar/2007/feb20_2/sillman_presentation.pdf	48	0.04%	38
463.	http://es.epa.gov/ncer/science/endocrine/pdf/screening/r826133_welsh-final.pdf	48	0.04%	42

	Downloaded Files	Downloads	% Downloads	Visits
464.	http://es.epa.gov/ncer/p3/forms/2005p3forms.pdf	48	0.04%	11
465.	http://es.epa.gov/ncer/publications/workshop/8-18-04/pdf/lowry.pdf	48	0.04%	20
466.	http://es.epa.gov/ncer/events/calendar/2007/nov8/gregory.pdf	48	0.04%	13
467.	http://es.epa.gov/ncer/publications/workshop/9-27-2004/pdf/oberdorster.pdf	48	0.04%	19
468.	http://es.epa.gov/ncer/science/pm/2008sab/2004_star_grants_announcement.pdf	47	0.04%	41
469.	http://es.epa.gov/ncer/events/news/2005/lasat_jeq.pdf	47	0.04%	39
470.	http://es.epa.gov/ncer/publications/tribal/tribal_fact_sheet_final_4-16-04.pdf	47	0.04%	46
471.	http://es.epa.gov/ncer/publications/workshop/pdf/11_smayda.pdf	47	0.04%	27
472.	http://es.epa.gov/ncer/p3/p3_comp_draft_schedule_2005.pdf	47	0.04%	46
473.	http://es.epa.gov/ncer/childrenscenters/outreach_docs/AN000341.pdf	47	0.04%	43
474.	http://es.epa.gov/ncer/publications/bibliometrics/gc_bibliometric_2008_021308.pdf	47	0.04%	42
475.	http://es.epa.gov/ncer/science/endocrine/pdf/workshop06/andersonh.pdf	47	0.04%	14
476.	http://es.epa.gov/ncer/publications/science_forum/posters/pdf/asthma_morbidity.pdf	47	0.04%	45
477.	http://es.epa.gov/ncer/cbra/presentations/11_18_07/d1wright.pdf	47	0.04%	22
478.	http://es.epa.gov/ncer/science/drinkingwater/masten_r826829.pdf	47	0.04%	16
479.	http://es.epa.gov/ncer/publications/bibliometrics/dw_bibliometric_analysis_2005_021308.pdf	46	0.04%	45
480.	http://es.epa.gov/ncer/childrenscenters/outreach_docs/TheFishingLine_Vol1_No1_Illinois.pdf	46	0.04%	35
481.	http://es.epa.gov/ncer/publications/bibliometrics/wq_95-99_bibliometric_010506.pdf	46	0.04%	46
482.	http://es.epa.gov/ncer/events/calendar/2007/apr5/poster_WoolseyE.pdf	46	0.04%	44
483.	http://es.epa.gov/ncer/events/calendar/2008/apr08/ashbolt_nick.pdf	46	0.04%	13
484.	http://es.epa.gov/ncer/publications/workshop/9-9-2003/pdf/steve_hubbs.pdf	46	0.04%	12

	Downloaded Files	Downloads	% Downloads	Visits
485.	http://es.epa.gov/ncer/publications/bibliometrics/dw_bibliometric_analysis_052407.pdf	46	0.04%	46
486.	http://es.epa.gov/ncer/sbir/success/pdf/rapid.pdf	46	0.04%	46
487.	http://es.epa.gov/ncer/events/calendar/2008/apr22/fiksel.pdf	46	0.04%	23
488.	http://es.epa.gov/ncer/publications/workshop/8-18-04/pdf/kaf_epa_final.pdf	46	0.04%	17
489.	http://es.epa.gov/ncer/publications/workshop/01globalchangeprw.pdf	46	0.04%	38
490.	http://es.epa.gov/ncer/events/calendar/2007/apr5/poster_NeatheryJ.pdf	46	0.04%	44
491.	http://es.epa.gov/ncer/publications/workshop/Global_change_proceedings_110204.pdf	45	0.04%	32
492.	http://es.epa.gov/ncer/publications/bibliometrics/human_health_bibliometric_121306.pdf	45	0.04%	42
493.	http://es.epa.gov/ncer/childrenscenters/full_text/33462.pdf	45	0.04%	11
494.	http://es.epa.gov/ncer/sbir/success/pdf/espın_success.pdf	45	0.04%	24
495.	http://es.epa.gov/ncer/publications/overview/1998_star_waterwatershed_final.pdf	45	0.04%	29
496.	http://es.epa.gov/ncer/biodiversity/pubs/env_vol112_1092.pdf	45	0.04%	44
497.	http://es.epa.gov/ncer/publications/workshop/12_5_2006/transitvillages.pdf	45	0.04%	21
498.	http://es.epa.gov/ncer/childrenscenters/outreach_docs/a_breath_of_air_spanish_script.pdf	45	0.04%	44
499.	http://es.epa.gov/ncer/publications/workshop/pdf/10_26_04_valuation_keynote.pdf	45	0.04%	23
500.	http://es.epa.gov/ncer/science/endocrine/pdf/workshop06/ferguson.pdf	45	0.04%	12
Subtotal for rows: 1 - 500		93,959	73.89%	26,751
Other		33,199	26.11%	29,244
Total		127,158	100.00%	55,995

items 1-500 of 1000

Downloaded Files - Help Card



Column Definitions

Files

The path and filename of the file being analyzed.

Downloads

Number of times the specified file was downloaded by a visitor. If an error occurred during a transfer, the transfer is not counted. Note that downloaded PDF files may cause an inflated count. See KnowledgeBase article NETIQKB2494 for more information.

Visits

Number of visits that accessed the specified files. A visit is a series of actions that begins when a visitor views their first page from the server, and ends when the visitor leaves the site or remains idle beyond the idle-time limit. The default idle-time limit is thirty minutes. This time limit can be changed by the system administrator.



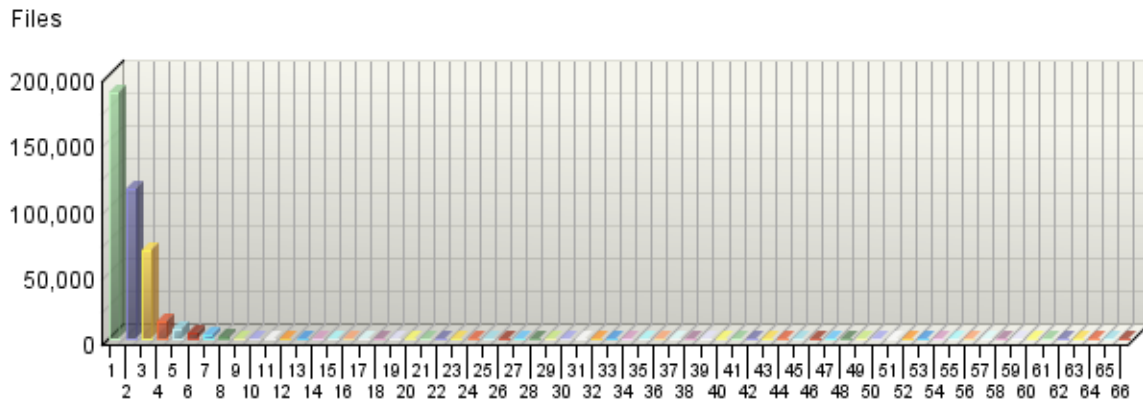
Report Descriptions

This information shows you the most popular downloadable files on your web site. Files that don't appear on the list, or appear low on the list, may require maintenance such as decreasing the file size, improving link placement, or elimination to make room for more popular content.

Accessed File Types

This report identifies the types of files accessed on your site and the total number of kilobytes of data transferred for each file type. Cached requests and erred hits are excluded from the totals.

Accessed File Types by Files



Accessed File Types


	File Type	Files	% Files	Kbytes Transferred
1.	html	187,079	46.74%	6,395,418
2.	pdf	114,539	28.61%	26,064,367
3.	htm	67,365	16.83%	1,044,015
4.	js	13,417	3.35%	124,001
5.	ppt	7,235	1.81%	20,749,731
6.	css	4,055	1.01%	7,851
7.	swf	3,619	0.90%	130,832
8.	doc	954	0.24%	92,973
9.	scc	413	0.10%	206
10.	flv	255	0.06%	6,104,455
11.	xml	221	0.06%	1,610
12.	pl	198	0.05%	0
13.	wma	137	0.03%	41,021
14.	map	119	0.03%	15
15.	wpd	98	0.02%	2,671
16.	wmv	81	0.02%	3,239,241
17.	mp3	67	0.02%	21,057
18.	ht	67	0.02%	0

	File Type	Files	% Files	Kbytes Transferred
19.	TXT	48	0.01%	19,366
20.	rm	29	0.01%	5,170
21.	smi	27	0.01%	361
22.	htmlw	25	0.01%	0
23.	jbf	23	0.01%	814
24.	eps	19	0.00%	7,849
25.	wp5	17	0.00%	565
26.	db	13	0.00%	2,112
27.	jpe	13	0.00%	42
28.	sit	12	0.00%	162
29.	htmltmlw	10	0.00%	0
30.	mpg	10	0.00%	9,826
31.	zip	9	0.00%	1,236
32.	htmlhtmlw	7	0.00%	0
33.	old	7	0.00%	21
34.	hold	6	0.00%	256
35.	htmlhtmlw	6	0.00%	0
36.	exe	5	0.00%	0
37.	htmlhtmlw	5	0.00%	0
38.	htmlhtmlw	5	0.00%	0
39.	htmlw	4	0.00%	0
40.	pd	4	0.00%	0
41.	htmlhtmlw	4	0.00%	0
42.	htmlw	4	0.00%	0
43.	h	3	0.00%	0
44.	htmlw	3	0.00%	0
45.	htmlenView	3	0.00%	0
46.	mov	3	0.00%	23,509
47.	htmlw	3	0.00%	0
48.	htmlw	3	0.00%	0
49.	htmli????	3	0.00%	0
50.	htmlw	3	0.00%	0
51.	htmlhtmlw	3	0.00%	0
52.	php	2	0.00%	0
53.	cfm	2	0.00%	0
54.	htmlw	2	0.00%	0
55.	htmlw	2	0.00%	0
56.	cgi	2	0.00%	27
57.	htmlw	2	0.00%	0
58.	html)	2	0.00%	0

	File Type	Files	% Files	Kbytes Transferred
59.	htmltmlmlw	1	0.00%	0
60.	htmltmlw	1	0.00%	0
61.	htmlmliew	1	0.00%	0
62.	pdf [Adobe Acrobat Reader required]	1	0.00%	0
63.	asx	1	0.00%	1
64.)	1	0.00%	0
65.	WP	1	0.00%	0
66.	avi	1	0.00%	94,866
	Total	400,280	100.00%	64,185,631

items 1-66 of 66

Accessed File Types - Help Card




Column Definitions

File Type
Identifies types of files by their file extension. For example, a file named graphic.gif is identified as type "gif."

Files
Number of files of the specified type accessed by visitors to your site.

Kbytes Transferred
Number of kilobytes of data transferred for all files of the specified type.

 **Report Descriptions**

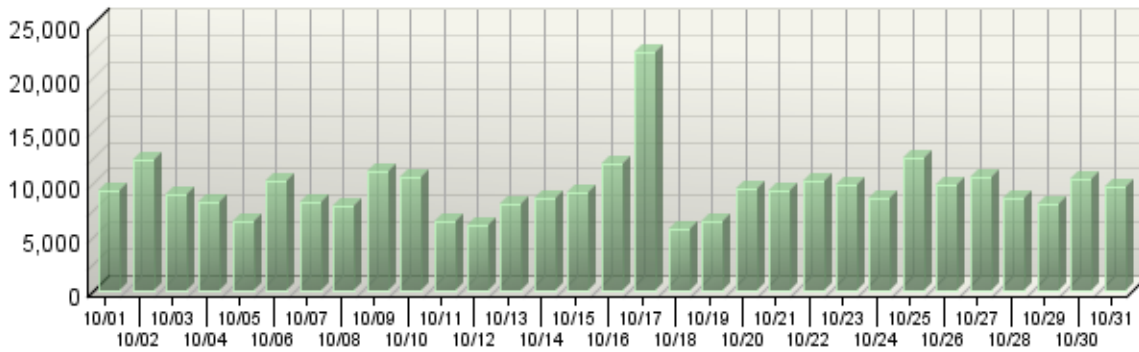
This report provides general statistics for the type of data that visitors access on your site.

Page Views Trend

This report shows how the number of page views to your site changes over the course of the report period.

Page Views Trend

Page Views



Page Views Trend

Day	Page Views	% Page Views
10/01	9,394	3.18%
10/02	12,230	4.14%
10/03	8,959	3.03%
10/04	8,268	2.80%
10/05	6,399	2.17%
10/06	10,301	3.49%
10/07	8,306	2.81%
10/08	7,908	2.68%
10/09	11,095	3.75%
10/10	10,596	3.59%
10/11	6,467	2.19%
10/12	6,199	2.10%
10/13	8,077	2.73%
10/14	8,571	2.90%
10/15	9,092	3.08%
10/16	11,935	4.04%
10/17	22,318	7.55%
10/18	5,792	1.96%
10/19	6,491	2.20%

Day	Page Views	% Page Views
10/20	9,557	3.23%
10/21	9,358	3.17%
10/22	10,183	3.45%
10/23	9,803	3.32%
10/24	8,700	2.94%
10/25	12,451	4.21%
10/26	9,877	3.34%
10/27	10,531	3.56%
10/28	8,568	2.90%
10/29	8,010	2.71%
10/30	10,376	3.51%
10/31	9,716	3.29%
Total	295,528	100.00%

items 1-31 of 31

Page Views Trend - Help Card



Column Definitions

Time Interval (hour, day, etc.)

A one-year report displays monthly time increments. A one-quarter report displays weekly time increments. A one-month report or a one-week report displays daily time increments. A daily report displays hourly time increments. An hour-long interval marked 12:00, for example, includes all activity between 12:00 and 12:59.

Page View

A hit to any file classified as a page. In order to view a web page with embedded images, for example, a browser must retrieve multiple files. The page and its embedded files counts as a single page view.

%

Percentage of total page views that occurred during the specified time interval.



Report Descriptions

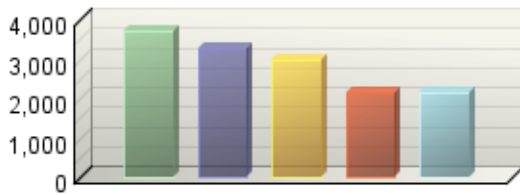
Periods of less activity can be considered good times for maintenance and content improvement.

Navigation Dashboard

This dashboard summarizes important information related to online navigation.

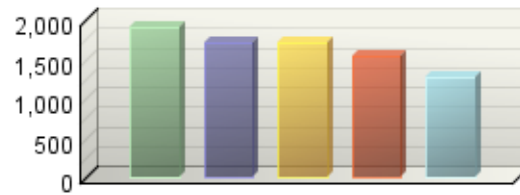
Entry Pages

Visits




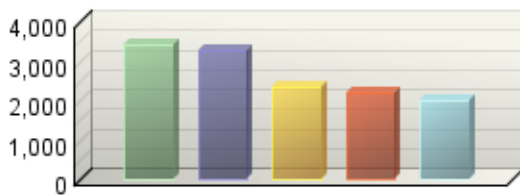
Single-Page Visits

Visits



Exit Pages

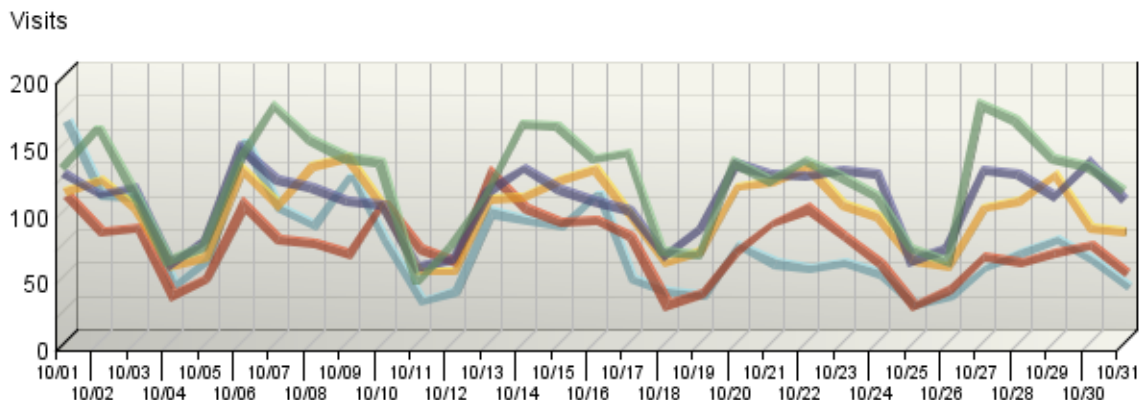
Visits



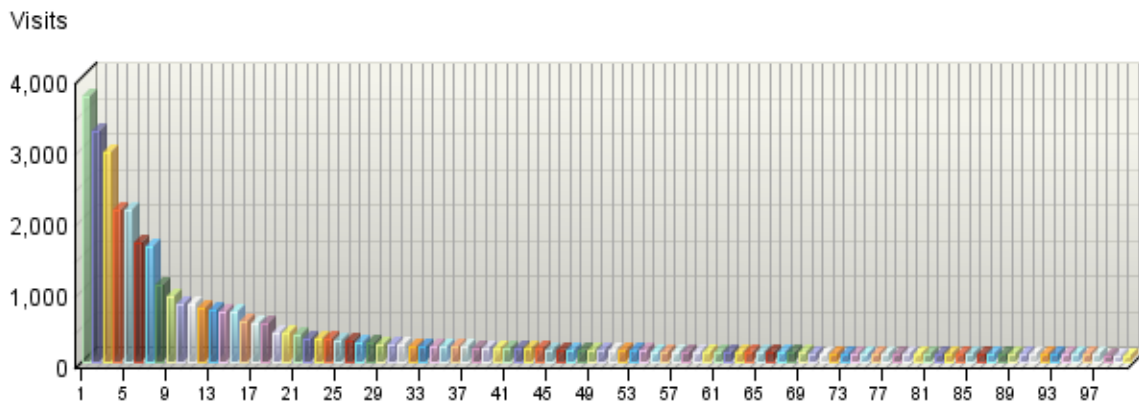
Entry Pages

This report shows the first or "entry" pages viewed in all visits. Every visit has one and only one Entry Page. A visit's entry page may or may not be the "home page." The Entry Page for a visit can depend on how a visitor arrived at your site: they may type an address into a browser, use a bookmark they made on a previous visit, click on a link on another site, click on a search engine results page, click on an on-line ad, or click on a link in an e-mail. Each of these links can point to your home page or any other page on your site

Entry Pages: Trend Over Time



Entry Pages



Entry Pages

	Pages	Visits	% Visits
■ 1.	National Center for Environmental Research (NCER) ORD US EPA http://es.epa.gov/ncer/	3,725	4.37%

	Pages	Visits	% Visits
2.	Fellowships NCER ORD US EPA http://es.epa.gov/ncer/fellow/	3,244	3.81%
3.	Funding Opportunities NCER ORD US EPA http://es.epa.gov/ncer/rfa/	2,953	3.47%
4.	P3 NCER ORD US EPA http://es.epa.gov/ncer/p3/	2,135	2.51%
5.	6th Annual P3 Awards 2009 Grant Archives Archive Funding Opportunities NCER ORD US EPA http://es.epa.gov/ncer/rfa/2009/2009_p3.html	2,125	2.49%
6.	2009 Academic Year EPA Greater Research Opportunities (GRO) Fellowships for Undergraduate Environmental Study 2009 STAR &GRO Fellowship Archives Archive Funding Opportunities NCER ORD US EPA http://es.epa.gov/ncer/rfa/2009/2009_gro_undergrad.html	1,673	1.96%
7.	Small Business Innovation Research NCER ORD US EPA http://es.epa.gov/ncer/sbir/	1,616	1.90%
8.	Calendar of Events NCER ORD US EPA http://es.epa.gov/ncer/events/	1,087	1.28%
9.	http://es.epa.gov/ncerqa/	917	1.08%
10.	Integrated Design, Modeling, and Monitoring of Geologic Sequestration of Anthropogenic Carbon Dioxide to Safeguard Sources of Drinking Water 2009 Grant Archives Archive Funding Opportunities NCER ORD US EPA http://es.epa.gov/ncer/rfa/2008/2008_star_gsc02.html	824	0.97%
11.	STAR Grants and Cooperative Agreements NCER ORD US EPA http://es.epa.gov/ncer/grants/	807	0.95%
12.	http://es.epa.gov/ncerqa/sbir/	768	0.90%
13.	Adaptation for Future Air Quality Analysis and Decision Support Tools in Light of Global Change Impacts and Mitigation 2008 Grant Archives Archive Funding Opportunities NCER ORD US EPA http://es.epa.gov/ncer/rfa/2008/2008_star_adaptation.html	733	0.86%
14.	Broad Agency Announcement for Conferences, Workshops, and/or Meetings Funding Opportunities NCER ORD US EPA http://es.epa.gov/ncer/rfa/2008/2008_baa.html	713	0.84%
15.	Nanotechnology NCER ORD US EPA http://es.epa.gov/ncer/nano/	707	0.83%
16.	Forecasting Ecosystem Services from Wetland Condition Analyses 2008 Grant Archives Archive Funding Opportunities NCER ORD US EPA http://es.epa.gov/ncer/rfa/2008/2008_star_wetlands.html	558	0.66%

	Pages	Visits	% Visits
17.	Effects of Climate Change on Ecosystem Services Provided by Coral Reefs and Tidal Marshes 2004 Grant Archives Archive Funding Opportunities NCER ORD US EPA http://es.epa.gov/ncer/rfa/2004/2004_climate_change.html	539	0.63%
18.	STAR Grant Forms and Instructions Funding Opportunities NCER ORD US EPA http://es.epa.gov/ncer/rfa/forms/	533	0.63%
19.	Climate Change and Allergic Airway Disease 2008 Grant Archives Archive Funding Opportunities NCER ORD US EPA http://es.epa.gov/ncer/rfa/2008/2008_star_climate_change.html	396	0.46%
20.	FALL 2008 EPA Science to Achieve Results (STAR) Fellowships for Graduate Environmental Study Funding Opportunities NCER US EPA http://es.epa.gov/ncer/rfa/2008/2008_star_fellow.html	395	0.46%
21.	http://es.epa.gov/ncerqa/rfa/	380	0.45%
22.	Biodiversity & Human Health NCER US EPA http://es.epa.gov/ncer/biodiversity/	328	0.39%
23.	Particulate Matter Science Topics NCER ORD US EPA http://es.epa.gov/ncer/science/pm/	328	0.39%
24.	Basic Information P3 NCER ORD US EPA http://es.epa.gov/ncer/p3/fact_sheet.html	324	0.38%
25.	Basic Information Nanotechnology NCER ORD US EPA http://es.epa.gov/ncer/nano/questions/	310	0.36%
26.	Autism and Neurodevelopmental Disorders Children's Environmental Health Research Centers US EPA http://es.epa.gov/ncer/childrenscenters/autism.html	284	0.33%
27.	Treatment Technologies for Arsenic Removal for Small Drinking Water Systems 2003 Grant Archives Archive Funding Opportunities NCER ORD US EPA http://es.epa.gov/ncer/rfa/current/2003arsenic.html	282	0.33%
28.	Children's Environmental Health Research Centers US EPA http://es.epa.gov/ncer/childrenscenters/	271	0.32%
29.	http://es.epa.gov/ncer/p3/event_2008/08_date_loc.html	243	0.29%
30.	Listserver NCER ORD US EPA http://es.epa.gov/ncer/listserv/	237	0.28%
31.	1996 EPA Graduate Fellows Publications Forum Fellowships NCER ORD US EPA http://es.epa.gov/ncer/fellow/forum/pubs_96.html	235	0.28%

	Pages	Visits	% Visits
32.	Consequences of Global Change for Water Quality 2008 Grant Archives Archive Funding Opportunities NCER US EPA http://es.epa.gov/ncer/rfa/2008/2008_star_gcwq.html	229	0.27%
33.	Small Business Innovation Research Phase I Archive Funding Opportunities NCER ORD US EPA http://es.epa.gov/ncer/rfa/2008/2008_sbir_phase1.html	227	0.27%
34.	http://es.epa.gov/ncer/08fellowships/	225	0.26%
35.	Pesticides Children's Environmental Health Research Centers US EPA http://es.epa.gov/ncer/childrenscenters/pesticides.html	220	0.26%
36.	Development of Environmental Health Outcome Indicators 2007 Grant Archives Archive Funding Opportunities NCER US EPA http://es.epa.gov/ncer/rfa/2007/2007_star_health_indicators.html	219	0.26%
37.	Economics and Decision Sciences Science Topics NCER ORD US EPA http://es.epa.gov/ncer/science/economics/	217	0.25%
38.	Exploratory Research: Nanotechnology Research Grants Investigating Environmental and Human Health Effects of Manufactured Nanomaterials Funding Opportunities NCER ORD US EPA http://es.epa.gov/ncer/rfa/2005/2005_star_nano.html	202	0.24%
39.	National Sustainable Design Expo P3 NCER ORD US EPA http://es.epa.gov/ncer/p3/expo/	191	0.22%
40.	Biotechnology: Potential Allergenicity of Genetically Engineered Foods Funding Opportunities NCER ORD US EPA http://es.epa.gov/ncer/rfa/2005/2005_star_biotech.html	186	0.22%
41.	EPSCOR Other Programs NCER ORD US EPA http://es.epa.gov/ncer/other/	185	0.22%
42.	Basic Information NCER ORD US EPA http://es.epa.gov/ncer/about/	182	0.21%
43.	Ecological Impacts from the Interactions of Climate Change, Land Use Change and Invasive Species: A Joint Research Solicitation Funding Opportunities NCER US EPA http://es.epa.gov/ncer/rfa/2007/2007_star_ecoimpacts.html	178	0.21%
44.	Exploratory Research: Nanotechnology Research Grants Investigating Fate, Transport, Transformation, And Exposure Of Engineered Nanomaterials: A Joint Research Solicitation Funding Opportunities NCER US EPA http://es.epa.gov/ncer/rfa/2007/2007_star_nanotech.html	177	0.21%
45.	2008/2009 P3 Teams P3 NCER ORD US EPA http://es.epa.gov/ncer/p3/current/	170	0.20%

	Pages	Visits	% Visits
■ 46.	University of California - Davis Children's Environmental Health Research Centers US EPA http://es.epa.gov/ncer/childrenscenters/davis.html	168	0.20%
■ 47.	Collaborative Science and Technology Network for Sustainability (CNS) NCER ORD US EPA http://es.epa.gov/ncer/cns/	165	0.19%
■ 48.	Publications & Proceedings NCER ORD US EPA http://es.epa.gov/ncer/publications/	157	0.18%
■ 49.	2008 STAA Competition Forms Redirect http://es.epa.gov/ncer/staa/forms.html	157	0.18%
■ 50.	Guidance & Frequent Questions NCER ORD US EPA http://es.epa.gov/ncer/guidance/	153	0.18%
■ 51.	STAA NCER ORD US EPA http://es.epa.gov/ncer/staa/	152	0.18%
■ 52.	Solicitations Nanotechnology NCER ORD US EPA http://es.epa.gov/ncer/nano/solicitation/	152	0.18%
■ 53.	Fall 2007 EPA Science to Achieve Results (STAR) Fellowships for Graduate Environmental Study Archive Funding Opportunities NCER ORD US EPA http://es.epa.gov/ncer/rfa/2007/2007_star_fellow.html	151	0.18%
■ 54.	Drinking Water Science Topics NCER ORD US EPA http://es.epa.gov/ncer/science/drinkingwater/	150	0.18%
■ 55.	2008 GRO Fellowships For Graduate Environmental Study Funding Opportunities NCER ORD US EPA http://es.epa.gov/ncer/rfa/2008/2008_gro_grad.html	148	0.17%
■ 56.	Environmental Protection Agency http://es.epa.gov/ncer/rfa/2004/2004_air_poll_em.html	148	0.17%
■ 57.	Contact Us NCER ORD US EPA http://es.epa.gov/ncer/contact_us.html	145	0.17%
■ 58.	4th Annual P3 Awards Funding Opportunities NCER ORD US EPA http://es.epa.gov/ncer/rfa/2007/2007_p3_4thannual.html	145	0.17%
■ 59.	Ecology and Oceanography of Harmful Algal Blooms 2008 Grant Archives Archive Funding Opportunities NCER US EPA http://es.epa.gov/ncer/rfa/2008/2008_star_ecohab.html	141	0.17%
■ 60.	Characterizing Risk at Metal Finishing Facilities Archives Publications & Proceedings NCER ORD US EPA http://es.epa.gov/ncer/publications/archive/csidoc.html	138	0.16%
■ 61.	Factsheet Nanotechnology NCER ORD US EPA http://es.epa.gov/ncer/nano/factsheet/	136	0.16%
■ 62.	Environmental Protection Agency http://es.epa.gov/ncer/rfa/archive/grants/00/00humanrfa.html	133	0.16%

	Pages	Visits	% Visits
63.	Fall 2008 GRO Fellowships For Undergraduate Environmental Study Archive Funding Opportunities NCER ORD US EPA http://es.epa.gov/ncer/rfa/2008/2008_gro_undergrad.html	131	0.15%
64.	An Interdisciplinary Approach To Examining The Links Between Social Stressors, Biodiversity And Human Health Funding Opportunities NCER ORD US EPA http://es.epa.gov/ncer/rfa/2007/2007_biodiversity_health.html	131	0.15%
65.	2008 P3 Award Winners P3 Award Winners and Successes P3 NCER ORD US EPA http://es.epa.gov/ncer/p3/project_websites/2008/2008awardwinners.html	130	0.15%
66.	Global Change Science Topics NCER ORD US EPA http://es.epa.gov/ncer/science/globalclimate/	129	0.15%
67.	Innovative and Integrative Approaches for Advancing Public Health Protection Through Water Infrastructure Sustainability Funding Opportunities NCER ORD US EPA http://es.epa.gov/ncer/rfa/2008/2008_star_water.html	125	0.15%
68.	Uncertainty Analyses of Models in Integrated Environmental Assessments Funding Opportunities NCER US EPA http://es.epa.gov/ncer/rfa/2006/2006_star_uncertainty.html	123	0.14%
69.	Environmental Behavior and Decisionmaking: Determining the Effectiveness of Environmental Information Disclosure and Provision Funding Opportunities NCER ORD US EPA http://es.epa.gov/ncer/rfa/2005/2005_ebd_rfa.html	123	0.14%
70.	Endocrine Disruptors Research Science Topics NCER ORD US EPA http://es.epa.gov/ncer/science/endocrine/	121	0.14%
71.	2008 News and Events Archive Archives Calendar of Events NCER ORD US EPA http://es.epa.gov/ncer/events/news/2008/	121	0.14%
72.	Technology for a Sustainable Environment Science Topics NCER ORD US EPA http://es.epa.gov/ncer/science/tse/	121	0.14%
73.	Research Projects Nanotechnology NCER ORD US EPA http://es.epa.gov/ncer/nano/research/	120	0.14%
74.	Report 2002 SAB PM Research Centers Review Meeting 2002 News and Events Archive Archives Calendar of Events NCER ORD US EPA http://es.epa.gov/ncer/centers/airpm/sab/report.html	119	0.14%

	Pages	Visits	% Visits
75.	Collaborative Science And Technology Network For Sustainability Funding Opportunities NCER ORD US EPA http://es.epa.gov/ncer/rfa/2006/2006_star_cns.html	118	0.14%
76.	1995 EPA Graduate Fellows Publications Forum Fellowships NCER ORD US EPA http://es.epa.gov/ncer/fellow/forum/pubs_95.html	117	0.14%
77.	Publications and Proceedings Nanotechnology NCER ORD US EPA http://es.epa.gov/ncer/nano/publications/	117	0.14%
78.	2008 Fellowships Fellowships NCER ORD US EPA http://es.epa.gov/ncer/fellow/recipients/08fellowships.html	116	0.14%
79.	Info for Co-Sponsors Information For P3 NCER ORD US EPA http://es.epa.gov/ncer/p3/info/cosponsors.html	115	0.14%
80.	Fall 2006 EPA Science To Achieve Results (STAR) Fellowships For Graduate Environmental Study Funding Opportunities NCER ORD US EPA http://es.epa.gov/ncer/rfa/2006/2006_star_fellow.html	115	0.14%
81.	Novel Approaches for Assessing Exposure for School-Aged Children in Longitudinal Studies Funding Opportunities NCER ORD US EPA http://es.epa.gov/ncer/rfa/2008/2008_star_novelapproaches.html	115	0.14%
82.	Columbia University Center for Children's Environmental Health, New York City Children's Environmental Health Research Centers US EPA http://es.epa.gov/ncer/childrenscenters/columbia.html	113	0.13%
83.	http://es.epa.gov/ncer/08CEIN/	111	0.13%
84.	Frequent Questions Children's Environmental Health Research Centers US EPA http://es.epa.gov/ncer/childrenscenters/faqs.html	109	0.13%
85.	2008 EPA/AAAS Graduate Fellowship Program Information Conference Resources Forum Fellowships NCER ORD US EPA http://es.epa.gov/ncer/fellow/forum/conference/08/may19/	109	0.13%
86.	Science Topics NCER ORD US EPA http://es.epa.gov/ncer/science/	108	0.13%
87.	Consequences of Global Change For Air Quality Funding Opportunities NCER ORD US EPA http://es.epa.gov/ncer/rfa/2006/2006_star_gcaq.html	105	0.12%
88.	Health Effects of Near-Roadway Exposures to Air Pollution 2008 Grant Archives Archive Funding Opportunities NCER ORD US EPA http://es.epa.gov/ncer/rfa/2008/2008_star_healtheffects.html	104	0.12%

	Pages	Visits	% Visits
89.	Meetings, Workshops, & Progress Reviews Publications & Proceedings NCER ORD US EPA http://es.epa.gov/ncer/publications/workshop/	103	0.12%
90.	Development of Environmental Health Outcome Indicators Funding Opportunities NCER ORD US EPA http://es.epa.gov/ncer/rfa/2006/2006_star_ephi.html	103	0.12%
91.	Small Business Innovation Research Phase I Funding Opportunities NCER ORD US EPA http://es.epa.gov/ncer/rfa/2006/2006_sbir_phase1.html	102	0.12%
92.	Fall 2005 EPA Science to Achieve Results (STAR) Fellowships for Graduate Environmental Study 2005 Fellowship Archives Archive Funding Opportunities NCER ORD US EPA http://es.epa.gov/ncer/rfa/2004/2005_star_grad_fellow.html	98	0.12%
93.	http://es.epa.gov/ncerqa/fellow/	97	0.11%
94.	Fall 2006 Greater Research Opportunities (GRO) Undergraduate Student Fellowships Funding Opportunities NCER ORD US EPA http://es.epa.gov/ncer/rfa/2006/2006_gro_undegrad_fellow.html	96	0.11%
95.	Consequences of Global Change for Air Quality: Spatial Patterns in Air Pollution Emissions 2003 Grant Archives Archive Funding Opportunities NCER ORD US EPA http://es.epa.gov/ncer/rfa/current/2003_global_change.html	96	0.11%
96.	P3 Award Archive Funding Opportunities NCER ORD US EPA http://es.epa.gov/ncer/rfa/2008/2008_p3.html	96	0.11%
97.	Impacts of Manufactured Nanomaterials on Human Health and the Environment 2003 Grant Archives Archive Funding Opportunities NCER ORD US EPA http://es.epa.gov/ncer/rfa/current/2003_nano.html	95	0.11%
98.	DECISION SUPPORT SYSTEMS INVOLVING CLIMATE CHANGE AND PUBLIC HEALTH Funding Opportunities NCER ORD US EPA http://es.epa.gov/ncer/rfa/2005/2005_decision_support_sys.html	93	0.11%
99.	Fall 2006 EPA Greater Research Opportunities (GRO) Fellowships For Graduate Environmental Study Funding Opportunities NCER ORD US EPA http://es.epa.gov/ncer/rfa/2006/2006_gro_fellow.html	91	0.11%
100.	Environmental Futures Research in Nanoscale Science, Engineering and Technology 2002 Grant Archives Archive Funding Opportunities NCER ORD US EPA http://es.epa.gov/ncer/rfa/archive/grants/02/02nanotech.html	91	0.11%

	Pages	Visits	% Visits
■ 101.	EPA: ORD: NCER: Biodiversity http://es.epa.gov/ncer/07biodiversity/	89	0.10%
■ 102.	Small Business Innovation Research Phase I Funding Opportunities NCER ORD US EPA http://es.epa.gov/ncer/rfa/2007/2007_sbir_phase1.html	88	0.10%
■ 103.	Exploratory Research: Understanding Ecological Thresholds In Aquatic Systems Through Retrospective Analysis 2004 Grant Archives Archive Funding Opportunities NCER ORD US EPA http://es.epa.gov/ncer/rfa/2004/2004_aqua_sys.html	87	0.10%
■ 104.	2007 GRO Undergraduate Fellowship FAQs Guidance & Frequent Questions NCER ORD US EPA http://es.epa.gov/ncer/guidance/faqs/faq_gro_undergrad.html	87	0.10%
■ 105.	Green Manufacturing Research Projects Nanotechnology NCER ORD US EPA http://es.epa.gov/ncer/nano/research/nano_green.html	87	0.10%
■ 106.	Car Fueled With Biogas From Cow Manure: WWU Students Convert Methane Into Natural Gas Newsroom P3 NCER ORD US EPA http://es.epa.gov/ncer/p3/press/04_22_07.html	85	0.10%
■ 107.	Center for Children's Environmental Health and Disease Prevention at the Harvard School of Public Health Children's Environmental Health Research Centers US EPA http://es.epa.gov/ncer/childrenscenters/harvard.html	83	0.10%
■ 108.	Bibliometrics Analysis for TSE Grant Publications Bibliometrics Publications & Proceedings NCER ORD US EPA http://es.epa.gov/ncer/publications/bibliometrics/tse_grants_highly_cited.html	82	0.10%
■ 109.	Special SBIR Phase I Solicitation - Hazardous Waste Minimization Archive Funding Opportunities NCER ORD US EPA http://es.epa.gov/ncer/rfa/2004/2004_sbir_phase1_haz-waste.html	82	0.10%
■ 110.	Environmental Tobacco Smoke Children's Environmental Health Research Centers US EPA http://es.epa.gov/ncer/childrenscenters/smoke.html	81	0.10%
■ 111.	http://es.epa.gov/ncerqa/grants/	81	0.10%
■ 112.	Developing the Next Generation of Great Lakes Lower Foodweb Assessment Tools 2004 Grant Archives Archive Funding Opportunities NCER ORD US EPA http://es.epa.gov/ncer/rfa/2004/2004_glakes_foodweb.html	79	0.09%
■ 113.	SBIR - Phase I Archive Funding Opportunities NCER ORD US EPA http://es.epa.gov/ncer/rfa/2004/2004_sbir_phase1.html	77	0.09%

	Pages	Visits	% Visits
114.	Benchmarking the Integration of Sustainability into Engineering Curricula at U.S. Institutions of Higher Education 2004 Grant Archives Archive Funding Opportunities NCER ORD US EPA http://es.epa.gov/ncer/rfa/2004/2004_sustainability_engineering_curricula.html	77	0.09%
115.	Archive Funding Opportunities NCER ORD US EPA http://es.epa.gov/ncer/rfa/archive/	76	0.09%
116.	Research Results NCER ORD US EPA http://es.epa.gov/ncer/results/	76	0.09%
117.	Multimedia Children's Environmental Health Research Centers US EPA http://es.epa.gov/ncer/childrenscenters/multimedia.html	74	0.09%
118.	Southern Center on Environmentally-Driven http://es.epa.gov/ncer/childrenscenters/duke.html	74	0.09%
119.	P3 Award Winners P3 NCER ORD US EPA http://es.epa.gov/ncer/p3/success/	74	0.09%
120.	2007 STAR and GRO Graduate Fellowships FAQs Guidance & Frequent Questions NCER ORD US EPA http://es.epa.gov/ncer/guidance/faqs/faq_gro_grad.html	74	0.09%
121.	Complex Chemical Mixtures and Heavy Metals Children's Environmental Health Research Centers US EPA http://es.epa.gov/ncer/childrenscenters/chemical.html	74	0.09%
122.	Forum Fellowships NCER ORD US EPA http://es.epa.gov/ncer/fellow/forum/	73	0.09%
123.	http://es.epa.gov/ncer/2007cns/	73	0.09%
124.	Nonlinear Responses to Global Change in Linked Aquatic and Terrestrial Ecosystems and Effects of Multiple Factors on Terrestrial Ecosystems Funding Opportunities NCER ORD US EPA http://es.epa.gov/ncer/rfa/2005/2005_nonlinear_responses.html	72	0.08%
125.	Corporate Environmental Behavior and the Effectiveness of Government Interventions 2004 Grant Archives Archive Funding Opportunities NCER ORD US EPA http://es.epa.gov/ncer/rfa/2004/2004_corporate.html	72	0.08%
126.	University of Washington Center for Child Environmental Health Risks Research Children's Environmental Health Research Centers US EPA http://es.epa.gov/ncer/childrenscenters/washington.html	71	0.08%
127.	Logistics Biodiversity and Human Health: A Multidisciplinary Approach To Examining the Links 2006 News and Events Archive Archives Calendar of Events NCER ORD US EPA http://es.epa.gov/ncer/events/calendar/2006/sep14/logistics.html	71	0.08%

	Pages	Visits	% Visits
■ 128.	Current Partners Information for Partners P3 NCER ORD US EPA http://es.epa.gov/ncer/p3/partners/	71	0.08%
■ 129.	Environmental Protection Agency http://es.epa.gov/ncer/publications/nano/purpose.html	70	0.08%
■ 130.	Collaborative Science & Technology Network for Sustainability 2004 Grant Archives Archive Funding Opportunities NCER ORD US EPA http://es.epa.gov/ncer/rfa/2004/2004_collab_science.html	70	0.08%
■ 131.	A Decade of Children's Environmental Health Research: Highlights from EPA's Science to Achieve Results Program Publications & Proceedings NCER ORD US EPA http://es.epa.gov/ncer/publications/research_results_synthesis/	69	0.08%
■ 132.	Fall 2004 EPA Science to Achieve Results (STAR) Fellowships for Graduate Environmental Study 2004 Grant Archives Archive Funding Opportunities NCER ORD US EPA http://es.epa.gov/ncer/rfa/current/2004_grad_fellow.html	69	0.08%
■ 133.	Frequently Asked Questions (FAQs) Guidance & Frequent Questions NCER ORD US EPA http://es.epa.gov/ncer/guidance/faqs.html	69	0.08%
■ 134.	Source Apportionment of Particulate Matter 2004 Grant Archives Archive Funding Opportunities NCER ORD US EPA http://es.epa.gov/ncer/rfa/2004/2004_source_pm.html	68	0.08%
■ 135.	Logistics Conference Resources Forum Fellowships NCER ORD US EPA http://es.epa.gov/ncer/fellow/forum/conference/08/may19/logistics.html	68	0.08%
■ 136.	Exploratory Research to Anticipate Future Environmental Issues 2001 Grant Archives Archive Funding Opportunities NCER ORD US EPA http://es.epa.gov/ncer/rfa/archive/grants/01/futures.html	68	0.08%
■ 137.	Biographies Children's Environmental Health Research Centers US EPA http://es.epa.gov/ncer/childrenscenters/biographies.html	67	0.08%
■ 138.	Archive Calendar of Events NCER ORD US EPA http://es.epa.gov/ncer/events/news/	67	0.08%
■ 139.	Development of Watershed Classification Systems for Diagnosis of Biological Impairment in Watersheds and Their Receiving Water Bodies 2003 Grant Archives Archive Funding Opportunities NCER ORD US EPA http://es.epa.gov/ncer/rfa/current/2003wshedclass.html	67	0.08%
■ 140.	2008 Judging Panel Information for P3 Teams P3 NCER ORD US EPA http://es.epa.gov/ncer/p3/event_2008/judges/bios.html	66	0.08%

	Pages	Visits	% Visits
■ 141.	SBIR Program Success Stories Small Business Innovation Research NCER ORD US EPA http://es.epa.gov/ncer/sbir/success/	66	0.08%
■ 142.	Publications Forum Fellowships NCER ORD US EPA http://es.epa.gov/ncer/fellow/forum/publications.html	66	0.08%
■ 143.	University of California at Berkeley Center for Children's Environmental Health Research Children's Environmental Health Research Centers US EPA http://es.epa.gov/ncer/childrenscenters/berkeley.html	66	0.08%
■ 144.	http://es.epa.gov/ncer/sbir/07phase2/	66	0.08%
■ 145.	Important Alert: Facts About Southwest Detroit Projects Currently Under Discussion Children's Environmental Health Research Centers US EPA http://es.epa.gov/ncer/childrenscenters/southwestdetroit.html	65	0.08%
■ 146.	Draft Agenda EPA Symposium on Groundwater-Borne Infectious Disease, Etiologic Agents and Indicators Calendar of Events NCER ORD US EPA http://es.epa.gov/ncer/events/calendar/2008/dec02/agenda.html	65	0.08%
■ 147.	http://es.epa.gov/ncer/events/news/2004/09_30_04_feature.html	65	0.08%
■ 148.	Multimedia Biodiversity & Human Health NCER US EPA http://es.epa.gov/ncer/biodiversity/multimedia/	65	0.08%
■ 149.	Children's Vulnerability to Toxic Substances in the Environment 2001 Grant Archives Archive Funding Opportunities NCER ORD US EPA http://es.epa.gov/ncer/rfa/archive/grants/01/childvu01.html	64	0.08%
■ 150.	Air Pollutants and Asthma Children's Environmental Health Research Centers US EPA http://es.epa.gov/ncer/childrenscenters/asthma.html	63	0.07%
■ 151.	Additional Resources Children's Environmental Health Research Centers US EPA http://es.epa.gov/ncer/childrenscenters/additional_resources.html	62	0.07%
■ 152.	Particulate Matter Research Centers 2004 Grant Archives Archive Funding Opportunities NCER ORD US EPA http://es.epa.gov/ncer/rfa/2004/2004_pm_research.html	62	0.07%
■ 153.	Biomarkers for the Assessment of Exposure and Toxicity in Children 2000 Grant Archives Archive Funding Opportunities NCER ORD US EPA http://es.epa.gov/ncer/rfa/archive/grants/00/kids2000.html	61	0.07%

	Pages	Visits	% Visits
154.	Quality Assurance Guidance & Frequent Questions NCER ORD US EPA http://es.epa.gov/ncer/guidance/qa.html	61	0.07%
155.	Agenda 2007 Children's Environmental Health Workshop: Discover, Treat, Prevent, Prepare Calendar of Events NCER ORD US EPA http://es.epa.gov/ncer/events/calendar/2007/oct10/agenda.html	61	0.07%
156.	Fall 2005 EPA Greater Research Opportunities (GRO) Fellowships for Graduate Environmental Study 2005 Fellowship Archives Archive Funding Opportunities NCER ORD US EPA http://es.epa.gov/ncer/rfa/2004/2005_gro_grad_fellow.html	60	0.07%
157.	http://es.epa.gov/ncerqa/rfa/futures.html	60	0.07%
158.	Special SBIR Phase I Solicitation - Technology Solutions for Pacific Southwest Environmental Problems Archive Funding Opportunities NCER ORD US EPA http://es.epa.gov/ncer/rfa/2004/2004_sbir_phase1_pac-swest.html	60	0.07%
159.	Small Business Innovation Research Phase I Funding Opportunities NCER ORD US EPA http://es.epa.gov/ncer/rfa/2005/2005_sbir_phase1.html	60	0.07%
160.	Develop Risk Assessment and Data Evaluation Methodologies for the Potential Ecological Impacts of Plant-Incorporated Protectants 2004 Grant Archives Archive Funding Opportunities NCER ORD US EPA http://es.epa.gov/ncer/rfa/2004/2004_risk_assesment.html	60	0.07%
161.	Assessing the Consequences of Global Change for Aquatic Ecosystems: Climate, Land Use, and UV Radiation 2001 Grant Archives Archive Funding Opportunities NCER ORD US EPA http://es.epa.gov/ncer/rfa/archive/grants/01/global01.html	59	0.07%
162.	2004 STAR Graduate Fellowship Conference Fellowship Conference Posters Fellowships NCER ORD US EPA http://es.epa.gov/ncer/fellow/posters/2004_star_grad_fellow_conf_posters.html	59	0.07%
163.	Sources and Atmospheric Formation of Organic Particulate Matter Funding Opportunities NCER US EPA http://es.epa.gov/ncer/rfa/2007/2007_star_organic_pm.html	59	0.07%
164.	2008 SAB Advisory Science Topics NCER ORD US EPA http://es.epa.gov/ncer/science/pm/2008sab/	59	0.07%

	Pages	Visits	% Visits
165.	Community Partnerships Children's Environmental Health Research Centers US EPA http://es.epa.gov/ncer/childrenscenters/communities.html	58	0.07%
166.	Children's Environmental Health Center at the University of Southern California, and University of California at Los Angeles Children's Environmental Health Research Centers US EPA http://es.epa.gov/ncer/childrenscenters/usc.html	58	0.07%
167.	Exploratory Research: Nanotechnology Research Grants Investigating Environmental and Human Health Effects of Manufactured Nanomaterials 2004 Grant Archives Archive Funding Opportunities NCER ORD US EPA http://es.epa.gov/ncer/rfa/2004/2004_manufactured_nano.html	58	0.07%
168.	EPA: NCER: Research Centers http://es.epa.gov/ncer/centers/	58	0.07%
169.	Fall 2005 Greater Research Opportunities (GRO) Undergraduate Student Fellowships 2005 Fellowship Archives Archive Funding Opportunities NCER ORD US EPA http://es.epa.gov/ncer/rfa/2004/2005_gro_undergrad_fellow.html	58	0.07%
170.	Past P3 Projects P3 NCER ORD US EPA http://es.epa.gov/ncer/p3/past/	58	0.07%
171.	Nanostructured Microemulsions as Alternative Solvents to VOCs in Cleaning Technologies and Vegetable Oil Extraction Presentations and Abstracts Nanotechnology and the Environment: Applications and Implications Progress Review Workshop III Meetings & Workshops Publications & Proceedings NCER ORD US EPA http://es.epa.gov/ncer/publications/meetings/10_26_05/abstracts/do.html	57	0.07%
172.	Fall 2003 EPA Minority Academic Institutions (MAI) Fellowships for Graduate Environmental Study 2003 Fellowship Archives Archive Funding Opportunities NCER ORD US EPA http://es.epa.gov/ncer/rfa/current/2003_mai_grad.html	57	0.07%
173.	Logistics Interagency Environmental Nanotechnology Grantees Workshop Calendar of Events NCER ORD US EPA http://es.epa.gov/ncer/events/calendar/2008/nov19/logistics.html	57	0.07%
174.	Research Projects Biodiversity & Human Health NCER US EPA http://es.epa.gov/ncer/biodiversity/recipients.html	57	0.07%
175.	Ecology and Oceanography of Harmful Algal Blooms Funding Opportunities NCER ORD US EPA http://es.epa.gov/ncer/rfa/2005/2005_ecohab.html	57	0.07%

	Pages	Visits	% Visits
176.	2003 SBIR Phase I 2003 SBIR Archives Archive Funding Opportunities NCER ORD US EPA http://es.epa.gov/ncer/rfa/current/sbir_phase1.html	56	0.07%
177.	Application of Biomarkers to Environmental Health and Risk Assessment 2004 Grant Archives Archive Funding Opportunities NCER ORD US EPA http://es.epa.gov/ncer/rfa/2004/2004_biomarkers.html	56	0.07%
178.	1999 SBIR Phase I Archive Funding Opportunities NCER ORD US EPA http://es.epa.gov/ncer/rfa/archive/sbir/sbir_phase1_1999.html	56	0.07%
179.	EPA: ORD: NCER: STAR Reports http://es.epa.gov/ncer/publications/starreport/	55	0.06%
180.	Newsroom Nanotechnology NCER ORD US EPA http://es.epa.gov/ncer/nano/newsroom/	55	0.06%
181.	2006 P3 Award Winners P3 Award Winners and Successes P3 NCER ORD US EPA http://es.epa.gov/ncer/p3/project_websites/2006/2006awardwinners.html	55	0.06%
182.	Fate and Effects of Hormones in Waste From Concentrated Animal Feeding Operations (CAFOS) Funding Opportunities NCER ORD US EPA http://es.epa.gov/ncer/rfa/2006/2006_star_cafos.html	55	0.06%
183.	Implications of Tropospheric Air Pollution for Surface UV Exposures Funding Opportunities NCER ORD US EPA http://es.epa.gov/ncer/rfa/2005/2005_tropospheric_air_pollution.html	55	0.06%
184.	Research Project Database NCER ORD US EPA http://es.epa.gov/ncer/2008drinkingwater/	55	0.06%
185.	2008 Expo and P3 Videos P3 NCER ORD US EPA http://es.epa.gov/ncer/p3/multimedia.html	54	0.06%
186.	Creative Designs to Reduce Human Impact on Environment Unveiled in Washington NCER ORD US EPA http://es.epa.gov/ncer/events/news/2008/04_23_08c_featuration.html	54	0.06%
187.	Methodological Advances in Benefit Transfer Methods Funding Opportunities NCER ORD US EPA http://es.epa.gov/ncer/rfa/2006/2006_star_methodological.html	54	0.06%
188.	2005 Project Descriptions and Photos P3 NCER ORD US EPA http://es.epa.gov/ncer/p3/project_websites/2005/2005_phase_1_project_websites.html	53	0.06%
189.	2008 Grant Archives Archive Funding Opportunities NCER ORD US EPA http://es.epa.gov/ncer/rfa/archive/grants/	53	0.06%

	Pages	Visits	% Visits
190.	 Funding Opportunities NCER ORD US EPA http://es.epa.gov/ncer/rfa/postdoc.html	53	0.06%
191.	EPA: ORD: NCER: Centers http://es.epa.gov/ncer/centers/eagles/	53	0.06%
192.	Cincinnati Children's Environmental Health Center (2001-2006) Children's Environmental Health Research Centers US EPA http://es.epa.gov/ncer/childrenscenters/cincinnati.html	53	0.06%
193.	Johns Hopkins Center for Childhood Asthma in the Urban Environment Children's Environmental Health Research Centers US EPA http://es.epa.gov/ncer/childrenscenters/hopkins.html	53	0.06%
194.	Bringing Clean Drinking Water to India 2007 News and Events Archive Archives Calendar of Events NCER ORD US EPA http://es.epa.gov/ncer/events/news/2007/05_04_07_people.html	53	0.06%
195.	Development and Characterization of Biological Systems for Studying Low Dose Effects of Endocrine Disrupting Chemicals 2004 Grant Archives Archive Funding Opportunities NCER ORD US EPA http://es.epa.gov/ncer/rfa/2004/2004_low_dose.html	53	0.06%
196.	STAR Scientists Challenge Common Wisdom In & It;&gt;PfiesteriaDebate 2002 News and Events Archive Archives Calendar of Events NCER ORD US EPA http://es.epa.gov/ncer/events/news/2002/10_01_02a.html	52	0.06%
197.	Toxicity Research Projects Nanotechnology NCER ORD US EPA http://es.epa.gov/ncer/nano/research/nano_tox.html	52	0.06%
198.	Knowing the Score Helps Students Save Energy P3 NCER ORD US EPA http://es.epa.gov/ncer/p3/success/oberlinfeature.html	52	0.06%
199.	Forum P3 NCER ORD US EPA http://es.epa.gov/ncer/p3/forum/	52	0.06%
200.	P3 and Other Awards Ceremony P3 NCER ORD US EPA http://es.epa.gov/ncer/p3/ceremony/	52	0.06%
201.	2008 STAR Graduate Fellowships Fellowships NCER ORD US EPA http://es.epa.gov/ncer/fellow/recipients/star_fellow08.html	52	0.06%
202.	Market Mechanisms and Incentives http://es.epa.gov/ncer/rfa/archive/grants/02/02marketmech.html	51	0.06%

	Pages	Visits	% Visits
203.	Development and Evaluation of Innovative Approaches for the Quantitative Assessment of Pathogens and Cyanobacteria and Their Toxins in Drinking Water Funding Opportunities NCER US EPA http://es.epa.gov/ncer/rfa/2007/2007_star_drinkingwater.html	51	0.06%
204.	2002 News and Events Archive Archives Calendar of Events NCER ORD US EPA http://es.epa.gov/ncer/events/news/2002/	51	0.06%
205.	Environmental Protection Agency http://es.epa.gov/ncer/publications/nano/	51	0.06%
206.	Mt.Sinai Childrens Environmental Health and Disease Prevention Research Center Children's Environmental Health Research Centers US EPA http://es.epa.gov/ncer/childrenscenters/sinai.html	51	0.06%
207.	Environmental Statistics Research: Novel Analyses of Human Exposure Related Data 2003 Grant Archives Archive Funding Opportunities NCER ORD US EPA http://es.epa.gov/ncer/rfa/current/2003_enviro_stat.html	51	0.06%
208.	Responses of Lung Cells to Metals in Manufactured Nanoparticles Presentations and Abstracts Nanotechnology and the Environment: Applications and Implications Progress Review Workshop III Meetings & Workshops Publications & Proceedings NCER ORD US EPA http://es.epa.gov/ncer/publications/workshop/10_26_05/abstracts/veranth.html	51	0.06%
209.	University of Medicine and Dentistry of New Jersey Center for Childhood Neurotoxicology and Assessment Children's Environmental Health Research Centers US EPA http://es.epa.gov/ncer/childrenscenters/newjersey.html	51	0.06%
210.	2007 Honorable Mentions STAA NCER ORD US EPA http://es.epa.gov/ncer/staa/annual/2007/2007honorable.html	51	0.06%
211.	Treatment Technologies for Arsenic Removal for Small Drinking Water Systems 2004 Grant Archives Archive Funding Opportunities NCER ORD US EPA http://es.epa.gov/ncer/rfa/current/2004_arsenic.html	50	0.06%
212.	SBIR FY2008 Awards: Phase II Small Business Innovation Research NCER ORD US EPA http://es.epa.gov/ncer/sbir/08awards/	50	0.06%
213.	University of Michigan Center for the Environment and Children's Health (1998-2005) Children's Environmental Health Research Centers US EPA http://es.epa.gov/ncer/childrenscenters/michigan.html	50	0.06%

	Pages	Visits	% Visits
214.	Computational Toxicology and Endocrine Disruptors: Use of Systems Biology in Hazard Identification and Risk Assessment 2003 Grant Archives Archive Funding Opportunities NCER ORD US EPA http://es.epa.gov/ncer/rfa/current/2003_comptox.html	50	0.06%
215.	Epidemiologic Research on Health Effects of Long-Term Exposure to Ambient Particulate Matter and Other Air Pollutants 2003 Grant Archives Archive Funding Opportunities NCER ORD US EPA http://es.epa.gov/ncer/rfa/current/2003_pm_epi.html	50	0.06%
216.	Special SBIR Phase I Solicitation - Pollution Prevention Archive Funding Opportunities NCER ORD US EPA http://es.epa.gov/ncer/rfa/2004/2004_sbir_phase1_poll-prev.html	50	0.06%
217.	Interpretation of Biomarkers Using Physiologically Based Pharmacokinetic Modeling 2007 Grant Archives Archive Funding Opportunities NCER US EPA http://es.epa.gov/ncer/rfa/2007/2007_star_biomarkers.html	49	0.06%
218.	Corporate Environmental Behavior: Examining the Effectiveness of Government Interventions and Voluntary Initiatives 2001 Grant Archives Archive Funding Opportunities NCER ORD US EPA http://es.epa.gov/ncer/rfa/archive/grants/01/corpor01.html	49	0.06%
219.	Table of Contents http://es.epa.gov/ncer/sbir/program/	49	0.06%
220.	2003 News and Events Archive Archives Calendar of Events NCER ORD US EPA http://es.epa.gov/ncer/events/news/2003/	49	0.06%
221.	Lifestyle and Cultural Practices of Tribal Populations and Risks from Toxic Substances in the Environment 2002 Grant Archives Archive Funding Opportunities NCER ORD US EPA http://es.epa.gov/ncer/rfa/archive/grants/02/02trib_risk.html	49	0.06%
222.	Greater Research Opportunities: Persistent, Bioaccumulative Chemicals 2004 Grant Archives Archive Funding Opportunities NCER ORD US EPA http://es.epa.gov/ncer/rfa/2004/2004_gro_bioaccum.html	49	0.06%
223.	Photo Gallery P3 NCER ORD US EPA http://es.epa.gov/ncer/p3/photo.html	49	0.06%
224.	Early Indicators of Environmentally Induced Disease 2004 Grant Archives Archive Funding Opportunities NCER ORD US EPA http://es.epa.gov/ncer/rfa/2004/2004early_indicators.html	49	0.06%

	Pages	Visits	% Visits
225.	Computational Toxicology: Environmental Bioinformatics Research Center 2004 Grant Archives Archive Funding Opportunities NCER ORD US EPA http://es.epa.gov/ncer/rfa/2004/2004_comp_tox.html	49	0.06%
226.	PM Centers Particulate Matter Science Topics NCER ORD US EPA http://es.epa.gov/ncer/science/pm/centers.html	48	0.06%
227.	The Impact of Climate Change & Variability on Human Health Funding Opportunities NCER ORD US EPA http://es.epa.gov/ncer/rfa/2005/2005_hsa_impacts_research.html	48	0.06%
228.	Newsroom Children's Environmental Health Research Centers US EPA http://es.epa.gov/ncer/childrenscenters/newsroom.html	46	0.05%
229.	P3 Phase 1 Terms and Conditions Guidance & Frequent Questions NCER ORD US EPA http://es.epa.gov/ncer/publications/terms/phase1_tc.html	46	0.05%
230.	http://es.epa.gov/ncerqa/rfa/undgrad.html	46	0.05%
231.	Information for Partners Info For P3 NCER ORD US EPA http://es.epa.gov/ncer/p3/info/partners.html	46	0.05%
232.	2006 P3 Competitors Photo Gallery P3 NCER ORD US EPA http://es.epa.gov/ncer/p3/event_2006/2006_competitors.html	46	0.05%
233.	Environmental Protection Agency http://es.epa.gov/ncer/rfa/archive/grants/01/mercury01.html	45	0.05%
234.	Detection and Monitoring of Engineered Nanomaterials 2007 Grant Archives Archive Funding Opportunities NCER US EPA http://es.epa.gov/ncer/rfa/2007/2007_gro_nano.html	45	0.05%
235.	3rd Annual P3 Award: A National Student Design Competition for Sustainability Focusing on People, Prosperity, and the Planet Funding Opportunities NCER ORD US EPA http://es.epa.gov/ncer/rfa/2006/2006_p3.html	45	0.05%
236.	Application Overview Phase I - P3 Grant Competition/Proof of Concept P3 NCER ORD US EPA http://es.epa.gov/ncer/p3/appoverview.html	45	0.05%
237.	National Sustainable Design Expo 2008 Exhibitors P3 NCER ORD US EPA http://es.epa.gov/ncer/p3/expo/weblist_exhibitors2008.html	45	0.05%
238.	How to Apply Phase I - Project Development P3 NCER ORD US EPA http://es.epa.gov/ncer/p3/apply/	44	0.05%

	Pages	Visits	% Visits
239.	2006 Award Ceremony Agenda 2006 Newsroom P3 NCER ORD US EPA http://es.epa.gov/ncer/p3/press/awardagenda06.html	44	0.05%
240.	Fall 2007 EPA Greater Research Opportunities (GRO) Fellowships for Undergraduate Environmental Study Archive Funding Opportunities NCER ORD US EPA http://es.epa.gov/ncer/rfa/2007/2007_star_gr_o_undergrad.html	44	0.05%
241.	redirect: NCER Topical Searches http://es.epa.gov/ncer/publications/topical/	44	0.05%
242.	Lectures Nanotechnology NCER ORD US EPA http://es.epa.gov/ncer/nano/lectures/	44	0.05%
243.	Quick Guide Basic Information NCER ORD US EPA http://es.epa.gov/ncer/about/quickguide.html	44	0.05%
244.	Market Mechanisms and Incentives: Case Studies and Experimental Testbeds for New Environmental Trading Programs Funding Opportunities NCER US EPA http://es.epa.gov/ncer/rfa/2006/2006_star_mmi.html	43	0.05%
245.	2000 SBIR Phase I 2000 Grant Archives Archive Funding Opportunities NCER ORD US EPA http://es.epa.gov/ncer/rfa/archive/sbir/sbir_phase1_2000.html	43	0.05%
246.	Greater Research Opportunities: Research in Nanoscale Science Engineering and Technology 2004 Grant Archives Archive Funding Opportunities NCER ORD US EPA http://es.epa.gov/ncer/rfa/2004/2004_nano.html	43	0.05%
247.	2008 Recipients Nanotechnology NCER ORD US EPA http://es.epa.gov/ncer/nano/2008recipients.html	43	0.05%
248.	Bibliometrics Publications & Proceedings NCER ORD US EPA http://es.epa.gov/ncer/publications/bibliometrics/	43	0.05%
249.	http://es.epa.gov/ncerqa_abstracts/sbir/other/monana/warburto.html	42	0.05%
250.	Fall 2007 EPA Greater Research Opportunities (GRO) Fellowships for Graduate Environmental Study Archive Funding Opportunities NCER ORD US EPA http://es.epa.gov/ncer/rfa/2007/2007_star_gro_grad.html	42	0.05%
251.	Innovative Approaches to Particulate Matter Health, Composition, and Source Questions Funding Opportunities NCER US EPA http://es.epa.gov/ncer/rfa/2007/2007_star_part_matter.html	42	0.05%
252.	http://es.epa.gov/ncer/p3/project_websites/2007/2007awardwinners.html	42	0.05%

	Pages	Visits	% Visits
■ 253.	EPA Sustainability Programs P3 NCER ORD US EPA http://es.epa.gov/ncer/p3/epa/	42	0.05%
■ 254.	New Investigators Children's Environmental Health Research Centers US EPA http://es.epa.gov/ncer/childrenscenters/newinvestigators.html	42	0.05%
■ 255.	AAAS Research Programs Forum P3 NCER ORD US EPA http://es.epa.gov/ncer/p3/forum/aaas.html	42	0.05%
■ 256.	Mt.Sinai Children's Environmental Health and Disease Prevention Research Center Publications Children's Environmental Health Research Centers US EPA http://es.epa.gov/ncer/childrenscenters/sinai_pubs.html	42	0.05%
■ 257.	Results Children's Environmental Health Research Centers US EPA http://es.epa.gov/ncer/childrenscenters/results.html	41	0.05%
■ 258.	Abstract Guidelines Forum Fellowships NCER ORD US EPA http://es.epa.gov/ncer/fellow/forum/abstractguide.html	41	0.05%
■ 259.	Special SBIR Phase I Solicitation 2003 SBIR Archives Archive Funding Opportunities NCER ORD US EPA http://es.epa.gov/ncer/rfa/current/sbir_phaseI_air.html	41	0.05%
■ 260.	Corporate Environmental Behavior: Examining the Effectiveness of Government Interventions and Voluntary Initiatives 2002 Grant Archives Archive Funding Opportunities NCER ORD US EPA http://es.epa.gov/ncer/rfa/archive/grants/02/02corpbehav.html	41	0.05%
■ 261.	2004 P3 Projects Past P3 Projects P3 NCER ORD US EPA http://es.epa.gov/ncer/p3/project_websites/2004_project_websites.html	41	0.05%
■ 262.	University of Illinois at Urbana-Champaign Children's Environmental Health Research Centers US EPA http://es.epa.gov/ncer/childrenscenters/illinois.html	41	0.05%
■ 263.	Breath of Air Transcript Children's Environmental Health Research Centers US EPA http://es.epa.gov/ncer/childrenscenters/outreach_docs/breath_of_air_trans3.html	41	0.05%
■ 264.	Related Links Nanotechnology NCER ORD US EPA http://es.epa.gov/ncer/nano/links/	41	0.05%
■ 265.	Agenda Interagency Environmental Nanotechnology Grantees Workshop Calendar of Events NCER ORD US EPA http://es.epa.gov/ncer/events/calendar/2008/nov19/agenda.html	41	0.05%

	Pages	Visits	% Visits
266.	Acknowledgement of EPA Support Guidance & Frequent Questions NCER ORD US EPA http://es.epa.gov/ncer/guidance/star_images.html	41	0.05%
267.	EXPOSURE MEASUREMENT TOOLS FOR ENDOCRINE DISRUPTING CHEMICALS IN MIXTURES Funding Opportunities NCER ORD US EPA http://es.epa.gov/ncer/rfa/2005/2005_exp_meas_tools.html	40	0.05%
268.	Partner Programs Biodiversity & Human Health NCER US EPA http://es.epa.gov/ncer/biodiversity/programs.html	40	0.05%
269.	http://es.epa.gov/ncerqa/qa/qa_docs.html	40	0.05%
270.	Basic Information Small Business Innovation Research NCER ORD US EPA http://es.epa.gov/ncer/sbir/factsheet.html	40	0.05%
271.	Sources, Composition, and Health Effects of Coarse Particulate Matter Funding Opportunities NCER US EPA http://es.epa.gov/ncer/rfa/2006/2006_star_coarse_pm.html	39	0.05%
272.	Basic Information Children's Environmental Health Research Centers US EPA http://es.epa.gov/ncer/childrenscenters/basic_info.html	39	0.05%
273.	1997 Graduate Fellowships Fellowships NCER ORD US EPA http://es.epa.gov/ncer/fellow/recipients/97felltbl.html	39	0.05%
274.	2006 News and Events Archive Archives Calendar of Events NCER ORD US EPA http://es.epa.gov/ncer/events/news/2006/	39	0.05%
275.	1999 STAR Graduate Fellowships Fellowships NCER ORD US EPA http://es.epa.gov/ncer/fellow/recipients/fellow99.html	39	0.05%
276.	http://es.epa.gov/ncerqa/rfa/kids2000.html	38	0.04%
277.	Eligibility P3 NCER ORD US EPA http://es.epa.gov/ncer/p3/eligibility/	38	0.04%
278.	Shedding Light on Clean Drinking Water P3 NCER ORD US EPA http://es.epa.gov/ncer/p3/success/berkeley.html	38	0.04%
279.	Background Biodiversity & Human Health NCER US EPA http://es.epa.gov/ncer/biodiversity/background.html	38	0.04%
280.	Joint Program on Phytoremediation 2001 Grant Archives Archive Funding Opportunities NCER ORD US EPA http://es.epa.gov/ncer/rfa/archive/grants/01/phytore00.html	38	0.04%
281.	P3 Phase 2 Terms and Conditions Guidance & Frequent Questions NCER ORD US EPA http://es.epa.gov/ncer/publications/terms/phase2_tc.html	38	0.04%

	Pages	Visits	% Visits
■ 282.	Education Factsheets Children's Environmental Health Research Centers US EPA http://es.epa.gov/ncer/childrenscenters/outreach.html	38	0.04%
■ 283.	Nanotechnology for Water Purification and Waste Treatment Lectures Nanotechnology NCER ORD US EPA http://es.epa.gov/ncer/nano/lectures/071805_lecture.html	38	0.04%
■ 284.	Cooperative Training Partnership in Aquatic Toxicology and Ecosystem Research Funding Opportunities NCER ORD US EPA http://es.epa.gov/ncer/rfa/2006/2006_oth_coop_training.html	38	0.04%
■ 285.	Award Recipients List STAR Grants and Cooperative Agreements NCER ORD US EPA http://es.epa.gov/ncer/grants/recipients_index.html	37	0.04%
■ 286.	Applying for STAR Grants Guidance & Frequent Questions NCER ORD US EPA http://es.epa.gov/ncer/guidance/star_faq.html	37	0.04%
■ 287.	National Sustainable Design Expo 2007 Exhibitors P3 NCER ORD US EPA http://es.epa.gov/ncer/p3/expo/weblis_exhibitors2007.html	37	0.04%
■ 288.	PCBs Children's Environmental Health Research Centers US EPA http://es.epa.gov/ncer/childrenscenters/pcb.html	37	0.04%
■ 289.	EPA#Venture Capital Community Summit: Exploring Programs to Commercialize Environmental Technology NCER US EPA http://es.epa.gov/ncer/venturecapital/	37	0.04%
■ 290.	Greater Research Opportunities: Environmentally Benign Manufacturing and Processing Funding Opportunities NCER ORD US EPA http://es.epa.gov/ncer/rfa/2006/2006_gro_solicitation.html	37	0.04%
■ 291.	Peer Review Phase I - Project Development P3 NCER ORD US EPA http://es.epa.gov/ncer/p3/peerreview.html	37	0.04%
■ 292.	2007 STAR Graduate Fellowships Fellowships NCER ORD US EPA http://es.epa.gov/ncer/fellow/recipients/star_fellow07.html	37	0.04%
■ 293.	Fellowship Conference Posters http://es.epa.gov/ncer/fellow/posters/	36	0.04%
■ 294.	Controlling Pests: Roaches, Mice, Rats Children's Environmental Health Research Centers US EPA http://es.epa.gov/ncer/childrenscenters/controllingpest.html	36	0.04%
■ 295.	Selected Readings Biodiversity & Human Health NCER US EPA http://es.epa.gov/ncer/biodiversity/selreading.html	36	0.04%

	Pages	Visits	% Visits
296.	Employment Resources Forum Fellowships NCER ORD US EPA http://es.epa.gov/ncer/fellow/forum/employ.html	36	0.04%
297.	Computational Toxicology Centers: Development Of Predictive Environmental And Biomedical Computer-Based Simulations And Models Funding Opportunities NCER US EPA http://es.epa.gov/ncer/rfa/2007/2007_comp_tox.html	36	0.04%
298.	2003 STAR Graduate Fellowships Fellowships NCER ORD US EPA http://es.epa.gov/ncer/fellow/recipients/star_fellow03.html	36	0.04%
299.	Valuation for Environmental Policy Funding Opportunities NCER ORD US EPA http://es.epa.gov/ncer/rfa/2005/2005_vep.html	36	0.04%
300.	Collaborative Community and Regional Programs Collaborative Science and Technology Network for Sustainability (CNS) NCER ORD US EPA http://es.epa.gov/ncer/cns/programs.html	36	0.04%
301.	2005 STAR Graduate Fellowships Fellowships NCER ORD US EPA http://es.epa.gov/ncer/fellow/recipients/star_fellow05.html	36	0.04%
302.	Information For P3 NCER ORD US EPA http://es.epa.gov/ncer/p3/info/	36	0.04%
303.	EPA: ORD: NCER: Events: Participants: Workshop on Pharmaceuticals in the Environment http://es.epa.gov/ncer/publications/workshop/8-23-2005/participants.html	36	0.04%
304.	Corporate Environmental Performance and the Effectiveness of Government Interventions 2000 Grant Archives Archive Funding Opportunities NCER ORD US EPA http://es.epa.gov/ncer/rfa/archive/grants/00/corpp00.html	35	0.04%
305.	2007 Level III Scientific And Technological Achievement Awards (STAA) STAA Environmental Protection Agency http://es.epa.gov/ncer/staa/annual/2007/2007level3.html	35	0.04%
306.	http://es.epa.gov/ncerqa.sbir/	35	0.04%
307.	Remediation Research Projects Nanotechnology NCER ORD US EPA http://es.epa.gov/ncer/nano/research/nano_remediation.html	35	0.04%
308.	Recreational Water Quality: Indicators and Interstitial Zones 2000 Grant Archives Archive Funding Opportunities NCER ORD US EPA http://es.epa.gov/ncer/rfa/archive/grants/00/beaches4.html	35	0.04%
309.	Presentations Small Business Innovation Research NCER ORD US EPA http://es.epa.gov/ncer/sbir/presentations.html	35	0.04%

	Pages	Visits	% Visits
■ 310.	Draft Agenda International Environmental Nanotechnology Conference: Applications and Implications Calendar of Events NCER ORD US EPA http://es.epa.gov/ncer/events/calendar/2008/oct07/agenda.html	35	0.04%
■ 311.	Workshops Small Business Innovation Research NCER ORD US EPA http://es.epa.gov/ncer/sbir/workshops.html	35	0.04%
■ 312.	EPA: NCER: P3 http://es.epa.gov/ncer/P3recipients/2005/	34	0.04%
■ 313.	EPA: ORD: NCER: Publications & Proceedings http://es.epa.gov/ncer/publications/science_forum/	34	0.04%
■ 314.	EPA Mission and R & D Strategy 1997 Grant Archives Archive Funding Opportunities NCER ORD US EPA http://es.epa.gov/ncer/rfa/archive/grants/97/mission.html	34	0.04%
■ 315.	News: Dr.Philip Landrigan of Mt.Sinai Children's Center Named http://es.epa.gov/ncer/childrenscenters/news_stories/mtsinai_2006.html	34	0.04%
■ 316.	Center Contacts Children's Environmental Health Research Centers US EPA http://es.epa.gov/ncer/childrenscenters/centercontacts.html	34	0.04%
■ 317.	http://es.epa.gov/ncerqa_abstracts/grants/94/cpwater/wtr12.html	34	0.04%
■ 318.	News: University of Cincinnati Children's Center Finds Exposure to http://es.epa.gov/ncer/childrenscenters/news_stories/ucin_100506.html	34	0.04%
■ 319.	STAR Grantees Win Best Poster Prize http://es.epa.gov/ncer/events/news/2004/06_18_04a.html	34	0.04%
■ 320.	DHS-EPA Cooperative Center of Excellence on the Methods and Science to Conduct Microbial Risk Assessment in Support of Homeland Security Objectives 2004 Grant Archives Archive Funding Opportunities NCER ORD US EPA http://es.epa.gov/ncer/rfa/2004/2004_microbial_risk.html	34	0.04%
■ 321.	Duke University Project Overview Diagram Duke University Center for Children's http://es.epa.gov/ncer/childrenscenters/dukediagram.html	34	0.04%
■ 322.	Home Lead Sampling Video Excerpt - University of Cincinnati Transcript Children's Environmental Health Research Centers US EPA http://es.epa.gov/ncer/childrenscenters/outreach_docs/home_lead_segment.html	34	0.04%

	Pages	Visits	% Visits
323.	2001 Graduate Fellowships Fellowships NCER ORD US EPA http://es.epa.gov/ncer/fellow/recipient/star_fellow01.html	34	0.04%
324.	Centers for Children's Environmental Health and Disease Prevention Research 2003 Grant Archives Archive Funding Opportunities NCER ORD US EPA http://es.epa.gov/ncer/rfa/current/2003_child_health.html	34	0.04%
325.	Science To Achieve Results* (STAR) Graduate Environmental Education Fellowships Announcement and Instructions for the 1997-1998 Academic Year Archive Funding Opportunities NCER ORD US EPA http://es.epa.gov/ncer/rfa/archive/fellow/felsol.html	34	0.04%
326.	Environmental Tools of the Future, Today: Nanotechnology 2003 News and Events Archive Archives Calendar of Events NCER ORD US EPA http://es.epa.gov/ncer/events/news/2003/01_15_03a.html	33	0.04%
327.	Development of High-Throughput Screening Approaches for Prioritizing Chemicals for the Endocrine Disruptors Screening Program 2003 Grant Archives Archive Funding Opportunities NCER ORD US EPA http://es.epa.gov/ncer/rfa/archive/grants/03/current/2003high_throughput.html	33	0.04%
328.	Forms P3 NCER ORD US EPA http://es.epa.gov/ncer/P3/forms/	33	0.04%
329.	EPA: ORD: NCER: Events: News http://es.epa.gov/ncer/events/news/2003/nas_special.html	33	0.04%
330.	Ultrafine Particle Research Research Projects Nanotechnology NCER ORD US EPA http://es.epa.gov/ncer/nano/research/particle_index.html	33	0.04%
331.	1995 Graduate Fellowships Fellowships NCER ORD US EPA http://es.epa.gov/ncer/fellow/recipient/felltbl.html	33	0.04%
332.	Technology for a Sustainable Environment 2001 Grant Archives Archive Funding Opportunities NCER ORD US EPA http://es.epa.gov/ncer/rfa/archive/grants/01/tse01.html	33	0.04%
333.	Wildlife Research Projects Endocrine Disruptors Research Science Topics NCER ORD US EPA http://es.epa.gov/ncer/science/endocrine/wildlife.html	33	0.04%
334.	CONTINUOUS MEASUREMENT METHODS FOR PARTICULATE MATTER COMPOSITION Funding Opportunities NCER ORD US EPA http://es.epa.gov/ncer/rfa/2005/2005_cont_meas_methods_pm.html	33	0.04%

	Pages	Visits	% Visits
■ 335.	University Of New Hampshire Students Without Borders Draw Water From Sand Newsroom P3 NCER ORD US EPA http://es.epa.gov/ncer/p3/press/04_24_07_statesnews.html	33	0.04%
■ 336.	The Virtual World Lets Students Ponder How to Save Mother Earth Newsroom P3 NCER ORD US EPA http://es.epa.gov/ncer/p3/press/11_14_06.html	32	0.04%
■ 337.	2004 STAR Graduate Fellowships Fellowships NCER ORD US EPA http://es.epa.gov/ncer/fellow/recipient/star_fellow04.html	32	0.04%
■ 338.	Conference Resources 2008 Forum Fellowships NCER ORD US EPA http://es.epa.gov/ncer/fellow/forum/conference.html	32	0.04%
■ 339.	1998 STAR Graduate Fellowships Fellowships NCER ORD US EPA http://es.epa.gov/ncer/fellow/recipient/fellow98.html	32	0.04%
■ 340.	2000 Minority Academic Institutions Undergraduate Student Fellowships Archive Funding Opportunities NCER ORD US EPA http://es.epa.gov/ncer/rfa/archive/fellow/undgrad.html	32	0.04%
■ 341.	2000 STAR Graduate Fellowships Fellowships NCER ORD US EPA http://es.epa.gov/ncer/fellow/recipient/fellow00.html	32	0.04%
■ 342.	Ecology and Oceanography of Harmful Algal Blooms 2003 Grant Archives Archive Funding Opportunities NCER ORD US EPA http://es.epa.gov/ncer/rfa/current/2003ecohab.html	31	0.04%
■ 343.	Draft Agenda Future Air Quality with Projected Global Changes: A Progress Review Meeting Presented by EPA Global Change STAR Grantees Calendar of Events NCER ORD US EPA http://es.epa.gov/ncer/events/calendar/2008/oct27/agenda.html	31	0.04%
■ 344.	Interdisciplinary Forum and Workshop Biodiversity & Human Health NCER US EPA http://es.epa.gov/ncer/biodiversity/workshop.html	31	0.04%
■ 345.	Events Biodiversity & Human Health NCER US EPA http://es.epa.gov/ncer/biodiversity/events.html	31	0.04%
■ 346.	2005 News and Events Archive Archives Calendar of Events NCER ORD US EPA http://es.epa.gov/ncer/events/news/2005/	31	0.04%
■ 347.	Other Sustainability Resources P3 NCER ORD US EPA http://es.epa.gov/ncer/p3/other/	31	0.04%
■ 348.	Media Info For P3 NCER ORD US EPA http://es.epa.gov/ncer/p3/info/media.html	31	0.04%

	Pages	Visits	% Visits
349.	http://es.epa.gov/ncerqa_abstracts/centers/hsrc/detection/det9.html	31	0.04%
350.	Greening the Campus: Improving the Environmental Performance of Buildings and Institutions P3 NCER ORD US EPA http://es.epa.gov/ncer/p3/success/oberlin.html	31	0.04%
351.	Research Projects Endocrine Disruptors Research Science Topics NCER ORD US EPA http://es.epa.gov/ncer/science/endocrine/researchproj.html	31	0.04%
352.	University of Iowa Children's Environmental Airway Disease Center (1998-2004) Children's Environmental Health Research Centers US EPA http://es.epa.gov/ncer/childrenscenters/iowa.html	31	0.04%
353.	Current Solicitation Small Business Innovation Research NCER ORD US EPA http://es.epa.gov/ncer/sbir/current_solicitation.html	31	0.04%
354.	Solicitations Economics and Decision Sciences Science Topics NCER ORD US EPA http://es.epa.gov/ncer/science/economics/economics.html	31	0.04%
355.	2008 GRO Graduate Fellowships Fellowships NCER ORD US EPA http://es.epa.gov/ncer/fellow/recipients/gro_fellow08.html	31	0.04%
356.	Cincinnati Children's Environmental Health Center (2001-2006) Research Projects Children's Environmental Health Research Centers US EPA http://es.epa.gov/ncer/childrenscenters/cincinnati_projects.html	31	0.04%
357.	EPA Announces 66 Research Grants to Develop Sustainability Designs 2004 News and Events Archive Archives Calendar of Events NCER ORD US EPA http://es.epa.gov/ncer/events/news/2004/10_22_04a.html	31	0.04%
358.	Environmental Protection Agency http://es.epa.gov/ncer/publications/workshop/04_21_99agenda.html	30	0.04%
359.	2006 STAR Graduate Fellowships Fellowships NCER ORD US EPA http://es.epa.gov/ncer/fellow/recipients/star_fellow06.html	30	0.04%
360.	Contact Us Biodiversity & Human Health NCER US EPA http://es.epa.gov/ncer/biodiversity/contact.html	30	0.04%
361.	1996 Graduate Fellowships Fellowships NCER ORD US EPA http://es.epa.gov/ncer/fellow/recipients/96felltbl.html	30	0.04%

	Pages	Visits	% Visits
■ 362.	Follow the Green Nano Road NCER ORD US EPA http://es.epa.gov/ncer/events/news/2008/10_07_08_top_story.html	30	0.04%
■ 363.	2009 STAA Competition STAA NCER ORD US EPA http://es.epa.gov/ncer/staa/annual/2009/current_comp.html	30	0.04%
■ 364.	Conference Registration Forum Fellowships NCER ORD US EPA http://es.epa.gov/ncer/fellow/forum/conference/08/may19/registration.html	30	0.04%
■ 365.	Market Mechanisms and Incentives for Environmental Management 2003 Grant Archives Archive Funding Opportunities NCER ORD US EPA http://es.epa.gov/ncer/rfa/current/2003_market_mech.html	30	0.04%
■ 366.	Jeopardy! Quizzes America with Environmental Clues Newsroom Archive Newsroom P3 NCER ORD US EPA http://es.epa.gov/ncer/p3/press/05_07_07.html	30	0.04%
■ 367.	Exposures and Outcomes: Research Leading to Interventions Children's Environmental Health Research Centers US EPA http://es.epa.gov/ncer/childrenscenters/exposuremap.html	29	0.03%
■ 368.	UC Berkeley Center for Children's Environmental Health Research Publications Children's Environmental Health Research Centers US EPA http://es.epa.gov/ncer/childrenscenters/berkeley_pubs.html	29	0.03%
■ 369.	Student Group Tests Solar Greenhouse Energy Efficiency Newsroom P3 NCER ORD US EPA http://es.epa.gov/ncer/p3/press/04_26_07_mtimes.html	29	0.03%
■ 370.	EPA: ORD: NCER: Events: Agenda: Workshop on Pharmaceuticals in the Environment http://es.epa.gov/ncer/publications/workshop/8-23-2005/agenda.html	29	0.03%
■ 371.	Contact Us P3 NCER ORD US EPA http://es.epa.gov/ncer/P3/contact.html	29	0.03%
■ 372.	2001 MAI Graduate Fellowships Fellowships NCER ORD US EPA http://es.epa.gov/ncer/fellow/recipients/mai_fellow01.html	29	0.03%
■ 373.	EPA: NCER: Publications: Meetings Has Moved - 404 http://es.epa.gov/ncer/publications/meetings/	29	0.03%
■ 374.	Additional Awards P3 Award Competition P3 NCER ORD US EPA http://es.epa.gov/ncer/p3/addawards.html	29	0.03%

	Pages	Visits	% Visits
375.	redirect: Development and Evaluation of Innovative Approaches for the Quantitative Assessment of Pathogens and Cyanobacteria and Their Toxins in Drinking Water http://es.epa.gov/ncer/drinkingwaterpathogens/	29	0.03%
376.	EPA's People, Prosperity and the Planet (P3) awards given to biodiesel projects P3 NCER ORD US EPA http://es.epa.gov/ncer/events/news/2008/04_24_08_blog.html	29	0.03%
377.	Fire, Climate, and Air Quality 2004 Grant Archives Archive Funding Opportunities NCER ORD US EPA http://es.epa.gov/ncer/rfa/2004/2004_fire_climate.html	29	0.03%
378.	2007 News and Events Archive Archives Calendar of Events NCER ORD US EPA http://es.epa.gov/ncer/events/news/2007/	29	0.03%
379.	Wei-xian Zhang Lectures Nanotechnology NCER ORD US EPA http://es.epa.gov/ncer/nano/lectures/zhang.html	29	0.03%
380.	New Video Captures the Excitement of the P3 Expo on the Mall NCER ORD US EPA http://es.epa.gov/ncer/events/news/2007/10_17_07_feature.html	28	0.03%
381.	EPA: ORD: NCER: Small Business Innovation Research http://es.epa.gov/ncer/rfa/archive/sbir/	28	0.03%
382.	42 P3 Grants Awarded 2006 News and Events Archive Archives Calendar of Events NCER ORD US EPA http://es.epa.gov/ncer/events/news/2006/09_29_06_p3.html	28	0.03%
383.	Technology for a Sustainable Environment 1998 Grant Archives Archive Funding Opportunities NCER ORD US EPA http://es.epa.gov/ncer/rfa/archive/grants/98/98tse.html	28	0.03%
384.	Exploratory Research to Anticipate Future Environmental Issues 2000 Grant Archives Archive Funding Opportunities NCER ORD US EPA http://es.epa.gov/ncer/rfa/archive/grants/00/explfuturefnl.html	28	0.03%
385.	 Fellowships NCER ORD US EPA http://es.epa.gov/ncer/fellows/	28	0.03%
386.	Logistics National Sustainable Design Expo P3 NCER ORD US EPA http://es.epa.gov/ncer/p3/expo/logistics.html	28	0.03%

	Pages	Visits	% Visits
■ 387.	Agenda Collaborative Science and Technology Network For Sustainability (CNS) Grantees Workshop Calendar of Events NCER ORD US EPA http://es.epa.gov/ncer/events/calendar/2008/apr22/agenda.html	28	0.03%
■ 388.	EPA: ORD: NCER: Bioinformatics http://es.epa.gov/ncer/2005bioinformatics/	28	0.03%
■ 389.	Environmental Science and Engineering Fellows Program Archives Publications & Proceedings NCER ORD US EPA http://es.epa.gov/ncer/publications/archive/aaas97.html	28	0.03%
■ 390.	Scientific and Technological Achievement Awards 2009 Nomination Procedures And Guidelines Current STAA Competition STAA NCER ORD US EPA http://es.epa.gov/ncer/staa/annual/2009/2009_nomination_procedures.html	28	0.03%
■ 391.	Phase II - P3 Award Winners P3 NCER ORD US EPA http://es.epa.gov/ncer/p3/award_winners.html	28	0.03%
■ 392.	EPA: ORD: NCER: Small Business Innovation Research http://es.epa.gov/ncer/sbir/awards/sbirtbl1.html	28	0.03%
■ 393.	Fellows Web Sites Forum Fellowships NCER ORD US EPA http://es.epa.gov/ncer/fellow/forum/sites.html	28	0.03%
■ 394.	Project Officer Contact Forum Fellowships NCER ORD US EPA http://es.epa.gov/ncer/fellow/forum/contacts.html	28	0.03%
■ 395.	TSE Results Technology for a Sustainable Environment Science Topics NCER ORD US EPA http://es.epa.gov/ncer/science/tse/results.html	28	0.03%
■ 396.	Information for P3 Teams P3 NCER ORD US EPA http://es.epa.gov/ncer/P3/teams/	28	0.03%
■ 397.	Decision Making and Valuation for Environmental Policy 1996 Grant Archives Archive Funding Opportunities NCER ORD US EPA http://es.epa.gov/ncer/rfa/archive/grants/96/96vepann.html	28	0.03%
■ 398.	News and Events Collaborative Science and Technology Network for Sustainability (CNS) NCER ORD US EPA http://es.epa.gov/ncer/cns/news.html	28	0.03%
■ 399.	Small Business Nanofiber Research to Be Showcased 2002 News and Events Archive Archives Calendar of Events NCER ORD US EPA http://es.epa.gov/ncer/events/news/2002/09_05_02a.html	27	0.03%

	Pages	Visits	% Visits
400.	Relevant Meetings Nanotechnology NCER ORD US EPA http://es.epa.gov/ncer/nano/relevant_meetings/	27	0.03%
401.	Contact Us Children's Environmental Health Research Centers US EPA http://es.epa.gov/ncer/childrenscenters/contacts.html	27	0.03%
402.	Environmental SBIR Awards by Other Agencies http://es.epa.gov/ncer/sbir/agency/govtwide.html	27	0.03%
403.	EPA: ORD: NCER: SBIR: FY03 Awards: Water http://es.epa.gov/ncer/sbir/awards/2003_water.html	27	0.03%
404.	\$3.2 Million in Small Business Grants for New Environmental Technologies 2005 News and Events Archive Archives Calendar of Events NCER ORD US EPA http://es.epa.gov/ncer/events/news/2005/04_13_05_feature.html	27	0.03%
405.	DEVELOPMENT AND EVALUATION OF INNOVATIVE APPROACHES FOR THE QUANTITATIVE ASSESSMENT OF PATHOGENS IN DRINKING WATER Funding Opportunities NCER ORD US EPA http://es.epa.gov/ncer/rfa/2005/2005_pathogens_drinking_water.html	27	0.03%
406.	Recipients and their Research Results Global Change Science Topics NCER ORD US EPA http://es.epa.gov/ncer/science/globalclimate/recipients.html	27	0.03%
407.	2006/2007 P3 Teams P3 NCER ORD US EPA http://es.epa.gov/ncer/p3/project_websites/2006/	27	0.03%
408.	Fall 2004 Minority Academic Institutions(MAI) Undergraduate Student Fellowships 2004 Grant Archives Archive Funding Opportunities NCER ORD US EPA http://es.epa.gov/ncer/rfa/current/2004_mai_undergrad_fellow.html	27	0.03%
409.	Calendar Children's Environmental Health Research Centers US EPA http://es.epa.gov/ncer/childrenscenters/events.html	27	0.03%
410.	Aggregate Exposure Assessment: Longitudinal Surveys of Human Exposure-Related Behavior 2003 Grant Archives Archive Funding Opportunities NCER ORD US EPA http://es.epa.gov/ncer/rfa/current/2003_expos_assess.html	27	0.03%
411.	Small Business Innovation Research Archive Funding Opportunities NCER ORD US EPA http://es.epa.gov/ncer/rfa/archive/sbir/sbir_phase1_2002.html	27	0.03%

	Pages	Visits	% Visits
412.	EPA Awards \$40 Million in Grants to Study Health Effects of Particulate Matter 2005 News and Events Archive Archives Calendar of Events NCER ORD US EPA http://es.epa.gov/ncer/events/news/2005/11_17_05_feature.html	27	0.03%
413.	Biographies Agenda Environmental Health for Work and for Life 2006 News and Events Archive Archives Calendar of Events NCER ORD US EPA http://es.epa.gov/ncer/events/calendar/2006/apr26/bios.html	27	0.03%
414.	News: UMDNJ Children's Center Develops New Tests to Detect Autism, Patents Novel Lipid Treatment Options Children's Environmental Health Research Centers US EPA http://es.epa.gov/ncer/childrenscenters/news_stories/umdnj_021807.html	27	0.03%
415.	Fellowship Inventory Forum Fellowships NCER ORD US EPA http://es.epa.gov/ncer/fellow/forum/inventory.html	26	0.03%
416.	Hotel Information Conference Resources Forum Fellowships NCER ORD US EPA http://es.epa.gov/ncer/fellow/forum/conference/08/may19/hotelinfo.html	26	0.03%
417.	2008 Expo and P3 Audio Files P3 NCER ORD US EPA http://es.epa.gov/ncer/p3/event_2008/audio_files/	26	0.03%
418.	Assessing the Consequences of Global Change for Air Quality: Sensitivity of U.S. Air Quality to Climate Change and Future Global Impacts 2002 Grant Archives Archive Funding Opportunities NCER ORD US EPA http://es.epa.gov/ncer/rfa/archive/grants/02/02globalimpact.html	26	0.03%
419.	SU833524 2008 Project Descriptions P3 NCER ORD US EPA http://es.epa.gov/ncer/p3/project_websites/2008/su833524.html	26	0.03%
420.	STAR & GRO Fellowship Archives Archives Funding Opportunities NCER ORD US EPA http://es.epa.gov/ncer/rfa/archive/fellow/	26	0.03%
421.	Review and Selection 1997 Grant Archives Archive Funding Opportunities NCER ORD US EPA http://es.epa.gov/ncer/rfa/archive/grants/97/review.html	26	0.03%
422.	Speaker's Biographies Awards Ceremony 2006 Newsroom P3 NCER ORD US EPA http://es.epa.gov/ncer/P3/press/awardsbios.html	26	0.03%
423.	Cleaning Windows: TiO2 for Visible-Light Photodegradation of Pollutant Lectures Nanotechnology NCER ORD US EPA http://es.epa.gov/ncer/nano/lectures/092605_lecture.html	26	0.03%

	Pages	Visits	% Visits
■ 424.	NCER Grant Results Overviews Publications & Proceedings NCER ORD US EPA http://es.epa.gov/ncer/publications/overview/	26	0.03%
■ 425.	Research and Monitoring Program on Ecological Effects of Environmental Stressors Using Coastal Intensive Sites 1998 Grant Archives Archive Funding Opportunities NCER ORD US EPA http://es.epa.gov/ncer/rfa/archive/grants/98/ncoast.html	26	0.03%
■ 426.	Developing Regional-Scale Stressor-Response Models for Use in Environmental Decision-Making 2002 Grant Archives Archive Funding Opportunities NCER ORD US EPA http://es.epa.gov/ncer/rfa/archive/grants/02/02regstressor.html	26	0.03%
■ 427.	Fate and Transport Research Projects Nanotechnology NCER ORD US EPA http://es.epa.gov/ncer/nano/research/nano_fate_and_transport.html	26	0.03%
■ 428.	EPA Awards Three Colorado Small Businesses \$350,000 in Innovation Research Contracts 2007 News and Events Archive Archives Events NCER ORD US EPA http://es.epa.gov/ncer/events/news/2007/02_28_07_award.html	26	0.03%
■ 429.	Info for Exhibitors Information For P3 NCER ORD US EPA http://es.epa.gov/ncer/p3/become_exhibitor.html	26	0.03%
■ 430.	Frequently Asked Questions (FAQs) GRO Graduate Fellowships Guidance & Frequent Questions NCER ORD US EPA http://es.epa.gov/ncer/guidance/faqs/2006_faq_gro_grad.html	26	0.03%
■ 431.	STAR Grantee Featured in Newsweek 2007 News and Events Archive Archives Calendar of Events NCER ORD US EPA http://es.epa.gov/ncer/events/news/2007/07_11_07_people_schoenfuss.html	26	0.03%
■ 432.	Nanostructured Microemulsions as Alternative Solvents to VOCs in Cleaning Technologies and Vegetable Oil Extraction Presentations and Abstracts Nanotechnology and the Environment: Applications and Implications Progress Review Workshop III Meetings & Workshops Publications & Proceedings NCER ORD US EPA http://es.epa.gov/ncer/publications/workshop/10_26_05/abstracts/do.html	26	0.03%
■ 433.	M.C.Roco Lectures Nanotechnology NCER ORD US EPA http://es.epa.gov/ncer/nano/lectures/roco.html	26	0.03%

	Pages	Visits	% Visits
434.	2004 GRO Fellowships for Undergraduate Environmental Study 2004 Fellowship Archives Archive Funding Opportunities NCER ORD US EPA http://es.epa.gov/ncer/rfa/current/2004_gro_undegrad_fellow.html	25	0.03%
435.	Ecology and Oceanography of Harmful Algal Blooms 1998 Grant Archives Archive Funding Opportunities NCER ORD US EPA http://es.epa.gov/ncer/rfa/archive/grants/98/ecohab.html	25	0.03%
436.	Small Businesses Grow Big Environmental Technologies NCER ORD US EPA http://es.epa.gov/ncer/events/news/2008/03_25_08_top_story.html	25	0.03%
437.	COMPLEX CHEMICAL MIXTURES 2000 Grant Archives Archive Funding Opportunities NCER ORD US EPA http://es.epa.gov/ncer/rfa/archive/grants/00/mixtures00.html	25	0.03%
438.	2004 GRO Undergraduate Fellows Fellowships NCER ORD US EPA http://es.epa.gov/ncer/fellow/recipient/gro_fellow_04_under.html	25	0.03%
439.	2004 News and Events Archive Archives Calendar of Events NCER ORD US EPA http://es.epa.gov/ncer/events/news/2004/	25	0.03%
440.	Agenda EPA Region 2 ETV-SBIR Workshop Calendar of Events NCER ORD US EPA http://es.epa.gov/ncer/events/calendar/2008/oct07_2/agenda.html	25	0.03%
441.	Microbial Risk in Drinking Water 2003 Grant Archives Archive Funding Opportunities NCER ORD US EPA http://es.epa.gov/ncer/rfa/current/2003_microbial.html	25	0.03%
442.	Frequent Questions National Sustainable Design Expo P3 NCER ORD US EPA http://es.epa.gov/ncer/p3/expo/faq.html	25	0.03%
443.	http://es.epa.gov/ncerqa/rfa/cendo.html	25	0.03%
444.	Overview &#8212; Goals of the Program Children's Environmental Health Research Centers US EPA http://es.epa.gov/ncer/childrenscenters/goals.html	25	0.03%
445.	Center for Children's Environmental Health and Disease Prevention at the Harvard School of Public Health, Boston Children's Environmental Health Research Centers US EPA http://es.epa.gov/ncer/childrenscenters/harvard_projects.html	25	0.03%
446.	SU833562 2008 Project Descriptions P3 NCER ORD US EPA http://es.epa.gov/ncer/p3/project_websites/2008/su833562.html	25	0.03%

	Pages	Visits	% Visits
447.	1998 STAR Fellowships for Graduate Environmental Study 1998 Fellows Archive Archive Funding Opportunities NCER ORD US EPA http://es.epa.gov/ncer/rfa/archive/grants/98/fellowrfa.html	25	0.03%
448.	2008 Award Ceremony Photo Gallery P3 NCER ORD US EPA http://es.epa.gov/ncer/p3/event_2008/event_photos/awards/awards.html	25	0.03%
449.	Ecology And Oceanography Of Harmful Algal Blooms 2004 Grant Archives Archive Funding Opportunities NCER ORD US EPA http://es.epa.gov/ncer/rfa/2004/2004_ecohab.html	25	0.03%
450.	Johns Hopkins Center for Childhood Asthma in the Urban Environment Publications Children's Environmental Health Research Centers US EPA http://es.epa.gov/ncer/childrenscenters/hopkins_publications.html	25	0.03%
451.	Airborne Particulate Matter http://es.epa.gov/ncer/rfa/archive/grants/02/02pmcardio.html	25	0.03%
452.	Environmental Protection Agency http://es.epa.gov/ncer/events/calendar/2004/feb4/logistics.html	25	0.03%
453.	Assessing the Condition of Great Rivers Using Benthic and Planktonic Algal Indicators Funding Opportunities NCER ORD US EPA http://es.epa.gov/ncer/rfa/2005/2005_emap_great_rivers.html	25	0.03%
454.	Fall 2003 Minority Academic Institutions (MAI) Undergraduate Student Fellowships 2003 Fellowship Archives Archive Funding Opportunities NCER ORD US EPA http://es.epa.gov/ncer/rfa/current/2003_mai_under.html	25	0.03%
455.	Children and Asthma -- Southern California: USC/ UCLA Children's Center Transcript Children's Environmental Health Research Centers US EPA http://es.epa.gov/ncer/childrenscenters/outreach_docs/asthma_trans_seg3.html	25	0.03%
456.	Untitled Document http://es.epa.gov/ncer/rfa/current/2003airpm.html	25	0.03%
457.	Project Abstracts Fellowships NCER ORD US EPA http://es.epa.gov/ncer/fellow/abstracts/	25	0.03%
458.	2007 Level II Scientific And Technological Achievement Awards (STAA) STAA Environmental Protection Agency http://es.epa.gov/ncer/staa/annual/2007/2007level2.html	25	0.03%
459.	EPA: ORD: NCER: 2005 Nanotechnology Research Grants http://es.epa.gov/ncer/nano2005/	25	0.03%

	Pages	Visits	% Visits
460.	Solicitations Endocrine Disruptors Research Science Topics NCER ORD US EPA http://es.epa.gov/ncer/science/endocrine/solicitations.html	25	0.03%
461.	Announcements and Discussion Area Information for P3 Teams P3 NCER ORD US EPA http://es.epa.gov/ncer/p3/event_2008/08_announcements.html	25	0.03%
462.	STAR Grantee Receives National and Local Awards from the American Chemical Society 2002 News and Events Archive Archives Calendar of Events NCER ORD US EPA http://es.epa.gov/ncer/events/news/2002/08_20_02b.html	25	0.03%
463.	Early Developmental Outcomes Research Projects Endocrine Disruptors Research Science Topics NCER ORD US EPA http://es.epa.gov/ncer/science/endocrine/development.html	25	0.03%
464.	http://es.epa.gov/ncerqa_abstracts/sbir/93/phase1/topicb4.html	25	0.03%
465.	Research Areas Children's Environmental Health Research Centers US EPA http://es.epa.gov/ncer/childrenscenters/research_areas.html	25	0.03%
466.	Partnership Projects Economics and Decision Sciences Science Topics NCER ORD US EPA http://es.epa.gov/ncer/science/economics/external.html	24	0.03%
467.	EPA: ORD: NCER: Centers http://es.epa.gov/ncer/centers/eer/cehr/	24	0.03%
468.	2000 Minority Academic Institutions (MAI) Fellowships for Graduate Environmental Study Archive Funding Opportunities NCER ORD US EPA http://es.epa.gov/ncer/rfa/archive/fellow/mingrad.html	24	0.03%
469.	EPA: ORD: NCER: Events: News http://es.epa.gov/ncer/events/news/2005/03_08_05_feature.html	24	0.03%
470.	Field of Dreams: Corn-based plastics have reached the big leagues 2006 News and Events Archive Archives Calendar of Events NCER ORD US EPA http://es.epa.gov/ncer/events/news/2006/02_06_feature_field.html	24	0.03%
471.	Environmental Protection Agency http://es.epa.gov/ncer/publications/regions/5/	24	0.03%
472.	Facts About East Side Issues That May Impact Your Health Children's Environmental Health Research Centers US EPA http://es.epa.gov/ncer/childrenscenters/factsheet_eastside.html	24	0.03%

	Pages	Visits	% Visits
473.	http://es.epa.gov/ncerqa_abstracts/sbir/other/pp/huntoon.html	24	0.03%
474.	Earth Day 2008: Green Technology and Buildings Bloom on the National Mall NCER ORD US EPA http://es.epa.gov/ncer/events/news/2008/04_19_08a_topstory.html	24	0.03%
475.	Valuation for Environmental Policy 2004 Grant Archives Archive Funding Opportunities NCER ORD US EPA http://es.epa.gov/ncer/rfa/2004/2004_valuation.html	24	0.03%
476.	Fate and Effects of Hormones in Waste From Concentrated Animal Feeding Operations (CAFOs) Workshop Publications & Proceedings NCER ORD US EPA http://es.epa.gov/ncer/publications/workshop/08_20_07_cafo.html	24	0.03%
477.	Reports and Publications Endocrine Disruptors Research Science Topics NCER ORD US EPA http://es.epa.gov/ncer/science/endocrine/reportspub.html	24	0.03%
478.	Development and Evaluation of Innovative Approaches for the Quantitative Assessment of Pathogens in Drinking Water (2005) Redirect NCE R ORD EPA http://es.epa.gov/ncer/recipients/drinkingwater2005/	24	0.03%
479.	Phase II - P3 Award Winners P3 NCER ORD US EPA http://es.epa.gov/ncer/p3/phase2follow.html	24	0.03%
480.	EPA: P3 Award: Press Release http://es.epa.gov/ncer/p3/projects/	24	0.03%
481.	Solicitations Particulate Matter Science Topics NCER ORD US EPA http://es.epa.gov/ncer/science/pm/solicitations.html	24	0.03%
482.	Success Stories Technology for a Sustainable Environment Science Topics NCER ORD US EPA http://es.epa.gov/ncer/science/tse/success.html	24	0.03%
483.	College Students Find Greener Solutions to Protect the Planet: EPA P3 Award Winners 2008 Archive Archives Calendar of Events NCER ORD US EPA http://es.epa.gov/ncer/events/news/2008/04_23_08_topstory.html	24	0.03%
484.	Contact Resources Forum Fellowships NCER ORD US EPA http://es.epa.gov/ncer/fellow/forum/conresources.html	24	0.03%
485.	Nanotechnology: The Big News is Small 2008 News and Events Archive Archives NCER ORD US EPA http://es.epa.gov/ncer/events/news/2008/01_28_08_feature.html	24	0.03%

	Pages	Visits	% Visits
■ 486.	Newsroom P3 NCER ORD US EPA http://es.epa.gov/ncer/p3/news.html	24	0.03%
■ 487.	Engineering students win with online game P3 NCER ORD US EPA http://es.epa.gov/ncer/events/news/2008/05_17_08_feature.html	24	0.03%
■ 488.	SU833522 2008 Project Descriptions P3 NCER ORD US EPA http://es.epa.gov/ncer/p3/project_websites/2008/su833522.html	24	0.03%
■ 489.	Columbia University Community Partners Children's Environmental Health Research Centers US EPA http://es.epa.gov/ncer/childrenscenters/columbia_pubs.html	23	0.03%
■ 490.	About Undergraduate GRO Fellowships NCER ORD US EPA http://es.epa.gov/ncer/fellow/gro/	23	0.03%
■ 491.	Frequent Questions Conference Resources Forum Fellowships NCER ORD US EPA http://es.epa.gov/ncer/fellow/forum/conference/08/may19/faq.html	23	0.03%
■ 492.	EPA: ORD: NCER: Publications: Terms and Conditions http://es.epa.gov/ncer/publications/terms/tscs05.html	23	0.03%
■ 493.	Recipients and their Research Projects Particulate Matter Science Topics NCER ORD US EPA http://es.epa.gov/ncer/science/pm/recipients.html	23	0.03%
■ 494.	Program Reviews and Evaluations Economics and Decision Sciences Science Topics NCER ORD US EPA http://es.epa.gov/ncer/science/economics/reviews.html	23	0.03%
■ 495.	2004 GRO Fellowships for Graduate Environmental Study 2004 Fellowship Archives Archive Funding Opportunities NCER ORD US EPA http://es.epa.gov/ncer/rfa/current/2004_gro_grad_fellow.html	23	0.03%
■ 496.	2005 STAR & GRO Graduate Fellowships STAR & Gro Fellows Forum Fellowships NCER ORD US EPA http://es.epa.gov/ncer/fellow/forum/2005stargro.html	23	0.03%
■ 497.	EPA: ORD: NCER: Publications: SBIR http://es.epa.gov/ncer/publications/sbir/	23	0.03%
■ 498.	Research Solicitation Biodiversity & Human Health NCER US EPA http://es.epa.gov/ncer/biodiversity/solicitation.html	23	0.03%
■ 499.	University of Washington Publications Children's Environmental Health Research Centers US EPA http://es.epa.gov/ncer/childrenscenters/washington_pubs.html	23	0.03%

	Pages	Visits	% Visits
■ 500.	2008 Grant Archives Archive Funding Opportunities NCER ORD US EPA http://es.epa.gov/ncer/rfa/archive/grants/08/	23	0.03%
	Subtotal for rows: 1 - 500	55,647	65.33%
	Other	29,531	34.67%
	Total	85,178	100.00%

items 1-500 of 1000

Entry Pages - Help Card



Column Definitions

Entry Page

The first page in a given visit. Every visit has one and only one entry page.

Visits

For each entry page, the total number of visits that began with that entry page, during this time period.

%

For each page (row), the percentage of all visits to the site that went to that particular page during the report time period.



Report Descriptions

Briefly:

A visit can begin on a given page if a visitor:

- types the URL of the page in their browser then clicks on "Go"
- clicks on a bookmark to the page (stored from a previous visit)
- clicks on a link on a different site that points to the file. The link can appear to be text or an image, such as a banner ad.
- clicks on a link to the page in an e-mail. Again, the link can appear to be text or an image.
- clicks on a link on a search engine results page that points to this page
- activates an applet on another site or in a program that transfers them to this page

Finally, a visit can seem to begin on a given page if a visitor was already on the site, but allowed more than 30 minutes to elapse between clicks. When such a pause occurs, WebTrends counts two visits, one before and one after the pause. In other words, WebTrends considers a timeout of more than 30 minutes to be a de facto end of a visit. Consequently, the first page visited after the long pause will appear as an Entry Page for a new visit. Likewise, the last Page Viewed before the long pause will appear in the Exit Pages report. (*Note: the timeout is configurable in WebTrends via Options*)

If your site has more than one URL for a certain page, for example, /home.html and /home.asp, consider combining their statistics to get an accurate picture of how frequently that page's content is seen.

Uses and Interpretation:

Look at each page on the Entry Pages report and ask yourself whether it is suitable as the first page a visitor sees. For example, it can be argued that entry pages should:

- identify the site and/or brand
- have a clear link to the home page
- show the same navigation bars as the rest of the site

If a page that's frequently an entry page doesn't do all these things, consider modifying it to conform with best practices.

Other relevant reports and analyses:

1. Referring URLs for these entry pages.
2. Relationship to Exit Pages and Single Page Visits.
3. Correcting for multiple URLs for the same Page View.