

NCER Monthly Statistical Analysis

<http://es.epa.gov/ncer/>

Monthly Report: March 2009

March 1, 2009 12:00:00 AM – March 31, 2009 11:59:59 PM

This report was generated by WebTrends 7 - Professional, Version: 7.1b, Build: 15447 .
Friday, April 3, 2009 2:55:49 PM
Final report conversion by WebTrends Report Exporter, Version 7.1b (build 15376)

Copyright (C) 1996-2005 NetIQ Corporation. All rights reserved.

Table of Contents

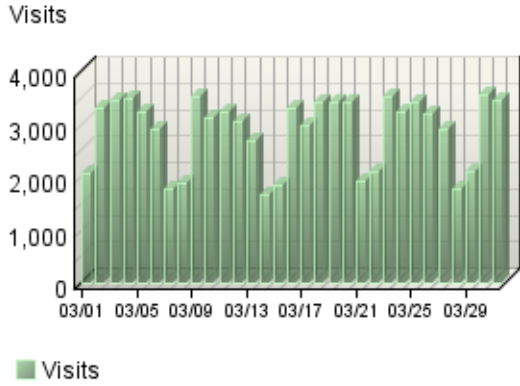
Overview Dashboard	1
Activity Dashboard	3
Navigation Dashboard	5
Pages Dashboard	6
Visitors Dashboard	8
Referring Site	10
Referring Domain	22
Referring Page	34
Search Phrases	47
Search Keywords	73
Visitors Dashboard	148
Top Visitors	150
Visitors by Number of Visits	175
Visitors Trend	177
Visits Trend	183
Organizations	185
Domain Names	214
Top-Level Domain Types	226
Regions	229
Countries	231
North American States and Provinces	237
Pages Dashboard	240
Pages	242
Content Groups	275
Directories	277
Downloaded Files	281
Accessed File Types	300

Page Views Trend	303
Navigation Dashboard	305
Entry Pages	306

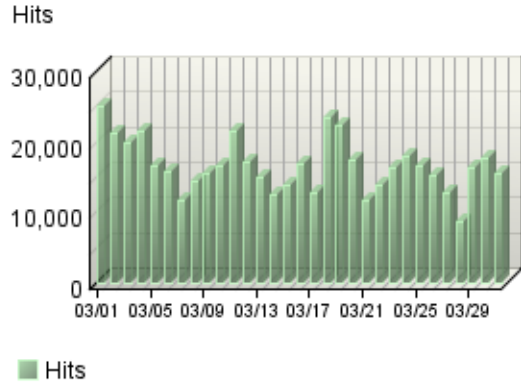
Overview Dashboard

This displays key graphs and tables that provide an overview of the entire report. When viewing through the on-demand interface, you can click on the title of a graph or table to navigate to the corresponding page.

Visits Trend



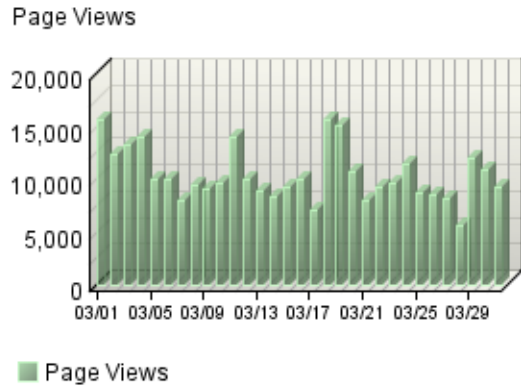
Hits Trend



Visitor Summary

Visitors	55,534
Visitors Who Visited Once	48,810
Visitors Who Visited More Than Once	6,724
Average Visits per Visitor	1.6

Page Views Trend



Visit Summary

Visits	89,050
Average per Day	2,872
Average Visit Duration	00:20:27
Median Visit Duration	00:02:35
International Visits	26.57%
Visits of Unknown Origin	0.00%
Visits from Your Country: United States (US)	73.43%

Hit Summary

Successful Hits for Entire Site	515,028
Average Hits per Day	16,613
Home Page Hits	9,687

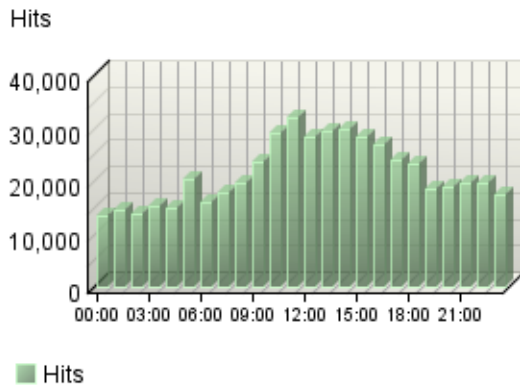
Page View Summary

Page Views	322,035
Average per Day	10,388
Average Page Views per Visit	3.62

Activity Dashboard

This displays key graphs and tables that provide an overview of the Activity chapter. When viewing through the on-demand interface, you can click on the title of a graph or table to navigate to the corresponding page.

Hits by Hour of the Day



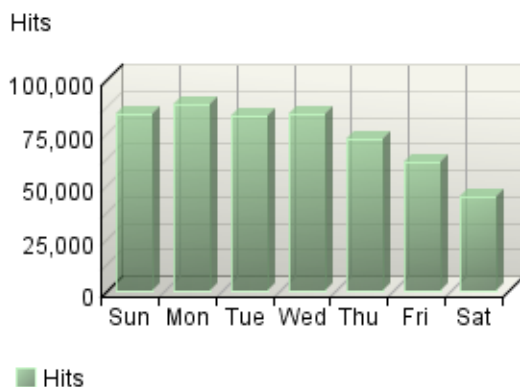
Least Active Summary

Least Active Date	3/28/09
Number of Hits on Least Active Date	8,718
Least Active Day of the Week	Saturday
Least Active Hour of the Day	00:00-00:59

Activity on Weekdays Summary

Total Hits Weekdays	386,745
Total Visits Weekdays	71,837
Average Number of Visits per day on Weekdays	3,265
Average Number of Hits per day on Weekdays	17,579

Hits by Day of the Week



Activity on Weekends Summary

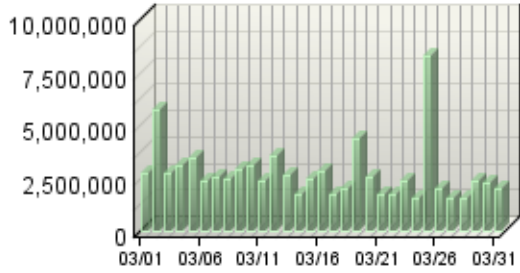
Total Hits Weekend	128,283
Total Visits Weekend	17,213
Average Number of Visits per Weekend	3,442
Average Number of Hits per Weekend	25,656

Most Active Summary

Most Active Date	3/1/09
Number of Hits on Most Active Date	25,150
Most Active Day of the Week	Monday
Most Active Hour of the Day	11:00-11:59

Bandwidth: Kbytes Transferred Trend

Kbytes Transferred


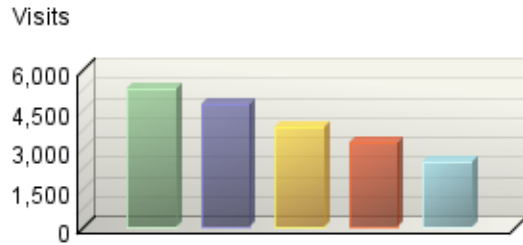


■ Kbytes Transferred

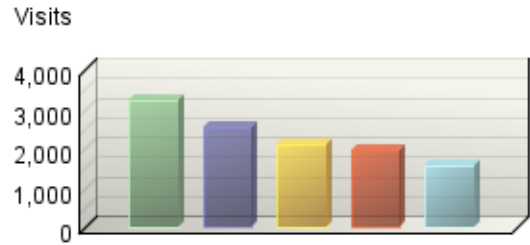
Navigation Dashboard

This dashboard summarizes important information related to online navigation.

Entry Pages



Single-Page Visits



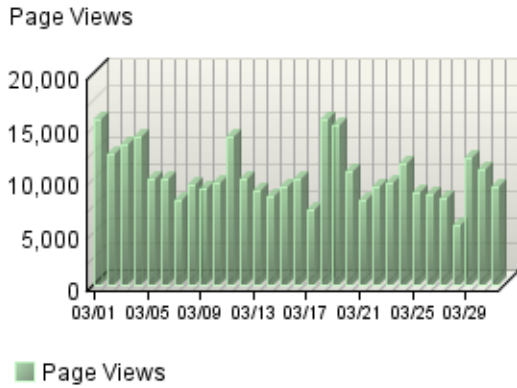
Exit Pages



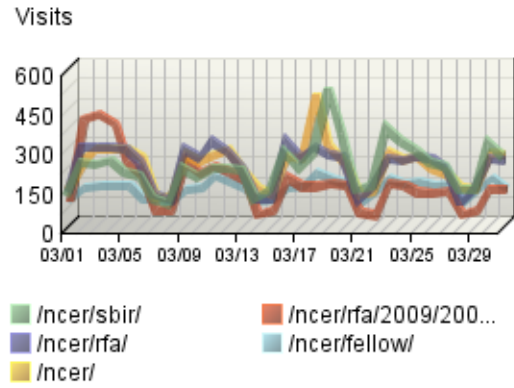
Pages Dashboard

This displays key graphs and tables that provide an overview of the Pages chapter. When viewing through the on-demand interface, you can click on the title of a graph or table to navigate to the corresponding page.

Page Views Trend



Pages by Visits Trend



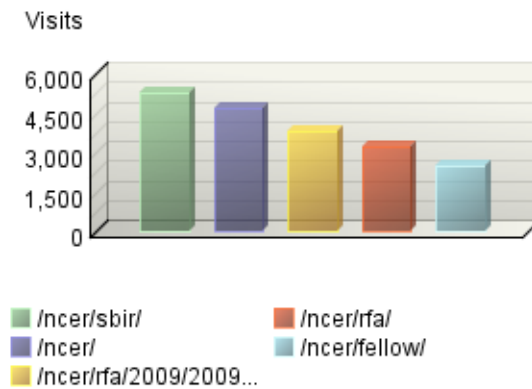
Content Groups by Visits

No data is available for this graph.

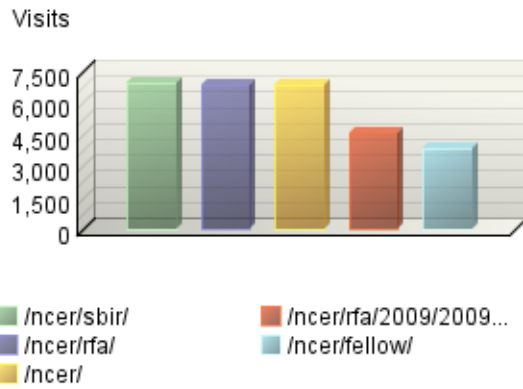
Page View Summary

Page Views	322,035
Average per Day	10,388
Average Page Views per Visit	3.62

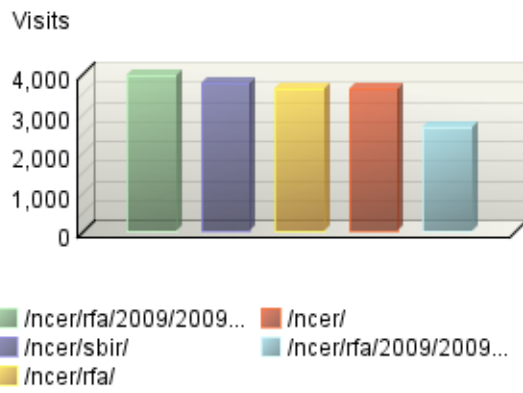
Entry Pages



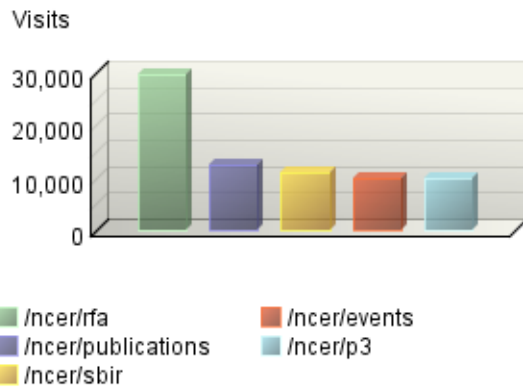
Pages by Visits



Exit Pages



Directories by Visits

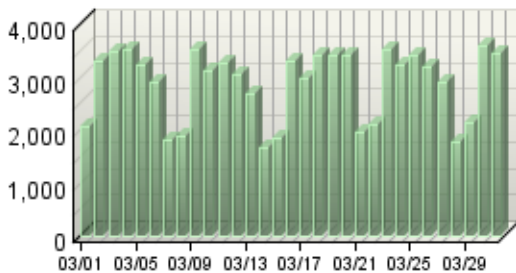


Visitors Dashboard

This displays key graphs and tables that provide an overview of the Visitors chapter. When viewing through the on-demand interface, you can click on the title of a graph or table to navigate to the corresponding page.

Active Visits Trend

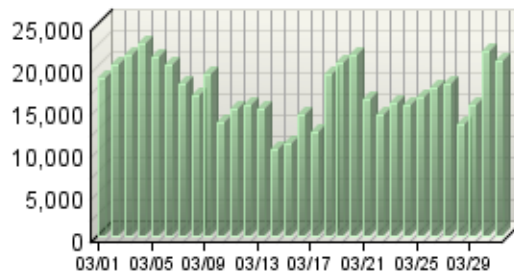
Active Visits



Active Visits

Visitor Minutes Trend

Visitor Minutes



Visitor Minutes

Visitor Summary

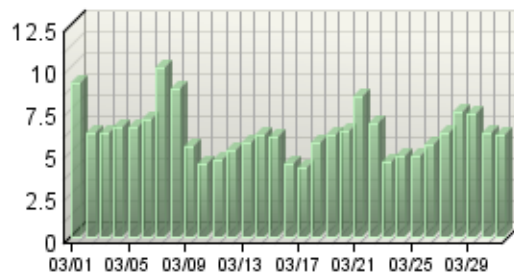
Visitors	55,534
Visitors Who Visited Once	48,810
Visitors Who Visited More Than Once	6,724
Average Visits per Visitor	1.6

Visit Summary

Visits	89,050
Average per Day	2,872
Average Visit Duration	00:20:27
Median Visit Duration	00:02:35
International Visits	26.57%
Visits of Unknown Origin	0.00%
Visits from Your Country: United States (US)	73.43%

Average Length of Visit Trend

Average Visit Duration



Average Visit Duration

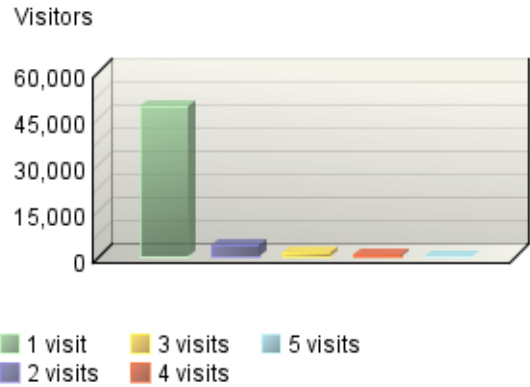
New Visitors Trend



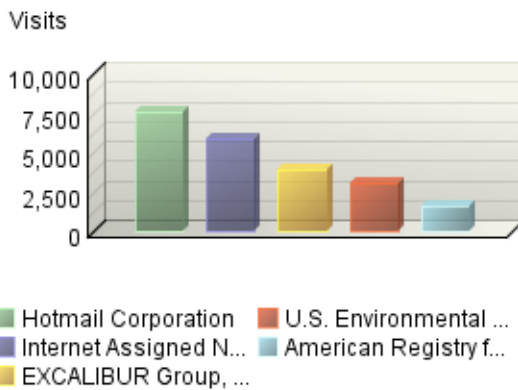
Authenticated Usernames by Visits

No data is available for this graph.

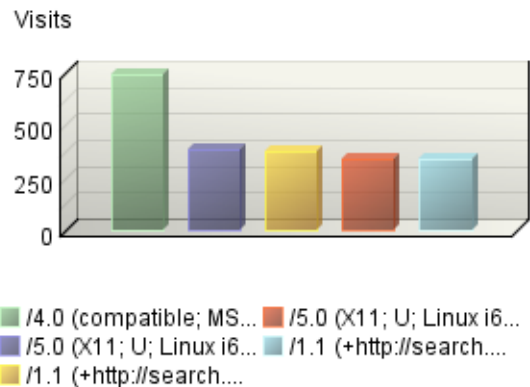
Visitors by Number of Visits



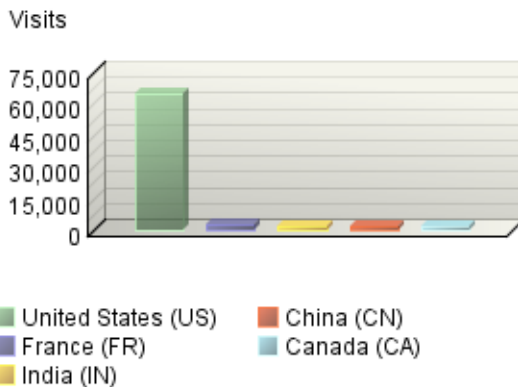
Organizations by Visits



Top Visitors by Visits



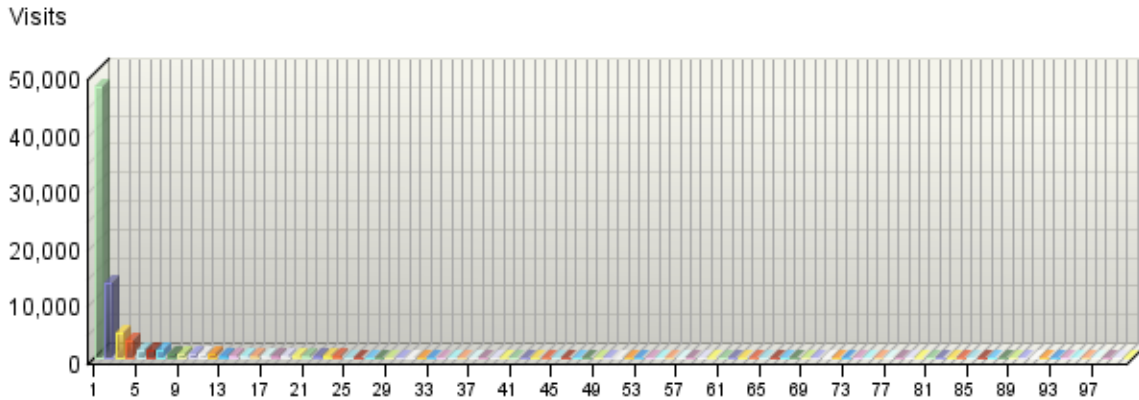
Countries by Visits



Referring Site

This report identifies the domain names and IP addresses that refer visitors to your site. This information will be displayed only if your server is logging this information.

Visits by Referring Site



Referring Site

	Site	Visits	% Visits
1.	Direct Traffic	47,494	53.33%
2.	http://www.google.com/	13,337	14.98%
3.	http://es.epa.gov/	4,525	5.08%
4.	http://www.epa.gov/	3,079	3.46%
5.	http://images.google.com/	1,486	1.67%
6.	http://search.yahoo.com/	1,315	1.48%
7.	http://www.google.co.in/	1,188	1.33%
8.	http://nlquery.epa.gov/	733	0.82%
9.	http://www.csrees.usda.gov/	607	0.68%
10.	http://www07.grants.gov/	548	0.62%
11.	http://cfpub.epa.gov/	546	0.61%
12.	http://www.google.co.uk/	541	0.61%
13.	http://www.google.ca/	499	0.56%
14.	http://www.zyn.com/	481	0.54%
15.	http://www.sbir.gov/	382	0.43%
16.	http://search.live.com/	373	0.42%
17.	http://search.msn.com/	332	0.37%
18.	http://www.grants.gov/	273	0.31%

	Site	Visits	% Visits
19.	http://www.google.com.au/	254	0.29%
20.	http://www.google.cn/	237	0.27%
21.	http://yosemite.epa.gov/	189	0.21%
22.	http://images.google.co.in/	187	0.21%
23.	http://images.google.co.uk/	185	0.21%
24.	http://www.ask.com/	169	0.19%
25.	http://twitter.com/	145	0.16%
26.	http://www.google.fr/	126	0.14%
27.	http://usasearch.gov/	126	0.14%
28.	http://www.google.co.za/	126	0.14%
29.	http://www.google.com.my/	125	0.14%
30.	http://www.google.com.eg/	121	0.14%
31.	http://www.google.de/	117	0.13%
32.	http://www.google.co.id/	114	0.13%
33.	http://www.google.com.ph/	112	0.13%
34.	http://www.google.es/	111	0.12%
35.	http://www.google.it/	110	0.12%
36.	http://images.google.ca/	98	0.11%
37.	http://www.google.co.kr/	98	0.11%
38.	http://www.sba.gov/	97	0.11%
39.	http://www.weblinkvalidator.com/	96	0.11%
40.	http://www.business.gov/	94	0.11%
41.	http://search.aol.com/	93	0.10%
42.	http://mail.google.com/	89	0.10%
43.	http://www.google.co.th/	84	0.09%
44.	http://www.google.com.vn/	80	0.09%
45.	http://www.google.com.br/	80	0.09%
46.	http://www.google.com.pk/	75	0.08%
47.	http://epa.gov/	73	0.08%
48.	http://www.google.com.tr/	72	0.08%
49.	http://www.acq.osd.mil/	70	0.08%
50.	http://www.google.co.jp/	68	0.08%
51.	http://www.google.com.mx/	68	0.08%
52.	http://www.google.com.sg/	68	0.08%
53.	http://fundingopps.cos.com/	63	0.07%
54.	http://www.google.com.tw/	61	0.07%
55.	http://scholarships.fatomei.com/	61	0.07%
56.	http://images.google.com.au/	57	0.06%
57.	http://scholar.google.com/	57	0.06%
58.	http://portal.acs.org/	56	0.06%
59.	http://www.google.ae/	51	0.06%

	Site	Visits	% Visits
60.	http://www.google.nl/	51	0.06%
61.	http://www.pdf-search-engine.com/	51	0.06%
62.	http://www.greenerbuildings.com/	51	0.06%
63.	http://earth2.epa.gov/	50	0.06%
64.	http://www.usgcrp.gov/	49	0.06%
65.	http://www.google.gr/	49	0.06%
66.	http://www.health.com/	49	0.06%
67.	http://www.google.com.ng/	48	0.05%
68.	http://v26265ncay001.aa.ad.epa.gov/	48	0.05%
69.	http://en.wikipedia.org/	48	0.05%
70.	http://www.greenbiz.com/	45	0.05%
71.	http://images.search.yahoo.com/	45	0.05%
72.	http://www.google.co.ke/	41	0.05%
73.	http://www.google.pl/	41	0.05%
74.	http://www.google.pt/	40	0.04%
75.	http://www.google.ie/	39	0.04%
76.	http://www.altavista.com/	38	0.04%
77.	http://www.google.co.nz/	38	0.04%
78.	http://search.comcast.net/	38	0.04%
79.	http://www.google.be/	36	0.04%
80.	http://www.google.com.et/	35	0.04%
81.	http://www.google.ro/	35	0.04%
82.	http://www.google.ru/	34	0.04%
83.	http://www.google.com.sa/	31	0.03%
84.	http://grantsnet.org/	30	0.03%
85.	http://images.google.co.th/	30	0.03%
86.	http://www.dogpile.com/	30	0.03%
87.	http://zyn.com/	29	0.03%
88.	http://www.google.co.il/	29	0.03%
89.	http://search.conduit.com/	28	0.03%
90.	http://www.google.com.bd/	28	0.03%
91.	http://www.google.se/	28	0.03%
92.	http://grants.nih.gov/	28	0.03%
93.	http://vsearch.nlm.nih.gov/	28	0.03%
94.	http://us.mg2.mail.yahoo.com/	27	0.03%
95.	http://stage08/	27	0.03%
96.	http://www.green-technology.org/	27	0.03%
97.	http://www.linkedin.com/	26	0.03%
98.	http://blog.epa.gov/	26	0.03%
99.	http://www.usawaterquality.org/	26	0.03%
100.	http://www.google.com.hk/	25	0.03%

	Site	Visits	% Visits
101.	http://www.scirus.com/	25	0.03%
102.	http://in.search.yahoo.com/	25	0.03%
103.	http://images.google.com.my/	24	0.03%
104.	http://www.fiu.edu/	24	0.03%
105.	http://www.finaid.org/	24	0.03%
106.	http://images.google.com.eg/	24	0.03%
107.	http://www.goodsearch.com/	24	0.03%
108.	http://webmail.aol.com/	23	0.03%
109.	http://eelink.net/	23	0.03%
110.	http://www.dexigner.com/	23	0.03%
111.	http://www.google.com.ar/	23	0.03%
112.	http://www.google.com.co/	23	0.03%
113.	http://www.google.com.pr/	22	0.02%
114.	http://images.google.com.pk/	22	0.02%
115.	http://images.google.de/	22	0.02%
116.	http://johnmuir.ucdavis.edu/	22	0.02%
117.	http://www.laprofession.org/	22	0.02%
118.	http://www.google.lk/	22	0.02%
119.	http://images.google.it/	21	0.02%
120.	http://store.liftmaster-remote.com/	21	0.02%
121.	http://www.pathwaystoscience.org/	20	0.02%
122.	http://images.google.co.za/	20	0.02%
123.	http://www.marinecareers.net/	20	0.02%
124.	http://www.google.ch/	20	0.02%
125.	http://images.google.co.kr/	20	0.02%
126.	http://www.google.dk/	20	0.02%
127.	http://www.medesign.org/	19	0.02%
128.	http://graduate.asu.edu/	19	0.02%
129.	http://attra.ncat.org/	19	0.02%
130.	http://www.google.at/	19	0.02%
131.	http://intranet.epa.gov/	19	0.02%
132.	http://search.yahoo.co.jp/	19	0.02%
133.	http://translate.google.cn/	18	0.02%
134.	http://images.google.es/	18	0.02%
135.	http://tw.search.yahoo.com/	18	0.02%
136.	http://www.google.cz/	18	0.02%
137.	http://www.nano.gov/	18	0.02%
138.	http://www.google.fi/	17	0.02%
139.	http://www.webs.uidaho.edu/	17	0.02%
140.	http://www.columbia.edu/	17	0.02%
141.	http://images.google.fr/	17	0.02%

	Site	Visits	% Visits
142.	http://oaspub.epa.gov/	17	0.02%
143.	http://images.google.com.ph/	17	0.02%
144.	http://www.ieee.org/	17	0.02%
145.	http://www.google.co.ug/	16	0.02%
146.	http://images.google.nl/	16	0.02%
147.	http://www.diana-teknologia.com [xerka@diana-tek.com]/	16	0.02%
148.	http://www.nicholas.duke.edu/	16	0.02%
149.	http://www.google.bg/	16	0.02%
150.	http://images.google.com.br/	16	0.02%
151.	http://journalism.berkeley.edu/	15	0.02%
152.	http://www.bulletins-electroniques.com/	15	0.02%
153.	http://www.smallbiz-enviroweb.org/	15	0.02%
154.	http://opd.tamu.edu/	15	0.02%
155.	http://www.bbc.co.uk/	15	0.02%
156.	http://www.google.com.gh/	15	0.02%
157.	http://stanford.wellsphere.com/	14	0.02%
158.	http://pubs.acs.org/	14	0.02%
159.	http://www.conservationgrants.com/	14	0.02%
160.	http://unjobs.org/	14	0.02%
161.	http://images.google.ie/	14	0.02%
162.	http://www.powerpoint-search.com/	14	0.02%
163.	http://www.sbirga.com/	14	0.02%
164.	http://email.secureserver.net/	13	0.01%
165.	http://www.google.hu/	13	0.01%
166.	http://environment.yale.edu/	13	0.01%
167.	http://www.ce.cmu.edu/	13	0.01%
168.	http://il.water.usgs.gov/	13	0.01%
169.	http://www.google.no/	13	0.01%
170.	http://blogs.asee.org/	13	0.01%
171.	http://www.fda.gov/	13	0.01%
172.	http://isc02.epa.gov/	13	0.01%
173.	http://www.nsf.gov/	13	0.01%
174.	http://www.cop.noaa.gov/	13	0.01%
175.	http://www.google.com.kw/	12	0.01%
176.	http://www.pdfgeni.com/	12	0.01%
177.	http://www.ecosystemvaluation.org/	12	0.01%
178.	http://images.google.cz/	12	0.01%
179.	http://www.eee.columbia.edu/	12	0.01%
180.	http://images.google.com.mx/	12	0.01%
181.	http://www.undergraduateresearch.uh.edu/	12	0.01%

	Site	Visits	% Visits
182.	http://sta.epa.gov.tw/	12	0.01%
183.	http://www.google.cl/	12	0.01%
184.	http://www.ncsu.edu/	12	0.01%
185.	http://www.google.hr/	12	0.01%
186.	http://www.google.jo/	12	0.01%
187.	http://toolbar.google.com/	12	0.01%
188.	http://my.att.net/	12	0.01%
189.	http://earth911.com/	12	0.01%
190.	http://www.lasculturas.com/	12	0.01%
191.	http://www.google.co.ve/	12	0.01%
192.	http://www.smartgrowth.org/	12	0.01%
193.	http://www.search.com/	12	0.01%
194.	http://uk.search.yahoo.com/	12	0.01%
195.	http://search.earthlink.net/	11	0.01%
196.	http://us.mg3.mail.yahoo.com/	11	0.01%
197.	http://zebu.uoregon.edu/	11	0.01%
198.	http://www.wilsonlab.com/	11	0.01%
199.	http://www.google.com.pe/	11	0.01%
200.	http://images.google.ro/	11	0.01%
201.	http://webmail.att.net/	11	0.01%
202.	http://purl.access.gpo.gov/	11	0.01%
203.	http://ws.infospace.com/	11	0.01%
204.	http://images.google.co.id/	11	0.01%
205.	http://74.125.95.132/	11	0.01%
206.	http://images.google.ch/	11	0.01%
207.	http://www.nheerl.epa.gov/	10	0.01%
208.	http://images.google.gr/	10	0.01%
209.	http://us.mg4.mail.yahoo.com/	10	0.01%
210.	http://search.hp.my.aol.com/	10	0.01%
211.	http://us.mg1.mail.yahoo.com/	10	0.01%
212.	http://hk.search.yahoo.com/	10	0.01%
213.	http://apps.research.ufl.edu/	10	0.01%
214.	http://www.conjointanalysis.net/	10	0.01%
215.	http://scholar.google.ca/	10	0.01%
216.	http://www.weedcenter.org/	10	0.01%
217.	http://www.american.edu/	10	0.01%
218.	http://web.mit.edu/	10	0.01%
219.	http://sg.search.yahoo.com/	10	0.01%
220.	http://images.google.be/	10	0.01%
221.	http://ca.search.yahoo.com/	9	0.01%
222.	http://images.google.pt/	9	0.01%

	Site	Visits	% Visits
223.	http://74.125.47.132/	9	0.01%
224.	http://images.google.com.vn/	9	0.01%
225.	http://www.sdp.gov/	9	0.01%
226.	http://translate.google.com/	9	0.01%
227.	http://prtl.uhcl.edu/	9	0.01%
228.	http://usgovinfo.about.com/	9	0.01%
229.	http://www.dtsc.ca.gov/	9	0.01%
230.	http://us.mg203.mail.yahoo.com/	9	0.01%
231.	http://www.oceancareers.com/	9	0.01%
232.	http://aim.search.aol.com/	9	0.01%
233.	http://www.google.com.jm/	9	0.01%
234.	http://www.aiha.org/	9	0.01%
235.	http://www.ansi.org/	9	0.01%
236.	http://www.deq.state.va.us/	9	0.01%
237.	http://www.google.tt/	9	0.01%
238.	http://images.ask.com/	9	0.01%
239.	http://www.env-econ.net/	8	0.01%
240.	http://www.google.si/	8	0.01%
241.	http://www.google.com.np/	8	0.01%
242.	http://www.utb.edu/	8	0.01%
243.	http://www.google.com.ua/	8	0.01%
244.	http://www.facebook.com/	8	0.01%
245.	http://maps.google.com/	8	0.01%
246.	http://www.plantbiology.northwestern.edu/	8	0.01%
247.	http://images.google.ae/	8	0.01%
248.	http://74.125.159.132/	8	0.01%
249.	http://www.makingthedifference.org/	8	0.01%
250.	http://webmail.earthlink.net/	8	0.01%
251.	http://www.centerfortropicaecology.org/	8	0.01%
252.	http://us.mg201.mail.yahoo.com/	8	0.01%
253.	http://www.solarlantern.blogspot.com/	8	0.01%
254.	http://nlintrasearch.epa.gov/	8	0.01%
255.	http://us.yhs.search.yahoo.com/	8	0.01%
256.	http://scholar.google.co.uk/	8	0.01%
257.	http://people.umass.edu/	8	0.01%
258.	http://images.google.com.co/	8	0.01%
259.	http://209.85.229.132/	8	0.01%
260.	http://solarlantern.blogspot.com/	8	0.01%
261.	http://www.students.gov/	8	0.01%
262.	http://es.search.yahoo.com/	8	0.01%
263.	http://www.ebook-search-engine.com/	8	0.01%

	Site	Visits	% Visits
264.	http://www.grantsearchcenter.com/	8	0.01%
265.	http://snre.ufl.edu/	8	0.01%
266.	http://guide.opendns.com/	8	0.01%
267.	http://www.google.lt/	8	0.01%
268.	http://grad.uprm.edu/	8	0.01%
269.	http://images.google.com.tr/	8	0.01%
270.	http://pride.asu.edu/	8	0.01%
271.	http://www.google.lv/	8	0.01%
272.	http://www.google.ba/	8	0.01%
273.	http://slideshows.health.com/	7	0.01%
274.	http://www.google.co.tz/	7	0.01%
275.	http://images.google.hr/	7	0.01%
276.	http://info.envs.lsu.edu/	7	0.01%
277.	http://ugradresearch.uconn.edu/	7	0.01%
278.	http://www.google syndicated search.com/	7	0.01%
279.	http://www.cudenver.edu/	7	0.01%
280.	http://webmaila.juno.com/	7	0.01%
281.	http://images.google.cn/	7	0.01%
282.	http://images.google.co.nz/	7	0.01%
283.	http://www.scseagrant.org/	7	0.01%
284.	http://mail.psicorp.com:9000/	7	0.01%
285.	http://www.cas.gsu.edu/	7	0.01%
286.	http://www.myamericanbenefitsplan.com/	7	0.01%
287.	http://www.charter.net/	7	0.01%
288.	http://www.gmu.edu/	7	0.01%
289.	http://images.google.com.sg/	7	0.01%
290.	http://www.raven1.net/	7	0.01%
291.	http://www.roosevelt.edu/	7	0.01%
292.	http://images.google.pl/	7	0.01%
293.	http://www.advising.hawaii.edu/	7	0.01%
294.	http://www.k-state.edu/	7	0.01%
295.	http://yandex.ru/	7	0.01%
296.	http://us.mc576.mail.yahoo.com/	7	0.01%
297.	http://search.alot.com/	7	0.01%
298.	http://www.SBIRColorado.org/	6	0.01%
299.	http://environment.as.nyu.edu/	6	0.01%
300.	http://news.mst.edu/	6	0.01%
301.	http://www.cespn.net/	6	0.01%
302.	http://search.netscape.com/	6	0.01%
303.	http://www.glrppr.org/	6	0.01%
304.	http://search.sweetim.com/	6	0.01%

	Site	Visits	% Visits
305.	http://www.grantsalert.com/	6	0.01%
306.	http://www.google.co.ma/	6	0.01%
307.	http://www.grad.berkeley.edu/	6	0.01%
308.	http://www.metacrawler.com/	6	0.01%
309.	http://www.ewb-uiuc.org/	6	0.01%
310.	http://pangea.stanford.edu/	6	0.01%
311.	http://www.snr.arizona.edu/	6	0.01%
312.	http://www.snre.umich.edu/	6	0.01%
313.	http://www.sc.edu/	6	0.01%
314.	http://sitemaker.umich.edu/	6	0.01%
315.	http://by128w.bay128.mail.live.com/	6	0.01%
316.	http://today.appstate.edu/	6	0.01%
317.	http://www.win-sbir.com/	6	0.01%
318.	http://www.prsea.org/	6	0.01%
319.	http://www.cchem.berkeley.edu/	6	0.01%
320.	http://www.clu-in.org/	6	0.01%
321.	http://search.myway.com/	6	0.01%
322.	http://www.math.jmu.edu/	6	0.01%
323.	http://www.business.com/	6	0.01%
324.	http://www.theagarplate.com/	6	0.01%
325.	http://louisville.edu/	6	0.01%
326.	http://www.google.bs/	6	0.01%
327.	http://www.coas.oregonstate.edu/	6	0.01%
328.	http://www.bama.ua.edu/	6	0.01%
329.	http://scholarship-positions.com/	6	0.01%
330.	http://www.attra.ncat.org/	6	0.01%
331.	http://www.who.edu/	6	0.01%
332.	http://search.mywebsearch.com/	6	0.01%
333.	http://answers.yahoo.com/	6	0.01%
334.	http://www.noprescriptiondrugstore.com/	6	0.01%
335.	http://us.mc582.mail.yahoo.com/	6	0.01%
336.	http://www.google.sk/	6	0.01%
337.	http://images.google.co.jp/	6	0.01%
338.	http://search1.incredimail.com/	6	0.01%
339.	http://www.wellsphere.com/	6	0.01%
340.	http://clusty.com/	6	0.01%
341.	http://web.ead.anl.gov/	6	0.01%
342.	http://www.beyondbenign.org/	6	0.01%
343.	http://sbir.gsfc.nasa.gov/	6	0.01%
344.	http://ilias.catice.ac-bordeaux.fr/	6	0.01%
345.	http://74.125.93.104/	6	0.01%

	Site	Visits	% Visits
346.	http://209.85.173.132/	6	0.01%
347.	http://co102w.col102.mail.live.com/	6	0.01%
348.	http://www.sra.org/	6	0.01%
349.	http://www.esf.edu/	5	0.01%
350.	http://twitturls.com/	5	0.01%
351.	http://www.cmu.edu/	5	0.01%
352.	http://www.luciddesigngroup.com/	5	0.01%
353.	http://www.uark.edu/	5	0.01%
354.	http://translate.google.fr/	5	0.01%
355.	http://www.cis.tennessee.edu/	5	0.01%
356.	http://www.wpi.edu/	5	0.01%
357.	http://www.earth.columbia.edu/	5	0.01%
358.	http://publicsafety.tufts.edu/	5	0.01%
359.	http://www.oberlin.edu/	5	0.01%
360.	http://www.google.mu/	5	0.01%
361.	http://images.google.com.tw/	5	0.01%
362.	http://www.ksu.ksu.edu/	5	0.01%
363.	http://images.google.se/	5	0.01%
364.	http://search.msn.co.jp/	5	0.01%
365.	http://www.ancopusa.org/	5	0.01%
366.	http://by101w.bay101.mail.live.com/	5	0.01%
367.	http://www.sustainablefuture.cornell.edu/	5	0.01%
368.	http://search.nsf.gov/	5	0.01%
369.	http://www.google.com.ec/	5	0.01%
370.	http://us.mc1115.mail.yahoo.com/	5	0.01%
371.	http://www.colorado.edu/	5	0.01%
372.	http://suche.t-online.de/	5	0.01%
373.	http://www.eeb.lsa.umich.edu/	5	0.01%
374.	http://rds.yahoo.com/	5	0.01%
375.	http://grad.berkeley.edu/	5	0.01%
376.	http://cea-crest.calstatela.edu/	5	0.01%
377.	http://soa.utexas.edu/	5	0.01%
378.	http://pebbles.pbl.nl/	5	0.01%
379.	http://www.trade.gov/	5	0.01%
380.	http://malaysia.search.yahoo.com/	5	0.01%
381.	http://images.google.dk/	5	0.01%
382.	http://www.eps.harvard.edu/	5	0.01%
383.	http://www.nanovip.com/	5	0.01%
384.	http://www.gradschool.cornell.edu/	5	0.01%
385.	http://www.csupomona.edu/	5	0.01%
386.	http://www.arch.virginia.edu/	5	0.01%

	Site	Visits	% Visits
387.	http://www.imakenews.com/	5	0.01%
388.	http://greenerbuildings.com/	5	0.01%
389.	http://www.toxicology.org/	5	0.01%
390.	http://engineering.jhu.edu/	5	0.01%
391.	http://www.google.com.ly/	5	0.01%
392.	http://ces.iisc.ernet.in/	5	0.01%
393.	http://www.cdc.gov/	5	0.01%
394.	http://www.wrpmc.ucdavis.edu/	5	0.01%
395.	http://search1.seznam.cz/	5	0.01%
396.	http://translate.google.ru/	5	0.01%
397.	http://www.tcn.zaq.ne.jp/	5	0.01%
398.	http://www.scholarshipsinindia.com/	5	0.01%
399.	http://www.environmentalfutures.org/	5	0.01%
400.	http://uk.ask.com/	5	0.01%
Subtotal for rows: 1 - 400		86,620	97.27%
Other		2,430	2.73%
Total		89,050	100.00%

items 1-400 of 1000

Referring Site - Help Card



Column Definitions

Referring Sites

A web site that refers a visitor to your site by linking to it.

Site

The specific referring site being analyzed.

Visits

Number of times the specified site referred visitors to your site.

%

Percentage of referrals that came from the specified site.

Direct Traffic

Represents to the web site with no referrer as one of the following: 1) the visitor typed the domain name directly into their browser, 2) the visitor bookmarked the site, 3) the visitor clicked on an email, shortcut, or other direct link, 4) Firewalls and/or proxies stripped out the referrer and replaced it with a dash "-".

Note: If "Direct Traffic" is 100% of all your traffic, then you are probably not logging the "referrer" field in your log files. Please see your manual or the WebTrends Knowledgebase to enable extended logging on your web servers.

Hidden-Referrer

A value indicating that Internet security software such as Zone Alarm Pro, Symantec's Norton Internet Security, or a proxy server modified a web request to mask the referring URL.



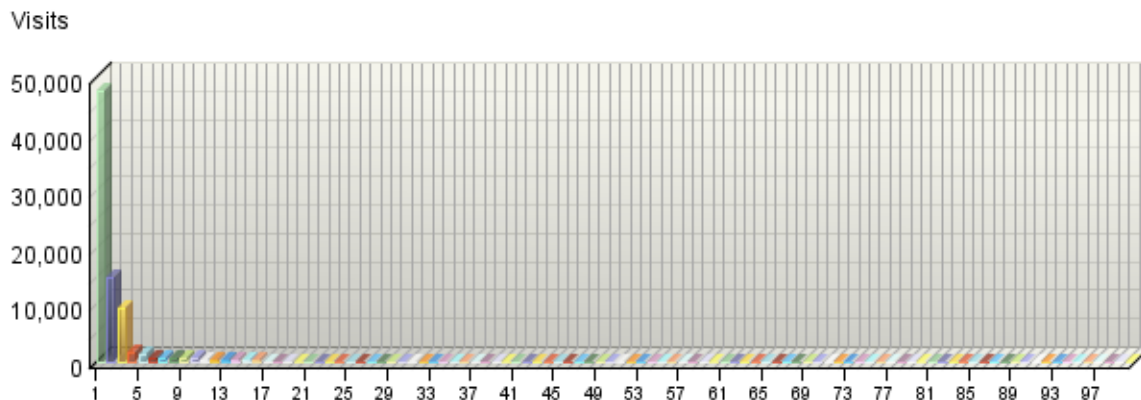
Report Descriptions

You can use this page to determine which sites are referring the most visitors to your site. This can help when considering the most effective ways and places to attract visitors.

Referring Domain

This report identifies the top-level domains that refer visitors to your site. This information will be displayed only if your server is logging this information.

Visits by Referring Domain



Referring Domain

	Domain	Visits	% Visits
1.	Direct Traffic	47,494	53.33%
2.	google.com	15,003	16.85%
3.	epa.gov	9,363	10.51%
4.	yahoo.com	1,784	2.00%
5.	google.co.in	1,379	1.55%
6.	grants.gov	823	0.92%
7.	google.co.uk	734	0.82%
8.	usda.gov	610	0.69%
9.	google.ca	607	0.68%
10.	zyn.com	510	0.57%
11.	live.com	500	0.56%
12.	sbir.gov	382	0.43%
13.	msn.com	333	0.37%
14.	google.com.au	315	0.35%
15.	google.cn	266	0.30%
16.	ask.com	184	0.21%
17.	google.com.eg	150	0.17%
18.	google.com.my	150	0.17%

	Domain	Visits	% Visits
19.	google.fr	150	0.17%
20.	aol.com	149	0.17%
21.	google.co.za	146	0.16%
22.	twitter.com	146	0.16%
23.	google.de	143	0.16%
24.	google.it	133	0.15%
25.	usasearch.gov	132	0.15%
26.	google.com.ph	132	0.15%
27.	google.es	130	0.15%
28.	google.co.id	126	0.14%
29.	google.co.kr	122	0.14%
30.	google.co.th	115	0.13%
31.	google.com.br	100	0.11%
32.	google.com.pk	99	0.11%
33.	sba.gov	99	0.11%
34.	weblinkvalidator.com	96	0.11%
35.	business.gov	95	0.11%
36.	google.com.vn	92	0.10%
37.	google.com.mx	87	0.10%
38.	google.com.tr	82	0.09%
39.	google.com.sg	75	0.08%
40.	google.co.jp	75	0.08%
41.	acs.org	72	0.08%
42.	google.nl	71	0.08%
43.	osd.mil	70	0.08%
44.	google.com.tw	70	0.08%
45.	cos.com	65	0.07%
46.	nih.gov	65	0.07%
47.	fatomei.com	61	0.07%
48.	google.gr	60	0.07%
49.	google.ae	60	0.07%
50.	health.com	57	0.06%
51.	greenerbuildings.com	56	0.06%
52.	comcast.net	55	0.06%
53.	google.ie	53	0.06%
54.	pdf-search-engine.com	51	0.06%
55.	google.pt	50	0.06%
56.	usgcrp.gov	49	0.06%
57.	google.pl	49	0.06%
58.	google.ro	49	0.06%
59.	google.com.ng	48	0.05%

	Domain	Visits	% Visits
60.	wikipedia.org	48	0.05%
61.	google.be	47	0.05%
62.	google.co.nz	46	0.05%
63.	berkeley.edu	45	0.05%
64.	greenbiz.com	45	0.05%
65.	google.co.ke	42	0.05%
66.	google.ru	42	0.05%
67.	altavista.com	42	0.05%
68.	ucdavis.edu	36	0.04%
69.	columbia.edu	35	0.04%
70.	google.com.et	35	0.04%
71.	google.com.sa	35	0.04%
72.	google.se	34	0.04%
73.	google.co.il	33	0.04%
74.	ufl.edu	32	0.04%
75.	google.com.co	32	0.04%
76.	google.com.bd	31	0.03%
77.	google.ch	31	0.03%
78.	google.com.hk	30	0.03%
79.	asu.edu	30	0.03%
80.	google.cz	30	0.03%
81.	dogpile.com	30	0.03%
82.	grantsnet.org	30	0.03%
83.	google.com.ar	29	0.03%
84.	conduit.com	28	0.03%
85.	att.net	28	0.03%
86.	stage08	27	0.03%
87.	green-technology.org	27	0.03%
88.	umich.edu	26	0.03%
89.	duke.edu	26	0.03%
90.	usawaterquality.org	26	0.03%
91.	linkedin.com	26	0.03%
92.	tamu.edu	26	0.03%
93.	scirus.com	26	0.03%
94.	ncat.org	25	0.03%
95.	google.lk	25	0.03%
96.	fiu.edu	25	0.03%
97.	google.com.pr	25	0.03%
98.	google.dk	25	0.03%
99.	finaid.org	24	0.03%
100.	goodsearch.com	24	0.03%

	Domain	Visits	% Visits
101.	dexigner.com	23	0.03%
102.	eelink.net	23	0.03%
103.	laprofession.org	23	0.03%
104.	google.at	21	0.02%
105.	liftmaster-remote.com	21	0.02%
106.	google.fi	21	0.02%
107.	blogspot.com	21	0.02%
108.	google.hr	20	0.02%
109.	pathwaystoscience.org	20	0.02%
110.	ieee.org	20	0.02%
111.	nsf.gov	20	0.02%
112.	marinecareers.net	20	0.02%
113.	cmu.edu	20	0.02%
114.	wellsphere.com	20	0.02%
115.	ncsu.edu	19	0.02%
116.	yahoo.co.jp	19	0.02%
117.	yale.edu	19	0.02%
118.	medesign.org	19	0.02%
119.	earthlink.net	19	0.02%
120.	google.hu	18	0.02%
121.	uidaho.edu	18	0.02%
122.	nano.gov	18	0.02%
123.	google.bg	17	0.02%
124.	mit.edu	17	0.02%
125.	secureserver.net	17	0.02%
126.	google.no	16	0.02%
127.	com [xerka@diana-tek.com]	16	0.02%
128.	google.co.ug	16	0.02%
129.	smallbiz-enviroweb.org	15	0.02%
130.	lsu.edu	15	0.02%
131.	bulletins-electroniques.com	15	0.02%
132.	bbc.co.uk	15	0.02%
133.	google.com.gh	15	0.02%
134.	google.cl	15	0.02%
135.	ca.gov	15	0.02%
136.	noaa.gov	15	0.02%
137.	appstate.edu	14	0.02%
138.	usgs.gov	14	0.02%
139.	cornell.edu	14	0.02%
140.	colorado.edu	14	0.02%
141.	unjobs.org	14	0.02%

	Domain	Visits	% Visits
142.	google.lt	14	0.02%
143.	conservationgrants.com	14	0.02%
144.	oregonstate.edu	14	0.02%
145.	sbirga.com	14	0.02%
146.	powerpoint-search.com	14	0.02%
147.	gpo.gov	14	0.02%
148.	google.com.kw	13	0.01%
149.	ecosystemvaluation.org	13	0.01%
150.	google.co.ve	13	0.01%
151.	fda.gov	13	0.01%
152.	asee.org	13	0.01%
153.	uh.edu	13	0.01%
154.	washington.edu	13	0.01%
155.	google.tt	13	0.01%
156.	infospace.com	13	0.01%
157.	american.edu	12	0.01%
158.	pdfgeni.com	12	0.01%
159.	stanford.edu	12	0.01%
160.	lasculturas.com	12	0.01%
161.	oceancareers.com	12	0.01%
162.	hawaii.edu	12	0.01%
163.	search.com	12	0.01%
164.	google.jo	12	0.01%
165.	nasa.gov	12	0.01%
166.	epa.gov.tw	12	0.01%
167.	earth911.com	12	0.01%
168.	smartgrowth.org	12	0.01%
169.	google.com.pe	12	0.01%
170.	psu.edu	11	0.01%
171.	google.si	11	0.01%
172.	uoregon.edu	11	0.01%
173.	wilsonlab.com	11	0.01%
174.	google.com.jm	11	0.01%
175.	74.125.95.132	11	0.01%
176.	umass.edu	11	0.01%
177.	umn.edu	11	0.01%
178.	google.sk	10	0.01%
179.	msu.edu	10	0.01%
180.	google.lv	10	0.01%
181.	ucsc.edu	10	0.01%
182.	conjointanalysis.net	10	0.01%

	Domain	Visits	% Visits
183.	incredimail.com	10	0.01%
184.	colostate.edu	10	0.01%
185.	gmu.edu	10	0.01%
186.	makingthedifference.org	10	0.01%
187.	utk.edu	10	0.01%
188.	uconn.edu	10	0.01%
189.	weedcenter.org	10	0.01%
190.	google.com.ua	10	0.01%
191.	ua.edu	10	0.01%
192.	grantsearchcenter.com	9	0.01%
193.	sc.edu	9	0.01%
194.	beyondbenign.org	9	0.01%
195.	harvard.edu	9	0.01%
196.	rutgers.edu	9	0.01%
197.	northwestern.edu	9	0.01%
198.	state.va.us	9	0.01%
199.	sdp.gov	9	0.01%
200.	ansi.org	9	0.01%
201.	aiha.org	9	0.01%
202.	emory.edu	9	0.01%
203.	uhcl.edu	9	0.01%
204.	wisc.edu	9	0.01%
205.	74.125.47.132	9	0.01%
206.	google.com.np	9	0.01%
207.	about.com	9	0.01%
208.	charter.net	9	0.01%
209.	centerfortropicalecology.org	8	0.01%
210.	jhu.edu	8	0.01%
211.	rice.edu	8	0.01%
212.	students.gov	8	0.01%
213.	mst.edu	8	0.01%
214.	ebook-search-engine.com	8	0.01%
215.	209.85.229.132	8	0.01%
216.	yandex.ru	8	0.01%
217.	google.bs	8	0.01%
218.	fsu.edu	8	0.01%
219.	uprm.edu	8	0.01%
220.	opendns.com	8	0.01%
221.	jmu.edu	8	0.01%
222.	louisville.edu	8	0.01%
223.	uga.edu	8	0.01%

	Domain	Visits	% Visits
224.	anl.gov	8	0.01%
225.	google.ba	8	0.01%
226.	facebook.com	8	0.01%
227.	env-econ.net	8	0.01%
228.	utb.edu	8	0.01%
229.	nyu.edu	8	0.01%
230.	scseagrant.org	8	0.01%
231.	74.125.159.132	8	0.01%
232.	psicorp.com	8	0.01%
233.	juno.com	7	0.01%
234.	gsu.edu	7	0.01%
235.	raven1.net	7	0.01%
236.	cudenver.edu	7	0.01%
237.	roosevelt.edu	7	0.01%
238.	ucsb.edu	7	0.01%
239.	netscape.com	7	0.01%
240.	k-state.edu	7	0.01%
241.	umd.edu	7	0.01%
242.	google.co.tz	7	0.01%
243.	alot.com	7	0.01%
244.	googlesyndicatedsearch.com	7	0.01%
245.	sra.org	7	0.01%
246.	verizon.net	7	0.01%
247.	utexas.edu	7	0.01%
248.	myamericanbenefitsplan.com	7	0.01%
249.	win-sbir.com	7	0.01%
250.	arizona.edu	7	0.01%
251.	clu-in.org	7	0.01%
252.	tufts.edu	7	0.01%
253.	74.125.93.104	6	0.01%
254.	mywebsearch.com	6	0.01%
255.	grantsalert.com	6	0.01%
256.	prsea.org	6	0.01%
257.	noprescriptiondrugstore.com	6	0.01%
258.	cdc.gov	6	0.01%
259.	whoi.edu	6	0.01%
260.	cofc.edu	6	0.01%
261.	toxicology.org	6	0.01%
262.	209.85.173.132	6	0.01%
263.	sweetim.com	6	0.01%
264.	constantcontact.com	6	0.01%

	Domain	Visits	% Visits
265.	glrppr.org	6	0.01%
266.	uiowa.edu	6	0.01%
267.	myway.com	6	0.01%
268.	SBIRColorado.org	6	0.01%
269.	google.co.ma	6	0.01%
270.	theagarplate.com	6	0.01%
271.	metacrawler.com	6	0.01%
272.	indiana.edu	6	0.01%
273.	trade.gov	6	0.01%
274.	clusty.com	6	0.01%
275.	mines.edu	6	0.01%
276.	scholarship-positions.com	6	0.01%
277.	montana.edu	6	0.01%
278.	ewb-uiuc.org	6	0.01%
279.	catice.ac-bordeaux.fr	6	0.01%
280.	google.com.ly	6	0.01%
281.	ksu.edu	6	0.01%
282.	business.com	6	0.01%
283.	cespn.net	6	0.01%
284.	uky.edu	6	0.01%
285.	nanoparticles.org	5	0.01%
286.	pbl.nl	5	0.01%
287.	calstatela.edu	5	0.01%
288.	google.com.do	5	0.01%
289.	nytimes.com	5	0.01%
290.	nanovip.com	5	0.01%
291.	optimum.net	5	0.01%
292.	google.com.om	5	0.01%
293.	wpi.edu	5	0.01%
294.	google.com.bh	5	0.01%
295.	twitturls.com	5	0.01%
296.	tntech.edu	5	0.01%
297.	ucla.edu	5	0.01%
298.	seznam.cz	5	0.01%
299.	virginia.edu	5	0.01%
300.	gatech.edu	5	0.01%
301.	esf.edu	5	0.01%
302.	csupomona.edu	5	0.01%
303.	scholarshipsinindia.com	5	0.01%
304.	imakenews.com	5	0.01%
305.	cnn.com	5	0.01%

	Domain	Visits	% Visits
306.	p2pays.org	5	0.01%
307.	iisc.ernet.in	5	0.01%
308.	google.mu	5	0.01%
309.	uark.edu	5	0.01%
310.	t-online.de	5	0.01%
311.	luciddesigngroup.com	5	0.01%
312.	oberlin.edu	5	0.01%
313.	http	5	0.01%
314.	tennessee.edu	5	0.01%
315.	google.com.ec	5	0.01%
316.	uno.edu	5	0.01%
317.	uri.edu	5	0.01%
318.	environmentalfutures.org	5	0.01%
319.	aidpage.com	5	0.01%
320.	zaq.ne.jp	5	0.01%
321.	sfsu.edu	5	0.01%
322.	ancopusa.org	5	0.01%
323.	msn.co.jp	5	0.01%
324.	clarku.edu	4	0.00%
325.	theschmidt.org	4	0.00%
326.	isiestudents.com	4	0.00%
327.	134.67.99.14	4	0.00%
328.	delicious.com	4	0.00%
329.	nyc.gov	4	0.00%
330.	bearshare.com	4	0.00%
331.	chemindustry.com	4	0.00%
332.	kzoo.edu	4	0.00%
333.	associatedcontent.com	4	0.00%
334.	mobot.org	4	0.00%
335.	lafoundation.org	4	0.00%
336.	google.com.qa	4	0.00%
337.	georgetown.edu	4	0.00%
338.	google.com.na	4	0.00%
339.	uwosh.edu	4	0.00%
340.	wa.gov	4	0.00%
341.	innovationpartnership.net	4	0.00%
342.	info.com	4	0.00%
343.	centuriontechnology.com	4	0.00%
344.	74.125.39.132	4	0.00%
345.	WatchStock.com	4	0.00%
346.	ucsd.edu	4	0.00%

	Domain	Visits	% Visits
347.	vims.edu	4	0.00%
348.	go-gardens.com	4	0.00%
349.	google.co.zm	4	0.00%
350.	umbc.edu	4	0.00%
351.	ixquick.com	4	0.00%
352.	blogs.com	4	0.00%
353.	google.co.cr	4	0.00%
354.	google.is	4	0.00%
355.	209.85.129.132	4	0.00%
356.	msn.co.uk	4	0.00%
357.	google.mv	4	0.00%
358.	usf.edu	4	0.00%
359.	vcu.edu	4	0.00%
360.	aol.co.uk	4	0.00%
361.	grantstation.com	4	0.00%
362.	serdp.org	4	0.00%
363.	google.ee	4	0.00%
364.	aapg.org	4	0.00%
365.	uci.edu	4	0.00%
366.	nae.edu	4	0.00%
367.	fedcenter.gov	4	0.00%
368.	csus.edu	4	0.00%
369.	google.co.zw	4	0.00%
370.	sify.com	4	0.00%
371.	adobe.com	4	0.00%
372.	cceia.org	4	0.00%
373.	cox.net	4	0.00%
374.	chronicle.com	4	0.00%
375.	service-robots.org	4	0.00%
376.	ehponline.org	4	0.00%
377.	rr.com	4	0.00%
378.	auburn.edu	4	0.00%
379.	aol.ca	3	0.00%
380.	mail.ru	3	0.00%
381.	smallbusiness.com	3	0.00%
382.	9search.org	3	0.00%
383.	handresearch.com	3	0.00%
384.	oedb.org	3	0.00%
385.	umaine.edu	3	0.00%
386.	google.rw	3	0.00%
387.	msnscache.com	3	0.00%

	Domain	Visits	% Visits
388.	unom.ac.in	3	0.00%
389.	drop.io	3	0.00%
390.	netzero.net	3	0.00%
391.	leapfish.com	3	0.00%
392.	aceinc.org	3	0.00%
393.	google.com.mt	3	0.00%
394.	abovetopsecret.com	3	0.00%
395.	stginternational.org	3	0.00%
396.	uaf.edu	3	0.00%
397.	wvu.edu	3	0.00%
398.	ku.edu	3	0.00%
399.	sitesell.com	3	0.00%
400.	aoec.org	3	0.00%
Subtotal for rows: 1 - 400		88,005	98.83%
Other		1,045	1.17%
Total		89,050	100.00%

items 1-400 of 1000

Referring Domain - Help Card



Column Definitions

Referring Domain

A web site that refers a visitor to your site by linking to it.

Domain

Top-level domains to which belong the web sites which refer visitors to your site by linking to it.

Visits

Number of times the specified domain referred visitors to your site.

%

Percentage of referrals that came from the specified domain.

Direct Traffic

Represents to the web site with no referrer as one of the following: 1) the visitor typed the domain name directly into their browser, 2) the visitor bookmarked the site, 3) the visitor clicked on an email, shortcut, or other direct link, 4) Firewalls and/or proxies stripped out the referrer and replaced it with a dash "-".

Note: If "Direct Traffic" is 100% of all your traffic, then you are probably not logging the "referrer" field in your log files. Please see your manual or the WebTrends Knowledgebase to enable extended logging on your web servers.

Hidden-Referrer

A value indicating that Internet security software such as Zone Alarm Pro, Symantec's Norton Internet Security, or a proxy server modified a web request to mask the referring URL.



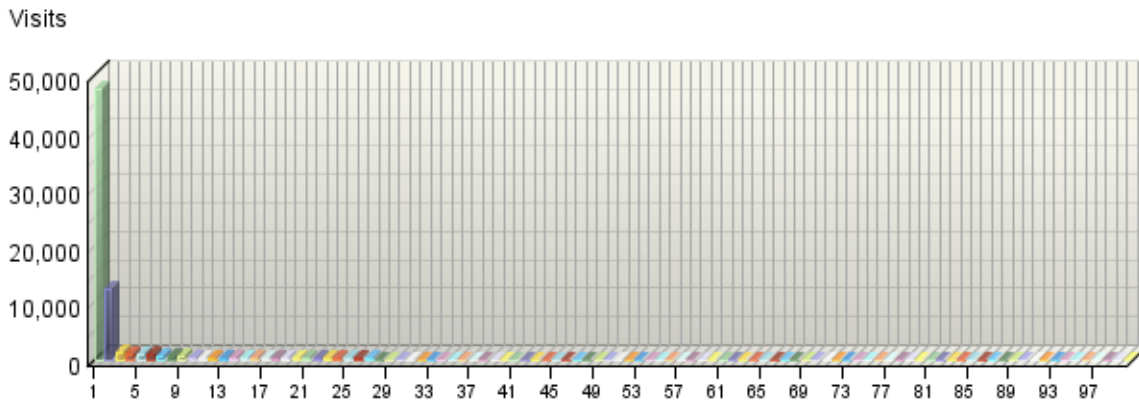
Report Descriptions

You can use this page to determine which domains are referring the most visitors to your site. This can help when considering the most effective ways and places to attract visitors.

Referring Page

This report provides the pages from the sites with links to your site. This information will only be displayed if your server is logging the referrer information.

Visits by Referring Page



Referring Page

	Page	Visits	% Visits
1.	Direct Traffic	47,494	53.33%
2.	http://www.google.com/search	12,568	14.11%
3.	http://images.google.com/imgres	1,486	1.67%
4.	http://www.google.co.in/search	1,177	1.32%
5.	http://es.epa.gov/	943	1.06%
6.	http://search.yahoo.com/search	899	1.01%
7.	http://nlquery.epa.gov/epasearch/epasearch	733	0.82%
8.	http://es.epa.gov/ncer/	536	0.60%
9.	http://www.google.co.uk/search	527	0.59%
10.	http://www.epa.gov/ord/htm/jobs_ord.htm	501	0.56%
11.	http://www.google.ca/search	492	0.55%
12.	http://www.csrees.usda.gov/fo/enhancingeco-systemservicesafri.cfm	473	0.53%
13.	http://www.google.com/imgres	429	0.48%
14.	http://www.epa.gov/epahome/scitech.htm	358	0.40%
15.	http://search.live.com/results.aspx	347	0.39%
16.	http://www.epa.gov/epahome/grants.htm	339	0.38%
17.	http://www.zyn.com/sbir/scomp.htm	334	0.38%
18.	http://es.epa.gov/ncer/fellow/forum/pubs_96.html	323	0.36%

	Page	Visits	% Visits
19.	http://search.msn.com/results.aspx	310	0.35%
20.	http://www.sbir.gov/solicitations/	254	0.29%
21.	http://www.google.com.au/search	252	0.28%
22.	http://www.google.cn/search	233	0.26%
23.	http://www.epa.gov/p3/	189	0.21%
24.	http://images.google.in/imgres	187	0.21%
25.	http://images.google.co.uk/imgres	185	0.21%
26.	http://es.epa.gov/ncer/sbir/	181	0.20%
27.	http://www.epa.gov/careers/stuopp.html	178	0.20%
28.	http://es.epa.gov/ncer/childrenscenters/autism.html	165	0.19%
29.	http://www.epa.gov/ord/htm/grantopportunity.htm	141	0.16%
30.	http://usasearch.gov/search	126	0.14%
31.	http://www.google.fr/search	126	0.14%
32.	http://twitter.com/usepancer/	124	0.14%
33.	http://www.google.co.za/search	121	0.14%
34.	http://www.google.com.my/search	121	0.14%
35.	http://www.google.com.eg/search	120	0.13%
36.	http://www.google.de/search	117	0.13%
37.	http://www.ask.com/bar	114	0.13%
38.	http://www.google.co.id/search	114	0.13%
39.	http://www.google.com.ph/search	112	0.13%
40.	http://www.google.it/search	110	0.12%
41.	http://www.google.es/search	108	0.12%
42.	http://es.epa.gov/ncer/childrenscenters/pesticides.html	105	0.12%
43.	http://images.google.ca/imgres	98	0.11%
44.	http://www.weblinkvalidator.com/	96	0.11%
45.	http://www.google.co.kr/search	95	0.11%
46.	http://es.epa.gov/ncer/p3/	92	0.10%
47.	http://search.aol.com/aol/search	90	0.10%
48.	http://www.sba.gov/cgi-bin/byebye.pl	90	0.10%
49.	http://www.google.com/custom	89	0.10%
50.	<a href="http://www.csrees.usda.gov/fo/globalandcli
matechangeafri.cfm">http://www.csrees.usda.gov/fo/globalandcli matechangeafri.cfm	86	0.10%
51.	http://www.google.co.th/search	84	0.09%
52.	http://www.epa.gov/epahome/business.htm	82	0.09%
53.	http://www.epa.gov/ord/htm/orgchart.htm	82	0.09%
54.	http://www.sbir.gov/federal_links.htm	81	0.09%
55.	http://www.google.com.br/search	80	0.09%
56.	http://www.google.com.vn/search	79	0.09%
57.	http://es.epa.gov/ncer/rfa/	77	0.09%
58.	http://mail.google.com/mail/	77	0.09%

	Page	Visits	% Visits
59.	http://www.epa.gov/ord/htm/grantopportunity-fellow.htm	76	0.09%
60.	http://www.epa.gov/ord/	75	0.08%
61.	http://www.google.com.pk/search	75	0.08%
62.	http://www.google.com.tr/search	72	0.08%
63.	http://www.google.com.sg/search	68	0.08%
64.	http://www.google.co.jp/search	68	0.08%
65.	http://www.google.com.mx/search	67	0.08%
66.	http://www.acq.osd.mil/osbp/sbir/othersites/index.htm	67	0.08%
67.	http://www.business.gov/expand/green-business/product-development/innovation.html	66	0.07%
68.	http://www.epa.gov/ord/sciencenews/scinews_biodiversity.htm	66	0.07%
69.	http://www.zyn.com/sbir/	64	0.07%
70.	http://www07.grants.gov/search/search.do	63	0.07%
71.	http://scholarships.fatomei.com/biology.html	61	0.07%
72.	http://scholar.google.com/scholar	57	0.06%
73.	http://images.google.com.au/imgres	57	0.06%
74.	http://es.epa.gov/ncer/rfa/2009/2009_star_ecosystem_services.html	56	0.06%
75.	http://portal.acs.org/portal/acs/corg/content	56	0.06%
76.	http://www.google.com.tw/search	56	0.06%
77.	http://www.ask.com/web	55	0.06%
78.	http://www.google.nl/search	51	0.06%
79.	http://www.google.ae/search	51	0.06%
80.	http://www.epa.gov/smallbusiness/geninfo.htm	51	0.06%
81.	http://www.greenerbuildings.com/news/2009/03/13/small-business-boon	50	0.06%
82.	http://es.epa.gov/ncer/childrenscenters/columbia.html	50	0.06%
83.	http://www.google.gr/search	49	0.06%
84.	http://www.usgcrp.gov/usgcrp/ProgramElements/proposals/default.htm	49	0.06%
85.	http://www.google.com.ng/search	48	0.05%
86.	http://www.epa.gov/ohr/careers/stuopp.html	48	0.05%
87.	http://www.epa.gov/ncerqa/	47	0.05%
88.	http://www.google.com/cse	46	0.05%
89.	http://www.zyn.com/sbir/bnews.htm	46	0.05%
90.	http://images.search.yahoo.com/images/view	45	0.05%
91.	http://www.sbir.gov/solicitations/index.htm	44	0.05%
92.	http://es.epa.gov/ncer/childrenscenters/davis.html	43	0.05%
93.	http://www.epa.gov/ogd/grants/information.htm	43	0.05%
94.	http://www.greenbiz.com/news/2009/03/13/small-business-boon	42	0.05%

	Page	Visits	% Visits
95.	http://www.google.com/	42	0.05%
96.	http://www.google.co.ke/search	41	0.05%
97.	http://www.google.pl/search	40	0.04%
98.	http://es.epa.gov/ncer/fellow/forum/pubs_95.html	40	0.04%
99.	http://www.google.pt/search	40	0.04%
100.	http://www.google.ie/search	39	0.04%
101.	http://es.epa.gov/ncer/childrenscenters/washington.html	39	0.04%
102.	http://v26265ncay001.aa.ad.epa.gov/opencms/opencms/system/modules/com.cgi.ordatwork/pages/ORDToday.jsp	38	0.04%
103.	http://es.epa.gov/ncer/sbir/current_solicitation.html	38	0.04%
104.	http://www.google.co.nz/search	37	0.04%
105.	http://es.epa.gov/ncer/fellow/forum/	37	0.04%
106.	http://es.epa.gov/ncer/rfa/2009/2009_sbir_phase1.html	36	0.04%
107.	http://www.google.be/search	36	0.04%
108.	http://www.google.ro/search	35	0.04%
109.	http://www.google.com.et/search	35	0.04%
110.	http://www.google.ru/search	34	0.04%
111.	http://www.google.com/hws/search	34	0.04%
112.	http://es.epa.gov/ncer/fellow/	33	0.04%
113.	http://es.epa.gov/publications.html	33	0.04%
114.	http://www.epa.gov/smallbusiness/money.htm	32	0.04%
115.	http://search.comcast.net/	32	0.04%
116.	http://www.google.com.sa/search	31	0.03%
117.	http://www.google.com/m	31	0.03%
118.	http://www.csrees.usda.gov/fo/fundview.cfm	31	0.03%
119.	http://images.google.co.th/imgres	30	0.03%
120.	http://www.google.co.il/search	29	0.03%
121.	http://es.epa.gov/ncer/childrenscenters/asthma.html	29	0.03%
122.	http://es.epa.gov/ncer/listserv/	29	0.03%
123.	http://www.google.com.bd/search	28	0.03%
124.	http://www.business.gov/finance/financing/grants/research-grants.html	28	0.03%
125.	http://vsearch.nlm.nih.gov/vivisimo/cgi-bin/query-meta	28	0.03%
126.	http://www.google.com/m/search	27	0.03%
127.	http://www.google.se/search	27	0.03%
128.	http://stage08/products/r/html/R40177.html	27	0.03%
129.	http://www.green-technology.org/green_tech.htm	27	0.03%
130.	http://www07.grants.gov/search/search.do;jsessionid=sYVzJ4ZbpJsy5JdmWg2Rhrl5LWxP6NnwrvY24pnZc3l3pxdnlJv!198294224	26	0.03%
131.	http://www.grants.gov/search/search.do	26	0.03%

	Page	Visits	% Visits
132.	http://www.scirus.com/srsapp/search	25	0.03%
133.	http://www.finaid.org/scholarships/prestigious.phtml	24	0.03%
134.	http://www.health.com/health/condition-article/0,,20248052,00.html	24	0.03%
135.	http://www.google.com.hk/search	24	0.03%
136.	http://images.google.com/eg/imgres	24	0.03%
137.	http://zyn.com/sbir/scomp.htm	24	0.03%
138.	http://images.google.com.my/imgres	24	0.03%
139.	http://www.goodsearch.com/Search.aspx	24	0.03%
140.	http://www.fiu.edu/~envstud/internships.htm	24	0.03%
141.	http://fundingopps.cos.com/alerts/117767	23	0.03%
142.	http://www.altavista.com/web/results	23	0.03%
143.	http://www.google.com.co/search	23	0.03%
144.	http://search.conduit.com/Results.aspx	23	0.03%
145.	http://www.linkedin.com/groupAnswers	23	0.03%
146.	http://grantsnet.org/search/fund_dir.cfm	23	0.03%
147.	http://www.dexigner.com/architecture/news-g17443.html	23	0.03%
148.	http://www.epa.gov/epahome/locate3.htm	22	0.02%
149.	http://www.epa.gov/pmresearch/	22	0.02%
150.	http://www.laprofession.org/financial/scholarships.htm	22	0.02%
151.	http://images.google.de/imgres	22	0.02%
152.	http://www.google.lk/search	22	0.02%
153.	http://www.google.com.ar/search	22	0.02%
154.	http://johnmuir.ucdavis.edu/ano/listfunding.asp	22	0.02%
155.	http://www.google.com/unclesam	22	0.02%
156.	http://images.google.com.pk/imgres	22	0.02%
157.	http://www.epa.gov/greenchemistry/pubs/grants.html	22	0.02%
158.	http://es.epa.gov/ncer/childrenscenters/berkeley.html	21	0.02%
159.	http://store.liftmaster-remote.com	21	0.02%
160.	http://www.google.com/ie	21	0.02%
161.	http://www.health.com/health/condition-article/0,,20242656,00.html	21	0.02%
162.	http://es.epa.gov/ncer/rfa/forms/	21	0.02%
163.	http://es.epa.gov/ncer/childrenscenters/faqs.html	21	0.02%
164.	http://www.google.com.pr/search	21	0.02%
165.	http://www.google.ch/search	20	0.02%
166.	http://www.epa.gov/	20	0.02%
167.	http://www.pathwaystoscience.org/Funding.asp	20	0.02%
168.	http://images.google.it/imgres	20	0.02%
169.	http://es.epa.gov/ncer/childrenscenters/usc.html	20	0.02%
170.	http://www.google.dk/search	20	0.02%

	Page	Visits	% Visits
171.	http://images.google.co.za/imgres	20	0.02%
172.	http://www.usawaterquality.org/	20	0.02%
173.	http://images.google.co.kr/imgres	20	0.02%
174.	http://www.epa.gov/sustainability/	20	0.02%
175.	http://es.epa.gov/ncer/fellow/forum/conference/08/may19/registration.html	20	0.02%
176.	http://www.medesign.org/newriverhealth/healthlinks/	19	0.02%
177.	http://es.epa.gov/ncer/childrenscenters/sinai.html	19	0.02%
178.	http://graduate.asu.edu/nationalfellowships.html	19	0.02%
179.	http://www.epa.gov/ord/htm/grantopportunity-small.htm	19	0.02%
180.	http://search.yahoo.co.jp/search	19	0.02%
181.	http://www.google.at/search	19	0.02%
182.	http://in.search.yahoo.com/search	19	0.02%
183.	http://www.epa.gov/epahome/hotline.htm	19	0.02%
184.	http://www.epa.gov/ord/index.htm	18	0.02%
185.	http://es.epa.gov	18	0.02%
186.	http://www07.grants.gov/search/search.do;jsessionid=7PJcJthFG185JtqQtLmCy1kbPS2ZjKGBjBnQhy2tfNlp1x1Sgr7!-733028865	18	0.02%
187.	http://en.wikipedia.org/wiki/Hexane	18	0.02%
188.	http://us.mg2.mail.yahoo.com/dc/launch	18	0.02%
189.	http://images.google.es/imgres	18	0.02%
190.	http://search.live.com/images/results.aspx	18	0.02%
191.	http://www.epa.gov/ord/npd/globalresearch-intro.htm	18	0.02%
192.	http://www.google.cz/search	18	0.02%
193.	http://attra.ncat.org/funding/	18	0.02%
194.	http://es.epa.gov/ncer/publications/workshop/8-18-04/ppt/	18	0.02%
195.	http://fundingopps.cos.com/cgi-bin/fo2/getRec	18	0.02%
196.	http://tw.search.yahoo.com/search	18	0.02%
197.	http://es.epa.gov/ncer/fellow/forum/conference/08/may19/	17	0.02%
198.	http://www.google.fi/search	17	0.02%
199.	http://images.google.fr/imgres	17	0.02%
200.	http://www.epa.gov/oam/rtp_cmd/	17	0.02%
201.	http://www.epa.gov/oppt/nano/	17	0.02%
202.	http://www.columbia.edu/cu/climatesociety/admissions.html	17	0.02%
203.	http://images.google.com.ph/imgres	17	0.02%
204.	http://cfpub.epa.gov/ncer_abstracts/index.cfm/fuseaction/search.welcome	17	0.02%
205.	http://es.epa.gov/ncer/grants/	17	0.02%
206.	http://www.marinecareers.net/links_internships.php	17	0.02%

	Page	Visits	% Visits
207.	http://www.google.co.ug/search	16	0.02%
208.	http://es.epa.gov/ncer/childrenscenters/multimedia.html	16	0.02%
209.	http://images.google.nl/imgres	16	0.02%
210.	http://translate.google.cn/translate	16	0.02%
211.	http://www.epa.gov/hhrp/	16	0.02%
212.	http://eelink.net/pages/Grants - EE Specific Resources	16	0.02%
213.	http://es.epa.gov/ncer/sbir/and www.epa.gov/oam/rtp_cmd/	16	0.02%
214.	http://www.ieee.org/web/membership/students/scholarshipsawardscontests/SAG_homepage.html	16	0.02%
215.	http://epa.gov/p3/multimedia/	16	0.02%
216.	http://www.diana-teknologia.com [xerka@diana-tek.com]	16	0.02%
217.	http://www.epa.gov/ord/htm/map.htm	16	0.02%
218.	http://images.google.com.br/imgres	16	0.02%
219.	http://www.google.bg/search	16	0.02%
220.	http://www.epa.gov/region1/	15	0.02%
221.	http://www.bbc.co.uk/dna/h2g2/A24591341	15	0.02%
222.	http://es.epa.gov/ncer/rfa/2009/2009_star_air_pollution.html	15	0.02%
223.	http://www.google.com.gh/search	15	0.02%
224.	http://journalism.berkeley.edu/jobs/details.php	15	0.02%
225.	http://yosemite.epa.gov/ee/epa/eed.nsf/webpages/MAIFellowships.html	14	0.02%
226.	http://es.epa.gov/ncer/childrenscenters/harvard.html	14	0.02%
227.	http://www.bulletins-electroniques.com/actualites/58130.htm	14	0.02%
228.	http://www.conservationgrants.com/environment.htm	14	0.02%
229.	http://es.epa.gov/ncer/sbir/govtwide.html	14	0.02%
230.	http://pubs.acs.org/doi/full/10.1021/es900606v	14	0.02%
231.	http://www.epa.gov/aging/grants/index.htm	14	0.02%
232.	http://images.google.ie/imgres	14	0.02%
233.	http://es.epa.gov/ncer/sbir/awards/sbirtbl1.html	14	0.02%
234.	http://oaspub.epa.gov/portal/page/portal/ESConnector/CNTR_ESC/ESCHOME/MYWORKBENCH	14	0.02%
235.	http://es.epa.gov/ncer/p3/index.html	14	0.02%
236.	http://yosemite.epa.gov/opa/admpress.nsf/0/86C98B7A8A07562E8525756A00680AAB	14	0.02%
237.	http://es.epa.gov/ncer/childrenscenters/smoke.html	14	0.02%
238.	http://es.epa.gov/ncer/cbra/	14	0.02%
239.	http://www.epa.gov/ORD/npd/index.htm	14	0.02%
240.	http://es.epa.gov/ncer/fellow/forum/contacts.html	14	0.02%
241.	http://www.altavista.com/image/randomlink	13	0.01%

	Page	Visits	% Visits
242.	http://www.epa.gov/climatechange/effects/health.html	13	0.01%
243.	http://www.google.hu/search	13	0.01%
244.	http://es.epa.gov/ncer/childrenscenters/communities.html	13	0.01%
245.	http://email.secureserver.net/webmail.php	13	0.01%
246.	http://www.fda.gov/cder/audiences/acspage/CVs/hussain_maha_Dec07.pdf	13	0.01%
247.	http://www.google.no/search	13	0.01%
248.	http://www.epa.gov/ord/esrp/index.htm	13	0.01%
249.	http://www.ce.cmu.edu/graduate/funding.html	13	0.01%
250.	http://www.epa.gov/oam/rtp_cmd/index.htm	13	0.01%
251.	http://twitter.com/home	13	0.01%
252.	http://cfpub.epa.gov/fedfund/program.cfm	13	0.01%
253.	http://il.water.usgs.gov/	13	0.01%
254.	http://blogs.asee.org/fellowships/science-and-engineering-fellowships-and-scholarships/	12	0.01%
255.	http://es.epa.gov/ncer/childrenscenters/duke.html	12	0.01%
256.	http://www.nicholas.duke.edu/del/del-mem/scholarships.html	12	0.01%
257.	http://toolbar.google.com/command/return&tb-hl=en&tb-ver=5.0.2124.6042	12	0.01%
258.	http://www.google.jo/search	12	0.01%
259.	http://www.search.com/search	12	0.01%
260.	http://images.google.com.mx/imgres	12	0.01%
261.	http://sta.epa.gov.tw/lambda_sgs/readdocument.aspx	12	0.01%
262.	http://www.ecosystemvaluation.org/links.htm	12	0.01%
263.	http://images.google.cz/imgres	12	0.01%
264.	http://es.epa.gov/ncer/publications/nano/purpose.html	12	0.01%
265.	http://my.att.net/s/s.dll	12	0.01%
266.	http://www.google.hr/search	12	0.01%
267.	http://es.epa.gov/ncer/childrenscenters/results.html	12	0.01%
268.	http://es.epa.gov/ncer/rfa/2008/2008_sbir_phase1.html	12	0.01%
269.	http://www.google.cl/search	12	0.01%
270.	http://www.google.com.kw/search	12	0.01%
271.	http://www.google.co.ve/search	12	0.01%
272.	http://images.google.ro/imgres	11	0.01%
273.	http://es.epa.gov/ncer/publications/science_forum/posters/ppt/	11	0.01%
274.	http://search.earthlink.net/search	11	0.01%
275.	http://es.epa.gov/ncer/sbir/factsheet.html	11	0.01%
276.	http://search.msn.com/images/results.aspx	11	0.01%
277.	http://www.google.com.pe/search	11	0.01%

	Page	Visits	% Visits
278.	http://es.epa.gov/ncer/fellow/forum/sites.html	11	0.01%
279.	http://www.ncsu.edu/grad/financial-support/epa-star.html	11	0.01%
280.	http://images.google.ch/imgres	11	0.01%
281.	http://images.google.co.id/imgres	11	0.01%
282.	http://www.epa.gov/nheerl/about/employ.html	11	0.01%
283.	http://es.epa.gov/ncer/fellow/forum/employ.html	11	0.01%
284.	http://es.epa.gov/ncer/fellow/forum/conference/08/may19/index.html	11	0.01%
285.	http://zebu.uoregon.edu/2001/ph162/l8.html	11	0.01%
286.	http://search.msn.com/results.asp	11	0.01%
287.	http://es.epa.gov/ncer/childrenscenters/	11	0.01%
288.	http://es.epa.gov/ncer_abstracts/sbir/other/monana/kohn.html	10	0.01%
289.	http://images.google.gr/imgres	10	0.01%
290.	http://en.wikipedia.org/wiki/Incineration	10	0.01%
291.	http://www.epa.gov/agriculture/news/index.html	10	0.01%
292.	http://fundingopps.cos.com/cgi-bin/getRec	10	0.01%
293.	http://www.nano.gov/html/funding/currentsol.html	10	0.01%
294.	http://www.epa.gov/greenchemistry/pubs/programs.html	10	0.01%
295.	http://search.hp.my.aol.com/aol/search	10	0.01%
296.	http://earth911.com/blog/2008/01/24/epa-awards-sustainability-grants-to-58-student-teams/	10	0.01%
297.	http://es.epa.gov/ncer/rfa/2009/2009_star_cumulative_risk.html	10	0.01%
298.	http://www.american.edu/sis/gep/resources.html	10	0.01%
299.	http://es.epa.gov/ncer/publications/workshop/8-23-2005/participants.html	10	0.01%
300.	http://74.125.95.132/search	10	0.01%
301.	http://yosemite.epa.gov/opa/advpress.nsf/48f0fa7dd51f9e9885257359003f5342/bb73f0ff51dc243a85257563005ef672!OpenDocument	10	0.01%
302.	http://www.lasculturas.com/lib/libScholarships.htm	10	0.01%
303.	http://www.epa.gov/etv/grantsandfunding.html	10	0.01%
304.	http://apps.research.ufl.edu/research/fyi/fyi.cfm	10	0.01%
305.	http://cfpub.epa.gov/ncer_list/personal/	10	0.01%
306.	http://images.google.be/imgres	10	0.01%
307.	http://scholar.google.ca/scholar	10	0.01%
308.	http://www.webs.uidaho.edu/envs/graduate/MS_Program/MS_assistantships.htm	10	0.01%
309.	http://www.conjointanalysis.net/CANet/CALinks.html	10	0.01%
310.	http://www.wilsonlab.com/	10	0.01%
311.	http://www.epa.gov/region5/solidwaste/funding.htm	10	0.01%

	Page	Visits	% Visits
312.	http://es.epa.gov/ncer/fellow/forum/2006stargro.html	10	0.01%
313.	http://es.epa.gov/ncer/childrenscenters/berkeley_pubs.html	10	0.01%
314.	http://www.nheerl.epa.gov/spotlight_articles/2009/022609.html	10	0.01%
315.	http://es.epa.gov/ncer/childrenscenters/southwestdetroit.html	10	0.01%
316.	http://images.ask.com/fr	9	0.01%
317.	http://us.mg2.mail.yahoo.com/dc/blank.html	9	0.01%
318.	http://es.epa.gov/ncer/nano/	9	0.01%
319.	http://www.aiha.org/Content/Topics/nano/	9	0.01%
320.	http://www.epa.gov/mercury/grants.htm	9	0.01%
321.	http://es.epa.gov/ncer/p3/expo/index.html	9	0.01%
322.	http://www.epa.gov/nheerl/about/support_opportunities.html	9	0.01%
323.	http://es.epa.gov/ncer/rfa/archive/grants/01/childvu01.html	9	0.01%
324.	http://www.oceancareers.com/2.0/links.php	9	0.01%
325.	http://es.epa.gov/ncer/fellow/forum/publications.html	9	0.01%
326.	http://aim.search.aol.com/search/search	9	0.01%
327.	http://us.mg3.mail.yahoo.com/dc/launch	9	0.01%
328.	http://www.deq.state.va.us/osba/finance.html	9	0.01%
329.	http://grants.nih.gov/grants/guide/notice-files/NOT-ES-09-003.html	9	0.01%
330.	http://es.epa.gov/ncer/sbir/index.html	9	0.01%
331.	http://www.google.tt/search	9	0.01%
332.	http://usgovinfo.about.com/gi/dynamic/offsite.htm	9	0.01%
333.	http://es.epa.gov/ncer/fellow/forum/2005stargro.html	9	0.01%
334.	http://74.125.47.132/search	9	0.01%
335.	http://www.google.com.jm/search	9	0.01%
336.	http://webmail.aol.com/41921/aol/en-us/suite.aspx	9	0.01%
337.	http://search.yahoo.com/bin/search	9	0.01%
338.	http://www.grants.gov/search/search.do;jsessionid=st1TJnLVpsv3tWC5TvKLJYb7MPXcN9pyp3KLWyCmNlyYQvy4qF92!1440342003	9	0.01%
339.	http://images.google.pt/imgres	9	0.01%
340.	http://isc02.epa.gov/ord/dev_internet-ord/ORD/	9	0.01%
341.	http://www.epa.gov/osw/conserva/materials/tires/grants.htm	9	0.01%
342.	http://uk.search.yahoo.com/search	9	0.01%
343.	http://images.google.com.vn/imgres	9	0.01%
344.	http://yosemite.epa.gov/opa/admpress.nsf/0/BB73F0FF51DC243A85257563005EF672	8	0.01%

	Page	Visits	% Visits
345.	http://es.epa.gov/ncer/childrenscenters/sinai_pubs.html	8	0.01%
346.	http://www.epa.gov/athens/opportunities/index.html	8	0.01%
347.	http://www.google.com.np/search	8	0.01%
348.	http://www.utb.edu/vpaa/graduate/Pages/scholarships.aspx	8	0.01%
349.	http://74.125.159.132/translate_c	8	0.01%
350.	http://www.grants.gov/search/search.do;jsessionid=hMndJv7GKmVzq37yfTB2dhQGLXRnWjYRf32kVD61Ry7DLFHjbN8n!1154433317	8	0.01%
351.	http://es.epa.gov/ncer/nano/lectures/index.html	8	0.01%
352.	http://www.eee.columbia.edu/pages/academics/ScholarshipsFellowships/gradstudents.html	8	0.01%
353.	http://images.google.ae/imgres	8	0.01%
354.	http://yosemite.epa.gov/opa/admpress.nsf/bd4379a92ceceaac8525735900400c27/bb73f0ff51dc243a85257563005ef672!OpenDocument	8	0.01%
355.	http://es.epa.gov/ncer/childrenscenters/hopkins_publications.html	8	0.01%
356.	http://www.centerfortropical ecology.org/support/grants/general.cfm	8	0.01%
357.	http://es.epa.gov/ncer/rfa/postdoc.html	8	0.01%
358.	http://images.google.com.co/imgres	8	0.01%
359.	http://www.epa.gov/sustainability/basicinfo.htm	8	0.01%
360.	http://www07.grants.gov/search/search.do;jsessionid=Gy0dJcVK27hM4gdcKgmBlgjJpvT29wHVLQKJ5sGTnZfn1m5Yn4v8!448014197	8	0.01%
361.	http://www.google.lt/search	8	0.01%
362.	http://us.yhs.search.yahoo.com/avg/search	8	0.01%
363.	http://sg.search.yahoo.com/search	8	0.01%
364.	http://es.epa.gov/ncer/p3/forum/aaas.html	8	0.01%
365.	http://webmail.earthlink.net/wam/msg.jsp	8	0.01%
366.	http://www.google.co.uk/imgres	8	0.01%
367.	http://translate.google.com/translate	8	0.01%
368.	http://www.google.com.ua/search	8	0.01%
369.	http://www.google.co.in/imgres	8	0.01%
370.	http://scholar.google.co.uk/scholar	8	0.01%
371.	http://people.umass.edu/jgerber/SustainabilityGrants.htm	8	0.01%
372.	http://es.epa.gov/ncer/fellow/forum/abstractguide.html	8	0.01%
373.	http://images.google.com.tr/imgres	8	0.01%
374.	http://es.epa.gov/ncer/nano/publications/	8	0.01%
375.	http://www.makingthedifference.org/federalinternships/description/247	8	0.01%
376.	http://www.students.gov/STUGOVWebApp/Public	8	0.01%
377.	http://fundingopps.cos.com/cgi-bin/fo2/result	8	0.01%

	Page	Visits	% Visits
378.	http://yosemite.epa.gov/opa/admpress.nsf/6d651d23f5a91b768525735900400c28/86c98b7a8a07562e8525756a00680aab!OpenDocument	8	0.01%
379.	http://es.epa.gov/ncer/rfa/2008/2008_star_gcwg.html	8	0.01%
380.	http://www.epa.gov/epawaste/conserves/materials/tires/grants.htm	8	0.01%
381.	http://cfpub.epa.gov/ncea/CFM/nceaQFind.cfm	8	0.01%
382.	http://www.grantsearchcenter.com/mc	8	0.01%
383.	http://blog.epa.gov/blog/	8	0.01%
384.	http://www.plantbiology.northwestern.edu/grants/index.html	8	0.01%
385.	http://www.solarlantern.blogspot.com/	8	0.01%
386.	http://nlintrasearch.epa.gov/epasearch/epasearch	8	0.01%
387.	http://intranet.epa.gov/agcyintr/labs.htm	8	0.01%
388.	http://guide.opendns.com/controller.php	8	0.01%
389.	http://es.epa.gov/ncer/p3/fact_sheet.html	8	0.01%
390.	http://www.sdp.gov/usgweb/index.htm	8	0.01%
391.	http://www.google.ba/search	8	0.01%
392.	http://www.google.lv/search	8	0.01%
393.	http://es.epa.gov/ncer/childrenscenters/outreach.html	8	0.01%
394.	http://en.wikipedia.org/wiki/Ultrafine_particles	8	0.01%
395.	http://www.google.si/search	8	0.01%
396.	http://www.scseagrant.org/Content/	7	0.01%
397.	http://es.epa.gov/ncer/fellow/forum/inventory.html	7	0.01%
398.	http://eelink.net/pages/Higher Education - Awards and Grants (Environmental Topics)	7	0.01%
399.	http://www.google.co.tz/search	7	0.01%
400.	http://es.epa.gov/ncer/contact_us.html	7	0.01%
Subtotal for rows: 1 - 400		81,955	92.03%
Other		7,095	7.97%
Total		89,050	100.00%

items 1-400 of 1000

Referring Page - Help Card



Column Definitions

Pages

Any displayed page. You can specify for each profile the types of files that qualify as a page. These settings can be changed by the WebTrends administrator.

Visits

Number of visitors referred from the specified URL.

%

Percentage of referred visitors who came from the specified site.

Direct Traffic

Represents to the web site with no referrer as one of the following: 1) the visitor typed the domain name directly into their browser, 2) the visitor bookmarked the site, 3) the visitor clicked on an email, shortcut, or other direct link, 4) Firewalls and/or proxies stripped out the referrer and replaced it with a dash "-".

Note: If "Direct Traffic" is 100% of all your traffic, then you are probably not logging the "referrer" field in your log files. Please see your manual or the WebTrends Knowledgebase to enable extended logging on your web servers.

Hidden-Referrer

A value indicating that Internet security software such as Zone Alarm Pro, Symantec's Norton Internet Security, or a proxy server modified a web request to mask the referring URL.



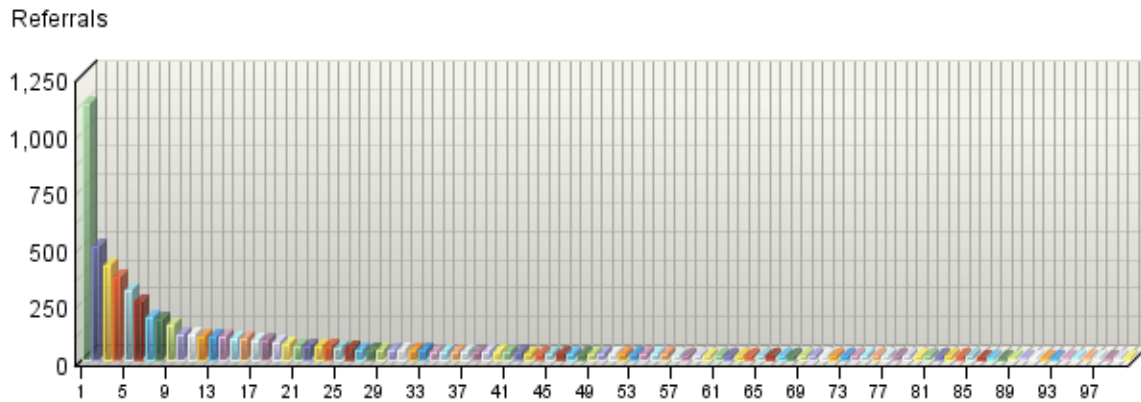
Report Descriptions

You can use this information to determine the sites that provide the most referrals to your site. This can help when considering the most effective ways to attract visitors.

Search Phrases

This report identifies search phrases that led the most visitors to your site, and for each phrase, which search engines led visitors to the site.

Search Phrases



Search Phrases

	Phrases Engines	Referrals	% Referrals
■ 1.	chromosomal abberations ppt Google	1,122 1,122	4.61% 4.61%
■ 2.	epa sbir Google Yahoo MSN AOL NetFind AltaVista Google Japan Google Canada	495 438 30 20 3 2 1 1	2.03% 1.80% 0.12% 0.08% 0.01% 0.01% 0.00% 0.00%
■ 3.	national mall map Google Google Canada Google UK	415 410 4 1	1.70% 1.68% 0.02% 0.00%
■ 4.	chromosome aberrations ppt Google	365 365	1.50% 1.50%
■ 5.	atrazine filetype:pdf Google	304 304	1.25% 1.25%

	Phrases Engines	Referrals	% Referrals
■ 6.	epa star	250	1.03%
	Google	245	1.01%
	Yahoo	2	0.01%
	Google Germany	2	0.01%
	AOL NetFind	1	0.00%
■ 7.	ncer	182	0.75%
	Google	167	0.69%
	Yahoo	13	0.05%
	Google Italy	1	0.00%
	MSN	1	0.00%
■ 8.	epa	175	0.72%
	Google	107	0.44%
	Yahoo	52	0.21%
	AOL NetFind	7	0.03%
	MSN	5	0.02%
	Lycos	3	0.01%
	Yahoo Taiwan	1	0.00%
■ 9.	nitrification and modelling and streams filetype:ppt	155	0.64%
	Google	155	0.64%
■ 10.	mercury microbial transformations and their potential for remediating mercury-contaminated site	114	0.47%
	Yahoo	114	0.47%
■ 11.	epa star fellowship	112	0.46%
	Google	106	0.44%
	Yahoo	4	0.02%
	Google Canada	2	0.01%
■ 12.	particulate matter	105	0.43%
	Google	100	0.41%
	Yahoo	5	0.02%
■ 13.	environmental protection agency	101	0.41%
	Google	98	0.40%
	AOL NetFind	2	0.01%
	Google Italy	1	0.00%
■ 14.	daphnia culture ppt	100	0.41%
	Google	100	0.41%
■ 15.	epa grants	92	0.38%
	Google	72	0.30%
	Yahoo	16	0.07%
	MSN	2	0.01%
	AltaVista	1	0.00%

	Phrases Engines	Referrals	% Referrals
	CNET Search.com	1	0.00%
■ 16.	epa funding	91	0.37%
	Google	83	0.34%
	Yahoo	3	0.01%
	Google UK	2	0.01%
	Google Canada	2	0.01%
	Google Germany	1	0.00%
■ 17.	epa star grant	88	0.36%
	Google	82	0.34%
	Yahoo	6	0.02%
■ 18.	environmental research	83	0.34%
	Google	67	0.28%
	Yahoo	9	0.04%
	AltaVista	3	0.01%
	Netscape	1	0.00%
	Google Australia	1	0.00%
	Yahoo Taiwan	1	0.00%
	MSN	1	0.00%
■ 19.	fe nano	74	0.30%
	Google	74	0.30%
■ 20.	epa nanotechnology	66	0.27%
	Google	59	0.24%
	Yahoo	3	0.01%
	Google Canada	2	0.01%
	Yahoo Japan	1	0.00%
	Google Japan	1	0.00%
■ 21.	microbial assessment of water quality	63	0.26%
	Google	63	0.26%
■ 22.	polymer clay nanocomposite filetype:ppt	63	0.26%
	Google	63	0.26%
■ 23.	epa ncer	62	0.25%
	Google	59	0.24%
	Yahoo	3	0.01%
■ 24.	epa.gov	58	0.24%
	Google	48	0.20%
	MSN	5	0.02%
	AOL NetFind	3	0.01%
	Google Germany	1	0.00%
	Google Italy	1	0.00%
■ 25.	urea in soil filetype:ppt	52	0.21%

	Phrases Engines	Referrals	% Referrals
	Google	52	0.21%
■ 26.	sbir epa	52	0.21%
	Google	45	0.18%
	Yahoo	2	0.01%
	MSN	2	0.01%
	Google UK	2	0.01%
	Google Japan	1	0.00%
■ 27.	business proposal cover sheet	46	0.19%
	Google	40	0.16%
	Yahoo	4	0.02%
	Google Australia	2	0.01%
■ 28.	star grant	45	0.18%
	Google	34	0.14%
	Yahoo	8	0.03%
	Google UK	1	0.00%
	MSN	1	0.00%
	Google France	1	0.00%
■ 29.	epa fellowship	44	0.18%
	Google	42	0.17%
	Yahoo	2	0.01%
■ 30.	national sustainable design expo	41	0.17%
	Google	38	0.16%
	MSN	2	0.01%
	Yahoo	1	0.00%
■ 31.	awards	40	0.16%
	Yahoo Spain	40	0.16%
■ 32.	national center for environmental research	40	0.16%
	Google	28	0.11%
	Yahoo	6	0.02%
	MSN	4	0.02%
	Google Australia	1	0.00%
	Google UK	1	0.00%
■ 33.	nanocomposite filetype:ppt	39	0.16%
	Google	39	0.16%
■ 34.	epa fellowships	38	0.16%
	Google	37	0.15%
	MSN	1	0.00%
■ 35.	epa grant opportunities	37	0.15%
	Google	37	0.15%
■ 36.	atrazine detection filetype:pdf	36	0.15%

	Phrases Engines	Referrals	% Referrals
	Google	36	0.15%
37.	epa star grants	36	0.15%
	Google	35	0.14%
	Yahoo	1	0.00%
38.	epa sbir program	35	0.14%
	Google	35	0.14%
39.	returned of unused medications	34	0.14%
	Yahoo	34	0.14%
40.	pvp as stabiliser mwcnt	33	0.14%
	Google France	33	0.14%
41.	us epa	33	0.14%
	Google	24	0.10%
	Yahoo	6	0.02%
	AOL NetFind	2	0.01%
	Google UK	1	0.00%
42.	epa nanotechnology pdf	31	0.13%
	Google	31	0.13%
43.	epa white paper on nanotechnology	29	0.12%
	Google	29	0.12%
44.	nanotechnology	28	0.11%
	Google	17	0.07%
	Yahoo	5	0.02%
	Yahoo India	1	0.00%
	AOL NetFind	1	0.00%
	Google UK	1	0.00%
	Lycos	1	0.00%
	AltaVista	1	0.00%
	MSN	1	0.00%
45.	recent energy applications of nanotechnology ppt	27	0.11%
	Google UK	27	0.11%
46.	nano technology water treatment	26	0.11%
	Google	26	0.11%
47.	biomarker ppt	24	0.10%
	Google	24	0.10%
48.	star fellowship	24	0.10%
	Google	24	0.10%
49.	environmental research grants	24	0.10%
	Google	22	0.09%
	MSN	1	0.00%
	Google UK	1	0.00%

	Phrases Engines	Referrals	% Referrals
50.	serotonin fish filetype:pdf Google	22 22	0.09% 0.09%
51.	nutritional markers filetype:ppt Google	22 22	0.09% 0.09%
52.	smart materials properties filetype:ppt Google	22 22	0.09% 0.09%
53.	simple lipids powerpoint Google	22 22	0.09% 0.09%
54.	rfa Google	22 22	0.09% 0.09%
55.	thermo-optical analysis Google UK	22 22	0.09% 0.09%
56.	acetogenic bacteria nanotechnology Google	22 22	0.09% 0.09%
57.	mercury transport Google	21 21	0.09% 0.09%
58.	define:small business concern Google	20 20	0.08% 0.08%
59.	nanotechnology environment Google	20 20	0.08% 0.08%
60.	some chemicals which are mutagens, ppt Google	20 20	0.08% 0.08%
61.	thermo optical analysis Google	19 19	0.08% 0.08%
62.	epa p3 Google Yahoo	19 15 4	0.08% 0.06% 0.02%
63.	[ppt]enterococci Google	19 19	0.08% 0.08%
64.	emd locomotive 645 engine lead wire measurement Google	19 19	0.08% 0.08%
65.	2002 events Google	19 19	0.08% 0.08%
66.	thermo optical analysis Google	18 18	0.07% 0.07%
67.	mathematical models for water treatment (pdf) Yahoo	18 18	0.07% 0.07%
68.	green buildings Google	18 18	0.07% 0.07%
69.	nanoparticles soil heavy metals review	18	0.07%

	Phrases Engines	Referrals	% Referrals
	Google	18	0.07%
70.	protocols in molecular biology:ppt Google	18	0.07%
71.	theories on environmental education Yahoo	18	0.07%
72.	solar cell photovoltaic.ppt pdf Google	18	0.07%
73.	administrative reforms in ncer Yahoo	17	0.07%
74.	nano-thermoelectric materials Google	16	0.07%
75.	change effects modifica images Google	16	0.07%
76.	site:epa.gov wetlands climate\weather Google	16	0.07%
77.	epa grants 2009 Google Yahoo	15 12 3	0.06% 0.05% 0.01%
78.	implication of sustainable materials Google	14	0.06%
79.	characterization of nanoparticles Google	14	0.06%
80.	nanomaterials pdf Google	14	0.06%
81.	stem abberation ppt Google Austria	13	0.05%
82.	chemical air monitoring xls Google	13	0.05%
83.	www.epa.gov/ncer/sbir Google Yahoo MSN	13 8 4 1	0.05% 0.03% 0.02% 0.00%
84.	effect of urbanization on stream ecosystems.doc Google	13	0.05%
85.	subsurface filtration Google	13	0.05%
86.	water research.pdf Google	12	0.05%
87.	feces ppt. Google	12	0.05%

	Phrases Engines	Referrals	% Referrals
88.	powerpoints on the science and technology of small particles Google	11 11	0.05% 0.05%
89.	www.epa.gov Google	11 11	0.05% 0.05%
90.	case studies green development filetype:pdf Google	10 10	0.04% 0.04%
91.	rma2 and radiation stress Google	10 10	0.04% 0.04%
92.	nanotechnology application in wastewater treatment Google	10 10	0.04% 0.04%
93.	sorption of organic molecules.ppt Google	10 10	0.04% 0.04%
94.	2008 news events Google	10 10	0.04% 0.04%
95.	cd star microfluidic Google	10 10	0.04% 0.04%
96.	pulmonary hypertension ppt Google	9 9	0.04% 0.04%
97.	epa sbir solicitation Google Yahoo	9 5 4	0.04% 0.02% 0.02%
98.	http://es.epa.gov/ncer/publications/workshop/8-18-04/ppt/bhattacharyya.ppt Google	9 9	0.04% 0.04%
99.	changes seeds germination presentation Google	9 9	0.04% 0.04%
100.	epa sbir grant Google	9 9	0.04% 0.04%
101.	commercial available of nano zero valent iron in india Google	9 9	0.04% 0.04%
102.	ozonation filetype:ppt Google	9 9	0.04% 0.04%
103.	metal sensor ppt Google	9 9	0.04% 0.04%
104.	the quail model Google	9 9	0.04% 0.04%
105.	mechanisms and molecules involved in allergic inflammation (sengler et al., 2002). Yahoo	8 8	0.03% 0.03%
106.	nanotechnology epa Google	8 7	0.03% 0.03%

	Phrases Engines	Referrals	% Referrals
	Google Germany	1	0.00%
107.	ecological stress filetype:pdf Google	8 8	0.03% 0.03%
108.	subcutaneous adipose tissue develops Yahoo	8 8	0.03% 0.03%
109.	environmental fellowships Google Yahoo	8 5 3	0.03% 0.02% 0.01%
110.	animal necropsy(ppt) Google	8 8	0.03% 0.03%
111.	experimental design response surface methodology ppt Google	8 8	0.03% 0.03%
112.	commercialization: pdf Google	8 8	0.03% 0.03%
113.	environmental grants Google	8 8	0.03% 0.03%
114.	characterization of nanoparticle Google	8 8	0.03% 0.03%
115.	dopamine ppt Google	8 8	0.03% 0.03%
116.	epa scholarship Google Yahoo	7 6 1	0.03% 0.02% 0.00%
117.	epa particulate matter Google	7 7	0.03% 0.03%
118.	environmental funding Google	7 7	0.03% 0.03%
119.	marquez, 2000, pdf, alga Google	7 7	0.03% 0.03%
120.	akepa Google	7 7	0.03% 0.03%
121.	carbon black Google	7 7	0.03% 0.03%
122.	epa ord Google MSN	7 6 1	0.03% 0.02% 0.00%
123.	conference posters Google	7 7	0.03% 0.03%
124.	air pollution emissions Google	7 7	0.03% 0.03%

	Phrases Engines	Referrals	% Referrals
125.	acid gas membrane technology Yahoo	7 7	0.03% 0.03%
126.	market mechanisms Google Canada Google Google France	6 3 2 1	0.02% 0.01% 0.01% 0.00%
127.	star grants Google MSN	6 5 1	0.02% 0.02% 0.00%
128.	natural fiber composites Google Germany Google Canada	6 4 2	0.02% 0.02% 0.01%
129.	neurodevelopmental disorders Google Yahoo	6 3 3	0.02% 0.01% 0.01%
130.	importance of ncer Yahoo	6 6	0.02% 0.02%
131.	epa nano Google Google Australia	6 5 1	0.02% 0.02% 0.00%
132.	star fellowship program Google	6 6	0.02% 0.02%
133.	(nh4)2so4 Google	6 6	0.02% 0.02%
134.	nanotechnology white paper Google Yahoo Taiwan	6 5 1	0.02% 0.02% 0.00%
135.	science to achieve results Google	6 6	0.02% 0.02%
136.	events in 2002 Google Google UK	6 5 1	0.02% 0.02% 0.00%
137.	epa small business grants Google	6 6	0.02% 0.02%
138.	waste water treatment pdf Yahoo	6 6	0.02% 0.02%
139.	method used in commercial plating operations Google	5 5	0.02% 0.02%
140.	green manufacturing Google	5 4	0.02% 0.02%

	Phrases Engines	Referrals	% Referrals
	HotBot	1	0.00%
■ 141.	yes assay	5	0.02%
	Google	5	0.02%
■ 142.	purpose of the epa	5	0.02%
	Google	4	0.02%
	AOL NetFind	1	0.00%
■ 143.	epa rfa	5	0.02%
	Google	5	0.02%
■ 144.	epa region	5	0.02%
	Google	4	0.02%
	Yahoo	1	0.00%
■ 145.	ferrate	5	0.02%
	Google	5	0.02%
■ 146.	mesoporous material sio2 formation ppt	5	0.02%
	Yahoo	5	0.02%
■ 147.	arsenic phytoremediation	5	0.02%
	Google	4	0.02%
	Google Canada	1	0.00%
■ 148.	interdisciplinary approach	5	0.02%
	Google	4	0.02%
	Google UK	1	0.00%
■ 149.	fellowship programs	5	0.02%
	Google	5	0.02%
■ 150.	star program	5	0.02%
	Google	5	0.02%
■ 151.	biogas car	5	0.02%
	Google	5	0.02%
■ 152.	environmental protection agency sbir	5	0.02%
	Google	5	0.02%
■ 153.	epa research grants	5	0.02%
	Google	5	0.02%
■ 154.	intitle:pesticide	5	0.02%
	Yahoo	5	0.02%
■ 155.	epa white paper	5	0.02%
	Google	5	0.02%
■ 156.	epa graduate fellowships	5	0.02%
	Google	5	0.02%
■ 157.	atmospheric conditions of mercury	5	0.02%
	Google	5	0.02%
■ 158.	p3	5	0.02%

	Phrases Engines	Referrals	% Referrals
	Google	3	0.01%
	Yahoo	2	0.01%
159.	purge stream	5	0.02%
	Google	3	0.01%
	Google UK	1	0.00%
	Google Canada	1	0.00%
160.	j.e. penner-hahn and powerpoint	5	0.02%
	Google	5	0.02%
161.	design competitions	5	0.02%
	CNET Search.com	4	0.02%
	Netscape	1	0.00%
162.	nano mobility spectrometer ppt	5	0.02%
	Google	5	0.02%
163.	significance of air pollution researches	5	0.02%
	Google	5	0.02%
164.	epa phase	5	0.02%
	Google	3	0.01%
	Google Canada	1	0.00%
	Google UK	1	0.00%
165.	ncer epa	5	0.02%
	Yahoo	3	0.01%
	Google	2	0.01%
166.	epa ncer sbir	5	0.02%
	Google	5	0.02%
167.	site:epa.gov	4	0.02%
	Google	4	0.02%
168.	epa summer internships 2009	4	0.02%
	Google	4	0.02%
169.	reception	4	0.02%
	Yahoo Spain	4	0.02%
170.	grants environmental	4	0.02%
	Google	4	0.02%
171.	kite generated electricity	4	0.02%
	Google	4	0.02%
172.	high rate treatment wet weather flow	4	0.02%
	Google Canada	4	0.02%
173.	epa star fellowship 2009	4	0.02%
	Google	4	0.02%
174.	drinking water in india	4	0.02%
	Google	4	0.02%

	Phrases Engines	Referrals	% Referrals
175.	nanotechnology fact sheet	4	0.02%
	Google	3	0.01%
	Google UK	1	0.00%
176.	research grants 2009	4	0.02%
	Google	3	0.01%
	Google Italy	1	0.00%
177.	changes in ecosystems	4	0.02%
	Google	4	0.02%
178.	background research on drinking water	4	0.02%
	Yahoo	4	0.02%
179.	national center environmental research	4	0.02%
	Google	4	0.02%
180.	environmental events dc	4	0.02%
	Google	4	0.02%
181.	bio plastic application	4	0.02%
	Google	4	0.02%
182.	sceddbo	4	0.02%
	Google	4	0.02%
183.	epa star program	4	0.02%
	Google	4	0.02%
184.	us epa fellowship	4	0.02%
	Yahoo	4	0.02%
185.	events of 2002	4	0.02%
	Google	4	0.02%
186.	climate change ecosystems	4	0.02%
	Google	4	0.02%
187.	biodiversity health	4	0.02%
	Google	3	0.01%
	Google UK	1	0.00%
188.	biodisel production from oils and fats with high free fatty acids	4	0.02%
	Google	4	0.02%
189.	epa sbir 2009	4	0.02%
	Google	3	0.01%
	Yahoo	1	0.00%
190.	defination cafo epa	4	0.02%
	Google	4	0.02%
191.	environmental health griffith university	4	0.02%
	Yahoo	4	0.02%
192.	fellowships	4	0.02%

	Phrases Engines	Referrals	% Referrals
	Google	3	0.01%
	MSN	1	0.00%
■ 193.	star fellowships	4	0.02%
	Google	4	0.02%
■ 194.	epa autism	4	0.02%
	Google	3	0.01%
	AOL NetFind	1	0.00%
■ 195.	booklets	4	0.02%
	Yahoo Spain	4	0.02%
■ 196.	human impact on environment	4	0.02%
	Google	4	0.02%
■ 197.	epa events	4	0.02%
	Google	3	0.01%
	Google Canada	1	0.00%
■ 198.	seed persistence studies.ppt	4	0.02%
	Google Canada	4	0.02%
■ 199.	national mall, map	4	0.02%
	Google	4	0.02%
■ 200.	dorothy carr epa	4	0.02%
	Google	4	0.02%
■ 201.	small business innovation	4	0.02%
	Yahoo	2	0.01%
	Google	2	0.01%
■ 202.	sustainable design expo	4	0.02%
	Google	4	0.02%
■ 203.	removal of arsenic from groundwater filetype:pdf	4	0.02%
	Google	4	0.02%
■ 204.	enhancing ecosystem services from agricultural lands: management, quantification, and developing decision support tools	4	0.02%
	Google	3	0.01%
	Yahoo	1	0.00%
■ 205.	the star fellowship	4	0.02%
	Google	4	0.02%
■ 206.	epa, sbir	4	0.02%
	Google	4	0.02%
■ 207.	background of ncer	4	0.02%
	Google	4	0.02%
■ 208.	environmental science grants	4	0.02%
	Google	4	0.02%
■ 209.	upflow filter	4	0.02%

	Phrases Engines	Referrals	% Referrals
	Google	2	0.01%
	Google UK	1	0.00%
	Google Canada	1	0.00%
210.	epa graduate fellowship Google	4 4	0.02% 0.02%
211.	environmental economics Yahoo Spain	4 4	0.02% 0.02%
212.	greater research opportunities fellowship program Google	4 4	0.02% 0.02%
213.	solar 1000 tm sulfur lamp Google	4 4	0.02% 0.02%
214.	national center for environmental economics epa Yahoo	4 4	0.02% 0.02%
215.	biodiesel fatty acids Google	4 4	0.02% 0.02%
216.	isobole Google	3 3	0.01% 0.01%
217.	dhs centers of excellence Google Yahoo	3 2 1	0.01% 0.01% 0.00%
218.	ncer challenges Google Yahoo	3 2 1	0.01% 0.01% 0.00%
219.	toxicological effect on fish Yahoo	3 3	0.01% 0.01%
220.	what is the purpose of the epa Google	3 3	0.01% 0.01%
221.	ultrafine particles Google	3 3	0.01% 0.01%
222.	ismat shah Google Google Canada	3 2 1	0.01% 0.01% 0.00%
223.	pipeline leak detection Google Google France	3 2 1	0.01% 0.01% 0.00%
224.	gro epa Google MSN	3 2 1	0.01% 0.01% 0.00%
225.	asthma epa ncer Google	3 3	0.01% 0.01%

	Phrases	Engines	Referrals	% Referrals
■ 226.	fellowships for graduate students		3	0.01%
	Google		3	0.01%
■ 227.	emulsion liquid membrane		3	0.01%
	Google		2	0.01%
	Google Germany		1	0.00%
■ 228.	watershed 1996		3	0.01%
	Google		3	0.01%
■ 229.	scge		3	0.01%
	Google		3	0.01%
■ 230.	lead analyzer		3	0.01%
	Google		3	0.01%
■ 231.	sbir success		3	0.01%
	Google		3	0.01%
■ 232.	epa star 2009		3	0.01%
	Google		3	0.01%
■ 233.	nsf sbir epa		3	0.01%
	Yahoo		3	0.01%
■ 234.	chris taylor fellowship		3	0.01%
	Google Canada		3	0.01%
■ 235.	environmental research centers		3	0.01%
	Google		2	0.01%
	Google Germany		1	0.00%
■ 236.	you are what you eat		3	0.01%
	Google		3	0.01%
■ 237.	epa ecosystem services		3	0.01%
	Google		3	0.01%
■ 238.	site:epa.gov treatment of effluent by nano photocatalytic		3	0.01%
	Google		3	0.01%
■ 239.	nsf sbir 2009		3	0.01%
	Google		3	0.01%
■ 240.	statistical model measuring school quality effectiveness comparison filetype:pdf		3	0.01%
	Google		3	0.01%
■ 241.	basic nanotechnology		3	0.01%
	Google		2	0.01%
	Google UK		1	0.00%
■ 242.	impact of ncer, manufacturing		3	0.01%
	Google		3	0.01%
■ 243.	united states environmental assessment center		3	0.01%
	Google		3	0.01%

	Phrases Engines	Referrals	% Referrals
■ 244.	sf 424 v2	3	0.01%
	Google	3	0.01%
■ 245.	epa drinking water standards	3	0.01%
	Yahoo	2	0.01%
	Google	1	0.00%
■ 246.	southwest detroit environmental vision	3	0.01%
	Google	3	0.01%
■ 247.	epa star grants program	3	0.01%
	Yahoo	3	0.01%
■ 248.	epa durham	3	0.01%
	Google	3	0.01%
■ 249.	broad agency announcement	3	0.01%
	Google	3	0.01%
■ 250.	united states environmental programs	3	0.01%
	Google	3	0.01%
■ 251.	sustainable designs	3	0.01%
	Google	2	0.01%
	Google Australia	1	0.00%
■ 252.	epa workshops	3	0.01%
	Google	3	0.01%
■ 253.	centre for environmental protection	3	0.01%
	Google	3	0.01%
■ 254.	mt sinai childrens environmental health center	3	0.01%
	AOL NetFind	2	0.01%
	Google	1	0.00%
■ 255.	awards ceremony agenda	3	0.01%
	Google Canada	3	0.01%
■ 256.	environmental agencies	3	0.01%
	Yahoo	3	0.01%
■ 257.	walter mugdan	3	0.01%
	Google	3	0.01%
■ 258.	estrogen response elements filetype:ppt	3	0.01%
	Google	3	0.01%
■ 259.	enox technologies	3	0.01%
	Google	3	0.01%
■ 260.	lloyd and lave es	3	0.01%
	Google	3	0.01%
■ 261.	い4μ143i14j regional competitions 2009 あ??あ?-あ?°あ?◎あ?	3	0.01%
	Yahoo Japan	3	0.01%
■ 262.	a*star fellowship	3	0.01%

	Phrases Engines	Referrals	% Referrals
	Google Australia	2	0.01%
	Google	1	0.00%
263.	clean water in india	3	0.01%
	Google	3	0.01%
264.	international funding workshops 2009	3	0.01%
	Google	3	0.01%
265.	particulate matter http://es.epa.gov/ncer/science/pm/ .	3	0.01%
	Google UK	3	0.01%
266.	land use in puerto rico	3	0.01%
	Google	3	0.01%
267.	chlorophyll aster modis seawifs avhrr	3	0.01%
	Google	3	0.01%
268.	arsenic removal from drinking water	3	0.01%
	Google	1	0.00%
	Google Canada	1	0.00%
	MSN	1	0.00%
269.	nanomaterial	3	0.01%
	Google	2	0.01%
	Google UK	1	0.00%
270.	nanomaterial in human	3	0.01%
	Google	3	0.01%
271.	social stressors	3	0.01%
	Google	2	0.01%
	Google UK	1	0.00%
272.	identify and describe major categories of variable that can be ust to segment consumer markets	3	0.01%
	Yahoo	3	0.01%
273.	ord	3	0.01%
	Google	3	0.01%
274.	land use models	3	0.01%
	Google UK	2	0.01%
	Google	1	0.00%
275.	funding for research	3	0.01%
	Google	3	0.01%
276.	www.epa.gov/ncer/sbir/	3	0.01%
	Google	3	0.01%
277.	candid	3	0.01%
	Yahoo Spain	2	0.01%
	Picsearch	1	0.00%
278.	site:epa.gov air quality climate variability	3	0.01%

	Phrases Engines	Referrals	% Referrals
	Google	3	0.01%
279.	children environmental health centers Google	3	0.01%
280.	usepa star fellowship Google	3	0.01%
281.	epscor Google	3	0.01%
282.	environmental protection agency epa Google	3	0.01%
283.	epa small business innovation research program Google	3	0.01%
284.	sbir site:epa.gov Google	3	0.01%
285.	graduate research grants Google	3	0.01%
286.	epa scholarships Google	3	0.01%
287.	ecology research grants Google	3	0.01%
288.	u.s. epa star fellowship Google	3	0.01%
289.	purpose of wetlands Google	3	0.01%
290.	national environmental us Yahoo	3	0.01%
291.	epa water quality research grant solicitations Google	3	0.01%
292.	children as farm workers Yahoo Spain	3	0.01%
293.	lead poisoning Google	3	0.01%
294.	chinese center for environmental research Yahoo	3	0.01%
295.	bioremediation of malachite green pdf Google	3	0.01%
296.	usepa sbir Google	3	0.01%
297.	http://es.epa.gov/ncer/rfa/2009/2009_sbir_phase1.html Google	3	0.01%
298.	epa biomonitoring	3	0.01%

	Phrases	Referrals	% Referrals
	Engines		
	Google	3	0.01%
299.	epa 2009 grants	3	0.01%
	Google	3	0.01%
300.	nanofibers filtration	3	0.01%
	Google	3	0.01%
301.	clayton hall university of delaware	3	0.01%
	Google	3	0.01%
302.	health effects nanotechnology	3	0.01%
	Google	3	0.01%
303.	pr-nc-09-10319	3	0.01%
	Google	3	0.01%
304.	nanotechnology remediation	3	0.01%
	Google	3	0.01%
305.	abstract format	3	0.01%
	Google	2	0.01%
	AOL NetFind	1	0.00%
306.	epa forms	3	0.01%
	Google	3	0.01%
307.	site:epa.gov climate change assessment funding	3	0.01%
	Google	3	0.01%
308.	secondary organic aerosol	3	0.01%
	Google	3	0.01%
309.	science to achieve results (star) fellowship program	3	0.01%
	Google	3	0.01%
310.	sbir epa phase	3	0.01%
	Google	3	0.01%
311.	future environmental issues	3	0.01%
	Google	3	0.01%
312.	climate change and ecosystems	3	0.01%
	Google	3	0.01%
313.	nanotechnology environmental	3	0.01%
	Google	2	0.01%
	Yahoo	1	0.00%
314.	center for children environmental health research uc berkeley	3	0.01%
	Google	3	0.01%
315.	environmental fellowship	3	0.01%
	Google	3	0.01%
316.	elizabeth matsui	2	0.01%
	Google	2	0.01%

	Phrases Engines	Referrals	% Referrals
317.	abstract format example Google	2 2	0.01% 0.01%
318.	p3 scheduling company Google	2 2	0.01% 0.01%
319.	p3 awards Google	2 2	0.01% 0.01%
320.	neurodevelopmental differences in children with autism AOL NetFind Google Canada	2 1 1	0.01% 0.00% 0.00%
321.	us epa sbir Google	2 2	0.01% 0.01%
322.	zeolite tio2 Google	2 2	0.01% 0.01%
323.	ncer, manufacturing Google	2 2	0.01% 0.01%
324.	semiconductor scrubbers Google	2 2	0.01% 0.01%
325.	cbra risk Google	2 2	0.01% 0.01%
326.	environmental factors for neurodevelopmental disorders in adults Google	2 2	0.01% 0.01%
327.	climate change and aquatic ecosystems Google Australia	2 2	0.01% 0.01%
328.	conclusion of ncer Google	2 2	0.01% 0.01%
329.	environmental pollution air filetype:pdf Google	2 2	0.01% 0.01%
330.	dod sbir 08 phase ii awards Google	2 2	0.01% 0.01%
331.	immunosensor filetype:pdf Google	2 2	0.01% 0.01%
332.	wastewater treatment toxic metal Google Canada	2 2	0.01% 0.01%
333.	sweet lady Yahoo Spain	2 2	0.01% 0.01%
334.	chieko kittaka Google	2 2	0.01% 0.01%
335.	biological applications of nanomaterials ppt Google	2 2	0.01% 0.01%

	Phrases Engines	Referrals	% Referrals
336.	achieve results Google	2 2	0.01% 0.01%
337.	epa sbirl Google	2 2	0.01% 0.01%
338.	sbir solicitation Google	2 2	0.01% 0.01%
339.	benefit transfer Google	2 2	0.01% 0.01%
340.	us-epa risk communication Yahoo Taiwan	2 2	0.01% 0.01%
341.	effect of climate change in eco-system Google	2 2	0.01% 0.01%
342.	environmental protection agency fellowships Google	2 2	0.01% 0.01%
343.	national center for environmental research (ncer) Google	2 2	0.01% 0.01%
344.	epa aaas science and technology fellowship Google	2 2	0.01% 0.01%
345.	nano technology Google Yahoo	2 1 1	0.01% 0.00% 0.00%
346.	lippman nyu particulate Google	2 2	0.01% 0.01%
347.	epa solicitation Google	2 2	0.01% 0.01%
348.	epa p3 poster Google	2 2	0.01% 0.01%
349.	sink drawing Yahoo Spain	2 2	0.01% 0.01%
350.	sbir proposal budget example Google	2 2	0.01% 0.01%
351.	frank gilliland road pollution Google	2 2	0.01% 0.01%
352.	epa microbial risk assessment guidelines Yahoo	2 2	0.01% 0.01%
353.	clean drinking water in india Google	2 2	0.01% 0.01%
354.	epa.gov/ncer/2008drinkingwater Google Canada	2 2	0.01% 0.01%
355.	address for clayton hall, university of de, newark, de	2	0.01%

	Phrases Engines	Referrals	% Referrals
	Google	2	0.01%
356.	semiconductor gas scrubbers Google Canada	2 2	0.01% 0.01%
357.	chris zarba epa ord ncer Google	2 2	0.01% 0.01%
358.	allergic airway disease Google	2 2	0.01% 0.01%
359.	epa p3 phase ii Google	2 2	0.01% 0.01%
360.	isle royale lake hg Google	2 2	0.01% 0.01%
361.	salt marsh powerpoint MSN	2 2	0.01% 0.01%
362.	barry lavine Google	2 2	0.01% 0.01%
363.	helen sable Google	2 2	0.01% 0.01%
364.	epa star gro Google	2 2	0.01% 0.01%
365.	epa ncer grants Google	2 2	0.01% 0.01%
366.	activities in nanotechnology MSN	2 2	0.01% 0.01%
367.	epa calendar of events Google	2 2	0.01% 0.01%
368.	nanotechnology standards Google Google Australia	2 1 1	0.01% 0.00% 0.00%
369.	subsoil solar storage Google	2 2	0.01% 0.01%
370.	pulmonary tox for ozone Yahoo	2 2	0.01% 0.01%
371.	epa purpose Google	2 2	0.01% 0.01%
372.	asthma epa Google	2 2	0.01% 0.01%
373.	workshops for epa sbir Yahoo	2 2	0.01% 0.01%
374.	nanotechnology in transportation Google	2 2	0.01% 0.01%

	Phrases Engines	Referrals	% Referrals
375.	environmental protection agency training schools Yahoo	2 2	0.01% 0.01%
376.	epa nox voc co so2 Google	2 2	0.01% 0.01%
377.	epa usa Yahoo	2 2	0.01% 0.01%
378.	andrew geller epa Google	2 2	0.01% 0.01%
379.	greater research opportunities (gro) graduate fellowships Google	2 2	0.01% 0.01%
380.	small business innovation research (sbir) Google	2 2	0.01% 0.01%
381.	david diaz-sanchez and epa Google	2 2	0.01% 0.01%
382.	don zhao of auburn university Google	2 2	0.01% 0.01%
383.	biodiversity epa usa Google	2 2	0.01% 0.01%
384.	sustainability grant funding Google	2 2	0.01% 0.01%
385.	powerpoint on bioluminescence Google	2 2	0.01% 0.01%
386.	ncer technology Google Yahoo	2 1 1	0.01% 0.00% 0.00%
387.	mission of epa Google	2 2	0.01% 0.01%
388.	neurodevelopment disorder Google Google UK	2 1 1	0.01% 0.00% 0.00%
389.	land use transport and air quality pdf Google	2 2	0.01% 0.01%
390.	nanotechnology and the environment Google	2 2	0.01% 0.01%
391.	db barr berkeley Google	2 2	0.01% 0.01%
392.	lectures on nanotechnology Google	2 2	0.01% 0.01%
393.	water purification using nanotechnology Google	2 2	0.01% 0.01%

	Phrases Engines	Referrals	% Referrals
■ 394.	budget cost for ncer Google	2 2	0.01% 0.01%
■ 395.	secondary data or indirect environmental data collected for other purposes epa Google	2 2	0.01% 0.01%
■ 396.	epa qa r-5 Yahoo Japan	2 2	0.01% 0.01%
■ 397.	p3 grant Google	2 2	0.01% 0.01%
■ 398.	ansi/asqc e4-1994 Yahoo Japan	2 2	0.01% 0.01%
■ 399.	silane scrubber Google	2 2	0.01% 0.01%
■ 400.	staa Yahoo	2 2	0.01% 0.01%
	Other	16,860	69.21%
	Total	24,361	100.00%

items 1-400 of 400

Search Phrases - Help Card



Column Definitions

Phrase

The search phrase a visitor used to find your site.

Engines

The specific search engine being analyzed in conjunction with the phrase in the adjacent column.

Referrals

The number of visits to your site from visitors, who were referred by using the specified search engine and search phrases.

%

Percentage of visitors referred from search engines who used the specified search engine and phrase.



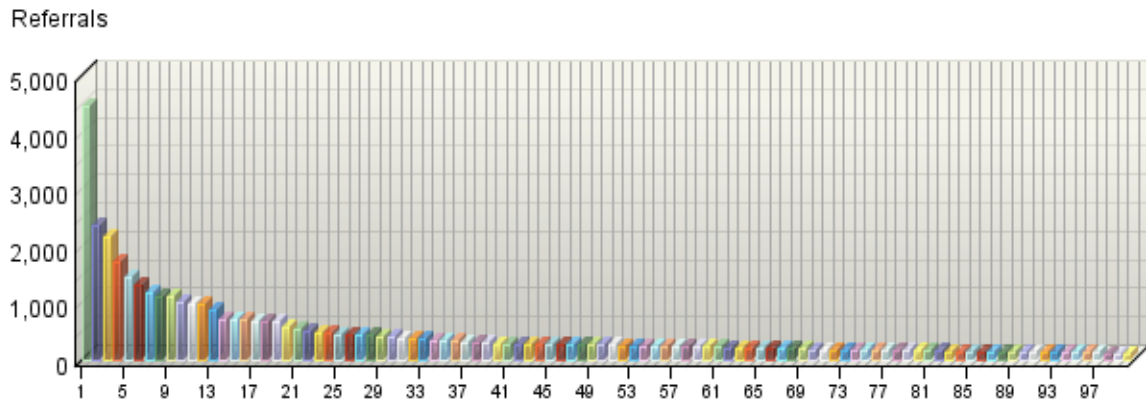
Report Descriptions

How are people getting to your site? Use this report to find out if your visitors are using the search phrases you expect. Do you need to use different phrases in page titles to make it easier for people to find your site with search engines?

Search Keywords

This report identifies keywords that led the most visitors to the site and, for each keyword, which search engines led visitors to the site.

Search Keywords



Search Keywords

	Keywords Engines	Referrals	% Referrals
■ 1.	epa	4,465	4.78%
	Google	3,825	4.10%
	Yahoo	368	0.39%
	MSN	117	0.13%
	Google Canada	40	0.04%
	Google UK	32	0.03%
	AOL NetFind	20	0.02%
	Google Australia	16	0.02%
	Google Japan	9	0.01%
	Google Germany	8	0.01%
Google France	7	0.01%	
■ 2.	of	2,369	2.54%
	Google	1,696	1.82%
	Yahoo	283	0.30%
	Google UK	119	0.13%
	Google Canada	78	0.08%
	Google Australia	51	0.05%
	MSN	50	0.05%

	Keywords Engines	Referrals	% Referrals
	Google France	18	0.02%
	AOL NetFind	12	0.01%
	Google Japan	9	0.01%
	Google Germany	9	0.01%
■ 3.	ppt	2,168	2.32%
	Google	2,040	2.19%
	Google UK	50	0.05%
	Yahoo	15	0.02%
	Google Austria	14	0.01%
	Google France	11	0.01%
	Google Canada	11	0.01%
	Google Italy	10	0.01%
	Google Germany	6	0.01%
	MSN	4	0.00%
	Google Japan	4	0.00%
■ 4.	environmental	1,718	1.84%
	Google	1,353	1.45%
	Yahoo	172	0.18%
	Google Canada	46	0.05%
	Google UK	38	0.04%
	MSN	32	0.03%
	Google Australia	25	0.03%
	AOL NetFind	8	0.01%
	Google France	6	0.01%
	Yahoo Spain	5	0.01%
	Google Italy	4	0.00%
■ 5.	in	1,442	1.54%
	Google	1,057	1.13%
	Yahoo	169	0.18%
	Google UK	52	0.06%
	Google Canada	46	0.05%
	Google Australia	34	0.04%
	MSN	24	0.03%
	AOL NetFind	18	0.02%
	Google France	12	0.01%
	Google Italy	8	0.01%
	Google Germany	7	0.01%
■ 6.	research	1,308	1.40%
	Google	1,016	1.09%
	Yahoo	140	0.15%

	Keywords Engines	Referrals	% Referrals
	MSN	40	0.04%
	Google UK	32	0.03%
	Google Canada	26	0.03%
	Google Australia	10	0.01%
	Google Germany	8	0.01%
	AOL NetFind	7	0.01%
	Google Japan	7	0.01%
	Google Italy	5	0.01%
■ 7.	for	1,192	1.28%
	Google	810	0.87%
	Yahoo	239	0.26%
	Google UK	44	0.05%
	MSN	34	0.04%
	Google Canada	21	0.02%
	Google Australia	13	0.01%
	Google France	9	0.01%
	AOL NetFind	8	0.01%
	Google Italy	4	0.00%
	Yahoo Japan	3	0.00%
■ 8.	chromosomal	1,122	1.20%
	Google	1,122	1.20%
■ 9.	abberations	1,122	1.20%
	Google	1,122	1.20%
■ 10.	sbir	1,004	1.08%
	Google	853	0.91%
	Yahoo	93	0.10%
	MSN	40	0.04%
	AOL NetFind	5	0.01%
	Google UK	4	0.00%
	Google Japan	4	0.00%
	AltaVista	2	0.00%
	Google France	1	0.00%
	Yahoo Spain	1	0.00%
	Google Canada	1	0.00%
■ 11.	star	976	1.05%
	Google	902	0.97%
	Yahoo	42	0.04%
	MSN	11	0.01%
	Google Canada	6	0.01%
	Google UK	4	0.00%

	Keywords Engines	Referrals	% Referrals
	Google France	4	0.00%
	Google Australia	3	0.00%
	Google Germany	2	0.00%
	AOL NetFind	2	0.00%
■ 12.	the	965	1.03%
	Google	713	0.76%
	Yahoo	92	0.10%
	Google Canada	51	0.05%
	Google UK	35	0.04%
	Google Australia	29	0.03%
	MSN	11	0.01%
	Google Japan	9	0.01%
	AOL NetFind	8	0.01%
	Google France	4	0.00%
	CNET Search.com	2	0.00%
■ 13.	nanotechnology	868	0.93%
	Google	684	0.73%
	Google UK	61	0.07%
	Yahoo	42	0.04%
	Google Canada	21	0.02%
	Google Australia	16	0.02%
	MSN	14	0.01%
	Yahoo India	7	0.01%
	Google France	5	0.01%
	Google Italy	3	0.00%
	Google Japan	3	0.00%
■ 14.	national	720	0.77%
	Google	653	0.70%
	Yahoo	29	0.03%
	MSN	10	0.01%
	Google Canada	8	0.01%
	AOL NetFind	7	0.01%
	Google UK	4	0.00%
	Google Italy	2	0.00%
	Google Japan	2	0.00%
	Google Australia	2	0.00%
	Yahoo Japan	2	0.00%
■ 15.	on	703	0.75%
	Google	477	0.51%
	Yahoo	102	0.11%

	Keywords Engines	Referrals	% Referrals
	Google Canada	30	0.03%
	Google UK	25	0.03%
	MSN	24	0.03%
	Google Australia	22	0.02%
	Yahoo India	6	0.01%
	AOL NetFind	3	0.00%
	Google Italy	3	0.00%
	Google France	3	0.00%
■ 16.	water	694	0.74%
	Google	526	0.56%
	Yahoo	82	0.09%
	Google Canada	23	0.02%
	MSN	16	0.02%
	Google Australia	14	0.01%
	Google UK	13	0.01%
	Google Germany	4	0.00%
	Google Italy	4	0.00%
	Google France	3	0.00%
	AltaVista	2	0.00%
■ 17.	2009	679	0.73%
	Google	601	0.64%
	Yahoo	19	0.02%
	Google Canada	15	0.02%
	MSN	13	0.01%
	Google UK	9	0.01%
	Google Australia	5	0.01%
	Google Japan	4	0.00%
	Google Italy	4	0.00%
	Yahoo Japan	3	0.00%
	Google Germany	2	0.00%
■ 18.	health	671	0.72%
	Google	491	0.53%
	Yahoo	79	0.08%
	Google UK	27	0.03%
	Google Canada	20	0.02%
	MSN	18	0.02%
	Google Australia	16	0.02%
	AOL NetFind	8	0.01%
	Google Italy	3	0.00%
	Google Japan	2	0.00%

	Keywords Engines	Referrals	% Referrals
	Yahoo UK & Ireland	2	0.00%
■ 19.	grants	663	0.71%
	Google	570	0.61%
	Yahoo	57	0.06%
	MSN	14	0.01%
	Google UK	10	0.01%
	Google Australia	3	0.00%
	Google Canada	3	0.00%
	Yahoo Singapore	2	0.00%
	AltaVista	1	0.00%
	Google Italy	1	0.00%
	CNET Search.com	1	0.00%
■ 20.	to	560	0.60%
	Google	406	0.43%
	Yahoo	60	0.06%
	Google Canada	25	0.03%
	Google UK	22	0.02%
	Google Australia	15	0.02%
	MSN	12	0.01%
	AOL NetFind	7	0.01%
	Google France	4	0.00%
	Google Germany	3	0.00%
	Yahoo Singapore	1	0.00%
■ 21.	grant	556	0.60%
	Google	478	0.51%
	Yahoo	41	0.04%
	MSN	13	0.01%
	Google UK	8	0.01%
	Google Canada	5	0.01%
	Google Germany	3	0.00%
	Google France	2	0.00%
	Google Japan	2	0.00%
	Google Italy	1	0.00%
	AOL NetFind	1	0.00%
■ 22.	fellowship	517	0.55%
	Google	468	0.50%
	Yahoo	24	0.03%
	Google Canada	9	0.01%
	Google Australia	5	0.01%
	Google Germany	3	0.00%

	Keywords Engines	Referrals	% Referrals
	AOL NetFind	2	0.00%
	Google UK	2	0.00%
	MSN	2	0.00%
	Google France	2	0.00%
■ 23.	ncer	466	0.50%
	Google	399	0.43%
	Yahoo	58	0.06%
	MSN	4	0.00%
	Google Japan	1	0.00%
	Google Canada	1	0.00%
	Yahoo Singapore	1	0.00%
	Google Italy	1	0.00%
	Google Germany	1	0.00%
■ 24.	children	462	0.49%
	Google	329	0.35%
	Yahoo	61	0.07%
	Google UK	23	0.02%
	MSN	14	0.01%
	Google Canada	11	0.01%
	Google Australia	9	0.01%
	AOL NetFind	8	0.01%
	Yahoo Spain	3	0.00%
	Yahoo UK & Ireland	2	0.00%
	Yahoo India	1	0.00%
■ 25.	filetype:pdf	453	0.49%
	Google	438	0.47%
	Google Canada	6	0.01%
	Google France	4	0.00%
	Google UK	4	0.00%
	Google Japan	1	0.00%
■ 26.	mall	448	0.48%
	Google	435	0.47%
	Google Canada	4	0.00%
	AOL NetFind	4	0.00%
	Yahoo	2	0.00%
	MSN	2	0.00%
	Google UK	1	0.00%
■ 27.	map	439	0.47%
	Google	427	0.46%
	Google Canada	5	0.01%

	Keywords Engines	Referrals	% Referrals
	MSN	2	0.00%
	Yahoo	1	0.00%
	Google UK	1	0.00%
	Google Australia	1	0.00%
	All The Web	1	0.00%
	AOL NetFind	1	0.00%
■ 28.	filetype:ppt	439	0.47%
	Google	420	0.45%
	Google France	14	0.01%
	Google Italy	2	0.00%
	Google Australia	2	0.00%
	Google UK	1	0.00%
■ 29.	funding	414	0.44%
	Google	353	0.38%
	Yahoo	23	0.02%
	Google UK	11	0.01%
	Google Canada	10	0.01%
	MSN	8	0.01%
	Google Australia	4	0.00%
	Google Germany	2	0.00%
	Google France	1	0.00%
	Google Italy	1	0.00%
	Google Japan	1	0.00%
■ 30.	environment	408	0.44%
	Google	316	0.34%
	Yahoo	24	0.03%
	Google Canada	20	0.02%
	Google UK	16	0.02%
	Google Australia	15	0.02%
	MSN	5	0.01%
	Google Japan	4	0.00%
	Google Germany	1	0.00%
	AOL NetFind	1	0.00%
	Google Italy	1	0.00%
■ 31.	protection	368	0.39%
	Google	337	0.36%
	Yahoo	9	0.01%
	MSN	4	0.00%
	Google Canada	4	0.00%
	AOL NetFind	3	0.00%

	Keywords Engines	Referrals	% Referrals
	Yahoo Singapore	2	0.00%
	Google Australia	2	0.00%
	Google France	2	0.00%
	Google Italy	2	0.00%
	Google Germany	1	0.00%
■ 32.	chromosome	368	0.39%
	Google	367	0.39%
	Yahoo India	1	0.00%
■ 33.	aberrations	367	0.39%
	Google	367	0.39%
■ 34.	atrazine	340	0.36%
	Google	340	0.36%
■ 35.	air	339	0.36%
	Google	276	0.30%
	Yahoo	17	0.02%
	Google UK	12	0.01%
	Google Canada	10	0.01%
	Google Australia	9	0.01%
	Google Japan	3	0.00%
	MSN	3	0.00%
	Google Italy	2	0.00%
	Google France	2	0.00%
	AOL NetFind	2	0.00%
■ 36.	agency	336	0.36%
	Google	313	0.34%
	Yahoo	5	0.01%
	MSN	4	0.00%
	Google Canada	3	0.00%
	AOL NetFind	3	0.00%
	Google UK	2	0.00%
	Google Italy	2	0.00%
	Google Australia	1	0.00%
	Google Germany	1	0.00%
	Yahoo Singapore	1	0.00%
■ 37.	nano	306	0.33%
	Google	266	0.28%
	Yahoo	11	0.01%
	Google UK	8	0.01%
	Google France	5	0.01%
	MSN	4	0.00%

	Keywords Engines	Referrals	% Referrals
	Google Germany	3	0.00%
	Google Italy	2	0.00%
	Google Japan	2	0.00%
	Google Australia	2	0.00%
	AOL NetFind	1	0.00%
■ 38.	us	291	0.31%
	Google	219	0.23%
	Yahoo	27	0.03%
	Google UK	17	0.02%
	Google Canada	11	0.01%
	Google Australia	6	0.01%
	MSN	2	0.00%
	Google France	2	0.00%
	AOL NetFind	2	0.00%
	Yahoo Taiwan	1	0.00%
	Yahoo Singapore	1	0.00%
■ 39.	science	289	0.31%
	Google	236	0.25%
	Yahoo	24	0.03%
	Google UK	9	0.01%
	MSN	8	0.01%
	Google Canada	4	0.00%
	Yahoo Spain	2	0.00%
	Google France	1	0.00%
	AltaVista	1	0.00%
	Google Australia	1	0.00%
	Google Italy	1	0.00%
■ 40.	particulate	283	0.30%
	Google	241	0.26%
	Yahoo	10	0.01%
	Google Canada	9	0.01%
	Google UK	7	0.01%
	MSN	3	0.00%
	Google Italy	3	0.00%
	Yahoo Spain	3	0.00%
	Google Australia	2	0.00%
	Google Japan	1	0.00%
	CNET Search.com	1	0.00%
■ 41.	business	282	0.30%
	Google	220	0.24%

	Keywords Engines	Referrals	% Referrals
	Yahoo	38	0.04%
	MSN	8	0.01%
	Google UK	4	0.00%
	Google Australia	3	0.00%
	Yandex	2	0.00%
	Google Canada	2	0.00%
	AOL NetFind	2	0.00%
	Google Germany	1	0.00%
	Yahoo Australia & NZ	1	0.00%
■ 42.	effects	281	0.30%
	Google	181	0.19%
	Yahoo	36	0.04%
	Google Canada	20	0.02%
	Google UK	13	0.01%
	MSN	10	0.01%
	Google Australia	8	0.01%
	Google France	4	0.00%
	Google Germany	2	0.00%
	AOL NetFind	2	0.00%
	CNET Search.com	1	0.00%
■ 43.	pollution	279	0.30%
	Google	210	0.22%
	Yahoo	19	0.02%
	Google UK	13	0.01%
	Google Australia	10	0.01%
	Google Canada	9	0.01%
	MSN	6	0.01%
	Yahoo Canada	2	0.00%
	Google Japan	2	0.00%
	AOL NetFind	2	0.00%
	Google France	1	0.00%
■ 44.	center	279	0.30%
	Google	219	0.23%
	Yahoo	30	0.03%
	MSN	7	0.01%
	Google UK	6	0.01%
	Google Canada	5	0.01%
	Yahoo Japan	3	0.00%
	AOL NetFind	3	0.00%
	Google France	2	0.00%

	Keywords Engines	Referrals	% Referrals
	Google Australia	1	0.00%
	Google Italy	1	0.00%
■ 45.	graduate	276	0.30%
	Google	254	0.27%
	Yahoo	10	0.01%
	MSN	5	0.01%
	Google Australia	3	0.00%
	Google UK	2	0.00%
	Google Italy	1	0.00%
	Google Canada	1	0.00%
■ 46.	matter	270	0.29%
	Google	226	0.24%
	Yahoo	15	0.02%
	Google Canada	8	0.01%
	Google UK	6	0.01%
	Google Italy	4	0.00%
	Yahoo Spain	3	0.00%
	MSN	3	0.00%
	Yahoo Japan	1	0.00%
	Google France	1	0.00%
	CNET Search.com	1	0.00%
■ 47.	change	270	0.29%
	Google	205	0.22%
	Google Australia	20	0.02%
	Google UK	17	0.02%
	Google Canada	10	0.01%
	Yahoo	6	0.01%
	MSN	3	0.00%
	Google Italy	3	0.00%
	Yahoo Spain	2	0.00%
	CNET Search.com	1	0.00%
	Google Japan	1	0.00%
■ 48.	program	267	0.29%
	Google	233	0.25%
	Yahoo	24	0.03%
	AOL NetFind	3	0.00%
	Google Australia	3	0.00%
	MSN	2	0.00%
	Google Canada	2	0.00%
■ 49.	fellowships	265	0.28%

	Keywords Engines	Referrals	% Referrals
	Google	240	0.26%
	Yahoo	19	0.02%
	MSN	5	0.01%
	Google UK	1	0.00%
■ 50.	ecosystem	260	0.28%
	Google	200	0.21%
	Google UK	12	0.01%
	Google Canada	12	0.01%
	Google Australia	11	0.01%
	Yahoo	10	0.01%
	Google Germany	6	0.01%
	Google France	3	0.00%
	Yahoo Spain	2	0.00%
	Google Italy	2	0.00%
	Google Japan	1	0.00%
■ 51.	what	255	0.27%
	Google	186	0.20%
	Yahoo	28	0.03%
	Google UK	14	0.01%
	Google Australia	9	0.01%
	Google Canada	6	0.01%
	MSN	5	0.01%
	AOL NetFind	4	0.00%
	Yahoo India	1	0.00%
	Google Italy	1	0.00%
	Yahoo UK & Ireland	1	0.00%
■ 52.	mercury	251	0.27%
	Yahoo	119	0.13%
	Google	103	0.11%
	Google Canada	10	0.01%
	Google UK	8	0.01%
	Yahoo Spain	3	0.00%
	AOL NetFind	1	0.00%
	Google Australia	1	0.00%
	Yahoo Canada	1	0.00%
	AltaVista	1	0.00%
	Google Germany	1	0.00%
■ 53.	powerpoint	250	0.27%
	Google	196	0.21%
	Google UK	10	0.01%

	Keywords Engines	Referrals	% Referrals
	Yahoo	10	0.01%
	Google Canada	10	0.01%
	MSN	8	0.01%
	Google France	6	0.01%
	Google Germany	3	0.00%
	Google Australia	3	0.00%
	Google Italy	3	0.00%
	Netscape	1	0.00%
■ 54.	treatment	241	0.26%
	Google	161	0.17%
	Yahoo	47	0.05%
	Google Canada	12	0.01%
	Google UK	6	0.01%
	MSN	5	0.01%
	AltaVista	2	0.00%
	Yahoo UK & Ireland	1	0.00%
	Yahoo Singapore	1	0.00%
	AOL NetFind	1	0.00%
	Google France	1	0.00%
■ 55.	assessment	238	0.25%
	Google	197	0.21%
	Google Canada	15	0.02%
	Yahoo	7	0.01%
	Google UK	6	0.01%
	AOL NetFind	3	0.00%
	Yahoo Japan	2	0.00%
	MSN	2	0.00%
	Google Australia	2	0.00%
	Yahoo Singapore	1	0.00%
	Google Italy	1	0.00%
■ 56.	climate	237	0.25%
	Google	174	0.19%
	Google Australia	18	0.02%
	Google UK	16	0.02%
	Google Canada	13	0.01%
	Yahoo	4	0.00%
	MSN	3	0.00%
	Google Italy	3	0.00%
	Google France	2	0.00%
	Yahoo Spain	2	0.00%

	Keywords Engines	Referrals	% Referrals
	CNET Search.com	1	0.00%
■ 57.	design	231	0.25%
	Google	188	0.20%
	Yahoo	21	0.02%
	CNET Search.com	6	0.01%
	MSN	6	0.01%
	Google UK	3	0.00%
	Google Australia	2	0.00%
	Netscape	2	0.00%
	Google France	1	0.00%
	Google Germany	1	0.00%
	Google Canada	1	0.00%
■ 58.	quality	229	0.25%
	Google	193	0.21%
	Yahoo	9	0.01%
	Google Canada	8	0.01%
	Google UK	6	0.01%
	MSN	5	0.01%
	Google Australia	4	0.00%
	Yahoo Singapore	1	0.00%
	Google France	1	0.00%
	AltaVista	1	0.00%
	Google Italy	1	0.00%
■ 59.	p3	227	0.24%
	Google	166	0.18%
	Yahoo	26	0.03%
	MSN	10	0.01%
	Google Canada	9	0.01%
	Google UK	6	0.01%
	AltaVista	3	0.00%
	Yahoo Canada	3	0.00%
	CNET Search.com	1	0.00%
	Google Japan	1	0.00%
	Google France	1	0.00%
■ 60.	is	225	0.24%
	Google	165	0.18%
	Yahoo	30	0.03%
	Google UK	7	0.01%
	Google Australia	6	0.01%
	Google Canada	6	0.01%

	Keywords Engines	Referrals	% Referrals
	MSN	5	0.01%
	AOL NetFind	2	0.00%
	Google Italy	1	0.00%
	Yahoo India	1	0.00%
	Yahoo Taiwan	1	0.00%
■ 61.	events	223	0.24%
	Google	210	0.22%
	Yahoo	4	0.00%
	Google UK	4	0.00%
	Google Canada	3	0.00%
	MSN	1	0.00%
	AOL NetFind	1	0.00%
■ 62.	microbial	217	0.23%
	Yahoo	117	0.13%
	Google	96	0.10%
	Yahoo Australia & NZ	1	0.00%
	Google Canada	1	0.00%
	Google UK	1	0.00%
	Google Italy	1	0.00%
■ 63.	sustainable	207	0.22%
	Google	170	0.18%
	Google France	9	0.01%
	Yahoo	8	0.01%
	Google Australia	7	0.01%
	Google Canada	5	0.01%
	MSN	4	0.00%
	Google UK	4	0.00%
■ 64.	pdf	205	0.22%
	Google	161	0.17%
	Yahoo	26	0.03%
	Google Germany	5	0.01%
	Google UK	4	0.00%
	Yahoo Canada	2	0.00%
	Google Japan	2	0.00%
	Google France	2	0.00%
	AltaVista	1	0.00%
	Google Australia	1	0.00%
	Google Italy	1	0.00%
■ 65.	university	203	0.22%
	Google	168	0.18%

	Keywords Engines	Referrals	% Referrals
	Yahoo	18	0.02%
	MSN	7	0.01%
	Google UK	4	0.00%
	Google Canada	2	0.00%
	Google France	1	0.00%
	Google Japan	1	0.00%
	Google Australia	1	0.00%
	AOL NetFind	1	0.00%
■ 66.	technology	203	0.22%
	Google	155	0.17%
	Yahoo	18	0.02%
	Google UK	7	0.01%
	Google Canada	7	0.01%
	Google Australia	6	0.01%
	MSN	3	0.00%
	Google France	2	0.00%
	Yahoo India	2	0.00%
	Google Japan	1	0.00%
	Google Italy	1	0.00%
■ 67.	how	203	0.22%
	Google	134	0.14%
	Yahoo	31	0.03%
	Google UK	12	0.01%
	Google Canada	10	0.01%
	Google Australia	9	0.01%
	MSN	5	0.01%
	Google Italy	1	0.00%
	Yahoo India	1	0.00%
■ 68.	small	195	0.21%
	Google	148	0.16%
	Yahoo	26	0.03%
	MSN	6	0.01%
	Google UK	4	0.00%
	Google Canada	3	0.00%
	Google Australia	2	0.00%
	AOL NetFind	2	0.00%
	Google Germany	1	0.00%
	Google France	1	0.00%
	Yahoo Australia & NZ	1	0.00%
■ 69.	green	189	0.20%

	Keywords Engines	Referrals	% Referrals
	Google	163	0.17%
	Yahoo	10	0.01%
	Google Canada	4	0.00%
	Google UK	4	0.00%
	AOL NetFind	3	0.00%
	MSN	3	0.00%
	HotBot	1	0.00%
	Google Australia	1	0.00%
■ 70.	conference	178	0.19%
	Google	157	0.17%
	Google Canada	7	0.01%
	Yahoo	5	0.01%
	Google UK	3	0.00%
	MSN	2	0.00%
	Google Germany	1	0.00%
	AOL NetFind	1	0.00%
	Google Australia	1	0.00%
	Google Japan	1	0.00%
■ 71.	asthma	176	0.19%
	Google	119	0.13%
	Yahoo	32	0.03%
	MSN	8	0.01%
	Google Canada	7	0.01%
	Google UK	3	0.00%
	Google Australia	2	0.00%
	Yahoo UK & Ireland	2	0.00%
	Yahoo Taiwan	1	0.00%
	Google Germany	1	0.00%
	AOL NetFind	1	0.00%
■ 72.	risk	175	0.19%
	Google	116	0.12%
	Yahoo	17	0.02%
	Google Canada	10	0.01%
	Google UK	9	0.01%
	MSN	8	0.01%
	AOL NetFind	4	0.00%
	Yahoo Taiwan	3	0.00%
	Google France	2	0.00%
	Google Germany	2	0.00%
	Google Australia	2	0.00%

	Keywords Engines	Referrals	% Referrals
■ 73.	autism	170	0.18%
	Google	107	0.11%
	Yahoo	27	0.03%
	Google UK	9	0.01%
	Google Australia	7	0.01%
	MSN	6	0.01%
	Google Canada	5	0.01%
	AOL NetFind	4	0.00%
	AltaVista	2	0.00%
	CNET Search.com	1	0.00%
	Google France	1	0.00%
■ 74.	human	168	0.18%
	Google	119	0.13%
	Google Canada	14	0.01%
	Google Australia	12	0.01%
	Yahoo	11	0.01%
	Google UK	6	0.01%
	MSN	3	0.00%
	AOL NetFind	1	0.00%
	Yahoo Spain	1	0.00%
	Google Italy	1	0.00%
■ 75.	modelling	162	0.17%
	Google	160	0.17%
	Yahoo	2	0.00%
■ 76.	streams	161	0.17%
	Google	161	0.17%
■ 77.	from	161	0.17%
	Google	121	0.13%
	Yahoo	19	0.02%
	Google UK	6	0.01%
	Google Canada	6	0.01%
	Google Australia	4	0.00%
	Yahoo India	2	0.00%
	MSN	1	0.00%
	Google Austria	1	0.00%
	AOL NetFind	1	0.00%
■ 78.	development	159	0.17%
	Google	113	0.12%
	Yahoo	15	0.02%
	Google UK	7	0.01%

	Keywords Engines	Referrals	% Referrals
	Google Australia	4	0.00%
	MSN	4	0.00%
	Google Germany	3	0.00%
	Google Canada	3	0.00%
	AOL NetFind	2	0.00%
	Yahoo Spain	2	0.00%
	Google France	2	0.00%
■ 79.	services	158	0.17%
	Google	127	0.14%
	Yahoo	8	0.01%
	Google UK	8	0.01%
	Google Canada	6	0.01%
	Google Australia	2	0.00%
	Google Germany	2	0.00%
	Google France	2	0.00%
	Google Italy	1	0.00%
	Google Japan	1	0.00%
	Google Austria	1	0.00%
■ 80.	opportunities	158	0.17%
	Google	146	0.16%
	Yahoo	5	0.01%
	MSN	3	0.00%
	Google Italy	1	0.00%
	Google Australia	1	0.00%
	Google UK	1	0.00%
	Google Germany	1	0.00%
■ 81.	proposal	156	0.17%
	Google	122	0.13%
	Yahoo	17	0.02%
	MSN	6	0.01%
	Google Australia	4	0.00%
	Google Canada	3	0.00%
	Google UK	2	0.00%
	Google Germany	2	0.00%
■ 82.	nitrification	155	0.17%
	Google	155	0.17%
■ 83.	study	152	0.16%
	Google	108	0.12%
	Yahoo	16	0.02%
	Yahoo France	12	0.01%

	Keywords Engines	Referrals	% Referrals
	Google Australia	5	0.01%
	Google Japan	2	0.00%
	Google Canada	2	0.00%
	MSN	2	0.00%
	Yahoo Japan	2	0.00%
	Google UK	1	0.00%
	Yahoo Canada	1	0.00%
■ 84.	2008	152	0.16%
	Google	132	0.14%
	Yahoo	8	0.01%
	Google UK	4	0.00%
	Google France	2	0.00%
	Google Canada	2	0.00%
	Google Japan	1	0.00%
	AOL NetFind	1	0.00%
	MSN	1	0.00%
	Google Australia	1	0.00%
■ 85.	with	147	0.16%
	Google	99	0.11%
	Google UK	15	0.02%
	Yahoo	13	0.01%
	Google Canada	6	0.01%
	AOL NetFind	5	0.01%
	Google Australia	3	0.00%
	MSN	3	0.00%
	CNET Search.com	1	0.00%
	Yahoo India	1	0.00%
	AltaVista	1	0.00%
■ 86.	potential	143	0.15%
	Yahoo	115	0.12%
	Google	25	0.03%
	Google Canada	2	0.00%
	MSN	1	0.00%
■ 87.	drinking	142	0.15%
	Google	86	0.09%
	Yahoo	33	0.04%
	Google Canada	7	0.01%
	MSN	6	0.01%
	Google Australia	5	0.01%
	Yahoo India	2	0.00%

	Keywords Engines	Referrals	% Referrals
	AltaVista	2	0.00%
	Google UK	1	0.00%
■ 88.	analysis	141	0.15%
	Google	91	0.10%
	Google UK	26	0.03%
	Yahoo	12	0.01%
	Google France	3	0.00%
	Google Canada	2	0.00%
	Google Australia	2	0.00%
	Google Germany	1	0.00%
	Yahoo Canada	1	0.00%
	Google Japan	1	0.00%
	Yahoo India	1	0.00%
■ 89.	sustainability	136	0.15%
	Google	119	0.13%
	Yahoo	7	0.01%
	Google UK	5	0.01%
	Google Australia	4	0.00%
	Google Canada	1	0.00%
■ 90.	their	135	0.14%
	Yahoo	117	0.13%
	Google	12	0.01%
	Google UK	4	0.00%
	MSN	2	0.00%
■ 91.	paper	135	0.14%
	Google	125	0.13%
	Yahoo	5	0.01%
	Google UK	1	0.00%
	Yahoo India	1	0.00%
	Yahoo Taiwan	1	0.00%
	Google Canada	1	0.00%
	Yahoo Singapore	1	0.00%
■ 92.	endocrine	133	0.14%
	Google	100	0.11%
	Yahoo	8	0.01%
	Google Canada	5	0.01%
	Google UK	5	0.01%
	MSN	5	0.01%
	Google France	5	0.01%
	Google Germany	2	0.00%

	Keywords Engines	Referrals	% Referrals
	Google Australia	1	0.00%
	Google Italy	1	0.00%
	Google Austria	1	0.00%
■ 93.	presentation	130	0.14%
	Google	103	0.11%
	Yahoo	7	0.01%
	Google UK	6	0.01%
	MSN	5	0.01%
	Google France	2	0.00%
	Google Canada	2	0.00%
	Yahoo India	1	0.00%
	AOL NetFind	1	0.00%
	Google Australia	1	0.00%
	Google Germany	1	0.00%
■ 94.	effect	128	0.14%
	Google	87	0.09%
	Google Canada	12	0.01%
	Yahoo	10	0.01%
	Google UK	7	0.01%
	Google Australia	6	0.01%
	MSN	4	0.00%
	AOL NetFind	1	0.00%
	Google Italy	1	0.00%
■ 95.	site	124	0.13%
	Yahoo	116	0.12%
	Google	7	0.01%
	Google Canada	1	0.00%
■ 96.	project	122	0.13%
	Google	80	0.09%
	Yahoo	18	0.02%
	Google UK	9	0.01%
	MSN	7	0.01%
	Google Canada	3	0.00%
	Google Australia	2	0.00%
	Google Italy	1	0.00%
	AOL NetFind	1	0.00%
	Google France	1	0.00%
■ 97.	exposure	121	0.13%
	Google	87	0.09%
	Google Canada	10	0.01%

	Keywords Engines	Referrals	% Referrals
	Yahoo	10	0.01%
	Google Australia	3	0.00%
	Google UK	3	0.00%
	MSN	2	0.00%
	Yahoo Spain	1	0.00%
	Google Japan	1	0.00%
	Google Italy	1	0.00%
	Yahoo UK & Ireland	1	0.00%
■ 98.	expo	118	0.13%
	Google	107	0.11%
	Yahoo	6	0.01%
	MSN	2	0.00%
	AOL NetFind	2	0.00%
	Google UK	1	0.00%
■ 99.	waste	118	0.13%
	Google	69	0.07%
	Yahoo	19	0.02%
	Yahoo France	12	0.01%
	Google UK	10	0.01%
	Google Canada	6	0.01%
	Google Germany	1	0.00%
	Google Australia	1	0.00%
■ 100.	are	118	0.13%
	Google	88	0.09%
	Yahoo	10	0.01%
	Google Canada	6	0.01%
	Google UK	4	0.00%
	Google Australia	4	0.00%
	MSN	3	0.00%
	AOL NetFind	1	0.00%
	Google Japan	1	0.00%
	Yahoo UK & Ireland	1	0.00%
■ 101.	by	118	0.13%
	Google	97	0.10%
	Yahoo	9	0.01%
	Google Australia	4	0.00%
	Google Canada	3	0.00%
	Google UK	2	0.00%
	AOL NetFind	2	0.00%
	Yahoo Japan	1	0.00%

	Keywords Engines	Referrals	% Referrals
■ 102.	phase	117	0.13%
	Google	94	0.10%
	Yahoo	16	0.02%
	Google Canada	3	0.00%
	Google UK	2	0.00%
	AOL NetFind	1	0.00%
	MSN	1	0.00%
■ 103.	arsenic	117	0.13%
	Google	76	0.08%
	Google Canada	12	0.01%
	MSN	9	0.01%
	Yahoo	8	0.01%
	Google France	5	0.01%
	Google Australia	2	0.00%
	Yahoo India	2	0.00%
	Yahoo UK & Ireland	1	0.00%
	Google Italy	1	0.00%
Google Japan	1	0.00%	
■ 104.	application	115	0.12%
	Google	72	0.08%
	Yahoo	27	0.03%
	MSN	6	0.01%
	Google UK	4	0.00%
	Google Canada	2	0.00%
	Google Germany	1	0.00%
	Google Italy	1	0.00%
	Google Australia	1	0.00%
	Yahoo Japan	1	0.00%
■ 105.	lead	115	0.12%
	Google	91	0.10%
	Yahoo	11	0.01%
	Google Australia	5	0.01%
	Google Canada	3	0.00%
	MSN	2	0.00%
	Google UK	2	0.00%
■ 106.	mercury-contaminated	114	0.12%
	Yahoo	114	0.12%
■ 107.	transformations	114	0.12%
	Yahoo	114	0.12%

	Keywords Engines	Referrals	% Referrals
■ 108.	remediating	114	0.12%
	Yahoo	114	0.12%
■ 109.	soil	111	0.12%
	Google	95	0.10%
	Yahoo	7	0.01%
	Google Canada	4	0.00%
	Google Italy	2	0.00%
	Google Austria	1	0.00%
	Google Australia	1	0.00%
	Google France	1	0.00%
■ 110.	awards	110	0.12%
	Google	62	0.07%
	Yahoo Spain	40	0.04%
	Google Canada	4	0.00%
	Yahoo	3	0.00%
	Google Italy	1	0.00%
■ 111.	use	108	0.12%
	Google	89	0.10%
	Google UK	7	0.01%
	Google Canada	5	0.01%
	MSN	3	0.00%
	Yahoo	3	0.00%
	Google Australia	1	0.00%
■ 112.	nanocomposite	107	0.11%
	Google	104	0.11%
	Google UK	2	0.00%
	Google Germany	1	0.00%
■ 113.	model	106	0.11%
	Google	77	0.08%
	Yahoo	14	0.01%
	Google UK	6	0.01%
	Google France	2	0.00%
	Google Italy	1	0.00%
	MSN	1	0.00%
	Google Germany	1	0.00%
	Google Austria	1	0.00%
	Google Canada	1	0.00%
	Google Australia	1	0.00%
■ 114.	detection	106	0.11%
	Google	86	0.09%

	Keywords Engines	Referrals	% Referrals
	Yahoo	7	0.01%
	Google Canada	5	0.01%
	Google Germany	5	0.01%
	Google France	1	0.00%
	Google UK	1	0.00%
	AOL NetFind	1	0.00%
■ 115.	system	105	0.11%
	Google	70	0.07%
	Google Canada	8	0.01%
	Yahoo	8	0.01%
	MSN	4	0.00%
	Google UK	3	0.00%
	Yahoo Singapore	2	0.00%
	Google Italy	2	0.00%
	Google Australia	2	0.00%
	Google Germany	2	0.00%
	Yandex	1	0.00%
■ 116.	nanoparticles	104	0.11%
	Google	81	0.09%
	Yahoo	7	0.01%
	Google France	5	0.01%
	Google Italy	3	0.00%
	Google Australia	3	0.00%
	Google Canada	2	0.00%
	Google Germany	1	0.00%
	AOL NetFind	1	0.00%
	Google UK	1	0.00%
■ 117.	culture	104	0.11%
	Google	103	0.11%
	Yahoo	1	0.00%
■ 118.	daphnia	104	0.11%
	Google	104	0.11%
■ 119.	gas	103	0.11%
	Google	68	0.07%
	Yahoo	17	0.02%
	Google Canada	6	0.01%
	Google Germany	3	0.00%
	Google UK	3	0.00%
	AOL NetFind	2	0.00%
	Google Italy	1	0.00%

	Keywords Engines	Referrals	% Referrals
	Google Austria	1	0.00%
	MSN	1	0.00%
	Google Australia	1	0.00%
■ 120.	white	103	0.11%
	Google	97	0.10%
	Google UK	1	0.00%
	Yahoo	1	0.00%
	AOL NetFind	1	0.00%
	Yahoo Taiwan	1	0.00%
	Yahoo India	1	0.00%
	Google Canada	1	0.00%
■ 121.	natural	103	0.11%
	Google	66	0.07%
	Google Canada	10	0.01%
	Google UK	7	0.01%
	Yahoo	5	0.01%
	Google Australia	5	0.01%
	Google Germany	4	0.00%
	Google France	3	0.00%
	Yahoo Mexico	1	0.00%
	MSN	1	0.00%
	AOL NetFind	1	0.00%
■ 122.	power	101	0.11%
	Google	72	0.08%
	Yahoo France	12	0.01%
	Google Italy	4	0.00%
	Google Canada	4	0.00%
	MSN	2	0.00%
	Yahoo India	2	0.00%
	Google UK	2	0.00%
	AOL NetFind	1	0.00%
	Yahoo	1	0.00%
	Google Australia	1	0.00%
■ 123.	community	100	0.11%
	Google	76	0.08%
	Yahoo	8	0.01%
	Google Canada	6	0.01%
	Google UK	4	0.00%
	Google Australia	2	0.00%
	Yahoo Australia & NZ	1	0.00%

	Keywords Engines	Referrals	% Referrals
	Yahoo Spain	1	0.00%
	AOL NetFind	1	0.00%
	MSN	1	0.00%
■ 124.	impact	100	0.11%
	Google	77	0.08%
	Yahoo	6	0.01%
	Google Australia	5	0.01%
	Google France	3	0.00%
	Google Canada	3	0.00%
	Google Japan	2	0.00%
	Google Germany	1	0.00%
	MSN	1	0.00%
	Google Italy	1	0.00%
	Google UK	1	0.00%
■ 125.	student	100	0.11%
	Google	93	0.10%
	Google UK	4	0.00%
	Yahoo	2	0.00%
	Google Canada	1	0.00%
■ 126.	rfa	99	0.11%
	Google	92	0.10%
	Yahoo	3	0.00%
	Google Canada	1	0.00%
	Google Italy	1	0.00%
	Google France	1	0.00%
	Google Austria	1	0.00%
■ 127.	energy	98	0.10%
	Google	56	0.06%
	Google UK	30	0.03%
	Yahoo	3	0.00%
	MSN	2	0.00%
	Google Canada	2	0.00%
	Google Germany	2	0.00%
	Yahoo Taiwan	2	0.00%
	Google Australia	1	0.00%
■ 128.	dc	98	0.10%
	Google	93	0.10%
	Yahoo	3	0.00%
	MSN	2	0.00%
■ 129.	future	97	0.10%

	Keywords Engines	Referrals	% Referrals
	Google	75	0.08%
	Google Canada	7	0.01%
	Yahoo	5	0.01%
	Google Australia	3	0.00%
	MSN	2	0.00%
	Google Austria	1	0.00%
	Google UK	1	0.00%
	AOL NetFind	1	0.00%
	Google Italy	1	0.00%
	Yahoo Singapore	1	0.00%
■ 130.	about	97	0.10%
	Google	67	0.07%
	Yahoo	23	0.02%
	Google UK	4	0.00%
	Google Australia	1	0.00%
	AOL NetFind	1	0.00%
	MSN	1	0.00%
■ 131.	usepa	93	0.10%
	Google	75	0.08%
	Yahoo	5	0.01%
	Google Canada	3	0.00%
	Google Australia	3	0.00%
	Yahoo India	2	0.00%
	MSN	1	0.00%
	Google Austria	1	0.00%
	Google UK	1	0.00%
	Google Japan	1	0.00%
	AOL NetFind	1	0.00%
■ 132.	information	92	0.10%
	Google	69	0.07%
	Yahoo	6	0.01%
	Google UK	5	0.01%
	Google Australia	4	0.00%
	Google Canada	3	0.00%
	Yahoo UK & Ireland	1	0.00%
	Yahoo India	1	0.00%
	MSN	1	0.00%
	Google France	1	0.00%
	Google Japan	1	0.00%
■ 133.	applications	92	0.10%

	Keywords Engines	Referrals	% Referrals
	Google	44	0.05%
	Google UK	30	0.03%
	Yahoo	12	0.01%
	MSN	2	0.00%
	Yahoo India	2	0.00%
	Yahoo UK & Ireland	1	0.00%
	AltaVista	1	0.00%
■ 134.	global	92	0.10%
	Google	76	0.08%
	MSN	4	0.00%
	Google Australia	3	0.00%
	Google UK	3	0.00%
	Yahoo	3	0.00%
	Google Canada	1	0.00%
	Google Austria	1	0.00%
	Google Japan	1	0.00%
■ 135.	studies	89	0.10%
	Google	71	0.08%
	Yahoo	10	0.01%
	Google Canada	4	0.00%
	Google UK	1	0.00%
	Google Japan	1	0.00%
	MSN	1	0.00%
	Google Italy	1	0.00%
■ 136.	pesticides	89	0.10%
	Google	62	0.07%
	Yahoo	20	0.02%
	Google Canada	2	0.00%
	Google France	2	0.00%
	Yahoo Spain	1	0.00%
	MSN	1	0.00%
	AOL NetFind	1	0.00%
■ 137.	washington	89	0.10%
	Google	70	0.07%
	Yahoo	7	0.01%
	MSN	6	0.01%
	AOL NetFind	4	0.00%
	Google Japan	1	0.00%
	Google UK	1	0.00%
■ 138.	site:epa.gov	88	0.09%

	Keywords Engines	Referrals	% Referrals
	Google	87	0.09%
	Google Canada	1	0.00%
■ 139.	point	87	0.09%
	Google	71	0.08%
	Google Italy	4	0.00%
	Google Canada	3	0.00%
	Google UK	2	0.00%
	MSN	2	0.00%
	Yahoo India	2	0.00%
	AOL NetFind	1	0.00%
	Yahoo	1	0.00%
	Google Australia	1	0.00%
■ 140.	new	87	0.09%
	Google	71	0.08%
	Yahoo	6	0.01%
	Google Canada	3	0.00%
	Google UK	2	0.00%
	AOL NetFind	2	0.00%
	Google France	1	0.00%
	Google Italy	1	0.00%
	Google Australia	1	0.00%
■ 141.	management	86	0.09%
	Google	50	0.05%
	Yahoo France	12	0.01%
	Yahoo	10	0.01%
	Google UK	4	0.00%
	Google Australia	4	0.00%
	Google Canada	2	0.00%
	AOL NetFind	1	0.00%
	Yahoo Canada	1	0.00%
	Yahoo Singapore	1	0.00%
	Google France	1	0.00%
■ 142.	news	85	0.09%
	Google	81	0.09%
	Yahoo	2	0.00%
	MSN	1	0.00%
	Google UK	1	0.00%
■ 143.	chemical	85	0.09%
	Google	68	0.07%
	Yahoo	5	0.01%

	Keywords Engines	Referrals	% Referrals
	Google France	3	0.00%
	Google UK	2	0.00%
	Google Canada	2	0.00%
	MSN	2	0.00%
	Google Australia	2	0.00%
	Google Germany	1	0.00%
■ 144.	manufacturing	85	0.09%
	Google	72	0.08%
	Google UK	3	0.00%
	MSN	3	0.00%
	Google Italy	2	0.00%
	Google Australia	2	0.00%
	HotBot	1	0.00%
	Yahoo	1	0.00%
	Google Canada	1	0.00%
■ 145.	food	85	0.09%
	Google	73	0.08%
	Yahoo	3	0.00%
	AOL NetFind	2	0.00%
	Google Canada	2	0.00%
	Yahoo Spain	1	0.00%
	Google UK	1	0.00%
	Google France	1	0.00%
	Google Germany	1	0.00%
	MSN	1	0.00%
■ 146.	biodiversity	85	0.09%
	Google	53	0.06%
	Google UK	9	0.01%
	Google Canada	8	0.01%
	Yahoo	6	0.01%
	MSN	3	0.00%
	Google Italy	2	0.00%
	AOL NetFind	1	0.00%
	Google Germany	1	0.00%
	Google Australia	1	0.00%
	Google France	1	0.00%
■ 147.	undergraduate	85	0.09%
	Google	69	0.07%
	Yahoo	9	0.01%
	Google UK	4	0.00%

	Keywords Engines	Referrals	% Referrals
	AOL NetFind	2	0.00%
	MSN	1	0.00%
■ 148.	as	84	0.09%
	Google	41	0.04%
	Google France	33	0.04%
	Yahoo	4	0.00%
	Yahoo Spain	3	0.00%
	Google UK	3	0.00%
■ 149.	purpose	84	0.09%
	Google	75	0.08%
	Google Australia	3	0.00%
	Google Canada	3	0.00%
	MSN	2	0.00%
	AOL NetFind	1	0.00%
■ 150.	innovation	83	0.09%
	Google	61	0.07%
	Yahoo	7	0.01%
	MSN	4	0.00%
	Google Canada	3	0.00%
	Google UK	3	0.00%
	Yandex	2	0.00%
	Google Austria	1	0.00%
	AOL NetFind	1	0.00%
	Google Japan	1	0.00%
■ 151.	results	82	0.09%
	Google	67	0.07%
	Yahoo	12	0.01%
	Google France	1	0.00%
	AOL NetFind	1	0.00%
	Google UK	1	0.00%
■ 152.	nanomaterials	82	0.09%
	Google	69	0.07%
	Yahoo	4	0.00%
	AltaVista	2	0.00%
	Google Italy	2	0.00%
	Google UK	1	0.00%
	Yahoo UK & Ireland	1	0.00%
	Google Japan	1	0.00%
	Yahoo India	1	0.00%
	Google Australia	1	0.00%

	Keywords Engines	Referrals	% Referrals
■ 153.	leak	81	0.09%
	Google	61	0.07%
	Google Germany	5	0.01%
	Google Canada	5	0.01%
	Yahoo	4	0.00%
	AOL NetFind	2	0.00%
	Google France	1	0.00%
	Google UK	1	0.00%
	MSN	1	0.00%
■ 154.	sheet	81	0.09%
	Google	66	0.07%
	Yahoo	8	0.01%
	Google UK	4	0.00%
	Google Australia	2	0.00%
	Google France	1	0.00%
■ 155.	competition	81	0.09%
	Google	66	0.07%
	Yahoo	6	0.01%
	Google UK	4	0.00%
	Google Canada	2	0.00%
	Google Germany	1	0.00%
	AOL NetFind	1	0.00%
	Yahoo Spain	1	0.00%
■ 156.	genetically	80	0.09%
	Google	74	0.08%
	Google Canada	3	0.00%
	Google France	1	0.00%
	Google UK	1	0.00%
	Google Germany	1	0.00%
■ 157.	polymer	79	0.08%
	Google	73	0.08%
	Yahoo	2	0.00%
	Google Canada	2	0.00%
	Google Japan	1	0.00%
	MSN	1	0.00%
■ 158.	kids	79	0.08%
	Google	71	0.08%
	Google UK	3	0.00%
	Yahoo	2	0.00%

	Keywords Engines	Referrals	% Referrals
	Google Canada	1	0.00%
	Google Australia	1	0.00%
	AOL NetFind	1	0.00%
■ 159.	ecological	78	0.08%
	Google	57	0.06%
	Google Canada	6	0.01%
	Yahoo	6	0.01%
	Google Australia	4	0.00%
	Google UK	3	0.00%
	Google Germany	2	0.00%
■ 160.	united	78	0.08%
	Google	62	0.07%
	Google Canada	5	0.01%
	Yahoo	4	0.00%
	Google Australia	2	0.00%
	Google Germany	2	0.00%
	Google Japan	1	0.00%
	AOL NetFind	1	0.00%
	Google UK	1	0.00%
■ 161.	fe	77	0.08%
	Google	75	0.08%
	Google Germany	1	0.00%
	Google Japan	1	0.00%
■ 162.	materials	77	0.08%
	Google	68	0.07%
	Google Australia	2	0.00%
	Yahoo	2	0.00%
	Google Japan	2	0.00%
	Google UK	1	0.00%
	AltaVista	1	0.00%
	AOL NetFind	1	0.00%
■ 163.	an	76	0.08%
	Google	49	0.05%
	Google UK	6	0.01%
	Yahoo	5	0.01%
	Google Australia	4	0.00%
	Google Canada	4	0.00%
	AOL NetFind	2	0.00%
	MSN	2	0.00%
	Yahoo Spain	1	0.00%

	Keywords Engines	Referrals	% Referrals
	Google Italy	1	0.00%
	Yahoo Singapore	1	0.00%
■ 164.	international	75	0.08%
	Google	70	0.07%
	Yahoo	2	0.00%
	Google Italy	1	0.00%
	Google Canada	1	0.00%
	Google UK	1	0.00%
■ 165.	disease	75	0.08%
	Google	60	0.06%
	Google UK	5	0.01%
	Google Austria	2	0.00%
	Yahoo	2	0.00%
	AOL NetFind	2	0.00%
	Google Australia	1	0.00%
	MSN	1	0.00%
	Google Japan	1	0.00%
	Google Germany	1	0.00%
■ 166.	heavy	75	0.08%
	Google	53	0.06%
	Yahoo	16	0.02%
	MSN	2	0.00%
	Google Canada	1	0.00%
	Google Italy	1	0.00%
	Google France	1	0.00%
	Google Australia	1	0.00%
■ 167.	award	75	0.08%
	Google	65	0.07%
	Google UK	3	0.00%
	Yahoo	2	0.00%
	Google France	1	0.00%
	AOL NetFind	1	0.00%
	MSN	1	0.00%
	Google Canada	1	0.00%
	Yahoo Spain	1	0.00%
■ 168.	decision	74	0.08%
	Google	58	0.06%
	Yahoo	5	0.01%
	Google Germany	3	0.00%
	Google UK	3	0.00%

	Keywords Engines	Referrals	% Referrals
	Google Italy	2	0.00%
	Google France	1	0.00%
	Google Canada	1	0.00%
	Google Australia	1	0.00%
■ 169.	removal	74	0.08%
	Google	45	0.05%
	Yahoo	11	0.01%
	Google Canada	10	0.01%
	MSN	4	0.00%
	Google Australia	2	0.00%
	Yahoo India	1	0.00%
	Google France	1	0.00%
■ 170.	solicitation	74	0.08%
	Google	57	0.06%
	Yahoo	17	0.02%
■ 171.	u.s.	73	0.08%
	Google	63	0.07%
	Yahoo	4	0.00%
	Google Australia	3	0.00%
	Google Canada	1	0.00%
	MSN	1	0.00%
	AOL NetFind	1	0.00%
■ 172.	biomarker	73	0.08%
	Google	59	0.06%
	Google Italy	3	0.00%
	Google France	3	0.00%
	Google UK	3	0.00%
	Google Germany	2	0.00%
	Yahoo	1	0.00%
	Google Canada	1	0.00%
	Google Australia	1	0.00%
■ 173.	states	73	0.08%
	Google	60	0.06%
	Google Canada	5	0.01%
	Google Australia	2	0.00%
	Yahoo	2	0.00%
	Google Japan	1	0.00%
	Google UK	1	0.00%
	AOL NetFind	1	0.00%
	Google Germany	1	0.00%

	Keywords Engines	Referrals	% Referrals
■ 174.	fish	72	0.08%
	Google	55	0.06%
	Yahoo	9	0.01%
	Yahoo Spain	2	0.00%
	Google UK	2	0.00%
	Google Canada	1	0.00%
	Google Australia	1	0.00%
	Google Germany	1	0.00%
	MSN	1	0.00%
■ 175.	detroit	72	0.08%
	Google	59	0.06%
	Yahoo	8	0.01%
	Google Canada	2	0.00%
	MSN	1	0.00%
	Google Australia	1	0.00%
	AOL NetFind	1	0.00%
■ 176.	at	72	0.08%
	Google	62	0.07%
	Yahoo	3	0.00%
	AOL NetFind	3	0.00%
	Google Australia	2	0.00%
	Google UK	1	0.00%
	Google Japan	1	0.00%
■ 177.	abstract	71	0.08%
	Google	57	0.06%
	Yahoo	7	0.01%
	Google UK	3	0.00%
	Yahoo India	2	0.00%
	Google France	1	0.00%
	AOL NetFind	1	0.00%
■ 178.	that	70	0.07%
	Google	39	0.04%
	Yahoo	17	0.02%
	Google Canada	5	0.01%
	Google UK	4	0.00%
	MSN	3	0.00%
	AOL NetFind	1	0.00%
	Google Australia	1	0.00%
■ 179.	land	70	0.07%
	Google	62	0.07%

	Keywords Engines	Referrals	% Referrals
	Google UK	3	0.00%
	Google Canada	2	0.00%
	MSN	2	0.00%
	Google France	1	0.00%
■ 180.	metals	70	0.07%
	Google	51	0.05%
	Yahoo	13	0.01%
	MSN	2	0.00%
	Google Canada	2	0.00%
	Yahoo India	1	0.00%
	Google Australia	1	0.00%
■ 181.	nsf	70	0.07%
	Google	56	0.06%
	Yahoo	10	0.01%
	MSN	2	0.00%
	Google Canada	1	0.00%
	AOL NetFind	1	0.00%
■ 182.	carbon	69	0.07%
	Google	49	0.05%
	Yahoo	6	0.01%
	Google Canada	6	0.01%
	Google Australia	3	0.00%
	MSN	3	0.00%
	Google UK	1	0.00%
	Ixquick	1	0.00%
■ 183.	epa.gov	69	0.07%
	Google	59	0.06%
	MSN	5	0.01%
	AOL NetFind	3	0.00%
	Google Germany	1	0.00%
	Google Italy	1	0.00%
■ 184.	organic	68	0.07%
	Google	51	0.05%
	Yahoo	6	0.01%
	Google France	3	0.00%
	Google Canada	2	0.00%
	Google Japan	1	0.00%
	MSN	1	0.00%
	CNET Search.com	1	0.00%
	Google Australia	1	0.00%

	Keywords Engines	Referrals	% Referrals
	Google Italy	1	0.00%
	Google UK	1	0.00%
■ 185.	public	68	0.07%
	Google	57	0.06%
	AOL NetFind	3	0.00%
	Yahoo	3	0.00%
	MSN	2	0.00%
	Google Australia	2	0.00%
	Google UK	1	0.00%
■ 186.	process	68	0.07%
	Google	52	0.06%
	Yahoo	6	0.01%
	MSN	4	0.00%
	Google UK	3	0.00%
	Google Australia	2	0.00%
	Google Canada	1	0.00%
■ 187.	sample	68	0.07%
	Google	47	0.05%
	Yahoo	9	0.01%
	MSN	8	0.01%
	Google Canada	2	0.00%
	Google UK	1	0.00%
	Google Italy	1	0.00%
■ 188.	2002	67	0.07%
	Google	64	0.07%
	Google UK	1	0.00%
	Google France	1	0.00%
	Google Canada	1	0.00%
■ 189.	centers	67	0.07%
	Google	53	0.06%
	Yahoo	7	0.01%
	MSN	3	0.00%
	Google Canada	1	0.00%
	Google Germany	1	0.00%
	Google Italy	1	0.00%
	Yahoo UK & Ireland	1	0.00%
■ 190.	child	67	0.07%
	Google	46	0.05%
	Yahoo	11	0.01%
	Google Canada	3	0.00%

	Keywords Engines	Referrals	% Referrals
	Google UK	2	0.00%
	MSN	2	0.00%
	AOL NetFind	1	0.00%
	Yahoo UK & Ireland	1	0.00%
	Google Australia	1	0.00%
■ 191.	metal	66	0.07%
	Google	48	0.05%
	Yahoo	6	0.01%
	Google Canada	5	0.01%
	Google UK	3	0.00%
	Google France	2	0.00%
	MSN	1	0.00%
	Google Italy	1	0.00%
■ 192.	systems	65	0.07%
	Google	33	0.04%
	Yahoo	12	0.01%
	MSN	6	0.01%
	Google UK	5	0.01%
	Google Canada	4	0.00%
	Google Italy	3	0.00%
	Google France	1	0.00%
	AOL NetFind	1	0.00%
■ 193.	cover	64	0.07%
	Google	56	0.06%
	Yahoo	6	0.01%
	Google Australia	2	0.00%
■ 194.	workshop	64	0.07%
	Google	51	0.05%
	Google UK	4	0.00%
	Google Canada	4	0.00%
	Yahoo	2	0.00%
	Google Italy	1	0.00%
	Google Germany	1	0.00%
	Google France	1	0.00%
■ 195.	clay	64	0.07%
	Google	64	0.07%
■ 196.	wastewater	63	0.07%
	Google	35	0.04%
	Yahoo	14	0.01%
	Google Canada	9	0.01%

	Keywords Engines	Referrals	% Referrals
	MSN	2	0.00%
	Google Australia	1	0.00%
	AOL NetFind	1	0.00%
	Google UK	1	0.00%
■ 197.	ord	62	0.07%
	Google	61	0.07%
	MSN	1	0.00%
■ 198.	students	61	0.07%
	Google	49	0.05%
	Yahoo	4	0.00%
	AOL NetFind	3	0.00%
	Google UK	2	0.00%
	Google Australia	1	0.00%
	Google Canada	1	0.00%
	MSN	1	0.00%
■ 199.	federal	61	0.07%
	Google	46	0.05%
	Yahoo	9	0.01%
	MSN	6	0.01%
■ 200.	ecosystems	61	0.07%
	Google	44	0.05%
	Google Australia	9	0.01%
	Google UK	3	0.00%
	Google Canada	2	0.00%
	Yahoo	1	0.00%
	Yahoo Spain	1	0.00%
	MSN	1	0.00%
■ 201.	biodiesel	61	0.07%
	Google	51	0.05%
	Google UK	4	0.00%
	Google Canada	2	0.00%
	Yahoo	2	0.00%
	Google Australia	2	0.00%
■ 202.	plant	60	0.06%
	Google	36	0.04%
	Yahoo France	12	0.01%
	Google Canada	4	0.00%
	Yahoo	3	0.00%
	Google UK	3	0.00%
	Google Germany	1	0.00%

	Keywords Engines	Referrals	% Referrals
	AOL NetFind	1	0.00%
■ 203.	production	60	0.06%
	Google	51	0.05%
	Google UK	3	0.00%
	Yahoo	2	0.00%
	Google Canada	1	0.00%
	Google France	1	0.00%
	Google Germany	1	0.00%
	Google Australia	1	0.00%
■ 204.	technologies	60	0.06%
	Google	51	0.05%
	Yahoo	4	0.00%
	Google Canada	3	0.00%
	Google Australia	1	0.00%
	Google Japan	1	0.00%
■ 205.	emissions	59	0.06%
	Google	52	0.06%
	Yahoo	6	0.01%
	Yahoo Spain	1	0.00%
■ 206.	models	59	0.06%
	Yahoo	28	0.03%
	Google	19	0.02%
	Google UK	11	0.01%
	Google Canada	1	0.00%
■ 207.	basic	58	0.06%
	Google	32	0.03%
	Yahoo	11	0.01%
	Google UK	10	0.01%
	MSN	1	0.00%
	Google Canada	1	0.00%
	Google Australia	1	0.00%
	Yahoo UK & Ireland	1	0.00%
	Yahoo India	1	0.00%
■ 208.	cost	58	0.06%
	Google	49	0.05%
	Google UK	3	0.00%
	Google Canada	2	0.00%
	MSN	2	0.00%
	Google Australia	1	0.00%
	Yahoo	1	0.00%

	Keywords Engines	Referrals	% Referrals
■ 209.	promotion	58	0.06%
	Yahoo	28	0.03%
	Google	21	0.02%
	Google UK	4	0.00%
	Google Canada	3	0.00%
	MSN	1	0.00%
	AOL NetFind	1	0.00%
■ 210.	filtration	57	0.06%
	Google	45	0.05%
	Yahoo	9	0.01%
	AOL NetFind	2	0.00%
	Google Canada	1	0.00%
■ 211.	neurodevelopmental	57	0.06%
	Google	39	0.04%
	Yahoo	7	0.01%
	Google UK	6	0.01%
	Google Canada	2	0.00%
	AOL NetFind	1	0.00%
	Yahoo Canada	1	0.00%
	Google Australia	1	0.00%
■ 212.	chemicals	56	0.06%
	Google	42	0.04%
	Google Canada	6	0.01%
	Google UK	4	0.00%
	Yahoo	2	0.00%
	AOL NetFind	1	0.00%
	Google Australia	1	0.00%
■ 213.	solar	56	0.06%
	Google	49	0.05%
	Google Canada	3	0.00%
	Yahoo	2	0.00%
	Google Italy	1	0.00%
	Google Australia	1	0.00%
■ 214.	pesticide	56	0.06%
	Google	41	0.04%
	Yahoo	8	0.01%
	Google Canada	5	0.01%
	Google Australia	2	0.00%
■ 215.	achieve	56	0.06%
	Google	47	0.05%

	Keywords Engines	Referrals	% Referrals
	Yahoo	5	0.01%
	Google Australia	2	0.00%
	Google UK	2	0.00%
■ 216.	can	56	0.06%
	Google	41	0.04%
	Google UK	5	0.01%
	Yahoo	4	0.00%
	Google Australia	3	0.00%
	Google Canada	2	0.00%
	MSN	1	0.00%
■ 217.	method	56	0.06%
	Google	36	0.04%
	Yahoo	5	0.01%
	Google France	5	0.01%
	Google Australia	4	0.00%
	Google Canada	2	0.00%
	Yahoo India	1	0.00%
	Google Japan	1	0.00%
	Google Germany	1	0.00%
	MSN	1	0.00%
■ 218.	ecology	55	0.06%
	Google	46	0.05%
	MSN	3	0.00%
	Yahoo	2	0.00%
	Google UK	2	0.00%
	Google Australia	1	0.00%
	Google Germany	1	0.00%
■ 219.	support	55	0.06%
	Google	39	0.04%
	Yahoo	4	0.00%
	Google UK	3	0.00%
	Google Italy	2	0.00%
	Google Australia	2	0.00%
	Google Canada	2	0.00%
	Google Japan	1	0.00%
	MSN	1	0.00%
	Google Germany	1	0.00%
■ 220.	using	54	0.06%
	Google	39	0.04%
	Yahoo	6	0.01%

	Keywords Engines	Referrals	% Referrals
	Google UK	3	0.00%
	Google Canada	2	0.00%
	Google Australia	2	0.00%
	Yahoo UK & Ireland	1	0.00%
	AOL NetFind	1	0.00%
■ 221.	do	54	0.06%
	Google	37	0.04%
	Google UK	11	0.01%
	Google Australia	3	0.00%
	Yahoo	2	0.00%
	AOL NetFind	1	0.00%
■ 222.	indicators	54	0.06%
	Google	45	0.05%
	Yahoo	4	0.00%
	Google Australia	2	0.00%
	Google UK	1	0.00%
	Google Italy	1	0.00%
	Yahoo Spain	1	0.00%
■ 223.	michigan	54	0.06%
	Google	41	0.04%
	Yahoo	7	0.01%
	Google Australia	2	0.00%
	AOL NetFind	2	0.00%
	Google Canada	2	0.00%
■ 224.	disruptors	54	0.06%
	Google	40	0.04%
	MSN	4	0.00%
	Google France	3	0.00%
	Google Canada	2	0.00%
	Yahoo	2	0.00%
	Google UK	1	0.00%
	Google Italy	1	0.00%
	Google Germany	1	0.00%
■ 225.	based	53	0.06%
	Google	33	0.04%
	Yahoo	10	0.01%
	Google Canada	3	0.00%
	Google Australia	2	0.00%
	Google UK	2	0.00%
	Google France	1	0.00%

	Keywords Engines	Referrals	% Referrals
	Google Germany	1	0.00%
	Yahoo Canada	1	0.00%
■ 226.	urea	53	0.06%
	Google	52	0.06%
	Yahoo	1	0.00%
■ 227.	agricultural	53	0.06%
	Google	45	0.05%
	Google Canada	3	0.00%
	Yahoo	2	0.00%
	Google UK	1	0.00%
	Yahoo India	1	0.00%
	Google Austria	1	0.00%
■ 228.	impacts	53	0.06%
	Google	36	0.04%
	Google Canada	5	0.01%
	Google Australia	4	0.00%
	Google UK	4	0.00%
	MSN	2	0.00%
	Yahoo	2	0.00%
■ 229.	modified	53	0.06%
	Google	47	0.05%
	Google Canada	3	0.00%
	Google France	1	0.00%
	Google UK	1	0.00%
	Google Germany	1	0.00%
■ 230.	disorders	53	0.06%
	Google	41	0.04%
	Yahoo	6	0.01%
	Google UK	4	0.00%
	MSN	1	0.00%
	Yahoo Canada	1	0.00%
■ 231.	factors	53	0.06%
	Google	24	0.03%
	Yahoo	17	0.02%
	Google UK	4	0.00%
	Google Canada	3	0.00%
	AOL NetFind	1	0.00%
	Google France	1	0.00%
	Yahoo UK & Ireland	1	0.00%
	Yahoo Canada	1	0.00%

	Keywords Engines	Referrals	% Referrals
	MSN	1	0.00%
■ 232.	iron	53	0.06%
	Google	43	0.05%
	Yahoo	4	0.00%
	Yahoo Taiwan	1	0.00%
	Google France	1	0.00%
	Google Canada	1	0.00%
	Google Germany	1	0.00%
	Google Australia	1	0.00%
	AOL NetFind	1	0.00%
■ 233.	changes	52	0.06%
	Google	42	0.04%
	Google Canada	2	0.00%
	Yahoo	2	0.00%
	MSN	2	0.00%
	Google UK	2	0.00%
	Google Italy	1	0.00%
	Google Australia	1	0.00%
■ 234.	programs	52	0.06%
	Google	48	0.05%
	MSN	2	0.00%
	Yahoo	2	0.00%
■ 235.	projects	52	0.06%
	Google	36	0.04%
	Yahoo	6	0.01%
	Google Canada	3	0.00%
	MSN	2	0.00%
	Google Australia	2	0.00%
	AOL NetFind	1	0.00%
	Google Italy	1	0.00%
	Yahoo Canada	1	0.00%
■ 236.	report	52	0.06%
	Google	35	0.04%
	Yahoo	5	0.01%
	Google UK	3	0.00%
	MSN	3	0.00%
	Google Canada	3	0.00%
	Google France	2	0.00%
	Google Germany	1	0.00%
■ 237.	foods	52	0.06%

	Keywords Engines	Referrals	% Referrals
	Google	49	0.05%
	Google Canada	2	0.00%
	Yahoo	1	0.00%
■ 238.	india	52	0.06%
	Google	48	0.05%
	Google UK	2	0.00%
	Yahoo	1	0.00%
	Google Australia	1	0.00%
■ 239.	issues	52	0.06%
	Google	40	0.04%
	Google Canada	5	0.01%
	Yahoo	3	0.00%
	Google UK	2	0.00%
	MSN	1	0.00%
	Google Australia	1	0.00%
■ 240.	market	51	0.05%
	Google	23	0.02%
	Google UK	13	0.01%
	Google Canada	8	0.01%
	Yahoo	3	0.00%
	MSN	1	0.00%
	Google France	1	0.00%
	Yahoo Canada	1	0.00%
	Google Australia	1	0.00%
■ 241.	building	51	0.05%
	Google	37	0.04%
	Google France	9	0.01%
	Yahoo	3	0.00%
	Google Italy	1	0.00%
	Google Canada	1	0.00%
■ 242.	particles	51	0.05%
	Google	43	0.05%
	Yahoo	2	0.00%
	Google Germany	1	0.00%
	Google Italy	1	0.00%
	Google UK	1	0.00%
	Google Canada	1	0.00%
	Google Australia	1	0.00%
	MSN	1	0.00%
■ 243.	education	51	0.05%

	Keywords Engines	Referrals	% Referrals
	Google	23	0.02%
	Yahoo	22	0.02%
	MSN	2	0.00%
	Google UK	2	0.00%
	AOL NetFind	1	0.00%
	Google Canada	1	0.00%
■ 244.	remediation	51	0.05%
	Google	39	0.04%
	Google UK	3	0.00%
	Google Canada	3	0.00%
	Yahoo	3	0.00%
	MSN	1	0.00%
	Google France	1	0.00%
	Google Australia	1	0.00%
■ 245.	monitoring	50	0.05%
	Google	33	0.04%
	Yahoo	4	0.00%
	Google Canada	3	0.00%
	Google UK	2	0.00%
	MSN	2	0.00%
	Yahoo UK & Ireland	1	0.00%
	Google Germany	1	0.00%
	Google Australia	1	0.00%
	Google Italy	1	0.00%
	Google Japan	1	0.00%
■ 246.	phytoremediation	50	0.05%
	Google	37	0.04%
	Google Canada	6	0.01%
	MSN	3	0.00%
	Yahoo	2	0.00%
	Google Italy	1	0.00%
	Google France	1	0.00%
■ 247.	mechanisms	50	0.05%
	Google	16	0.02%
	Google UK	12	0.01%
	Yahoo	10	0.01%
	Google Canada	7	0.01%
	Google Germany	2	0.00%
	Google France	1	0.00%
	MSN	1	0.00%

	Keywords Engines	Referrals	% Referrals
	Google Australia	1	0.00%
■ 248.	example	50	0.05%
	Google	34	0.04%
	Yahoo	5	0.01%
	Google UK	5	0.01%
	Google Australia	3	0.00%
	MSN	2	0.00%
	Google Germany	1	0.00%
■ 249.	theories	50	0.05%
	Yahoo	30	0.03%
	Google	11	0.01%
	Google UK	6	0.01%
	Google Canada	2	0.00%
	AOL NetFind	1	0.00%
■ 250.	state	50	0.05%
	Google	46	0.05%
	Google Canada	1	0.00%
	Yahoo	1	0.00%
	Google UK	1	0.00%
	MSN	1	0.00%
■ 251.	list	50	0.05%
	Google	34	0.04%
	Yahoo	6	0.01%
	Google UK	3	0.00%
	Google Canada	2	0.00%
	Google Australia	1	0.00%
	MSN	1	0.00%
	Google Japan	1	0.00%
	AltaVista	1	0.00%
	AOL NetFind	1	0.00%
■ 252.	review	49	0.05%
	Google	41	0.04%
	Yahoo	3	0.00%
	Google UK	1	0.00%
	Google Germany	1	0.00%
	Google France	1	0.00%
	MSN	1	0.00%
	Google Canada	1	0.00%
■ 253.	epa,	49	0.05%
	Google	43	0.05%

	Keywords Engines	Referrals	% Referrals
	Yahoo	3	0.00%
	All The Web	1	0.00%
	Google Japan	1	0.00%
	Google France	1	0.00%
■ 254.	consequences	49	0.05%
	Google	36	0.04%
	Google Australia	5	0.01%
	Google Canada	2	0.00%
	Google France	2	0.00%
	Google UK	2	0.00%
	Google Austria	1	0.00%
	MSN	1	0.00%
■ 255.	calendar	49	0.05%
	Google	44	0.05%
	Yahoo	3	0.00%
	AOL NetFind	1	0.00%
	Google Japan	1	0.00%
■ 256.	transport	49	0.05%
	Google	41	0.04%
	Google Canada	3	0.00%
	Yahoo	2	0.00%
	Google UK	1	0.00%
	Google Australia	1	0.00%
	Google France	1	0.00%
■ 257.	cell	48	0.05%
	Google	41	0.04%
	Yahoo	3	0.00%
	Google Japan	1	0.00%
	Google France	1	0.00%
	Google Italy	1	0.00%
	MSN	1	0.00%
■ 258.	california	48	0.05%
	Google	40	0.04%
	Yahoo	3	0.00%
	Yahoo Spain	2	0.00%
	AOL NetFind	1	0.00%
	Google Canada	1	0.00%
	Yahoo Japan	1	0.00%
■ 259.	data	48	0.05%
	Google	37	0.04%

	Keywords Engines	Referrals	% Referrals
	Yahoo	3	0.00%
	Google Canada	3	0.00%
	Google UK	2	0.00%
	Google Japan	1	0.00%
	MSN	1	0.00%
	Google Australia	1	0.00%
■ 260.	economic	47	0.05%
	Google	35	0.04%
	Google Australia	4	0.00%
	Yahoo	4	0.00%
	Google UK	2	0.00%
	Google France	1	0.00%
	MSN	1	0.00%
■ 261.	format	47	0.05%
	Google	43	0.05%
	Google UK	2	0.00%
	AOL NetFind	1	0.00%
	Yahoo	1	0.00%
■ 262.	questions	46	0.05%
	Google	32	0.03%
	Yahoo	5	0.01%
	Google UK	3	0.00%
	Google Australia	2	0.00%
	MSN	2	0.00%
	Google Canada	2	0.00%
■ 263.	plan	46	0.05%
	Google	37	0.04%
	Google Canada	2	0.00%
	Google Australia	2	0.00%
	Google UK	2	0.00%
	Yahoo	2	0.00%
	MSN	1	0.00%
■ 264.	2007	46	0.05%
	Google	33	0.04%
	Google Canada	8	0.01%
	Google Italy	1	0.00%
	Yahoo Taiwan	1	0.00%
	Yahoo	1	0.00%
	Google UK	1	0.00%
	Google France	1	0.00%

	Keywords Engines	Referrals	% Referrals
■ 265.	approach	46	0.05%
	Google	32	0.03%
	Google Australia	5	0.01%
	MSN	3	0.00%
	Google UK	3	0.00%
	Google France	2	0.00%
	Google Canada	1	0.00%
■ 266.	conferences	46	0.05%
	Google	36	0.04%
	Google Canada	5	0.01%
	Google Italy	2	0.00%
	Google UK	1	0.00%
	Google France	1	0.00%
	MSN	1	0.00%
■ 267.	clayton	46	0.05%
	Google	44	0.05%
	AOL NetFind	1	0.00%
	Google Germany	1	0.00%
■ 268.	topics	46	0.05%
	Google	28	0.03%
	Yahoo	9	0.01%
	Google Canada	3	0.00%
	MSN	3	0.00%
	Google UK	2	0.00%
	Google Australia	1	0.00%
■ 269.	case	46	0.05%
	Google	39	0.04%
	Yahoo	5	0.01%
	Google UK	1	0.00%
	Google Australia	1	0.00%
■ 270.	toxicology	45	0.05%
	Google	37	0.04%
	Yahoo	5	0.01%
	Google Italy	1	0.00%
	Google Canada	1	0.00%
	Google France	1	0.00%
■ 271.	bacteria	45	0.05%
	Google	39	0.04%
	Google UK	2	0.00%
	Yahoo	2	0.00%

	Keywords Engines	Referrals	% Referrals
	MSN	1	0.00%
	Google Canada	1	0.00%
■ 272.	clean	45	0.05%
	Google	40	0.04%
	Google Canada	4	0.00%
	Google UK	1	0.00%
■ 273.	presentations	44	0.05%
	Google	35	0.04%
	Google UK	4	0.00%
	Google Canada	2	0.00%
	Yahoo	1	0.00%
	Yahoo India	1	0.00%
	MSN	1	0.00%
■ 274.	wetlands	44	0.05%
	Google	37	0.04%
	Google Australia	3	0.00%
	Google Canada	2	0.00%
	Yahoo	2	0.00%
■ 275.	aquatic	44	0.05%
	Google	29	0.03%
	Google Australia	5	0.01%
	Yahoo	4	0.00%
	Yahoo Spain	2	0.00%
	Google Canada	2	0.00%
	Google Germany	1	0.00%
	Google France	1	0.00%
■ 276.	current	44	0.05%
	Google	35	0.04%
	Yahoo	3	0.00%
	Google Australia	2	0.00%
	MSN	1	0.00%
	Google Canada	1	0.00%
	Google Austria	1	0.00%
	AOL NetFind	1	0.00%
■ 277.	workshops	43	0.05%
	Google	28	0.03%
	Yahoo	6	0.01%
	Google Australia	3	0.00%
	Google UK	2	0.00%
	Google Canada	2	0.00%

	Keywords Engines	Referrals	% Referrals
	Google France	1	0.00%
	Google Italy	1	0.00%
■ 278.	be	43	0.05%
	Google	28	0.03%
	Yahoo	8	0.01%
	Google Japan	2	0.00%
	MSN	2	0.00%
	Google Australia	1	0.00%
	Google Canada	1	0.00%
	Google UK	1	0.00%
■ 279.	you	43	0.05%
	Google	39	0.04%
	Yahoo	2	0.00%
	Google UK	2	0.00%
■ 280.	sinai	43	0.05%
	Google	34	0.04%
	AOL NetFind	4	0.00%
	Yahoo	2	0.00%
	Google Japan	2	0.00%
	Google France	1	0.00%
■ 281.	methods	43	0.05%
	Google	27	0.03%
	Yahoo	10	0.01%
	Google UK	2	0.00%
	AOL NetFind	1	0.00%
	Google Japan	1	0.00%
	Yahoo UK & Ireland	1	0.00%
	Yahoo Spain	1	0.00%
■ 282.	office	42	0.04%
	Google	30	0.03%
	Yahoo	10	0.01%
	Google UK	1	0.00%
	Google Canada	1	0.00%
■ 283.	used	42	0.04%
	Google	29	0.03%
	Yahoo	5	0.01%
	Google Australia	2	0.00%
	MSN	2	0.00%
	Google Canada	2	0.00%
	Google Japan	1	0.00%

	Keywords Engines	Referrals	% Referrals
	Google UK	1	0.00%
■ 284.	benefits	42	0.04%
	Google	29	0.03%
	Google UK	4	0.00%
	Google Canada	2	0.00%
	Yahoo	2	0.00%
	Google Australia	2	0.00%
	CNET Search.com	1	0.00%
	Yahoo UK & Ireland	1	0.00%
	MSN	1	0.00%
■ 285.	engineered	42	0.04%
	Google	38	0.04%
	Yahoo	2	0.00%
	Google Canada	1	0.00%
	Google Australia	1	0.00%
■ 286.	usa	41	0.04%
	Google	30	0.03%
	Google UK	5	0.01%
	Google France	2	0.00%
	Yahoo	2	0.00%
	MSN	1	0.00%
	Google Japan	1	0.00%
■ 287.	why	41	0.04%
	Google	30	0.03%
	Google Australia	4	0.00%
	Google UK	2	0.00%
	MSN	2	0.00%
	Yahoo	2	0.00%
	Yahoo Singapore	1	0.00%
■ 288.	uv	41	0.04%
	Google	33	0.04%
	Google Canada	4	0.00%
	Google UK	2	0.00%
	Google Germany	1	0.00%
	MSN	1	0.00%
■ 289.	outcome	41	0.04%
	Google	35	0.04%
	Google Canada	2	0.00%
	Yahoo	2	0.00%
	Google UK	1	0.00%

	Keywords Engines	Referrals	% Referrals
	Google Australia	1	0.00%
■ 290.	opportunity	41	0.04%
	Google	34	0.04%
	Yahoo	4	0.00%
	Google UK	2	0.00%
	Google Japan	1	0.00%
■ 291.	high	41	0.04%
	Google	24	0.03%
	Google Canada	7	0.01%
	Yahoo	4	0.00%
	Google UK	2	0.00%
	Google Australia	2	0.00%
	Google Japan	1	0.00%
	Google Germany	1	0.00%
■ 292.	economics	41	0.04%
	Google	20	0.02%
	Yahoo	9	0.01%
	Yahoo Spain	5	0.01%
	Google France	2	0.00%
	Google UK	2	0.00%
	Google Canada	2	0.00%
	MSN	1	0.00%
■ 293.	toxicity	41	0.04%
	Google	28	0.03%
	Yahoo	5	0.01%
	Google France	3	0.00%
	Google UK	1	0.00%
	AOL NetFind	1	0.00%
	MSN	1	0.00%
	Google Australia	1	0.00%
	Google Japan	1	0.00%
■ 294.	enhancing	40	0.04%
	Google	37	0.04%
	Yahoo	2	0.00%
	Google UK	1	0.00%
■ 295.	agriculture	40	0.04%
	Google	31	0.03%
	Google Canada	3	0.00%
	Yahoo	2	0.00%
	Google Germany	1	0.00%

	Keywords Engines	Referrals	% Referrals
	MSN	1	0.00%
	Google Japan	1	0.00%
	Google UK	1	0.00%
■ 296.	toxic	40	0.04%
	Google	25	0.03%
	Google Canada	7	0.01%
	Yahoo	5	0.01%
	Google Australia	2	0.00%
	MSN	1	0.00%
■ 297.	video	40	0.04%
	Google	33	0.04%
	Yahoo	2	0.00%
	Google UK	1	0.00%
	Google Germany	1	0.00%
	Google France	1	0.00%
	AltaVista	1	0.00%
	Google Canada	1	0.00%
■ 298.	measurement	40	0.04%
	Google	35	0.04%
	Google UK	3	0.00%
	Google Canada	1	0.00%
	Google Austria	1	0.00%
■ 299.	does	40	0.04%
	Google	29	0.03%
	Yahoo	4	0.00%
	Google UK	3	0.00%
	MSN	2	0.00%
	Google Australia	1	0.00%
	Google Canada	1	0.00%
■ 300.	membrane	40	0.04%
	Google	19	0.02%
	Yahoo	12	0.01%
	Google France	2	0.00%
	Google Germany	2	0.00%
	Yahoo India	1	0.00%
	Google Austria	1	0.00%
	Yahoo Singapore	1	0.00%
	Google Italy	1	0.00%
	Google Canada	1	0.00%
■ 301.	recent	40	0.04%

	Keywords Engines	Referrals	% Referrals
	Google UK	28	0.03%
	Google	10	0.01%
	Google Canada	1	0.00%
	AOL NetFind	1	0.00%
■ 302.	response	40	0.04%
	Google	33	0.04%
	Google UK	4	0.00%
	Yahoo	2	0.00%
	MSN	1	0.00%
■ 303.	form	40	0.04%
	Google	27	0.03%
	Google Canada	4	0.00%
	Yahoo	3	0.00%
	MSN	2	0.00%
	Google UK	2	0.00%
	Yahoo India	1	0.00%
	Google Italy	1	0.00%
■ 304.	cancer	39	0.04%
	Google	22	0.02%
	Yahoo	8	0.01%
	MSN	2	0.00%
	Google Canada	1	0.00%
	Google Australia	1	0.00%
	Yahoo Canada	1	0.00%
	Yahoo Taiwan	1	0.00%
	Google Japan	1	0.00%
	Google Germany	1	0.00%
	Google UK	1	0.00%
■ 305.	dr.	39	0.04%
	Google	30	0.03%
	Yahoo	4	0.00%
	Google Canada	3	0.00%
	Google Japan	1	0.00%
	Google UK	1	0.00%
■ 306.	oil	39	0.04%
	Google	22	0.02%
	Yahoo	5	0.01%
	Google Canada	4	0.00%
	Google Germany	3	0.00%
	Google Australia	2	0.00%

	Keywords Engines	Referrals	% Referrals
	Google UK	1	0.00%
	Google Austria	1	0.00%
	Google Italy	1	0.00%
■ 307.	interdisciplinary	39	0.04%
	Google	30	0.03%
	Google Australia	4	0.00%
	Google UK	3	0.00%
	Google Canada	2	0.00%
■ 308.	life	39	0.04%
	Google	29	0.03%
	Google Canada	3	0.00%
	Google UK	2	0.00%
	Yahoo	2	0.00%
	Google Italy	1	0.00%
	Yahoo Taiwan	1	0.00%
	Google Germany	1	0.00%
■ 309.	april	39	0.04%
	Google	33	0.04%
	Yahoo	3	0.00%
	MSN	2	0.00%
	Google Canada	1	0.00%
■ 310.	hall	39	0.04%
	Google	39	0.04%
■ 311.	tio2	39	0.04%
	Google	26	0.03%
	Google UK	6	0.01%
	Google France	4	0.00%
	Google Italy	1	0.00%
	Yahoo	1	0.00%
	Google Australia	1	0.00%
■ 312.	approaches	38	0.04%
	Google	30	0.03%
	MSN	5	0.01%
	Yahoo	2	0.00%
	Google Canada	1	0.00%
■ 313.	developing	38	0.04%
	Google	29	0.03%
	Yahoo	6	0.01%
	MSN	1	0.00%
	Google Australia	1	0.00%

	Keywords Engines	Referrals	% Referrals
	Google UK	1	0.00%
■ 314.	watershed	38	0.04%
	Google	36	0.04%
	Google Canada	1	0.00%
	Yahoo	1	0.00%
■ 315.	424	38	0.04%
	Google	37	0.04%
	MSN	1	0.00%
■ 316.	unused	38	0.04%
	Yahoo	34	0.04%
	Google	3	0.00%
	AOL NetFind	1	0.00%
■ 317.	greater	38	0.04%
	Google	33	0.04%
	Yahoo	3	0.00%
	MSN	2	0.00%
■ 318.	engineering	38	0.04%
	Google	28	0.03%
	Yahoo	2	0.00%
	Google Canada	2	0.00%
	Google UK	2	0.00%
	MSN	2	0.00%
	Google France	1	0.00%
	AOL NetFind	1	0.00%
■ 319.	policy	37	0.04%
	Google	32	0.03%
	Google UK	3	0.00%
	Google Canada	2	0.00%
■ 320.	fiber	37	0.04%
	Google	21	0.02%
	Google Canada	4	0.00%
	Google Germany	4	0.00%
	Google Australia	2	0.00%
	Google France	2	0.00%
	Google Italy	1	0.00%
	Google UK	1	0.00%
	Yahoo Mexico	1	0.00%
	MSN	1	0.00%
■ 321.	coral	37	0.04%
	Google	25	0.03%

	Keywords Engines	Referrals	% Referrals
	Google UK	7	0.01%
	MSN	2	0.00%
	Yahoo Spain	1	0.00%
	Yahoo	1	0.00%
	Google Germany	1	0.00%
■ 322.	affect	37	0.04%
	Google	24	0.03%
	Yahoo	6	0.01%
	Google UK	3	0.00%
	Google Canada	2	0.00%
	Google Australia	1	0.00%
	MSN	1	0.00%
■ 323.	coating	37	0.04%
	Google	32	0.03%
	Google UK	3	0.00%
	Yahoo	1	0.00%
	Google Canada	1	0.00%
■ 324.	pm	37	0.04%
	Google	24	0.03%
	MSN	5	0.01%
	Google Canada	3	0.00%
	Yahoo	2	0.00%
	Google Italy	2	0.00%
	Google UK	1	0.00%
■ 325.	summer	37	0.04%
	Google	36	0.04%
	Google UK	1	0.00%
■ 326.	southwest	37	0.04%
	Google	33	0.04%
	Yahoo	3	0.00%
	Google Canada	1	0.00%
■ 327.	particle	37	0.04%
	Google	23	0.02%
	Yahoo	6	0.01%
	Google Canada	3	0.00%
	Google Australia	2	0.00%
	Google UK	2	0.00%
	Google Germany	1	0.00%
■ 328.	between	36	0.04%
	Google	24	0.03%

	Keywords Engines	Referrals	% Referrals
	Yahoo	6	0.01%
	Google Canada	2	0.00%
	Google UK	2	0.00%
	Google Australia	2	0.00%
■ 329.	biological	36	0.04%
	Google	31	0.03%
	Yahoo	3	0.00%
	Google UK	1	0.00%
	Google Canada	1	0.00%
■ 330.	pipeline	36	0.04%
	Google	26	0.03%
	Google Canada	3	0.00%
	Google Germany	3	0.00%
	Yahoo	2	0.00%
	Google France	1	0.00%
	Google UK	1	0.00%
■ 331.	meeting	36	0.04%
	Google	31	0.03%
	Yahoo	2	0.00%
	Google UK	1	0.00%
	Google Italy	1	0.00%
	MSN	1	0.00%
■ 332.	chemistry	36	0.04%
	Google	32	0.03%
	Yahoo	2	0.00%
	Google UK	1	0.00%
	Google Canada	1	0.00%
■ 333.	medications	36	0.04%
	Yahoo	34	0.04%
	Google	2	0.00%
■ 334.	city	36	0.04%
	Google	29	0.03%
	Yahoo	3	0.00%
	Google Canada	2	0.00%
	Google UK	1	0.00%
	MSN	1	0.00%
■ 335.	animal	36	0.04%
	Google	31	0.03%
	Google UK	2	0.00%
	Yahoo	1	0.00%

	Keywords Engines	Referrals	% Referrals
	Google Australia	1	0.00%
	Google Canada	1	0.00%
■ 336.	urban	35	0.04%
	Google	20	0.02%
	Yahoo France	12	0.01%
	Google UK	2	0.00%
	AOL NetFind	1	0.00%
■ 337.	scholarship	35	0.04%
	Google	30	0.03%
	Yahoo	2	0.00%
	Google Australia	2	0.00%
	Google Germany	1	0.00%
■ 338.	examples	35	0.04%
	Google	27	0.03%
	Yahoo	5	0.01%
	Google Canada	1	0.00%
	AOL NetFind	1	0.00%
	Google UK	1	0.00%
■ 339.	sf	35	0.04%
	Google	32	0.03%
	Yahoo	2	0.00%
	MSN	1	0.00%
■ 340.	gro	35	0.04%
	Google	32	0.03%
	MSN	1	0.00%
	Google UK	1	0.00%
	Google Germany	1	0.00%
■ 341.	pictures	35	0.04%
	Google	22	0.02%
	MSN	8	0.01%
	Yahoo	2	0.00%
	Google Australia	1	0.00%
	AOL NetFind	1	0.00%
	Google Canada	1	0.00%
■ 342.	government	35	0.04%
	Google	27	0.03%
	Yahoo	4	0.00%
	Google UK	3	0.00%
	MSN	1	0.00%
■ 343.	school	35	0.04%

	Keywords Engines	Referrals	% Referrals
	Google	29	0.03%
	Yahoo	5	0.01%
	Google UK	1	0.00%
■ 344.	march	35	0.04%
	Google	32	0.03%
	Google Canada	2	0.00%
	Yahoo	1	0.00%
■ 345.	delaware	35	0.04%
	Google	34	0.04%
	Yahoo	1	0.00%
■ 346.	which	35	0.04%
	Google	27	0.03%
	Google UK	4	0.00%
	Google Canada	2	0.00%
	Google Australia	1	0.00%
	MSN	1	0.00%
■ 347.	have	34	0.04%
	Google	21	0.02%
	Yahoo	6	0.01%
	Google UK	3	0.00%
	Google Canada	2	0.00%
	Google Australia	1	0.00%
	MSN	1	0.00%
■ 348.	purification	34	0.04%
	Google	26	0.03%
	Google UK	4	0.00%
	Google Germany	1	0.00%
	Google Australia	1	0.00%
	Google Canada	1	0.00%
	Google France	1	0.00%
■ 349.	reduction	34	0.04%
	Google	30	0.03%
	Google Germany	1	0.00%
	Google Australia	1	0.00%
	Google Canada	1	0.00%
	Yahoo	1	0.00%
■ 350.	biomarkers	34	0.04%
	Google	23	0.02%
	Google Italy	3	0.00%
	Google Canada	3	0.00%

	Keywords Engines	Referrals	% Referrals
	Google UK	1	0.00%
	Yahoo	1	0.00%
	Yahoo India	1	0.00%
	Yahoo UK & Ireland	1	0.00%
	Google Germany	1	0.00%
■ 351.	work	34	0.04%
	Google	12	0.01%
	Yahoo	11	0.01%
	MSN	5	0.01%
	Google UK	4	0.00%
	Google Australia	1	0.00%
	AOL NetFind	1	0.00%
■ 352.	algal	34	0.04%
	Google	28	0.03%
	Google UK	3	0.00%
	Google Australia	2	0.00%
	Google Canada	1	0.00%
■ 353.	returned	34	0.04%
	Yahoo	34	0.04%
■ 354.	infectious	34	0.04%
	Google	27	0.03%
	Google UK	3	0.00%
	Yahoo	2	0.00%
	MSN	1	0.00%
	Google Japan	1	0.00%
■ 355.	level	34	0.04%
	Google	30	0.03%
	Google Australia	2	0.00%
	Yahoo	1	0.00%
	MSN	1	0.00%
■ 356.	properties	34	0.04%
	Google	26	0.03%
	Yahoo	4	0.00%
	Google Canada	2	0.00%
	AltaVista	1	0.00%
	Google Australia	1	0.00%
■ 357.	levels	34	0.04%
	Google	22	0.02%
	Yahoo	5	0.01%
	Google UK	4	0.00%

	Keywords Engines	Referrals	% Referrals
	Google Italy	1	0.00%
	MSN	1	0.00%
	Google Canada	1	0.00%
■ 358.	stress	34	0.04%
	Google	29	0.03%
	Yahoo	2	0.00%
	Google Italy	1	0.00%
	Google Germany	1	0.00%
	Google UK	1	0.00%
■ 359.	budget	34	0.04%
	Google	25	0.03%
	Yahoo	4	0.00%
	MSN	2	0.00%
	Google Canada	1	0.00%
	Google Australia	1	0.00%
	Google UK	1	0.00%
■ 360.	statistics	34	0.04%
	Google	28	0.03%
	Yahoo	2	0.00%
	Google Japan	1	0.00%
	Google Germany	1	0.00%
	Google UK	1	0.00%
	Google Canada	1	0.00%
■ 361.	standards	33	0.04%
	Google	21	0.02%
	Yahoo	8	0.01%
	Google UK	3	0.00%
	Google Australia	1	0.00%
■ 362.	region	33	0.04%
	Google	27	0.03%
	Yahoo	4	0.00%
	MSN	1	0.00%
	AOL NetFind	1	0.00%
■ 363.	scientific	33	0.04%
	Google	28	0.03%
	Google UK	2	0.00%
	AOL NetFind	1	0.00%
	Yahoo	1	0.00%
	MSN	1	0.00%
■ 364.	innovative	33	0.04%

	Keywords Engines	Referrals	% Referrals
	Google	31	0.03%
	Google Canada	1	0.00%
	Yahoo	1	0.00%
■ 365.	parking	33	0.04%
	Google	32	0.03%
	AOL NetFind	1	0.00%
■ 366.	mwcnt	33	0.04%
	Google France	33	0.04%
■ 367.	stabiliser	33	0.04%
	Google France	33	0.04%
■ 368.	pvp	33	0.04%
	Google France	33	0.04%
■ 369.	estrogen	33	0.04%
	Google	26	0.03%
	Google Canada	4	0.00%
	Google UK	2	0.00%
	Google Italy	1	0.00%
■ 370.	diseases	32	0.03%
	Google	25	0.03%
	Google UK	4	0.00%
	MSN	2	0.00%
	Yahoo	1	0.00%
■ 371.	de	32	0.03%
	Google	30	0.03%
	AOL NetFind	1	0.00%
	Google France	1	0.00%
■ 372.	usda	32	0.03%
	Google	31	0.03%
	Google Canada	1	0.00%
■ 373.	problems	32	0.03%
	Google	22	0.02%
	Google Australia	3	0.00%
	Yahoo	2	0.00%
	Google UK	2	0.00%
	Google Canada	1	0.00%
	Google Austria	1	0.00%
	MSN	1	0.00%
■ 374.	journal	32	0.03%
	Google	19	0.02%
	Yahoo	6	0.01%

	Keywords Engines	Referrals	% Referrals
	Google UK	2	0.00%
	AOL NetFind	2	0.00%
	Google France	1	0.00%
	Google Australia	1	0.00%
	Google Germany	1	0.00%
■ 375.	smart	32	0.03%
	Google	30	0.03%
	Yahoo	2	0.00%
■ 376.	test	32	0.03%
	Google	20	0.02%
	Yahoo	8	0.01%
	Google Canada	1	0.00%
	Google Japan	1	0.00%
	MSN	1	0.00%
	Google Germany	1	0.00%
■ 377.	childrens	32	0.03%
	Google	13	0.01%
	Yahoo	7	0.01%
	MSN	5	0.01%
	AOL NetFind	3	0.00%
	Yahoo UK & Ireland	2	0.00%
	Google UK	1	0.00%
	Google Canada	1	0.00%
■ 378.	synthesis	31	0.03%
	Google	26	0.03%
	Yahoo	4	0.00%
	Google UK	1	0.00%
■ 379.	berkeley	31	0.03%
	Google	29	0.03%
	Google France	1	0.00%
	Yahoo	1	0.00%
■ 380.	stressors	31	0.03%
	Google	21	0.02%
	Google UK	6	0.01%
	Yahoo	3	0.00%
	AOL NetFind	1	0.00%
■ 381.	pollutants	31	0.03%
	Google	20	0.02%
	Yahoo	7	0.01%
	AltaVista	2	0.00%

	Keywords Engines	Referrals	% Referrals
	Google UK	1	0.00%
	MSN	1	0.00%
■ 382.	secondary	30	0.03%
	Google	22	0.02%
	Google UK	3	0.00%
	Yahoo	2	0.00%
	Google Canada	2	0.00%
	Google Australia	1	0.00%
■ 383.	related	30	0.03%
	Google	21	0.02%
	Google Canada	5	0.01%
	Yahoo	4	0.00%
■ 384.	fate	30	0.03%
	Google	24	0.03%
	Google Canada	4	0.00%
	Yahoo Canada	1	0.00%
	Yahoo India	1	0.00%
■ 385.	hormones	30	0.03%
	Google	24	0.03%
	Yahoo	4	0.00%
	MSN	1	0.00%
	Google UK	1	0.00%
■ 386.	forms	29	0.03%
	Google	19	0.02%
	Yahoo	4	0.00%
	Google UK	2	0.00%
	AOL NetFind	1	0.00%
	MSN	1	0.00%
	Netscape	1	0.00%
	Google Canada	1	0.00%
■ 387.	proposals	29	0.03%
	MSN	11	0.01%
	Google	11	0.01%
	Yahoo	7	0.01%
■ 388.	surface	29	0.03%
	Google	23	0.02%
	Yahoo	2	0.00%
	Google France	1	0.00%
	MSN	1	0.00%
	Google Canada	1	0.00%

	Keywords Engines	Referrals	% Referrals
	Google UK	1	0.00%
■ 389.	ii	29	0.03%
	Google	23	0.02%
	Yahoo	4	0.00%
	AOL NetFind	1	0.00%
	MSN	1	0.00%
■ 390.	gov	29	0.03%
	Google	18	0.02%
	Yahoo	9	0.01%
	Google Italy	1	0.00%
	Google Canada	1	0.00%
■ 391.	smoke	29	0.03%
	Google	18	0.02%
	Google Canada	4	0.00%
	Yahoo	3	0.00%
	Google UK	1	0.00%
	AOL NetFind	1	0.00%
	Yahoo Spain	1	0.00%
	Yahoo Japan	1	0.00%
■ 392.	security	29	0.03%
	Google	25	0.03%
	Google Germany	1	0.00%
	MSN	1	0.00%
	Yahoo	1	0.00%
	AOL NetFind	1	0.00%
■ 393.	markers	29	0.03%
	Google	28	0.03%
	Google Italy	1	0.00%
■ 394.	agencies	29	0.03%
	Google	20	0.02%
	Yahoo	6	0.01%
	MSN	2	0.00%
	Google Canada	1	0.00%
■ 395.	harvard	28	0.03%
	Google	21	0.02%
	Google Japan	1	0.00%
	Yahoo	1	0.00%
	Google Italy	1	0.00%
	Google Germany	1	0.00%
	Yahoo UK & Ireland	1	0.00%

	Keywords Engines	Referrals	% Referrals
	Google Canada	1	0.00%
	Google Australia	1	0.00%
■ 396.	buildings	28	0.03%
	Google	27	0.03%
	Google UK	1	0.00%
■ 397.	john	28	0.03%
	Google	21	0.02%
	Google UK	4	0.00%
	Yahoo Spain	2	0.00%
	Google Canada	1	0.00%
■ 398.	florida	27	0.03%
	Google	20	0.02%
	Yahoo	4	0.00%
	Google Italy	1	0.00%
	Google Germany	1	0.00%
	MSN	1	0.00%
■ 399.	plating	27	0.03%
	Google	19	0.02%
	Yahoo	6	0.01%
	Google Japan	1	0.00%
	AltaVista	1	0.00%
■ 400.	may	27	0.03%
	Google	19	0.02%
	Google UK	3	0.00%
	Google Australia	2	0.00%
	Google Canada	2	0.00%
	MSN	1	0.00%
	Other	31,721	33.99%
	Total	93,335	100.00%

items 1-400 of 400

Search Keywords - Help Card



Column Definitions

Keywords

The specific keywords being analyzed. To see the entire search strings entered by visitors, see the Search Phrases page.

Engines

The specific search engine being analyzed in conjunction with the keyword in the adjacent column.

Referrals

The number of hits from visitors referred to your site with the specified keywords.

% Percentage of referred visitors who used the specified search engine and keyword.



Report Descriptions

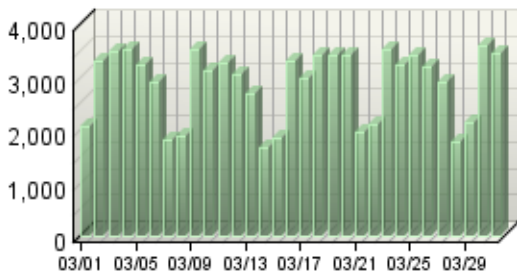
At the most basic level, this section tells you which search keywords are being used most frequently to find your site. You also may find that some search engines are referring visitors to your site with the keywords you expect and that other search engines are not.

Visitors Dashboard

This displays key graphs and tables that provide an overview of the Visitors chapter. When viewing through the on-demand interface, you can click on the title of a graph or table to navigate to the corresponding page.

Active Visits Trend

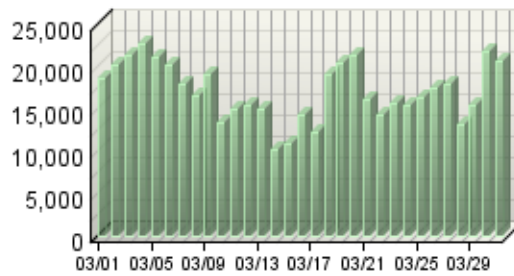
Active Visits



Active Visits

Visitor Minutes Trend

Visitor Minutes



Visitor Minutes

Visitor Summary

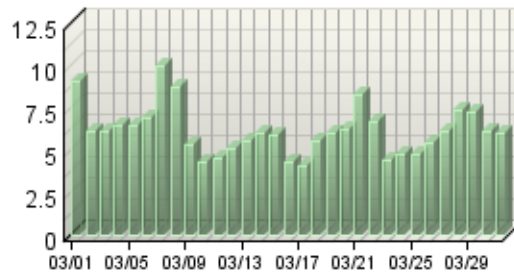
Visitors	55,534
Visitors Who Visited Once	48,810
Visitors Who Visited More Than Once	6,724
Average Visits per Visitor	1.6

Visit Summary

Visits	89,050
Average per Day	2,872
Average Visit Duration	00:20:27
Median Visit Duration	00:02:35
International Visits	26.57%
Visits of Unknown Origin	0.00%
Visits from Your Country: United States (US)	73.43%

Average Length of Visit Trend

Average Visit Duration



Average Visit Duration

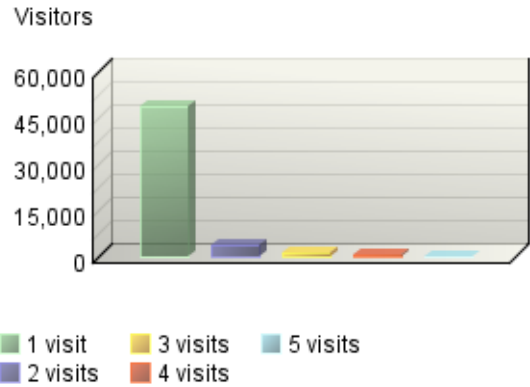
New Visitors Trend



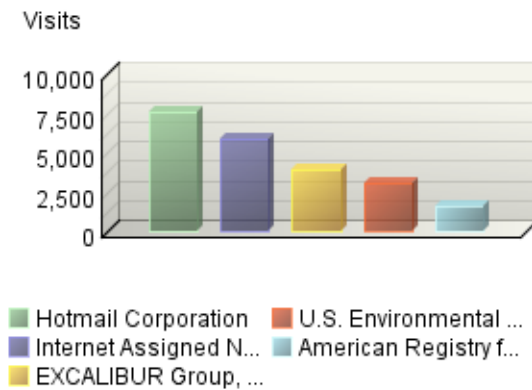
Authenticated Usernames by Visits

No data is available for this graph.

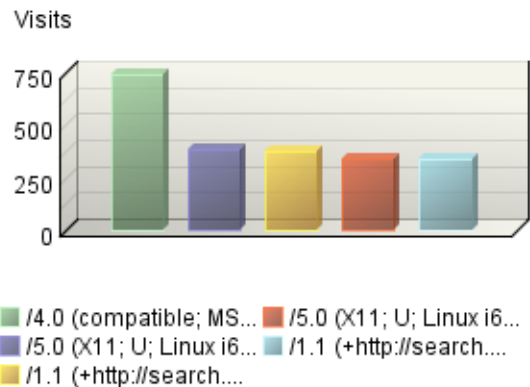
Visitors by Number of Visits



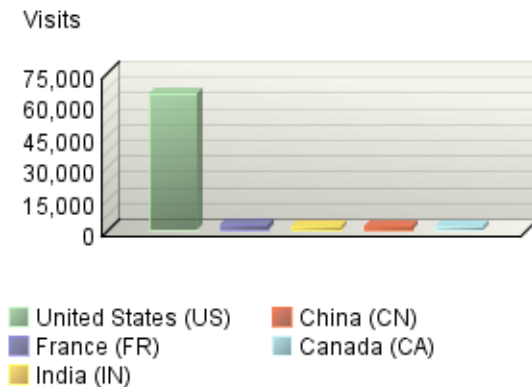
Organizations by Visits



Top Visitors by Visits



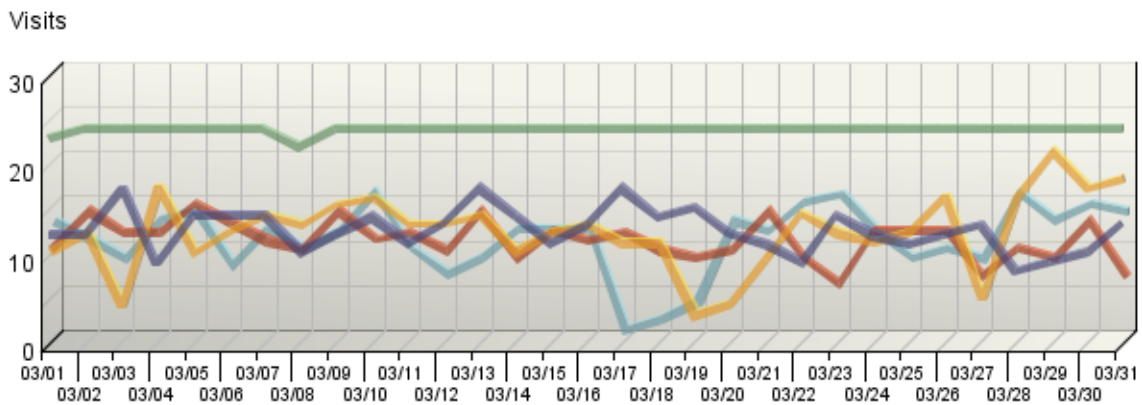
Countries by Visits



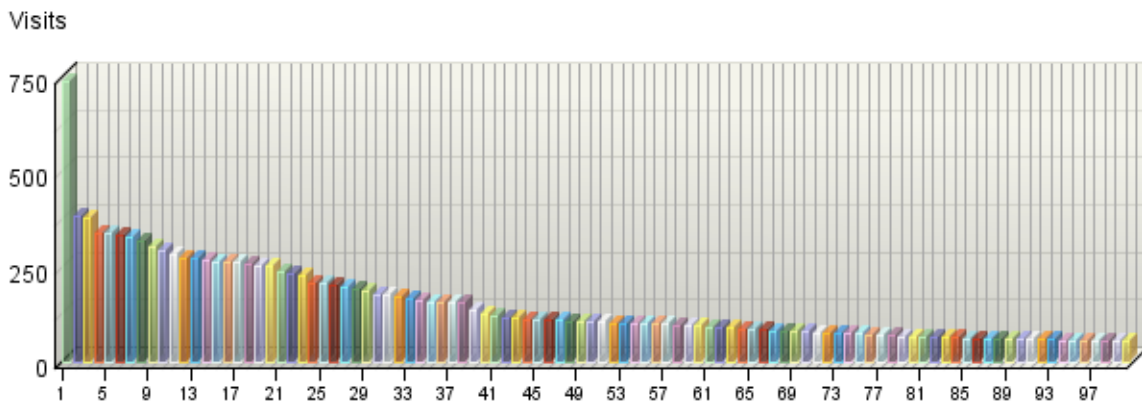
Top Visitors

This report identifies the IP address, domain name, or cookie of each visitor, and identifies the visitor's activity level on the site. If you use cookies to track visits, WebTrends can differentiate between hits from different visitors with the same IP address.

Top Visitors by Visits Trend



Top Visitors by Visits



Top Visitors

	Visitor	Visits	% Visits	Hits
■ 1.	74.8.112.99_Mozilla/4.0 (compatible; MSIE 4.01; Windows NT; MS Search 5.0 Robot)	741	0.83%	742

	Visitor	Visits	% Visits	Hits
2.	crawler6132.ask.com_Mozilla/5.0 (X11; U; Linux i686; en-US; rv:1.9a1) Gecko/20070308 Minefield/3.0a1	387	0.43%	743
3.	65.55.25.153_msnbot/1.1 (+http://search.msn.com/msnbot.htm)	378	0.42%	2,706
4.	ip-78-137-163-133.dedi.digiweb.ie_Mozilla/5.0 (X11; U; Linux i686; en-US; rv:1.9a1) Gecko/20070308 Minefield/3.0a1	342	0.38%	631
5.	65.55.232.34_msnbot/1.1 (+http://search.msn.com/msnbot.htm)	341	0.38%	1,234
6.	crawl05.exabot.com_Mozilla/5.0 (compatible; Exabot/3.0; +http://www.exabot.com/go/robot)	336	0.38%	536
7.	crawl2.nat.svl.searchme.com_Mozilla/5.0 (compatible; Charlotte/1.1; http://www.searchme.com/support/)	327	0.37%	2,165
8.	crawl1.nat.svl.searchme.com_Mozilla/5.0 (compatible; Charlotte/1.1; http://www.searchme.com/support/)	319	0.36%	2,976
9.	crawler5205.ask.com_Mozilla/5.0 (compatible; Ask Jeeves/Teoma; +http://about.ask.com/en/docs/about/webmasters.shtml)	302	0.34%	512
10.	msnbot-65-55-105-241.search.msn.com_msnbot/1.1 (+http://search.msn.com/msnbot.htm)	296	0.33%	866
11.	msnbot-65-55-105-236.search.msn.com_msnbot/1.1 (+http://search.msn.com/msnbot.htm)	283	0.32%	719
12.	msnbot-65-55-105-230.search.msn.com_msnbot/1.1 (+http://search.msn.com/msnbot.htm)	274	0.31%	838
13.	msnbot-65-55-105-238.search.msn.com_msnbot/1.1 (+http://search.msn.com/msnbot.htm)	273	0.31%	739
14.	msnbot-65-55-105-235.search.msn.com_msnbot/1.1 (+http://search.msn.com/msnbot.htm)	267	0.30%	669
15.	msnbot-65-55-105-240.search.msn.com_msnbot/1.1 (+http://search.msn.com/msnbot.htm)	263	0.30%	706
16.	msnbot-65-55-105-231.search.msn.com_msnbot/1.1 (+http://search.msn.com/msnbot.htm)	261	0.29%	739
17.	msnbot-65-55-105-237.search.msn.com_msnbot/1.1 (+http://search.msn.com/msnbot.htm)	261	0.29%	804
18.	msnbot-65-55-105-234.search.msn.com_msnbot/1.1 (+http://search.msn.com/msnbot.htm)	256	0.29%	758
19.	msnbot-65-55-105-232.search.msn.com_msnbot/1.1 (+http://search.msn.com/msnbot.htm)	253	0.28%	733
20.	msnbot-65-55-105-239.search.msn.com_msnbot/1.1 (+http://search.msn.com/msnbot.htm)	252	0.28%	740
21.	msnbot-65-55-108-245.search.msn.com_msnbot-media/1.1 (+http://search.msn.com/msnbot.htm)	236	0.27%	811

	Visitor	Visits	% Visits	Hits
22.	crawler5006.ask.com_Mozilla/5.0 (compatible; Ask Jeeves/Teoma; +http://about.ask.com/en/docs/about/webmasters.shtml)	231	0.26%	4,844
23.	msnbot-65-55-105-242.search.msn.com_msnbot/1.1 (+http://search.msn.com/msnbot.htm)	226	0.25%	515
24.	msnbot-65-55-105-243.search.msn.com_msnbot/1.1 (+http://search.msn.com/msnbot.htm)	208	0.23%	589
25.	msnbot-65-55-105-244.search.msn.com_msnbot/1.1 (+http://search.msn.com/msnbot.htm)	207	0.23%	450
26.	crawl8.dotnetdotcom.org_Mozilla/5.0 (compatible; DotBot/1.1; http://www.dotnetdotcom.org/ crawler@dotnetdotcom.org)	201	0.23%	2,487
27.	llf520076.crawl.yahoo.net_Mozilla/5.0 (compatible; Yahoo! Slurp; http://help.yahoo.com/help/us/ysearch/slurp)	200	0.22%	1,004
28.	mail.bio2006.gc.ca_Mozilla/4.0 (compatible; MSIE 6.0; Windows NT 5.1)	194	0.22%	926
29.	msnbot-65-55-105-245.search.msn.com_msnbot/1.1 (+http://search.msn.com/msnbot.htm)	189	0.21%	455
30.	65.55.108.244_msnbot-media/1.1 (+http://search.msn.com/msnbot.htm)	178	0.20%	626
31.	natcrawlbloc04.net.s1.fti.net_Mozilla/5.0 (Windows; U; Windows NT 5.1; fr; rv:1.8.1) VoilaBot BETA 1.2 (support.voilabot@orange-ftgroup.com)	176	0.20%	309
32.	msnbot-65-55-104-29.search.msn.com_msnbot/1.1 (+http://search.msn.com/msnbot.htm)	174	0.20%	529
33.	88.131.106.8_Speedy Spider (http://www.entireweb.com/about/search_tech/speedy_spider/)	166	0.19%	510
34.	crawl-66-249-71-176.googlebot.com_Mozilla/5.0 (compatible; Googlebot/2.1; +http://www.google.com/bot.html)	164	0.18%	31,872
35.	msnbot-65-55-37-186.search.msn.com_msnbot-media/1.1 (+http://search.msn.com/msnbot.htm)	159	0.18%	281
36.	natcrawlbloc02.net.s1.fti.net_Mozilla/5.0 (Windows; U; Windows NT 5.1; fr; rv:1.8.1) VoilaBot BETA 1.2 (support.voilabot@orange-ftgroup.com)	158	0.18%	258
37.	rg34.riverglassinc.com_Jakarta Commons-HttpClient/3.0.1	155	0.17%	2,006
38.	134.67.99.163_NLESE USEPA	155	0.17%	29,279
39.	msnbot-65-55-108-243.search.msn.com_msnbot-media/1.1 (+http://search.msn.com/msnbot.htm)	139	0.16%	308
40.	crawl-6.cuill.com_Mozilla/5.0 (Twiceler-0.9 http://www.cuill.com/twiceler/robot.html)	125	0.14%	8,135

	Visitor	Visits	% Visits	Hits
41.	natcrawlbloc05.net.m1.fti.net_Mozilla/5.0 (Windows; U; Windows NT 5.1; fr; rv:1.8.1) VoilaBot BETA 1.2 (support.voilabot@orange-ftgroup.com)	122	0.14%	183
42.	llf520106.crawl.yahoo.net_Mozilla/5.0 (compatible; Yahoo! Slurp/3.0; http://help.yahoo.com/help/us/ysearch/slurp)	118	0.13%	417
43.	crawler5104.ask.com_Mozilla/5.0 (compatible; Ask Jeeves/Teoma; +http://about.ask.com/en/docs/about/webmasters.shtml)	115	0.13%	134
44.	crawler5107.ask.com_Mozilla/5.0 (compatible; Ask Jeeves/Teoma; +http://about.ask.com/en/docs/about/webmasters.shtml)	114	0.13%	126
45.	crawler5105.ask.com_Mozilla/5.0 (compatible; Ask Jeeves/Teoma; +http://about.ask.com/en/docs/about/webmasters.shtml)	113	0.13%	122
46.	natcrawlbloc04-14.net.s1.fti.net_Mozilla/5.0 (Windows; U; Windows NT 5.1; fr; rv:1.8.1) VoilaBot BETA 1.2 (support.voilabot@orange-ftgroup.com)	111	0.12%	168
47.	crawler5106.ask.com_Mozilla/5.0 (compatible; Ask Jeeves/Teoma; +http://about.ask.com/en/docs/about/webmasters.shtml)	109	0.12%	123
48.	natcrawlbloc01.net.m1.fti.net_Mozilla/5.0 (Windows; U; Windows NT 5.1; fr; rv:1.8.1) VoilaBot BETA 1.2 (support.voilabot@orange-ftgroup.com)	106	0.12%	148
49.	213.146.154.57_Mozilla/4.0 (compatible; MSIE 4.0; Win32)	106	0.12%	234
50.	msnbot-65-55-105-229.search.msn.com_msnbot/1.1 (+http://search.msn.com/msnbot.htm)	106	0.12%	224
51.	crawler5108.ask.com_Mozilla/5.0 (compatible; Ask Jeeves/Teoma; +http://about.ask.com/en/docs/about/webmasters.shtml)	105	0.12%	119
52.	crawler5103.ask.com_Mozilla/5.0 (compatible; Ask Jeeves/Teoma; +http://about.ask.com/en/docs/about/webmasters.shtml)	103	0.12%	113
53.	161.80.46.153_Mozilla/4.0 (compatible; MSIE 7.0; Windows NT 5.1; InfoPath.1; .NET CLR 1.1.4322; .NET CLR 2.0.50727)	102	0.11%	741
54.	ec2-67-202-54-191.compute-1.amazonaws.com_ia_archiver (+http://www.alex.com/site/help/webmasters; crawler@alex.com)	101	0.11%	234
55.	natcrawlbloc02-13.net.s1.fti.net_Mozilla/5.0 (Windows; U; Windows NT 5.1; fr; rv:1.8.1) VoilaBot BETA 1.2 (support.voilabot@orange-ftgroup.com)	101	0.11%	138
56.	crawl305.exabot.com_Mozilla/5.0 (compatible; Exabot/3.0; +http://www.exabot.com/go/robot)	101	0.11%	185

	Visitor	Visits	% Visits	Hits
57.	msnbot-65-55-104-173.search.msn.com_msnbot/1.1 (+http://search.msn.com/msnbot.htm)	100	0.11%	242
58.	andalusian.rtpnc.epa.gov_NLESE for intraUSEPA	98	0.11%	13,597
59.	v28.nat.svl.searchme.com_Mozilla/5.0 (compatible; Charlotte/1.1; http://www.searchme.com/support/)	95	0.11%	136
60.	161.80.46.249_Mozilla/4.0 (compatible; MSIE 7.0; Windows NT 5.1; InfoPath.1; .NET CLR 1.1.4322; .NET CLR 2.0.50727)	94	0.11%	674
61.	natcrawlbloc01-29.net.m1.fti.net_Mozilla/5.0 (Windows; U; Windows NT 5.1; fr; rv:1.8.1) VoilaBot BETA 1.2 (support.voilabot@orange-ftgroup.com)	93	0.10%	106
62.	65.55.234.163_msnbot-media/1.1 (+http://search.msn.com/msnbot.htm)	91	0.10%	158
63.	131.107.65.41_MSR-ISRCCrawler	90	0.10%	811
64.	natcrawlbloc05-35.net.m1.fti.net_Mozilla/5.0 (Windows; U; Windows NT 5.1; fr; rv:1.8.1) VoilaBot BETA 1.2 (support.voilabot@orange-ftgroup.com)	86	0.10%	105
65.	161.80.46.126_Mozilla/4.0 (compatible; MSIE 7.0; Windows NT 5.1; InfoPath.1; .NET CLR 1.1.4322; .NET CLR 2.0.50727)	85	0.10%	1,199
66.	natcrawlbloc05-37.net.m1.fti.net_Mozilla/5.0 (Windows; U; Windows NT 5.1; fr; rv:1.8.1) VoilaBot BETA 1.2 (support.voilabot@orange-ftgroup.com)	84	0.09%	106
67.	msnbot-65-55-4-173.search.msn.com_T-Mobile Dash Mozilla/4.0 (compatible; MSIE 4.01; Windows CE; Smartphone; 320x240; MSNBOT-MOBILE/1.1; +http://search.msn.com/msnbot.htm)	83	0.09%	108
68.	natcrawlbloc05-36.net.m1.fti.net_Mozilla/5.0 (Windows; U; Windows NT 5.1; fr; rv:1.8.1) VoilaBot BETA 1.2 (support.voilabot@orange-ftgroup.com)	83	0.09%	110
69.	natcrawlbloc01-31.net.m1.fti.net_Mozilla/5.0 (Windows; U; Windows NT 5.1; fr; rv:1.8.1) VoilaBot BETA 1.2 (support.voilabot@orange-ftgroup.com)	82	0.09%	97
70.	llf531028.crawl.yahoo.net_Mozilla/5.0 (compatible; Yahoo! Slurp/3.0; http://help.yahoo.com/help/us/ysearch/slurp)	82	0.09%	271
71.	spider26.picsearch.com_psbot/0.1 (+http://www.picsearch.com/bot.html)	78	0.09%	489
72.	67.110.143.50.ptr.us.xo.net_FAST Enterprise Crawler 6 / Scirus scirus-crawler@fast.no; http://www.scirus.com/srsapp/contactus/	78	0.09%	15,027

	Visitor	Visits	% Visits	Hits
73.	crawl-11.cuill.com_Mozilla/5.0 (Twiceler-0.9 http://www.cuil.com/twiceler/robot.html)	77	0.09%	8,930
74.	crawl-66-249-71-176.googlebot.com_Googlebot/2.1 (+http://www.google.com/bot.html)	74	0.08%	259
75.	natcrawlbloc03.net.m1.fti.net_Mozilla/5.0 (Windows; U; Windows NT 5.1; fr; rv:1.8.1) VoilaBot BETA 1.2 (support.voilabot@orange-ftgroup.com)	74	0.08%	109
76.	llf531227.crawl.yahoo.net_Mozilla/5.0 (compatible; Yahoo! Slurp; http://help.yahoo.com/help/us/ysearch/slurp)	72	0.08%	281
77.	llf520004.crawl.yahoo.net_Mozilla/5.0 (compatible; Yahoo! Slurp/3.0; http://help.yahoo.com/help/us/ysearch/slurp)	72	0.08%	315
78.	v34.nat.svl.searchme.com_Mozilla/5.0 (compatible; Charlotte/1.1; http://www.searchme.com/support/)	69	0.08%	89
79.	natcrawlbloc03-32.net.m1.fti.net_Mozilla/5.0 (Windows; U; Windows NT 5.1; fr; rv:1.8.1) VoilaBot BETA 1.2 (support.voilabot@orange-ftgroup.com)	68	0.08%	74
80.	natcrawlbloc03-33.net.m1.fti.net_Mozilla/5.0 (Windows; U; Windows NT 5.1; fr; rv:1.8.1) VoilaBot BETA 1.2 (support.voilabot@orange-ftgroup.com)	67	0.08%	73
81.	crawl-66-249-71-176.googlebot.com_SAMSUNG-SGH-E250/660 Profile/MIDP-2.0 Configuration/CLDC-1.1 UP.Browser/6.2.3.3.c.1.101 (GUI) MMP/2.0 (compatible; Googlebot-Mobile/2.1; +http://www.google.com/bot.html)	66	0.07%	95
82.	v29.nat.svl.searchme.com_Mozilla/5.0 (compatible; Charlotte/1.1; http://www.searchme.com/support/)	66	0.07%	95
83.	209.17.186.34_Clearware web browser	66	0.07%	66
84.	msnbot-65-55-104-28.search.msn.com_msnbot/1.1 (+http://search.msn.com/msnbot.htm)	65	0.07%	405
85.	203.208.251.253_Mozilla/4.5	62	0.07%	62
86.	natcrawlbloc03-34.net.m1.fti.net_Mozilla/5.0 (Windows; U; Windows NT 5.1; fr; rv:1.8.1) VoilaBot BETA 1.2 (support.voilabot@orange-ftgroup.com)	62	0.07%	65
87.	64.62.178.178_InfoMinder (V2.0 Win32)	62	0.07%	93
88.	msnbot-65-55-4-173.search.msn.com_T-Mobile Dash Mozilla/4.0 (compatible; MSIE 4.01; Windows CE; Smartphone; 320x240); MSNBOT-MOBILE/1.1 (+http://search.msn.com/msnbot.htm)	62	0.07%	81

	Visitor	Visits	% Visits	Hits
89.	h-68-166-223-3.snvacaid.static.covad.net_Mozilla/4.0 (compatible; MSIE 6.0; Windows NT 5.1; SV1; http://www.changedetection.com/bot.html)	62	0.07%	62
90.	natcrawlbloc01-30.net.m1.fti.net_Mozilla/5.0 (Windows; U; Windows NT 5.1; fr; rv:1.8.1) VoilaBot BETA 1.2 (support.voilabot@orange-ftgroup.com)	61	0.07%	75
91.	149.168.34.77_gsa-crawler (Enterprise; M2-KG33HKAKCA2JT; dcwebb@p2pays.org)	61	0.07%	92
92.	214.4.157.212_Jakarta Commons-HttpClient/3.0.1	59	0.07%	102
93.	gw501-1.cin.planetdiscover.com_Mozilla/4.0 (compatible; Search Publisher 3.0)	59	0.07%	1,656
94.	61.247.222.44_Yeti/1.0 (NHN Corp.; http://help.naver.com/robots/)	58	0.07%	72
95.	laycat.com_Mozilla/4.0 (compatible; MSIE 6.0; Windows NT 5.1)	58	0.07%	196
96.	llf531170.crawl.yahoo.net_Mozilla/5.0 (compatible; Yahoo! Slurp; http://help.yahoo.com/help/us/ysearch/slurp)	58	0.07%	422
97.	dj531010.crawl.yahoo.net_Mozilla/5.0 (compatible; Yahoo! DE Slurp; http://help.yahoo.com/help/us/ysearch/slurp)	58	0.07%	174
98.	64.209.138.199_NutchCVS/0.7.2 (Nutch; http://lucene.apache.org/nutch/bot.html; nutch-agent@lucene.apache.org)	57	0.06%	125
99.	dsl092-131-126.chi1.dsl.speakeasy.net_Mozilla/4.0 (compatible; MSIE 6.0; Windows 98) Web Link Validator 5.0	57	0.06%	95
100.	prodweb.tpwd.state.tx.us_-	57	0.06%	63
101.	86-104-26-115.dcn.ro_Mozilla/2.0 (compatible; NEWT ActiveX; Win32)	57	0.06%	142
102.	134.67.99.162_NLESE USEPA	56	0.06%	3,668
103.	crawl-66-249-71-176.googlebot.com_DoCoMo/2.0 N905i(c100;TB;W24H16) (compatible; Googlebot-Mobile/2.1; +http://www.google.com/bot.html)	53	0.06%	76
104.	crawl-66-249-71-143.googlebot.com_Mozilla/5.0 (compatible; Googlebot/2.1; +http://www.google.com/bot.html)	52	0.06%	137
105.	61.247.222.56_Yeti/1.0 (NHN Corp.; http://help.naver.com/robots/)	52	0.06%	55
106.	cache2.cdc.gov_Mozilla/4.0 (compatible; MSIE 7.0; Windows NT 5.1; .NET CLR 1.1.4322; .NET CLR 2.0.50727; InfoPath.1; MS-RTC LM 8; .NET CLR 3.0.4506.2152; .NET CLR 3.5.30729)	51	0.06%	248

	Visitor	Visits	% Visits	Hits
107.	msnbot-65-55-51-42.msn.com_T-Mobile Dash Mozilla/4.0 (compatible; MSIE 4.01; Windows CE; Smartphone; 320x240; MSNBOT-MOBILE/1.1; +http://search.msn.com/msnbot.htm)	50	0.06%	60
108.	61.247.222.54_Yeti/1.0 (NHN Corp.; http://help.naver.com/robots/)	50	0.06%	58
109.	llf531247.crawl.yahoo.net_Mozilla/5.0 (compatible; Yahoo! Slurp/3.0; http://help.yahoo.com/help/us/ysearch/slurp)	49	0.06%	200
110.	JD.pnl.gov_Mozilla/4.0 (compatible;)	49	0.06%	52
111.	llf320073.crawl.yahoo.net_Mozilla/5.0 (compatible; Yahoo! Slurp/3.0; http://help.yahoo.com/help/us/ysearch/slurp)	48	0.05%	1,167
112.	1.page2rss.com_Mozilla/5.0 (compatible; Page2RSS/0.5; +http://page2rss.com/)	48	0.05%	48
113.	v26.nat.svl.searchme.com_Mozilla/5.0 (compatible; Charlotte/1.1; http://www.searchme.com/support/)	48	0.05%	65
114.	crawl-66-249-71-178.googlebot.com_Mozilla/5.0 (compatible; Googlebot/2.1; +http://www.google.com/bot.html)	48	0.05%	3,481
115.	llf531254.crawl.yahoo.net_Mozilla/5.0 (compatible; Yahoo! Slurp/3.0; http://help.yahoo.com/help/us/ysearch/slurp)	47	0.05%	107
116.	c-98-233-191-248.hsd1.wv.comcast.net_Mozilla/4.0 (compatible; MSIE 7.0; Windows NT 6.0; SLCC1; .NET CLR 2.0.50727; Media Center PC 5.0; .NET CLR 3.0.04506; MS-RTC LM 8)	47	0.05%	289
117.	crawl-66-249-71-177.googlebot.com_Mozilla/5.0 (compatible; Googlebot/2.1; +http://www.google.com/bot.html)	47	0.05%	3,406
118.	llf531015.crawl.yahoo.net_Mozilla/5.0 (compatible; Yahoo! Slurp; http://help.yahoo.com/help/us/ysearch/slurp)	45	0.05%	724
119.	212.73.129.187_NetinfoBot/1.0/Nutch-0.9 (http://netinfo.bg/netinfobot.html)	45	0.05%	597
120.	llf531110.crawl.yahoo.net_Mozilla/5.0 (compatible; Yahoo! Slurp/3.0; http://help.yahoo.com/help/us/ysearch/slurp)	44	0.05%	176
121.	61.247.222.45_Yeti/1.0 (NHN Corp.; http://help.naver.com/robots/)	43	0.05%	49
122.	74.8.52.57_Mozilla/4.0 (compatible; MSIE 4.01; Windows NT; MS Search 5.0 Robot)	43	0.05%	244
123.	91.205.124.20_Yanga WorldSearch Bot v1.1/beta (http://www.yanga.co.uk/)	41	0.05%	113
124.	61.247.222.55_Yeti/1.0 (NHN Corp.; http://help.naver.com/robots/)	41	0.05%	49

	Visitor	Visits	% Visits	Hits
125.	134.67.99.231_Mozilla/4.0 (compatible; MSIE 6.0; Windows NT 5.1; maxamine.com-robot)	41	0.05%	352
126.	llf520076.crawl.yahoo.net_Mozilla/5.0 (compatible; Yahoo! Slurp/3.0; http://help.yahoo.com/help/us/ysearch/slurp)	40	0.04%	15,955
127.	crawl-66-249-71-152.googlebot.com_Mozilla/5.0 (compatible; Googlebot/2.1; +http://www.google.com/bot.html)	40	0.04%	89
128.	161.80.46.149_Mozilla/5.0 (Windows; U; Windows NT 5.1; en-US; rv:1.9.0.7) Gecko/2009021910 Firefox/3.0.7	39	0.04%	106
129.	v25.nat.svl.searchme.com_Mozilla/5.0 (compatible; Charlotte/1.1; http://www.searchme.com/support/)	39	0.04%	56
130.	llf520196.crawl.yahoo.net_Mozilla/5.0 (compatible; Yahoo! Slurp/3.0; http://help.yahoo.com/help/us/ysearch/slurp)	38	0.04%	106
131.	209.17.186.227_Mozilla/4.0 (compatible; MSIE 5.01; Windows NT 5.0)	38	0.04%	40
132.	llf520096.crawl.yahoo.net_Mozilla/5.0 (compatible; Yahoo! Slurp/3.0; http://help.yahoo.com/help/us/ysearch/slurp)	38	0.04%	122
133.	v31.nat.svl.searchme.com_Mozilla/5.0 (compatible; Charlotte/1.1; http://www.searchme.com/support/)	37	0.04%	50
134.	ns203698.ovh.net_Mozilla/5.0 (Windows; U; Windows NT 5.1; fr; rv:1.8) Gecko/20051111 Firefox/1.5	36	0.04%	172
135.	llf320073.crawl.yahoo.net_Mozilla/5.0 (compatible; Yahoo! Slurp; http://help.yahoo.com/help/us/ysearch/slurp)	36	0.04%	1,557
136.	pool-96-224-7-145.nycmny.east.verizon.net_Mozilla/5.0 (Windows; U; Windows NT 5.1; en-US; rv:1.9.0.7) Gecko/2009021910 Firefox/3.0.7	36	0.04%	42
137.	116.125.142.145_Mozilla/5.0 (compatible; MSIE or Firefox mutant; not on Windows server; +http://ws.daum.net/aboutWebSearch.html) Daumoa/2.0	36	0.04%	3,227
138.	sjfw1.adobe.com_-	36	0.04%	65
139.	crawl-66-249-71-172.googlebot.com_Mozilla/5.0 (compatible; Googlebot/2.1; +http://www.google.com/bot.html)	35	0.04%	75
140.	131.107.151.157_Mozilla/4.0 (compatible; MSIE 6.0; Windows NT 5.1; SV1)	35	0.04%	97
141.	64.46.38.12_Todobr_Robot/1.0	35	0.04%	51
142.	crawl-13.cuill.com_Mozilla/5.0 (Twiceler-0.9 http://www.cuill.com/twiceler/robot.html)	35	0.04%	829

	Visitor	Visits	% Visits	Hits
143.	llf320060.crawl.yahoo.net_Mozilla/5.0 (compatible; Yahoo! Slurp/3.0; http://help.yahoo.com/help/us/ysearch/slurp)	34	0.04%	65
144.	omgses85.infonet.com_Goldfire Server	34	0.04%	35
145.	tc-gw.exabot.com_Mozilla/5.0 (compatible; Konqueror/3.5; Linux) KHTML/3.5.5 (like Gecko) (Exabot-Thumbnails)	34	0.04%	52
146.	ec2-174-129-129-153.compute-1.amazonaws.com_Mozilla/4.0 (compatible; MSIE 6.0; Windows NT 5.1)	33	0.04%	42
147.	pandora.isinet.com_Microsoft URL Control - 6.00.8862	33	0.04%	33
148.	202.89.214.28_Mozilla/5.0 (Windows; U; Windows NT 5.1; en-US; rv:1.9.0.6) Gecko/2009011913 Firefox/3.0.6	32	0.04%	60
149.	v30.nat.svl.searchme.com_Mozilla/5.0 (compatible; Charlotte/1.1; http://www.searchme.com/support/)	32	0.04%	43
150.	eweb1.er.usgs.gov_Ultraseek	32	0.04%	32
151.	outside.tpwd.state.tx.us_-	31	0.03%	31
152.	be2.cos.com_libwww-perl/5.812	31	0.03%	558
153.	58.79-161-20.customer.lyse.net_Java/1.5.0_12	31	0.03%	33
154.	ec2-75-101-129-73.compute-1.amazonaws.com_Mozilla/5.0 (Windows; U; Windows NT 5.1; en; rv:1.8.1) Gecko/20061010 Firefox/2.0	31	0.03%	33
155.	cpe-76-91-16-150.socal.res.rr.com_Mozilla/4.0 (compatible; Powermarks/3.5; Windows 95/98/2000/NT)	31	0.03%	31
156.	204.62.53.125_Mozilla/5.0 (compatible; Charlotte/1.0t; http://www.searchme.com/support/)	31	0.03%	50
157.	130.14.16.128_mozilla (nlmoccssearchadmin@mail.nlm.nih.gov)	30	0.03%	30
158.	204.62.53.123_Mozilla/5.0 (compatible; Charlotte/1.0t; http://www.searchme.com/support/)	30	0.03%	55
159.	133.9.238.101_Wget/1.10.2 (Red Hat modified)	30	0.03%	120
160.	204.62.53.129_Mozilla/5.0 (compatible; Charlotte/1.0t; http://www.searchme.com/support/)	30	0.03%	44
161.	207.67.117.178_larbin_2.6.3 larbin2.6.3@unspecified.mail	30	0.03%	195
162.	38.98.120.78_ShopWiki/1.0 (+http://www.shopwiki.com/wiki/Help:Bot)	30	0.03%	161
163.	AGSCITESTDC.cas.psu.edu_Mozilla/4.0 (compatible; MSIE 6.0; Windows NT 5.1; SV1; InfoPath.1)	29	0.03%	31

	Visitor	Visits	% Visits	Hits
164.	llf531048.crawl.yahoo.net_Mozilla/5.0 (compatible; Yahoo! Slurp; http://help.yahoo.com/help/us/ysearch/slurp)	29	0.03%	292
165.	msnbot-65-55-105-87.search.msn.com_msnbot/1.1 (+http://search.msn.com/msnbot.htm)	28	0.03%	30
166.	raptor2.ctc.com_Mozilla/4.0 (compatible;)	28	0.03%	32
167.	salmon.rtnccad.epa.gov_ColdFusion	28	0.03%	112
168.	204.62.53.126_Mozilla/5.0 (compatible; Charlotte/1.0t; http://www.searchme.com/support/)	27	0.03%	37
169.	218.186.12.10.cache.maxonline.com.sg_nutch.us/Nutch-1.0 (www.nutch.us; crawler@nutch.us)	27	0.03%	80
170.	140.147.125.5_Checkbot/1.77 LWP/5.76	27	0.03%	54
171.	v27.nat.svl.searchme.com_Mozilla/5.0 (compatible; Charlotte/1.1; http://www.searchme.com/support/)	26	0.03%	33
172.	mxc1s.about.com_-	26	0.03%	45
173.	131.107.65.41_No Agent	26	0.03%	182
174.	tn-fw.ask.com_Mozilla/5.0 (compatible; Ask Jeeves/Teoma; +http://about.ask.com/en/docs/about/webmasters.shtml)	26	0.03%	35
175.	194.205.46.36_Mozilla/4.0 (compatible; MSIE 5.5; Windows NT 5.0)	25	0.03%	25
176.	193.5.216.100_Mozilla/5.0	25	0.03%	25
177.	216.91.52.168_Mozilla/5.0 (compatible; Page2RSS/0.5; +http://page2rss.com/)	25	0.03%	26
178.	161.80.46.154_Mozilla/4.0 (compatible; MSIE 7.0; Windows NT 5.1; InfoPath.1; .NET CLR 1.1.4322; .NET CLR 2.0.50727)	25	0.03%	132
179.	161.80.46.198_Mozilla/4.0 (compatible; MSIE 7.0; Windows NT 5.1; InfoPath.1; .NET CLR 1.1.4322; .NET CLR 2.0.50727)	25	0.03%	119
180.	crawl-66-249-71-177.googlebot.com_Googlebot/2.1 (+http://www.google.com/bot.html)	25	0.03%	71
181.	89.120.154.98_Mozilla/2.0 (compatible; NEWT ActiveX; Win32)	25	0.03%	57
182.	204.62.53.122_Mozilla/5.0 (compatible; Charlotte/1.0t; http://www.searchme.com/support/)	25	0.03%	34
183.	161.80.46.76_Mozilla/4.0 (compatible; MSIE 7.0; Windows NT 5.1; InfoPath.1; .NET CLR 1.1.4322; .NET CLR 2.0.50727)	24	0.03%	205
184.	202.120.44.11_Mozilla/4.0 (compatible; MSIE 6.0; Windows NT 5.1; SV1; .NET CLR 1.1.4322; CIBA)	24	0.03%	62
185.	204.62.53.124_Mozilla/5.0 (compatible; Charlotte/1.0t; http://www.searchme.com/support/)	24	0.03%	44

	Visitor	Visits	% Visits	Hits
186.	msnbot-65-55-105-85.search.msn.com_msnbot/1.1 (+http://search.msn.com/msnbot.htm)	24	0.03%	28
187.	prodweb.osti.gov_Mozilla/4.0 (compatible; T-H-U-N-D-E-R-S-T-O-N-E)	24	0.03%	94
188.	204.62.53.127_Mozilla/5.0 (compatible; Charlotte/1.0t; http://www.searchme.com/support/)	24	0.03%	39
189.	lf520152.crawl.yahoo.net_Mozilla/5.0 (compatible; Yahoo! Slurp/3.0; http://help.yahoo.com/help/us/ysearch/slurp)	24	0.03%	61
190.	198.202.95.239_NIF/Nutch-1.0-dev (Neuroscience Information Framework Crawl; http://neuinfo.org/; support at neuinfo dot org)	24	0.03%	88
191.	161.80.46.210_Mozilla/4.0 (compatible; MSIE 7.0; Windows NT 5.1; InfoPath.1; .NET CLR 1.1.4322; .NET CLR 2.0.50727)	24	0.03%	158
192.	204.62.53.128_Mozilla/5.0 (compatible; Charlotte/1.0t; http://www.searchme.com/support/)	24	0.03%	30
193.	reef.csc.noaa.gov_LWP::Simple/5.79	23	0.03%	23
194.	crawl-66-249-71-178.googlebot.com_Googlebot/2.1 (+http://www.google.com/bot.html)	23	0.03%	66
195.	161.80.46.217_Mozilla/4.0 (compatible; MSIE 7.0; Windows NT 5.1; InfoPath.1; .NET CLR 1.1.4322; .NET CLR 2.0.50727)	23	0.03%	151
196.	99.148.115.81_Mozilla/4.0 (compatible; MSIE 5.5; Windows 98)	23	0.03%	42
197.	AGSCITESTDC.cas.psu.edu_Mozilla/5.0 (Windows; U; Windows NT 5.1; en-US; rv:1.8.1.14) Gecko/20080404 Firefox/2.0.0.14	23	0.03%	25
198.	38.99.44.99_Mozilla/5.0 (Twiceler-0.9 http://www.cuil.com/twiceler/robot.html)	23	0.03%	99
199.	161.80.46.240_Mozilla/4.0 (compatible; MSIE 7.0; Windows NT 5.1; InfoPath.1; .NET CLR 1.1.4322; .NET CLR 2.0.50727)	23	0.03%	125
200.	130.14.17.214_mozilla (nlmccssearchadmin@mail.nlm.nih.gov)	23	0.03%	23
201.	218.207.242.2_Mozilla/4.0	23	0.03%	105
202.	212.73.129.187_NetinfoBot/1.1 (http://netinfo.bg/netinfobot.html)	23	0.03%	123
203.	msnbot-65-55-105-83.search.msn.com_msnbot/1.1 (+http://search.msn.com/msnbot.htm)	22	0.02%	33
204.	qs2078.pair.com_-	22	0.02%	22
205.	listserv.arb.ca.gov_Mozilla/4.08 [en] (Win98; U ;Nav)	22	0.02%	22
206.	synapse.nlm.nih.gov_MedlinePlus Link Checker; nlmmedpladm@nlm.nih.gov	22	0.02%	22

	Visitor	Visits	% Visits	Hits
207.	134.67.2.137_Mozilla/4.0 (compatible; MSIE 7.0; Windows NT 5.1; GTB5; InfoPath.1; .NET CLR 1.1.4322; .NET CLR 2.0.50727; .NET CLR 3.0.04506.30; .NET CLR 3.0.04506.648; .NET CLR 3.0.4506.2152; .NET CLR 3.5.30729)	22	0.02%	346
208.	61.135.249.210_Mozilla/5.0 (compatible; YoudaoBot/1.0; http://www.youdao.com/help/webmaster/spider/;)	21	0.02%	24
209.	spider27.yandex.ru_Yandex/1.01.001 (compatible; Win16; I)	21	0.02%	11,128
210.	222.231.42.191_Mozilla/5.0 (compatible; MSIE or Firefox mutant; not on Windows server; +http://ws.daum.net/aboutWebSearch.html) Daumoa/2.0	21	0.02%	24
211.	search.nsf.gov_NSF-googlebot (Enterprise; S5-CDPY65WZNSNAS; trinehar@nsf.gov,dlien@nsf.gov,ibrydon@nsf.gov,klowery@nsf.gov)	21	0.02%	25
212.	jabber.sincronixe.net_	21	0.02%	21
213.	11f320069.crawl.yahoo.net_Mozilla/5.0 (compatible; Yahoo! Slurp; http://help.yahoo.com/help/us/ysearch/slurp)	21	0.02%	252
214.	141.52.175.47_yacybot (i386 Linux 2.6.24-23-generic; java 1.6.0_07; Europe/en) http://yacy.net/bot.html	21	0.02%	154
215.	192990-web1.academicanswers.co.uk_Mozilla/5.0 (Windows; U; Windows NT 5.1; en-US; rv:2.0.1) Gecko/20041107 Firefox/2.0	20	0.02%	21
216.	v32.nat.svl.searchme.com_Mozilla/5.0 (compatible; Charlotte/1.1; http://www.searchme.com/support/)	20	0.02%	25
217.	unassigned.unixbsd.info_Mozilla/5.0 (compatible; Googlebot/2.1; http://www.google.com/bot.html)	20	0.02%	26
218.	APuteaux-151-1-22-249.w82-124.abo.wanadoo.fr_Mozilla/4.520 [en] (Win98; I)		0.02%	180
219.	75-151-18-193-Michigan.hfc.comcastbusiness.net_Mozilla/4.020 (compatible; MSIE 8.0; Windows NT 5.1; Trident/4.0; GTB5; FunWebProducts; .NET CLR 1.1.4322; .NET CLR 2.0.50727; .NET CLR 1.0.3705; .NET CLR 3.0.04506.30)		0.02%	50
220.	211.233.79.178_Mozilla/5.0 (compatible; MSIE or Firefox mutant; not on Windows server; +http://ws.daum.net/aboutWebSearch.html) Daumoa/2.0	20	0.02%	22
221.	tschild.de_Mozilla/4.0 (compatible; MSIE 6.0; Windows NT 5.1; SV1)	20	0.02%	20

	Visitor	Visits	% Visits	Hits
■	222. msnbot-65-55-105-93.search.msn.com_msnbot/1.1 (+http://search.msn.com/msnbot.htm)	20	0.02%	20
■	223. 161.80.46.71_Mozilla/4.0 (compatible; MSIE 7.0; Windows NT 5.1; InfoPath.1; .NET CLR 1.1.4322; .NET CLR 2.0.50727)	20	0.02%	137
■	224. 161.80.46.135_Mozilla/4.0 (compatible; MSIE 7.0; Windows NT 5.1; InfoPath.1; .NET CLR 1.1.4322; .NET CLR 2.0.50727)	20	0.02%	51
■	225. 222.231.42.192_Mozilla/5.0 (compatible; MSIE or Firefox mutant; not on Windows server; +http://ws.daum.net/aboutWebSearch.html) Daumoa/2.0	20	0.02%	22
■	226. lw.seventyfour.com_LinkWalker/2.0	19	0.02%	76
■	227. ca1.hyperfast.net_Mozilla/5.0 (compatible; Googlebot/2.1; http://www.google.com/bot.html)	19	0.02%	24
■	228. msnbot-65-55-105-91.search.msn.com_msnbot/1.1 (+http://search.msn.com/msnbot.htm)	19	0.02%	20
■	229. 161.80.46.162_Mozilla/5.0 (Windows; U; Windows NT 5.1; en-US; rv:1.9.0.7) Gecko/2009021910 Firefox/3.0.7	19	0.02%	189
■	230. pd907e846.dip0.t-ipconnect.de_Python-urllib/1.17	19	0.02%	26
■	231. ip-208-109-27-110.ip.secureserver.net_-	19	0.02%	19
■	232. proxy.218.186.12.225.maxonline.com.sg_nutch.us/Nutch-1.0 (www.nutch.us; crawler@nutch.us)	19	0.02%	351
■	233. abs-static-134.86.68.58.aircel.co.in_Mozilla/4.0 (compatible; MSIE 6.0; Windows NT 5.1; SV1; .NET CLR 3.0.04506.30; .NET CLR 2.0.50727)	19	0.02%	41
■	234. ip-65-111-84-36.airband.net_Lynx/2.8.6dev.11 libwww-FM/2.14	19	0.02%	55
■	235. 222.231.42.194_Mozilla/5.0 (compatible; MSIE or Firefox mutant; not on Windows server; +http://ws.daum.net/aboutWebSearch.html) Daumoa/2.0	19	0.02%	19
■	236. AGSCITESTDC.cas.psu.edu_Mozilla/4.0 (compatible; MSIE 7.0; Windows NT 5.1; .NET CLR 1.1.4322; .NET CLR 2.0.50727)	19	0.02%	20
■	237. 66.249.85.130_Mozilla/4.0 (compatible; MSIE 6.0; Windows NT 5.0; Google Wireless Transcoder;)	19	0.02%	24
■	238. goby.rtncad.epa.gov_ColdFusion	19	0.02%	76
■	239. crawler5199.ask.com_Mozilla/5.0 (compatible; Ask Jeeves/Teoma; +http://about.ask.com/en/docs/about/webmasters.shtml)	19	0.02%	50

	Visitor	Visits	% Visits	Hits
240.	dbnproxy1.ukzn.ac.za_Mozilla/4.0 (compatible; MSIE 7.0; Windows NT 5.1; .NET CLR 2.0.50727; .NET CLR 3.0.04506.648; .NET CLR 3.5.21022)	19	0.02%	19
241.	222.231.42.187_Mozilla/5.0 (compatible; MSIE or Firefox mutant; not on Windows server; +http://ws.daum.net/aboutWebSearch.html) Daumoa/2.0	19	0.02%	19
242.	219.142.53.26_renlifangbot/1.0 (+http://search.msn.com/msnbot.htm)	18	0.02%	21
243.	174.34.157.98.rdns.ubiquityservers.com_Mozilla/4.0 (compatible; MSIE 5.0; Windows 98; DigExt\)	18	0.02%	72
244.	161.80.46.120_Mozilla/4.0 (compatible; MSIE 7.0; Windows NT 5.1; InfoPath.1; .NET CLR 1.1.4322; .NET CLR 2.0.50727)	18	0.02%	140
245.	222.231.42.193_Mozilla/5.0 (compatible; MSIE or Firefox mutant; not on Windows server; +http://ws.daum.net/aboutWebSearch.html) Daumoa/2.0	18	0.02%	18
246.	216.240.151.50_Mozilla/5.0 (compatible; Googlebot/2.1; http://www.google.com/bot.html)	18	0.02%	22
247.	dionysus.dreamhost.com_Wget/1.10.2	18	0.02%	21
248.	client3.ed.gov_LinkScan/11.5a Unix	18	0.02%	18
249.	tuna.rtncad.epa.gov_ColdFusion	18	0.02%	72
250.	222.231.42.186_Mozilla/5.0 (compatible; MSIE or Firefox mutant; not on Windows server; +http://ws.daum.net/aboutWebSearch.html) Daumoa/2.0	18	0.02%	19
251.	222.231.42.203_Mozilla/5.0 (compatible; MSIE or Firefox mutant; not on Windows server; +http://ws.daum.net/aboutWebSearch.html) Daumoa/2.0	18	0.02%	21
252.	APuteaux-151-1-70-35.w81-249.abo.wanadoo.fr_Mozilla/4.0 (compatible; MSIE 6.0; Windows NT 5.1)	17	0.02%	27
253.	64.125.222.18.available.above.net_-	17	0.02%	26
254.	72.14.193.66_Mozilla/4.0 (compatible; MSIE 6.0; Windows NT 5.0; Google Wireless Transcoder;)	17	0.02%	17
255.	150.241.57.130_Mozilla/4.0 (compatible; MSIE 6.0; Windows NT 5.1; SV1; .NET CLR 1.1.4322; InfoPath.1; .NET CLR 2.0.50727; .NET CLR 3.0.04506.30)	17	0.02%	212
256.	219.142.53.29_renlifangbot/1.0 (+http://search.msn.com/msnbot.htm)	17	0.02%	19

	Visitor	Visits	% Visits	Hits
257.	32.c7bccf.client.atlantech.net_Mozilla/5.0 (Windows; U; Windows NT 5.1; en-US; rv:1.8.1.11) Gecko/20071127 Firefox/2.0.0.11	17	0.02%	37
258.	116.125.142.199_Mozilla/5.0 (compatible; MSIE or Firefox mutant; not on Windows server; +http://ws.daum.net/aboutWebSearch.html) Daumoa/2.0	17	0.02%	371
259.	161.80.46.228_Mozilla/4.0 (compatible; MSIE 7.0; Windows NT 5.1; InfoPath.1; .NET CLR 1.1.4322; .NET CLR 2.0.50727)	17	0.02%	97
260.	97-87-24-153.static.aldl.mi.charter.com_Mozilla/5.0 (Windows; U; Windows NT 5.1; en-US; rv:1.9.0.1) Gecko/2008070208 Firefox/3.0.1	17	0.02%	21
261.	doegate-1.doe.gov_Mozilla/4.0 (compatible;)	17	0.02%	18
262.	219.142.53.17_renlifangbot/1.0 (+http://search.msn.com/msnbot.htm)	17	0.02%	19
263.	222.231.42.201_Mozilla/5.0 (compatible; MSIE or Firefox mutant; not on Windows server; +http://ws.daum.net/aboutWebSearch.html) Daumoa/2.0	17	0.02%	18
264.	211.233.79.182_Mozilla/5.0 (compatible; MSIE or Firefox mutant; not on Windows server; +http://ws.daum.net/aboutWebSearch.html) Daumoa/2.0	17	0.02%	18
265.	pool-71-170-242-222.dllstx.fios.verizon.net_Charlotte/0.05	17	0.02%	20
266.	116.125.140.10_Mozilla/5.0 (compatible; MSIE or Firefox mutant; not on Windows server; +http://ws.daum.net/aboutWebSearch.html) Daumoa/2.0	17	0.02%	18
267.	198.181.231.251_Mozilla/4.0 (compatible;)	17	0.02%	17
268.	crawl-66-249-71-164.googlebot.com_Mozilla/5.0 (compatible; Googlebot/2.1; +http://www.google.com/bot.html)	17	0.02%	219
269.	75-147-142-93-SFBA.hfc.comcastbusiness.net_Morning Paper 1.0 (robots.txt compliant!)	16	0.02%	17
270.	222.231.42.204_Mozilla/5.0 (compatible; MSIE or Firefox mutant; not on Windows server; +http://ws.daum.net/aboutWebSearch.html) Daumoa/2.0	16	0.02%	16
271.	211.233.79.170_Mozilla/5.0 (compatible; MSIE or Firefox mutant; not on Windows server; +http://ws.daum.net/aboutWebSearch.html) Daumoa/2.0	16	0.02%	16

	Visitor	Visits	% Visits	Hits
272.	llf320073.crawl.yahoo.net_Mozilla/5.0 (compatible; Yahoo! DE Slurp; http://help.yahoo.com/help/us/ysearch/slurp)	16	0.02%	54
273.	crawler.flatlandindustries.com_flatlandbot/baypup (Flatland Industries Web Spider; http://www.flatlandindustries.com/flatlandbot; jason@flatlandindustries.com)	16	0.02%	45
274.	crab.rtncad.epa.gov_ColdFusion	16	0.02%	64
275.	lj910524.crawl.yahoo.net_Mozilla/5.0 (compatible; Yahoo! Slurp China; http://misc.yahoo.com.cn/help.html)	16	0.02%	16
276.	adsl-75-49-43-113.dsl.sndg02.sbcglobal.net_Mozilla/4.0 (compatible; MSIE 7.0; Windows NT 5.1; GTB5; .NET CLR 1.1.4322)	16	0.02%	267
277.	207.188.198.83.cos.com_Lynx/2.8.6dev.11 libwww-FM/2.14	16	0.02%	26
278.	161.80.46.149_Mozilla/5.0 (Windows; U; Windows NT 5.1; en-US; rv:1.9.0.6) Gecko/2009011913 Firefox/3.0.6	16	0.02%	48
279.	llf320042.crawl.yahoo.net_Mozilla/5.0 (compatible; Yahoo! Slurp; http://help.yahoo.com/help/us/ysearch/slurp)	15	0.02%	124
280.	161.80.46.220_Mozilla/4.0 (compatible; MSIE 7.0; Windows NT 5.1; InfoPath.1; .NET CLR 1.1.4322; .NET CLR 2.0.50727)	15	0.02%	59
281.	llf320036.crawl.yahoo.net_Mozilla/5.0 (compatible; Yahoo! Slurp/3.0; http://help.yahoo.com/help/us/ysearch/slurp)	15	0.02%	156
282.	xanthos.devgateway.org_	15	0.02%	33
283.	crawl-66-249-71-165.googlebot.com_Mozilla/5.0 (compatible; Googlebot/2.1; +http://www.google.com/bot.html)	15	0.02%	222
284.	exodus.ptlcentral.com_Mozilla/4.0 (compatible; Powermarks/3.5; Windows 95/98/2000/NT)	15	0.02%	15
285.	adsl-70-239-87-174.dsl.bltnin.sbcglobal.net_Mozilla/4.0 (compatible; MSIE 6.0; Windows NT 5.1; SV1; InfoPath.2; .NET CLR 1.1.4322; .NET CLR 2.0.50727; .NET CLR 3.0.04506.30; .NET CLR 3.0.04506.648)	15	0.02%	53
286.	219.142.53.25_renlifangbot/1.0 (+http://search.msn.com/msnbot.htm)	15	0.02%	15
287.	sd-16074.dedibox.fr_Mozilla/4.0 (compatible; MSIE 6.0; Windows NT 5.1)	15	0.02%	245
288.	222.231.42.185_Mozilla/5.0 (compatible; MSIE or Firefox mutant; not on Windows server; +http://ws.daum.net/aboutWebSearch.html) Daumoa/2.0	15	0.02%	16

	Visitor	Visits	% Visits	Hits
289.	208.43.47.220-static.reverse.softlayer.com_Snoopy v1.2.4	15	0.02%	32
290.	abexp973.ecn.purdue.edu_Mozilla/5.0 (Windows; U; Windows NT 5.1; en-US; rv:1.9.0.4) Gecko/2008102920 Firefox/3.0.4	15	0.02%	32
291.	bos-gate1.raytheon.com_Mozilla/4.0 (compatible; MSIE 6.0; Windows 98) Web Link Validator 4.7	15	0.02%	30
292.	c-24-8-178-199.hsd1.co.comcast.net_Mozilla/4.0 (compatible; Powermarks/3.5; Windows 95/98/2000/NT)	15	0.02%	31
293.	AGSCITESTDC.cas.psu.edu_Mozilla/4.0 (compatible; MSIE 7.0; Windows NT 5.1; .NET CLR 1.1.4322)	15	0.02%	17
294.	user-0ccsss7.cable.mindspring.com_Mozilla/5.0 (X11; U; Linux x86_64; en-US; rv:1.9.0.7) Gecko/2009030423 Ubuntu/8.10 (intrepid) Firefox/3.0.7	15	0.02%	15
295.	128.220.120.89_Mozilla/5.0 (Windows; U; Windows NT 5.1; en-US; rv:1.9.0.7) Gecko/2009021910 Firefox/3.0.7	15	0.02%	26
296.	161.80.46.226_Mozilla/4.0 (compatible; MSIE 7.0; Windows NT 5.1; GTB5; InfoPath.1; .NET CLR 1.1.4322; .NET CLR 2.0.50727)	15	0.02%	83
297.	llf531015.crawl.yahoo.net_Mozilla/5.0 (compatible; Yahoo! Slurp/3.0; http://help.yahoo.com/help/us/ysearch/slurp)	15	0.02%	7,033
298.	host-84-9-96-143.dslgb.com_Mozilla/5.0 (Macintosh; U; PPC Mac OS X 10.4; en-US; rv:1.9.0.7) Gecko/2009021906 Firefox/3.0.7	14	0.02%	43
299.	61.135.190.213_Baiduspider+(+http://www.baidu.com/search/spider.htm)	14	0.02%	15
300.	161.80.46.218_Mozilla/4.0 (compatible; MSIE 7.0; Windows NT 5.1; InfoPath.1; .NET CLR 1.1.4322; .NET CLR 2.0.50727)	14	0.02%	122
301.	218.107.132.124_larbin_2.6.3 gqnmgs@ruc.edu.cn	14	0.02%	111
302.	140.122.143.56_Trend Micro WTP Add-On 1.2.1046	14	0.02%	14
303.	222.231.42.184_Mozilla/5.0 (compatible; MSIE or Firefox mutant; not on Windows server; +http://ws.daum.net/aboutWebSearch.html) Daumoa/2.0	14	0.02%	14
304.	134.67.2.157_Mozilla/4.0 (compatible; MSIE 6.0; Windows NT 5.1; SV1; InfoPath.1; .NET CLR 1.1.4322; .NET CLR 2.0.50727; .NET CLR 3.0.04506.648; .NET CLR 3.5.21022; .NET CLR 3.0.4506.2152; .NET CLR 3.5.30729; MS-RTC LM 8)	14	0.02%	140

	Visitor	Visits	% Visits	Hits
305.	CPE001b210d2490-CM0011e6edd94e.cpe.net.cable.rogers.com	14	0.02%	14
306.	d198h168.msi.uconn.edu_Mozilla/5.0 (Windows; U; Windows NT 5.1; en-US; rv:1.9.0.5) Gecko/2008120122 Firefox/3.0.5	14	0.02%	56
307.	124.238.251.207_baidu/Nutch-1.0	14	0.02%	15
308.	spider06.logika.net_Mozilla/4.0 (compatible; MSIE 5.0; Windows NT; DigExt)	14	0.02%	14
309.	222.231.42.198_Mozilla/5.0 (compatible; MSIE or Firefox mutant; not on Windows server; +http://ws.daum.net/aboutWebSearch.html) Daumoa/2.0	14	0.02%	15
310.	161.80.46.175_Mozilla/4.0 (compatible; MSIE 7.0; Windows NT 5.1; InfoPath.1; .NET CLR 1.1.4322; .NET CLR 2.0.50727)	14	0.02%	53
311.	211.233.79.165_Mozilla/5.0 (compatible; MSIE or Firefox mutant; not on Windows server; +http://ws.daum.net/aboutWebSearch.html) Daumoa/2.0	14	0.02%	15
312.	204.62.53.121_Mozilla/5.0 (compatible; Charlotte/1.0t; http://www.searchme.com/support/)	14	0.02%	17
313.	llf320030.crawl.yahoo.net_Mozilla/5.0 (compatible; Yahoo! Slurp; http://help.yahoo.com/help/us/ysearch/slurp)	14	0.02%	168
314.	161.80.46.138_Mozilla/4.0 (compatible; MSIE 7.0; Windows NT 5.1; InfoPath.1; .NET CLR 1.1.4322; .NET CLR 2.0.50727)	14	0.02%	39
315.	67-60-68-108.cpe.cableone.net_Mozilla/4.0 (compatible; MSIE 8.0; Windows NT 6.0; Trident/4.0; GTB5; SLCC1; .NET CLR 2.0.50727; Media Center PC 5.0; .NET CLR 3.0.04506; InfoPath.2; .NET CLR 1.1.4322)	14	0.02%	92
316.	222.231.42.190_Mozilla/5.0 (compatible; MSIE or Firefox mutant; not on Windows server; +http://ws.daum.net/aboutWebSearch.html) Daumoa/2.0	13	0.01%	15
317.	161.80.46.152_Mozilla/4.0 (compatible; MSIE 7.0; Windows NT 5.1; InfoPath.1; .NET CLR 1.1.4322; .NET CLR 2.0.50727)	13	0.01%	19
318.	drenweb.usma.edu_-	13	0.01%	23
319.	38.100.213.173_Peter Wang/Nutch-1.0-dev (Nutch spiderman; http://peterpuwang.googlepages.com ; MyEmail)	13	0.01%	15
320.	paxar.rad1.global-bd.net_Mozilla/4.0 (compatible; MSIE 5.5; Windows NT 5.0)	13	0.01%	91

	Visitor	Visits	% Visits	Hits
■	321. crawler5116.ask.com_Mozilla/5.0 (compatible; Ask Jeeves/Teoma; +http://about.ask.com/en/docs/about/webmasters.shtml)	13	0.01%	23
■	322. 211.233.79.171_Mozilla/5.0 (compatible; MSIE or Firefox mutant; not on Windows server; +http://ws.daum.net/aboutWebSearch.html) Daumoa/2.0	13	0.01%	13
■	323. 159.247.227.187_Mozilla/4.0 (compatible; MSIE 6.0; Windows NT 5.1; SV1; GTB5; .NET CLR 1.1.4322)	13	0.01%	17
■	324. kyklo.com_Mozilla/4.0 (compatible; MSIE 6.0; Windows NT 5.1)	13	0.01%	84
■	325. 222.231.42.196_Mozilla/5.0 (compatible; MSIE or Firefox mutant; not on Windows server; +http://ws.daum.net/aboutWebSearch.html) Daumoa/2.0	13	0.01%	14
■	326. msnbot-65-55-105-84.search.msn.com_msnbot/1.1 (+http://search.msn.com/msnbot.htm)	13	0.01%	18
■	327. 116.125.140.4_Mozilla/5.0 (compatible; MSIE or Firefox mutant; not on Windows server; +http://ws.daum.net/aboutWebSearch.html) Daumoa/2.0	13	0.01%	17
■	328. crawl-66-249-71-166.googlebot.com_Mozilla/5.0 (compatible; Googlebot/2.1; +http://www.google.com/bot.html)	13	0.01%	216
■	329. 92.48.201.39_Mozilla/4.0 (compatible; MSIE 6.0; Windows NT 5.1; SV1)	13	0.01%	72
■	330. 76.227.210.253_Mozilla/4.0 (compatible; MSIE 4.01; Windows NT)	13	0.01%	13
■	331. 124.238.251.201_baidu/Nutch-1.0	13	0.01%	14
■	332. 65.55.231.26_msnbot-media/1.1 (+http://search.msn.com/msnbot.htm)	13	0.01%	19
■	333. u-130-11-160-23.xr.usgs.gov_Checkbot/1.72 LWP/5.79	13	0.01%	13
■	334. 116.125.141.6_Mozilla/5.0 (compatible; MSIE or Firefox mutant; not on Windows server; +http://ws.daum.net/aboutWebSearch.html) Daumoa/2.0	13	0.01%	13
■	335. 219.142.53.27_renlifangbot/1.0 (+http://search.msn.com/msnbot.htm)	13	0.01%	14
■	336. 161.80.170.137_Mozilla/4.0 (compatible; MSIE 7.0; Windows NT 5.1; InfoPath.1; .NET CLR 1.1.4322; .NET CLR 2.0.50727)	13	0.01%	42

	Visitor	Visits	% Visits	Hits
337.	222.231.42.188_Mozilla/5.0 (compatible; MSIE or Firefox mutant; not on Windows server; +http://ws.daum.net/aboutWebSearch.html) Daumoa/2.0	13	0.01%	14
338.	ars.usda.gov_Mozilla/4.0 (compatible; MSIE 7.0; Windows NT 5.1; .NET CLR 2.0.50727; .NET CLR 1.1.4322)	13	0.01%	40
339.	219.142.53.22_renlifangbot/1.0 (+http://search.msn.com/msnbot.htm)	13	0.01%	15
340.	earthmeanders.com_Mozilla/4.0 (compatible; Forests.org)	13	0.01%	21
341.	ip68-97-54-168.ok.ok.cox.net_Mozilla/5.0 (Windows; U; Windows NT 6.0; en-US) AppleWebKit/525.28 (KHTML, like Gecko) Version/3.2.2 Safari/525.28.1	13	0.01%	13
342.	65.55.108.154_msnbot-media/1.1 (+http://search.msn.com/msnbot.htm)	13	0.01%	21
343.	219.142.53.23_renlifangbot/1.0 (+http://search.msn.com/msnbot.htm)	13	0.01%	13
344.	ops.foxmarks.com_Mozilla/5.0 (X11; U; Linux i686; en-US; rv:1.9.0.1) Gecko/2008070206 Firefox/3.0.1	13	0.01%	21
345.	92.241.182.24_Mozilla/4.0 (compatible; MSIE 5.01; Windows NT 5.0)	13	0.01%	434
346.	llf531275.crawl.yahoo.net_Mozilla/5.0 (compatible; Yahoo! Slurp; http://help.yahoo.com/help/us/ysearch/slurp)	13	0.01%	112
347.	219.142.53.18_renlifangbot/1.0 (+http://search.msn.com/msnbot.htm)	13	0.01%	15
348.	92.241.182.25_Mozilla/4.0 (compatible; MSIE 5.01; Windows NT 5.0)	12	0.01%	142
349.	64.125.222.12.available.above.net_-	12	0.01%	24
350.	211.233.79.179_Mozilla/5.0 (compatible; MSIE or Firefox mutant; not on Windows server; +http://ws.daum.net/aboutWebSearch.html) Daumoa/2.0	12	0.01%	13
351.	barriera241.nike.com_Goldfire Server	12	0.01%	12
352.	61.135.190.220_Baiduspider+(+http://www.baidu.com/search/spider.htm)	12	0.01%	12
353.	domex.nps.edu_Wget/1.11.4	12	0.01%	92
354.	219.142.53.24_renlifangbot/1.0 (+http://search.msn.com/msnbot.htm)	12	0.01%	13
355.	211.233.79.166_Mozilla/5.0 (compatible; MSIE or Firefox mutant; not on Windows server; +http://ws.daum.net/aboutWebSearch.html) Daumoa/2.0	12	0.01%	13

	Visitor	Visits	% Visits	Hits
356.	219.142.53.20_renlifangbot/1.0 (+http://search.msn.com/msnbot.htm)	12	0.01%	14
357.	c9114bd4.virtua.com.br_qual/Nutch-1.0	12	0.01%	49
358.	ew-out-f136.google.com_Mozilla/4.0 (compatible; MSIE 6.0; Windows NT 5.0; Google Wireless Transcoder;)	12	0.01%	38
359.	116.125.140.6_Mozilla/5.0 (compatible; MSIE or Firefox mutant; not on Windows server; +http://ws.daum.net/aboutWebSearch.html) Daumoa/2.0	12	0.01%	13
360.	ip68-5-17-21.oc.oc.cox.net_Mozilla/4.0 (compatible; GoogleToolbar 5.0.2124.6042; Windows XP 5.1; MSIE 7.0.5730.11)	12	0.01%	12
361.	219.142.53.21_renlifangbot/1.0 (+http://search.msn.com/msnbot.htm)	12	0.01%	14
362.	msnbot-65-55-105-96.search.msn.com_msnbot/1.1 (+http://search.msn.com/msnbot.htm)	12	0.01%	13
363.	cust-65-98-224-6.static.o1.com_Mozilla/4.0 (compatible; MSIE 5.5; Windows 98) -	12	0.01%	14
364.	116.125.141.4_Mozilla/5.0 (compatible; MSIE or Firefox mutant; not on Windows server; +http://ws.daum.net/aboutWebSearch.html) Daumoa/2.0	12	0.01%	13
365.	mail2.dudick.com_Mozilla/4.0 (compatible; MSIE 6.0; Windows NT 5.1; SV1; .NET CLR 1.1.4322; .NET CLR 2.0.50727; .NET CLR 3.0.04506.30)	12	0.01%	35
366.	static-71-240-158-81.cap.east.verizon.net_Mozilla/5.0 (Windows; U; Windows NT 5.1; en-US; rv:1.9.0.7) Gecko/2009021910 Firefox/3.0.7 (.NET CLR 3.5.30729)	12	0.01%	37
367.	81-149-13-26.mojeek.com_Mozilla/5.0 (compatible; MojeekBot/0.2; http://www.mojeek.com/bot.html)	12	0.01%	32
368.	161.80.170.191_Mozilla/4.0 (compatible; MSIE 7.0; Windows NT 5.1; InfoPath.1; .NET CLR 1.1.4322; .NET CLR 2.0.50727)	12	0.01%	109
369.	211.233.79.168_Mozilla/5.0 (compatible; MSIE or Firefox mutant; not on Windows server; +http://ws.daum.net/aboutWebSearch.html) Daumoa/2.0	12	0.01%	12
370.	adsl-64-161-171-10.dsl.lsan03.pacbell.net_Mozilla/4.0 (compatible; MSIE 6.0; Windows NT 5.0; .NET CLR 1.1.4322; .NET CLR 2.0.50727)	12	0.01%	32
371.	llf531170.crawl.yahoo.net_Mozilla/5.0 (compatible; Yahoo! Slurp/3.0; http://help.yahoo.com/help/us/ysearch/slurp)	12	0.01%	5,564

	Visitor	Visits	% Visits	Hits
372.	ns0e-152-3-111-97.nicholas.duke.edu_Mozilla/4.0 (compatible; MSIE 8.0; Windows NT 5.1; Trident/4.0; .NET CLR 1.1.4322; .NET CLR 2.0.50727; InfoPath.2)	12	0.01%	34
373.	65.79.173.135_Site Snitch/1.2.7.0	12	0.01%	20
374.	161.80.171.180_Mozilla/4.0 (compatible; MSIE 7.0; Windows NT 5.1; InfoPath.1; .NET CLR 1.1.4322; .NET CLR 2.0.50727)	12	0.01%	64
375.	66.90.101.144_Mozilla/4.0 (compatible; MSIE 5.01; Windows NT 5.0)	12	0.01%	14
376.	dhcp-18-207.imt.uwm.edu_Xenu Link Sleuth 1.2i	12	0.01%	13
377.	211.233.79.174_Mozilla/5.0 (compatible; MSIE or Firefox mutant; not on Windows server; +http://ws.daum.net/aboutWebSearch.html) Daumoa/2.0	12	0.01%	13
378.	211.233.79.183_Mozilla/5.0 (compatible; MSIE or Firefox mutant; not on Windows server; +http://ws.daum.net/aboutWebSearch.html) Daumoa/2.0	12	0.01%	12
379.	65.55.108.168_msnbot-media/1.1 (+http://search.msn.com/msnbot.htm)	12	0.01%	19
380.	spider05.logika.net_Mozilla/4.0 (compatible; MSIE 5.0; Windows NT; DigExt)	12	0.01%	13
381.	pool-71-249-45-123.nycmny.btas.verizon.net_Mozilla/5.0 (Windows; U; Windows NT 5.1; en-US; rv:1.8.1.20) Gecko/20081217 Firefox/2.0.0.20	12	0.01%	27
382.	v24.nat.svl.searchme.com_Mozilla/5.0 (compatible; Charlotte/1.1; http://www.searchme.com/support/)	12	0.01%	16
383.	msnbot-65-55-105-92.search.msn.com_msnbot/1.1 (+http://search.msn.com/msnbot.htm)	12	0.01%	12
384.	219.142.53.30_renlifangbot/1.0 (+http://search.msn.com/msnbot.htm)	12	0.01%	12
385.	spider03.logika.net_Mozilla/4.0 (compatible; MSIE 5.0; Windows NT; DigExt)	12	0.01%	12
386.	natasha.scd.ucar.edu_www.dlese.org,support@dlese.org	12	0.01%	12
387.	161.80.46.225_Mozilla/4.0 (compatible; MSIE 7.0; Windows NT 5.1; InfoPath.1; .NET CLR 1.1.4322; .NET CLR 2.0.50727)	12	0.01%	58
388.	msnbot-65-55-105-88.search.msn.com_msnbot/1.1 (+http://search.msn.com/msnbot.htm)	12	0.01%	14
389.	d192-24-53-189.try.wideopenwest.com_User-Agent: Mozilla/5.0 (Windows; U; Windows NT 5.2; en-US; rv:1.9.0.5) Gecko/2008120122 Firefox/3.0.5 (.NET CLR 3.5.30729)	12	0.01%	12

	Visitor	Visits	% Visits	Hits
390.	llf531227.crawl.yahoo.net_Mozilla/5.0 (compatible; Yahoo! Slurp/3.0; http://help.yahoo.com/help/us/ysearch/slurp)	12	0.01%	5,006
391.	backdoor.isc.swlabs.org_Grub/2.0 (IOI crawler; http://index.isc.org; crawl@index.isc.org)	12	0.01%	12
392.	inet-netcache2-o.oracle.com_Oracle Secure Enterprise Search	12	0.01%	26
393.	211.233.79.172_Mozilla/5.0 (compatible; MSIE or Firefox mutant; not on Windows server; +http://ws.daum.net/aboutWebSearch.html) Daumoa/2.0	12	0.01%	12
394.	ns203716.ovh.net_Mozilla/5.0 (Windows; U; Windows NT 5.1; fr; rv:1.8) Gecko/20051111 Firefox/1.5	11	0.01%	37
395.	65.55.108.160_msnbot-media/1.1 (+http://search.msn.com/msnbot.htm)	11	0.01%	18
396.	161.80.46.122_Mozilla/4.0 (compatible; MSIE 7.0; Windows NT 5.1; InfoPath.1; .NET CLR 1.1.4322; .NET CLR 2.0.50727)	11	0.01%	26
397.	llf320067.crawl.yahoo.net_Mozilla/5.0 (compatible; Yahoo! Slurp; http://help.yahoo.com/help/us/ysearch/slurp)	11	0.01%	154
398.	65.55.231.24_msnbot-media/1.1 (+http://search.msn.com/msnbot.htm)	11	0.01%	15
399.	161.80.46.98_Mozilla/4.0 (compatible; MSIE 7.0; Windows NT 5.1; InfoPath.1; .NET CLR 1.1.4322; .NET CLR 2.0.50727)	11	0.01%	56
400.	116.125.140.16_Mozilla/5.0 (compatible; MSIE or Firefox mutant; not on Windows server; +http://ws.daum.net/aboutWebSearch.html) Daumoa/2.0	11	0.01%	13
Subtotal for rows: 1 - 400		21,420	24.07%	239,163
Other		67,553	75.93%	275,266
Total		88,973	100.00%	514,429

items 1-400 of 5000

Top Visitors - Help Card



Column Definitions

Visitor

The IP address, domain name, or cookie of the visitor.

Visits

Number of times the specified visitor visited your site. A visit is a series of actions that begins when a visitor views their first page from the server, and ends when the visitor leaves the site or remains idle beyond the idle-time limit. The default idle-time limit is thirty minutes. This time limit can be changed by the system administrator.

Hits

Number of hits attributed to the specified visitor. Each file requested by a visitor registers as a hit. There can be several hits on each page. While the volume of hits reflects the amount of server traffic, it is not an accurate reflection of the number of pages viewed.



Report Descriptions

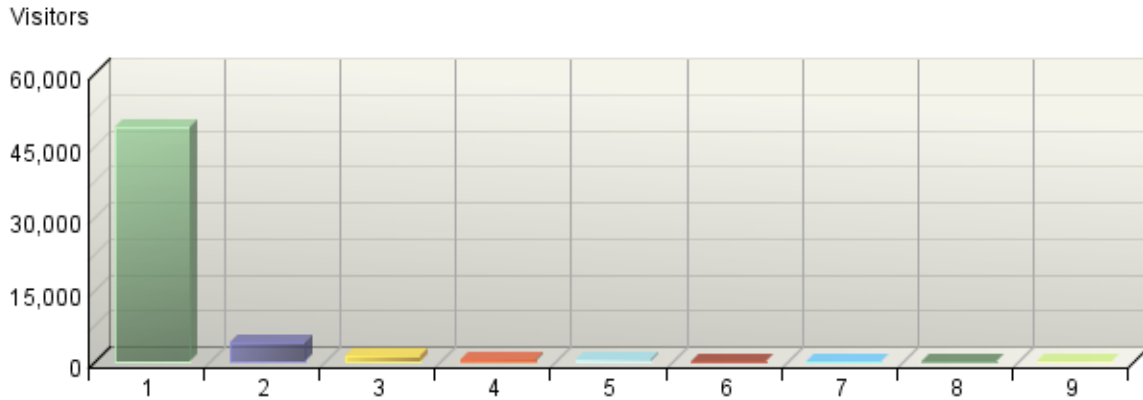
Consider the visitors who use the site most, and tailor your site to their interests and needs. If your site is an intranet, notice which employees use the site most, and find out what they like about it. You might also get feedback from those who use it the least and find out what they are looking for.

Note: If a visitor has a dynamic IP address, or if a group of visitors are behind a proxy server or firewall, this data might be misleading. In the case of a dynamic IP address, multiple IP addresses could be shown for a single visitor, and in the case of a firewall or proxy server, one IP address could be used by more than one visitor.

Visitors by Number of Visits

This report shows the distribution of visitors based on how many times each visitor visited your site.

Visitors by Number of Visits



Visitors by Number of Visits

Number of Visits	Visitors	% Visitors
1 visit	48,810	87.89%
2 visits	3,923	7.06%
3 visits	1,044	1.88%
4 visits	521	0.94%
5 visits	294	0.53%
6 visits	175	0.32%
7 visits	97	0.17%
8 visits	95	0.17%
9 visits	72	0.13%
Other	503	0.91%
Total	55,534	100.00%

items 1-9 of 9

Visitors by Number of Visits - Help Card



Column Definitions

Number of Visits

The number of visits by each visitor during the period of the report.

Visitors

Number of individuals who came to your site the amount of times specified in the Number of Visits column.

%

Percentage of visitors who came to your site the amount of times specified in the Number of Visits column.



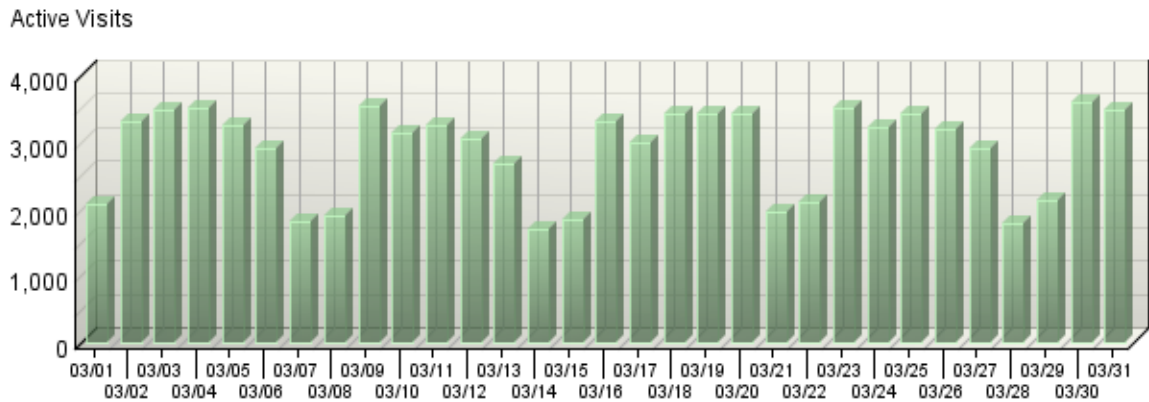
Report Descriptions

This information can indicate whether or not your site compels visitors to return. Updating web site content is one way to draw return visitors.

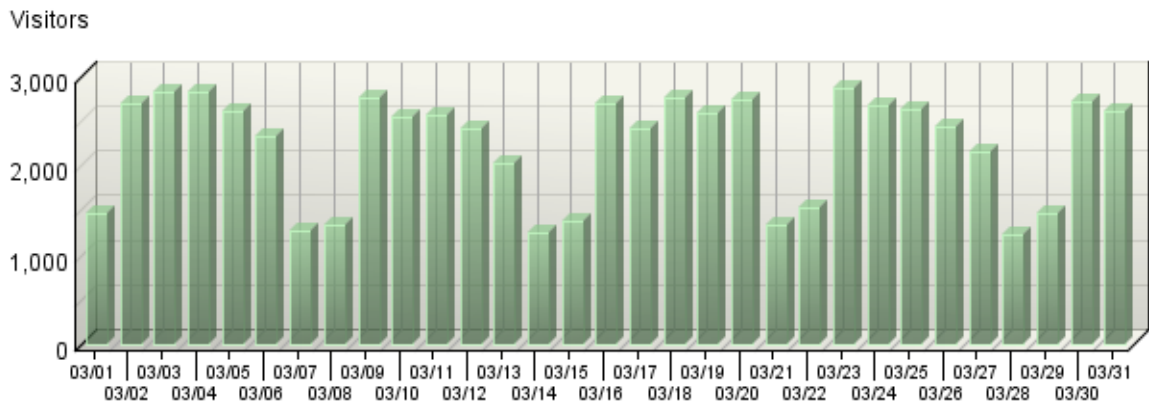
Visitors Trend

This report shows how many times visitors visited your web site and how long they stayed. The information is divided into time slices based on the duration of the log file. Some visits may span more than one time interval, and will be counted in each interval where they appear. The sum of visits for all intervals may therefore exceed the total visits shown in the Overview Dashboard page.

Active Visits Trend

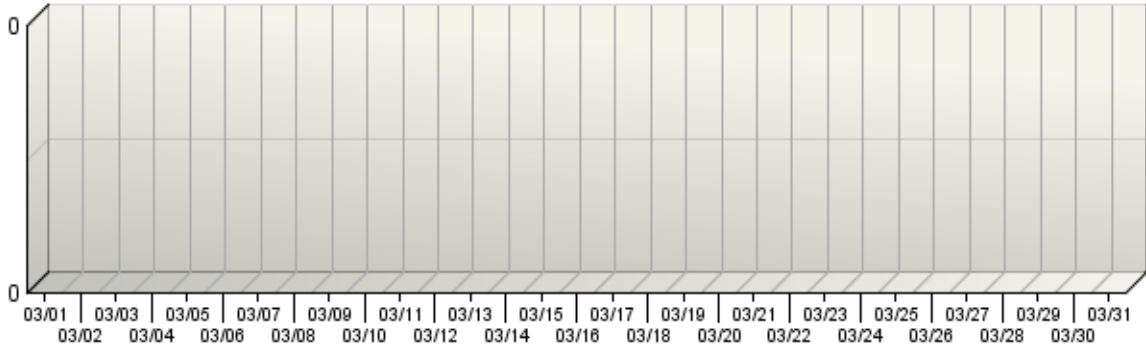


Visitors Trend



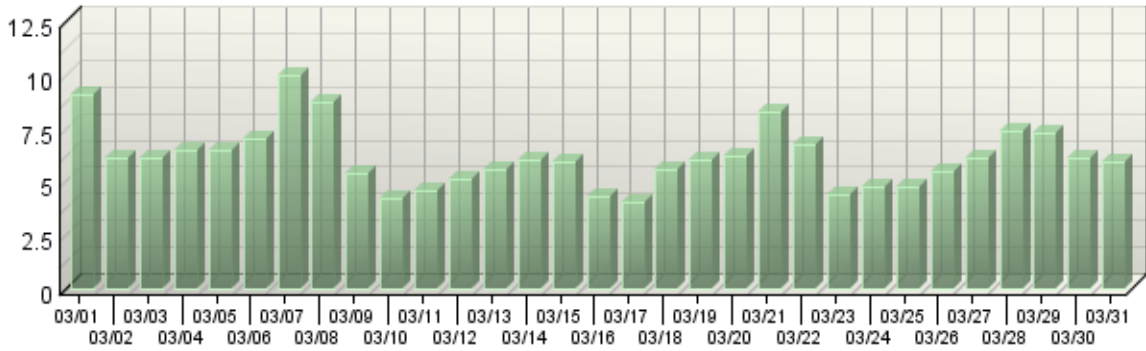
New Visitors Trend

New Visitors

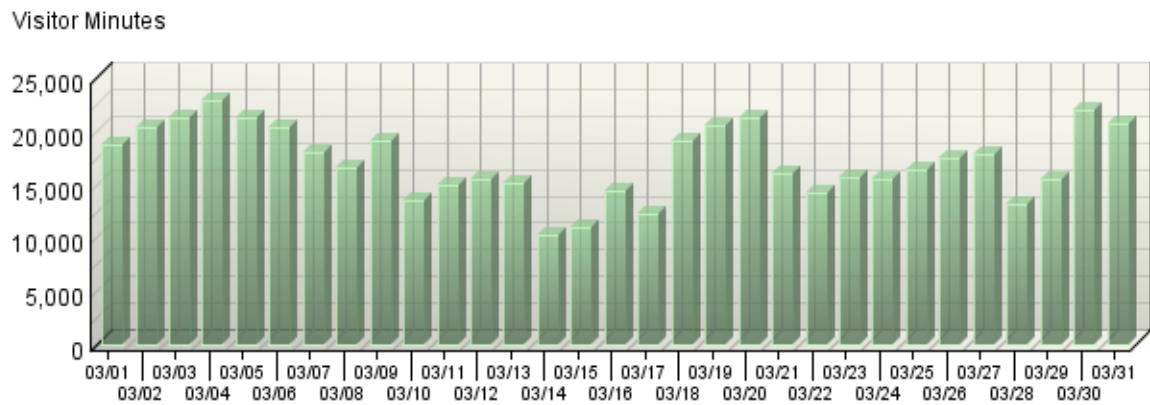


Average Length of Visit Trend

Average Visit Duration



Visitor Minutes Trend



Visitors Trend

Day	Active Visits	Visitors	New Visitors
03/01	2,063	1,465	0
03/02	3,318	2,697	0
03/03	3,483	2,821	0
03/04	3,515	2,837	0
03/05	3,253	2,613	0
03/06	2,905	2,326	0
03/07	1,807	1,266	0
03/08	1,886	1,337	0
03/09	3,532	2,763	0
03/10	3,135	2,555	0
03/11	3,263	2,564	0
03/12	3,047	2,425	0
03/13	2,685	2,037	0
03/14	1,686	1,243	0
03/15	1,853	1,378	0
03/16	3,318	2,694	0
03/17	2,986	2,410	0
03/18	3,422	2,772	0
03/19	3,425	2,600	0
03/20	3,427	2,750	0
03/21	1,946	1,342	0
03/22	2,114	1,543	0
03/23	3,520	2,878	0
03/24	3,230	2,684	0

Day	Active Visits	Visitors	New Visitors
03/25	3,425	2,635	0
03/26	3,207	2,449	0
03/27	2,909	2,157	0
03/28	1,791	1,230	0
03/29	2,134	1,474	0
03/30	3,586	2,711	0
03/31	3,470	2,605	0
Total	-	-	0

items 1-31 of 31

Visitors Trend

Day	Average Visit Duration	Visitor Minutes
03/01	00:09:03	18,698.9
03/02	00:06:07	20,334.53
03/03	00:06:06	21,283.47
03/04	00:06:29	22,801.05
03/05	00:06:30	21,181.05
03/06	00:06:59	20,299
03/07	00:09:57	17,985.88
03/08	00:08:46	16,560.38
03/09	00:05:23	19,042.13
03/10	00:04:16	13,426.53
03/11	00:04:35	14,965.23
03/12	00:05:05	15,508.75
03/13	00:05:36	15,069
03/14	00:06:02	10,197.52
03/15	00:05:56	11,013.47
03/16	00:04:20	14,424.53
03/17	00:04:04	12,178.17
03/18	00:05:34	19,103.08
03/19	00:06:00	20,561.48
03/20	00:06:12	21,287.28
03/21	00:08:15	16,084.68
03/22	00:06:45	14,287.08
03/23	00:04:27	15,696.98
03/24	00:04:47	15,483.88
03/25	00:04:46	16,380.23
03/26	00:05:27	17,508.38
03/27	00:06:08	17,888.45

Day	Average Visit Duration	Visitor Minutes
03/28	00:07:21	13,182.63
03/29	00:07:16	15,512.67
03/30	00:06:05	21,861.67
03/31	00:05:58	20,755.67
Total	-	530,563.78

items 1-31 of 31

Visitors Trend - Help Card



Column Definitions

Time Interval (hour, day, etc.)

A one-year report displays monthly time increments. A one-quarter report displays weekly time increments. A one-month report or a one-week report displays daily time increments. A daily report displays hourly time increments. An hour-long interval marked 12:00, for example, includes all activity between 12:00 and 12:59.

Active Visits

Number of active visits to your web site. If a visit spans multiple time intervals, it is counted in each interval. Every visit from a visitor is counted, even if the same visitor came to your web site multiple times. Also included are zero-length visits. A zero-length visit occurs when all hits for that visit are logged with the exact same time stamp.

Visitors

Number of individuals who visited your site during the report interval. For a daily report, if someone visits more than once, that person is counted only the first time he or she visits. Values of "N/A" indicate that the detailed data required is not available. This situation occurs when the Top Visitors report has reached its configured limit or when reports for the corresponding period are turned off. For non-daily reports, the visitor measure total is "N/A" since the same visitor can be counted in multiple intervals.

New Visitors

Number of visitors who had never visited your web site before.

Average Visit Duration

The average amount of time visitors spent at your site within the given time interval. The data is formatted as hh:mm:ss (hours:minutes:seconds). The average visit duration is calculated by dividing the value from the Visitor Minutes column by the value from the Active Visits column.

Visitor Minutes

Number of minutes your web site was viewed, regardless of who was viewing it.



Report Descriptions

Use this page to determine which times your web site is busiest.

Daily averages cut off visits that continue into the next day, whereas weekly averages do not. Therefore, weekly averages may appear a bit longer than daily averages.

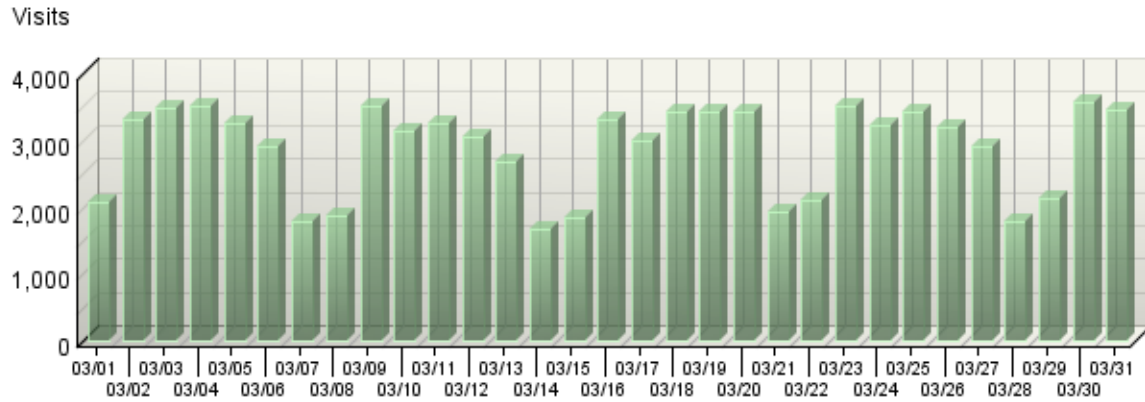
Total - The total for the column. Visits may span more than one time interval and are counted for each hour in this report. We therefore do not provide a total, which would be misleading.

Average - This row gives the average for each column.

Visits Trend

This report shows how the number of visits to your site changes over the course of the report period.

Visits Trend



Visits Trend

Day	Visits	% Visits
03/01	2,063	2.32%
03/02	3,307	3.71%
03/03	3,471	3.90%
03/04	3,500	3.93%
03/05	3,240	3.64%
03/06	2,893	3.25%
03/07	1,796	2.02%
03/08	1,879	2.11%
03/09	3,519	3.95%
03/10	3,126	3.51%
03/11	3,252	3.65%
03/12	3,040	3.41%
03/13	2,675	3.00%
03/14	1,679	1.89%
03/15	1,849	2.08%
03/16	3,312	3.72%
03/17	2,981	3.35%
03/18	3,415	3.83%
03/19	3,413	3.83%

Day	Visits	% Visits
03/20	3,415	3.83%
03/21	1,935	2.17%
03/22	2,106	2.36%
03/23	3,512	3.94%
03/24	3,222	3.62%
03/25	3,418	3.84%
03/26	3,192	3.58%
03/27	2,897	3.25%
03/28	1,780	2.00%
03/29	2,126	2.39%
03/30	3,576	4.02%
03/31	3,461	3.89%
Total	89,050	100.00%

items 1-31 of 31

Visits Trend - Help Card



Column Definitions

Time Interval (hour, day, etc.)

A one-year report displays monthly time increments. A one-quarter report displays weekly time increments. A one-month report or a one-week report displays daily time increments. A daily report displays hourly time increments. An hour-long interval marked 12:00, for example, includes all activity between 12:00 and 12:59.

Visits

Number of visits to your site during the specified time interval. A visit is a series of actions that begins when a visitor views their first page from the server, and ends when the visitor leaves the site or remains idle beyond the idle-time limit. The default idle-time limit is thirty minutes. This time limit can be changed by the system administrator.

%

Percentage of visits to your site during the specified time interval compared with all visits to your site during the report period.



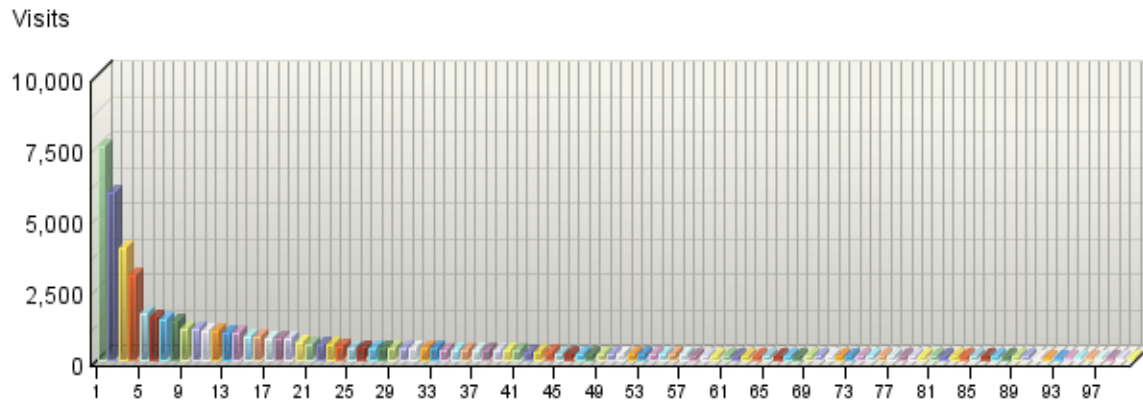
Report Descriptions

Periods of less activity can be considered good times for maintenance and content improvement.

Organizations

If you have enabled the WebTrends GeoTrends Database for this profile, this page will list the most active companies and other organizations visiting your web site.

Organizations by Visits



Organizations

	Organization Domain Name	Visits	% Visits	Hits
■ 1.	Hotmail Corporation	7,514	8.44%	21,146
	msn.com	5,841	6.56%	14,793
	Unresolved IP Address	1,673	1.88%	6,353
■ 2.	Internet Assigned Numbers Authority	5,901	6.63%	28,746
	Unresolved IP Address	1,658	1.86%	12,859
	verizon.net	815	0.92%	2,731
	comcast.net	774	0.87%	3,111
	sbcglobal.net	410	0.46%	1,270
	rr.com	231	0.26%	614
	rogers.com	185	0.21%	566
	leaseweb.com	159	0.18%	950
	cox.net	155	0.17%	497
	charter.com	133	0.15%	331
■ 3.	amazonaws.com	115	0.13%	762
	EXCALIBUR Group, A Time Warner Company	3,921	4.40%	14,115
	ask.com	1,663	1.87%	7,004
	rr.com	1,111	1.25%	3,667

	Organization Domain Name	Visits	% Visits	Hits
	comcast.net	562	0.63%	1,732
	sbcglobal.net	243	0.27%	731
	Unresolved IP Address	91	0.10%	260
	dsl.bell.ca	41	0.05%	135
	flatlandindustries.com	16	0.02%	45
	cavtel.net	16	0.02%	59
	ptlcentral.com	15	0.02%	15
	wavecable.com	9	0.01%	33
■ 4.	U.S. Environmental Protection Agency	2,997	3.37%	61,980
	Unresolved IP Address	2,814	3.16%	48,054
	epa.gov	183	0.21%	13,926
■ 5.	American Registry for Internet Numbers	1,591	1.79%	12,797
	yahoo.net	697	0.78%	10,245
	Unresolved IP Address	315	0.35%	541
	amazonaws.com	162	0.18%	848
	rr.com	97	0.11%	365
	embarqhsd.net	48	0.05%	127
	cox.net	30	0.03%	51
	umich.edu	24	0.03%	77
	dynaflow-inc.com	18	0.02%	59
	optonline.net	14	0.02%	28
	duke.edu	10	0.01%	33
■ 6.	Yahoo	1,501	1.69%	44,860
	yahoo.net	1,168	1.31%	44,487
	Unresolved IP Address	300	0.34%	321
	yahoo.com	27	0.03%	46
	inktomisearch.com	6	0.01%	6
■ 7.	Bell South Intellectual Property Corporation	1,425	1.60%	4,235
	bellsouth.net	652	0.73%	2,021
	Unresolved IP Address	288	0.32%	635
	suddenlink.net	77	0.09%	225
	rr.com	52	0.06%	158
	frontiernet.net	24	0.03%	72
	comcastbusiness.net	21	0.02%	58
	google.com	15	0.02%	44
	clearwire-dns.net	15	0.02%	34
	fuse.net	11	0.01%	25
	jonesctr.org	11	0.01%	13
■ 8.	Comcast Cable Communications, Inc.	1,359	1.53%	4,075
	comcast.net	1,296	1.46%	3,898

	Organization Domain Name	Visits	% Visits	Hits
	Unresolved IP Address	60	0.07%	169
	comcast.com	3	0.00%	8
■ 9.	RIPE NCC	1,101	1.24%	14,727
	dedi.digiweb.ie	342	0.38%	631
	Unresolved IP Address	291	0.33%	1,652
	as9105.com	35	0.04%	69
	sky.com	34	0.04%	62
	lyse.net	32	0.04%	34
	retail.telecomitalia.it	30	0.03%	85
	rdsnet.ro	26	0.03%	110
	yandex.ru	21	0.02%	11,128
	blueyonder.co.uk	18	0.02%	60
	gaoland.net	16	0.02%	30
■ 10.	Limelight Networks, Inc.	1,101	1.24%	5,787
	searchme.com	1,094	1.23%	5,769
	manyone.net	4	0.00%	8
	hickoryschools.net	2	0.00%	9
	directus.net	1	0.00%	1
■ 11.	FRANCE TELECOM	1,028	1.15%	1,358
	fti.net	989	1.11%	1,252
	static-ip.oleane.fr	19	0.02%	27
	abo.wanadoo.fr	13	0.01%	58
	Unresolved IP Address	5	0.01%	17
	royal-canin.fr	1	0.00%	2
	sep-haillan.fr	1	0.00%	2
■ 12.	Asia Pacific Network Information Center, Pty. Ltd.	997	1.12%	5,967
	Unresolved IP Address	342	0.38%	1,831
	122.airtelbroadband.in	337	0.38%	2,147
	pldt.net	80	0.09%	995
	optusnet.com.au	23	0.03%	32
	smartbro.net	20	0.02%	140
	rcil.gov.in	20	0.02%	118
	bigpond.net.au	17	0.02%	88
	sparqnet.net	17	0.02%	84
	iinet.net.au	12	0.01%	33
	youtele.com	9	0.01%	16
■ 13.	Google Inc	917	1.03%	43,442
	googlebot.com	810	0.91%	43,309
	Unresolved IP Address	103	0.12%	129

	Organization Domain Name	Visits	% Visits	Hits
	google.com	4	0.00%	4
■ 14.	SBC Internet	914	1.03%	3,167
	comcastbusiness.net	200	0.22%	561
	qwest.net	167	0.19%	456
	rr.com	143	0.16%	691
	amazonaws.com	82	0.09%	472
	charter.com	72	0.08%	242
	sbcglobal.net	36	0.04%	100
	windstream.net	25	0.03%	83
	clearwire-dns.net	24	0.03%	58
	suddenlink.net	23	0.03%	81
	bhntampa.com	17	0.02%	33
■ 15.	Verizon Internet Services Inc.	836	0.94%	2,691
	verizon.net	782	0.88%	2,530
	myfairpoint.net	34	0.04%	107
	Unresolved IP Address	14	0.02%	43
	baltimorecity.gov	2	0.00%	5
	inn-dc.com	1	0.00%	2
	estcal.com	1	0.00%	1
	olver.com	1	0.00%	1
	goterra.com	1	0.00%	2
■ 16.	Road Runner HoldCo LLC	813	0.91%	2,541
	rr.com	761	0.85%	2,373
	Unresolved IP Address	28	0.03%	107
	microcure.com	6	0.01%	23
	k12.nc.us	2	0.00%	12
	centice.com	2	0.00%	3
	une.edu	1	0.00%	1
	harleyschool.org	1	0.00%	1
	pascogov.com	1	0.00%	5
	themotzgroup.com	1	0.00%	4
	heidtinc.com	1	0.00%	1
■ 17.	America Online, Inc.	770	0.86%	933
	aol.com	768	0.86%	931
	Unresolved IP Address	2	0.00%	2
■ 18.	Southwestern Bell Internet Services, Inc.	746	0.84%	3,569
	as13448.com	289	0.32%	289
	dotnetdotcom.org	201	0.23%	2,487
	Unresolved IP Address	66	0.07%	116
	rr.com	23	0.03%	167

	Organization Domain Name	Visits	% Visits	Hits
	dreamhost.com	20	0.02%	24
	swbell.net	20	0.02%	62
	southslope.net	10	0.01%	29
	juch-tech.com	10	0.01%	32
	mindspring.com	8	0.01%	13
	in-addr.arpa	8	0.01%	23
■ 19.	GOALSTON AND STORRS	742	0.83%	743
	Unresolved IP Address	742	0.83%	743
■ 20.	Verizon Trademark Services LLC	623	0.70%	1,900
	verizon.net	529	0.59%	1,563
	rr.com	32	0.04%	39
	myfairpoint.net	26	0.03%	64
	dst.ca.us	6	0.01%	42
	telepacific.net	5	0.01%	8
	hydrabyte.com	4	0.00%	17
	Unresolved IP Address	4	0.00%	91
	silentspring.org	3	0.00%	16
	k12.va.us	2	0.00%	2
	iowatelecom.net	2	0.00%	6
■ 21.	Wanadoo Portails	546	0.61%	873
	fti.net	546	0.61%	873
■ 22.	CHARTER COMMUNICATIONS	529	0.59%	1,735
	charter.com	511	0.57%	1,696
	cbho.org	6	0.01%	11
	Unresolved IP Address	3	0.00%	4
	k12.nc.us	3	0.00%	4
	sonics.com	1	0.00%	2
	k12.wi.us	1	0.00%	1
	fibernetcc.com	1	0.00%	2
	wrres.com	1	0.00%	13
	evergreenccs.org	1	0.00%	1
	hshs.org	1	0.00%	1
■ 23.	COX COMMUNICATIONS	509	0.57%	1,314
	cox.net	493	0.55%	1,287
	Unresolved IP Address	9	0.01%	15
	hcdadv.com	1	0.00%	1
	cleanup.org	1	0.00%	1
	earthknowledge.net	1	0.00%	2
	cox-sd.net	1	0.00%	3
	rwpzoo.org	1	0.00%	3

	Organization Domain Name	Visits	% Visits	Hits
	beadfilters.com	1	0.00%	1
	cox.com	1	0.00%	1
■ 24.	AfriNIC - www.afrinic.net	456	0.51%	4,452
	tedata.net	185	0.21%	1,805
	Unresolved IP Address	156	0.18%	982
	link.com.eg	29	0.03%	1,319
	starcomms.net	28	0.03%	86
	4u.com.gh	18	0.02%	131
	afnet.net	10	0.01%	33
	accesskenya.com	6	0.01%	7
	iwayafrica.com	6	0.01%	13
	uwc.ac.za	4	0.00%	26
	infocom.co.ug	3	0.00%	28
■ 25.	CSC Holdings, Inc.	430	0.48%	1,380
	optonline.net	424	0.48%	1,366
	Unresolved IP Address	3	0.00%	5
	stpatrickhs.org	1	0.00%	1
	ducon.com	1	0.00%	3
	cablevision.com	1	0.00%	5
■ 26.	NIB	425	0.48%	1,638
	Unresolved IP Address	381	0.43%	1,544
	225/24.bsnl.in	7	0.01%	11
	68/24.bsnl.in	3	0.00%	3
	83/24.bsnl.in	2	0.00%	2
	146/25.bsnl.in	2	0.00%	5
	7/24.bsnl.in	2	0.00%	2
	75/24.bsnl.in	1	0.00%	1
	109/21.bsnl.in	1	0.00%	8
	239/25.bsnl.in	1	0.00%	5
	183/24.bsnl.in	1	0.00%	1
■ 27.	Comcast Cable Communications	416	0.47%	1,191
	comcast.net	412	0.46%	1,182
	Unresolved IP Address	4	0.00%	9
■ 28.	SBC Internet Services	414	0.46%	1,730
	sbcglobal.net	345	0.39%	1,602
	Unresolved IP Address	39	0.04%	66
	pacbell.net	16	0.02%	39
	swbell.net	3	0.00%	3
	santa-cruz.ca.us	2	0.00%	4
	ccclib.org	2	0.00%	3

	Organization Domain Name	Visits	% Visits	Hits
	contra-costa.ca.us	2	0.00%	5
	banabox.com	1	0.00%	2
	wayport.net	1	0.00%	1
	garmin.com	1	0.00%	2
■ 29.	Qwest Communications International Inc.	410	0.46%	1,413
	qwest.net	276	0.31%	926
	Unresolved IP Address	90	0.10%	386
	lightpath.net	14	0.02%	34
	grandcanyontrust.org	3	0.00%	10
	landstewardshipproject.org	3	0.00%	3
	raqc.org	2	0.00%	6
	drake.edu	2	0.00%	4
	mitm.com	2	0.00%	2
	hennepin.mn.us	2	0.00%	2
	lldc.net	2	0.00%	4
■ 30.	ioNET, Inc.	395	0.44%	11,468
	Unresolved IP Address	190	0.21%	1,111
	cuill.com	113	0.13%	9,814
	ttemi.com	32	0.04%	91
	hailoo.com	10	0.01%	15
	scoutjet.com	9	0.01%	301
	wwfus.org	7	0.01%	23
	aciplastics.com	4	0.00%	17
	nativehosting.com	3	0.00%	3
	mmsd.com	2	0.00%	2
	bingham.com	2	0.00%	27
■ 31.	KRNIC	375	0.42%	641
	Unresolved IP Address	318	0.36%	569
	icu.ac.kr	40	0.04%	40
	nexg.net	8	0.01%	10
	samsung.co.kr	2	0.00%	2
	nextodi.com	1	0.00%	1
	krei.re.kr	1	0.00%	1
	cataegu.ac.kr	1	0.00%	11
	kotra.or.kr	1	0.00%	2
	knou.ac.kr	1	0.00%	2
	catholic.or.kr	1	0.00%	2
■ 32.	CNCGROUP Beijing province network	372	0.42%	773
	Unresolved IP Address	372	0.42%	773
■ 33.	Inktomi Corporation	372	0.42%	2,288

	Organization Domain Name	Visits	% Visits	Hits
	yahoo.net	372	0.42%	2,288
■ 34.	Exalead	370	0.42%	588
	exabot.com	370	0.42%	588
■ 35.	Comcast Cable Communications Holdings, Inc	360	0.40%	1,229
	comcast.net	353	0.40%	1,217
	Unresolved IP Address	6	0.01%	7
	rhythm.com	1	0.00%	5
■ 36.	Comcast Cable Communications, IP Services	342	0.38%	921
	comcast.net	341	0.38%	920
	Unresolved IP Address	1	0.00%	1
■ 37.	Cox Communications Inc.	318	0.36%	883
	cox.net	313	0.35%	862
	fti-net.com	2	0.00%	15
	kidronbethel.org	1	0.00%	2
	kirkpatrickoil.com	1	0.00%	2
	exline-inc.com	1	0.00%	2
■ 38.	Comcast Cable Communications Holdings, Inc.	314	0.35%	1,017
	comcast.net	306	0.34%	997
	Unresolved IP Address	8	0.01%	20
■ 39.	CHINANET beijing province network	313	0.35%	361
	Unresolved IP Address	311	0.35%	355
	bjtelecom.net	1	0.00%	3
	163data.com.cn	1	0.00%	3
■ 40.	Videsh Sanchar Nigam Ltd - India.	313	0.35%	1,256
	vsnl.net.in	255	0.29%	970
	Unresolved IP Address	31	0.03%	66
	iitm.ac.in	14	0.02%	139
	barc.gov.in	2	0.00%	2
	ac.in	2	0.00%	12
	isical.ac.in	2	0.00%	51
	lbinfotech.net	2	0.00%	10
	ndplonline.com	1	0.00%	1
	ccmb.res.in	1	0.00%	1
	mdi.ac.in	1	0.00%	1
■ 41.	University of Illinois at Urbana Champaign	306	0.34%	2,434
	riverglassinc.com	161	0.18%	2,014
	uiuc.edu	142	0.16%	405
	illinois.edu	2	0.00%	5
	Unresolved IP Address	1	0.00%	10

	Organization Domain Name	Visits	% Visits	Hits
■ 42.	NHN	288	0.32%	490
	Unresolved IP Address	288	0.32%	490
■ 43.	Latin American and Caribbean IP address Regional Registry	263	0.30%	940
	Unresolved IP Address	71	0.08%	155
	virtua.com.br	41	0.05%	142
	veloxzone.com.br	22	0.02%	36
	prod-infinitum.com.mx	12	0.01%	16
	speedy.net.pe	12	0.01%	48
	telesp.net.br	10	0.01%	14
	brasiltelecom.net.br	8	0.01%	10
	gvt.net.br	4	0.00%	11
	cable.net.co	4	0.00%	16
	uel.br	3	0.00%	3
■ 44.	Provider Local Registry	249	0.28%	638
	Unresolved IP Address	165	0.19%	311
	ono.com	9	0.01%	18
	pol.co.uk	9	0.01%	20
	cable.casema.nl	8	0.01%	25
	orange.co.ke	6	0.01%	22
	ttnet.net.tr	4	0.00%	62
	adsl.cybercity.dk	4	0.00%	4
	servainet.com	4	0.00%	72
	bredband2.com	3	0.00%	5
	blueyonder.co.uk	3	0.00%	3
■ 45.	BellSouth.net Inc.	224	0.25%	634
	bellsouth.net	175	0.20%	499
	Unresolved IP Address	33	0.04%	82
	jtg.com	5	0.01%	12
	k12.la.us	2	0.00%	7
	ncsecu.org	1	0.00%	1
	j109	1	0.00%	5
	marietta.gov	1	0.00%	1
	gwinnettpl.org	1	0.00%	4
	kanner-law.com	1	0.00%	1
	iccms.edu	1	0.00%	2
■ 46.	Comcast Cable Communications, Inc	222	0.25%	683
	comcast.net	219	0.25%	680
	Unresolved IP Address	3	0.00%	3
■ 47.	AT&T Corp.	211	0.24%	526

	Organization Domain Name	Visits	% Visits	Hits
	Unresolved IP Address	143	0.16%	368
	mchsi.com	18	0.02%	32
	state.in.us	14	0.02%	38
	att-inc.com	4	0.00%	7
	pirnie.com	4	0.00%	9
	att.net	3	0.00%	4
	lanscient.com	2	0.00%	10
	cuw.edu	1	0.00%	5
	panomics.com	1	0.00%	1
	rectorseal.com	1	0.00%	1
■ 48.	Covad Communications Company	208	0.23%	458
	covad.net	190	0.21%	426
	Unresolved IP Address	4	0.00%	9
	wolverinepacking.com	2	0.00%	2
	gordley.com	2	0.00%	4
	bizins.com	1	0.00%	1
	cbtrust.org	1	0.00%	1
	purafile.com	1	0.00%	1
	wgf.org	1	0.00%	4
	ids-us.com	1	0.00%	1
	fortispartners.com	1	0.00%	1
■ 49.	TIDC	194	0.22%	926
	bio2006.gc.ca	194	0.22%	926
■ 50.	CANTV Servicios	194	0.22%	617
	Unresolved IP Address	75	0.08%	242
	cantv.net	20	0.02%	56
	tsst.net.tt	15	0.02%	35
	prima.net.ar	7	0.01%	91
	cable.net.co	7	0.01%	12
	fibertel.com.ar	6	0.01%	10
	telecom.net.ar	6	0.01%	20
	epm.net.co	6	0.01%	33
	speedy.com.ar	5	0.01%	10
	enitel.net.ni	4	0.00%	14
■ 51.	XO Communications, Inc	191	0.21%	15,380
	xo.net	156	0.18%	15,281
	Unresolved IP Address	8	0.01%	41
	lib.ny.us	5	0.01%	5
	freightdesk.net	3	0.00%	4
	acnenergy.com	2	0.00%	12

	Organization Domain Name	Visits	% Visits	Hits
	actionnet.net	2	0.00%	10
	weidemannassoc.com	2	0.00%	2
	mwsj.com	1	0.00%	5
	sparkplugbb.net	1	0.00%	1
	thecityofnewport.net	1	0.00%	1
52.	Microsoft Corporation	191	0.21%	1,190
	Unresolved IP Address	155	0.17%	1,094
	microsoft.com	36	0.04%	96
53.	USDA Office of Operations	189	0.21%	445
	usda.gov	121	0.14%	294
	Unresolved IP Address	55	0.06%	130
	fs.fed.us	13	0.01%	21
54.	National Internet Backbone	184	0.21%	772
	Unresolved IP Address	182	0.20%	770
	ac.in	1	0.00%	1
	kerala.ac.in	1	0.00%	1
55.	Pennsylvania State University	183	0.21%	394
	psu.edu	140	0.16%	241
	Unresolved IP Address	43	0.05%	153
56.	University of Florida	181	0.20%	1,192
	ufl.edu	163	0.18%	1,147
	Unresolved IP Address	18	0.02%	45
57.	Sprint DSL Network	171	0.19%	554
	embarqhsd.net	164	0.18%	519
	Unresolved IP Address	4	0.00%	29
	embarqservices.net	1	0.00%	1
	in-addr.arpa	1	0.00%	4
	embarqnow.net	1	0.00%	1
58.	Iowa State University	168	0.19%	825
	iastate.edu	119	0.13%	255
	gsinetblock.net	26	0.03%	423
	Unresolved IP Address	21	0.02%	144
	nssl.gov	2	0.00%	3
59.	TDC Song AB	167	0.19%	513
	Unresolved IP Address	167	0.19%	513
60.	Cellco Partnership DBA Verizon Wireless	167	0.19%	452
	myvzw.com	167	0.19%	452
61.	Level 3 Communications, Inc.	160	0.18%	309
	Unresolved IP Address	90	0.10%	147
	Level3.net	36	0.04%	80

	Organization Domain Name	Visits	% Visits	Hits
	devgateway.org	15	0.02%	33
	yahoo.net	5	0.01%	5
	speednetllc.com	3	0.00%	24
	halliburton.com	2	0.00%	2
	ice-llc.com	2	0.00%	6
	vt.edu	2	0.00%	2
	dsci-net.com	2	0.00%	5
	westernmarylandconsortium.org	1	0.00%	1
■ 62.	Ocom B.V.	159	0.18%	955
	under.the-sea.nl	85	0.10%	510
	leaseweb.com	74	0.08%	445
■ 63.	University of Wisconsin	146	0.16%	326
	wisc.edu	71	0.08%	151
	Unresolved IP Address	58	0.07%	126
	wisconsintechcouncil.com	5	0.01%	11
	wiscnet.net	4	0.00%	13
	activeandalive.com	2	0.00%	10
	biosentinelpharma.com	2	0.00%	3
	hecc24	1	0.00%	5
	stratatechcorp.com	1	0.00%	2
	k12.wi.us	1	0.00%	3
	green-lake.wi.us	1	0.00%	2
■ 64.	North Carolina State University	145	0.16%	403
	ncsu.edu	137	0.15%	369
	Unresolved IP Address	3	0.00%	3
	rti.org	3	0.00%	16
	ncstate.net	2	0.00%	15
■ 65.	Reliance Infocom Ltd	136	0.15%	745
	Unresolved IP Address	125	0.14%	730
	ac.in	5	0.01%	9
	gnfc.in	3	0.00%	3
	cmcvellore.ac.in	2	0.00%	2
	relianceworld.in	1	0.00%	1
■ 66.	Frontier Information Technologies INC	135	0.15%	462
	frontiernet.net	72	0.08%	262
	Unresolved IP Address	37	0.04%	146
	cascadedesigns.com	7	0.01%	14
	christianlifeag.org	3	0.00%	5
	k12.az.us	2	0.00%	2
	aznetgate.net	2	0.00%	6

	Organization Domain Name	Visits	% Visits	Hits
	bcs1.org	2	0.00%	2
	nlight.net	1	0.00%	2
	pscleanair.org	1	0.00%	1
	msb.priv	1	0.00%	1
■ 67.	University of Washington	135	0.15%	380
	washington.edu	130	0.15%	371
	Unresolved IP Address	4	0.00%	8
	uwb.edu	1	0.00%	1
■ 68.	SingNet Pte Ltd	134	0.15%	332
	Unresolved IP Address	134	0.15%	332
■ 69.	EarthLink, Inc.	133	0.15%	376
	mindspring.com	125	0.14%	356
	earthlink.net	8	0.01%	20
■ 70.	Time Warner Telecom	133	0.15%	432
	twtelecom.net	81	0.09%	270
	Unresolved IP Address	19	0.02%	33
	guildassociates.com	6	0.01%	32
	arete.com	3	0.00%	6
	pdrcorp.com	2	0.00%	31
	community-minded.org	2	0.00%	2
	sewrpc.org	2	0.00%	12
	k12.nc.us	2	0.00%	2
	bakersfield.ca.us	1	0.00%	1
	sequoiacomunity.com	1	0.00%	1
■ 71.	UUNET Technologies, Inc.	128	0.14%	405
	Unresolved IP Address	78	0.09%	281
	alter.net	13	0.01%	47
	uu.net	9	0.01%	18
	anla.org	4	0.00%	12
	ama-assn.org	4	0.00%	4
	tnc.org	4	0.00%	6
	environcorp.com	3	0.00%	10
	shimadzu.com	2	0.00%	2
	trinitydc.edu	1	0.00%	6
	cssbb.net	1	0.00%	5
■ 72.	Purdue University	126	0.14%	346
	purdue.edu	124	0.14%	344
	Unresolved IP Address	2	0.00%	2
■ 73.	LSO	125	0.14%	8,135
	cuill.com	125	0.14%	8,135

	Organization Domain Name	Visits	% Visits	Hits
74.	University of Arizona	125	0.14%	431
	Arizona.EDU	70	0.08%	208
	Unresolved IP Address	55	0.06%	223
75.	University of Minnesota	125	0.14%	324
	umn.edu	117	0.13%	302
	Unresolved IP Address	8	0.01%	22
76.	Texas A&M University	125	0.14%	452
	tamu.edu	115	0.13%	391
	Unresolved IP Address	10	0.01%	61
77.	Telekom Malaysia Berhad	121	0.14%	414
	tm.net.my	81	0.09%	260
	Unresolved IP Address	29	0.03%	142
	in-addr.arpa	10	0.01%	11
	tractors.com.my	1	0.00%	1
78.	DoD Network Information Center	116	0.13%	208
	Unresolved IP Address	63	0.07%	114
	army.mil	16	0.02%	17
	navy.mil	12	0.01%	34
	mda.mil	10	0.01%	10
	dia.mil	3	0.00%	6
	transcom.mil	2	0.00%	2
	af.mil	2	0.00%	2
	dtra.mil	2	0.00%	4
	centcom.mil	1	0.00%	4
	socom.mil	1	0.00%	1
79.	Internet Allegiance, Inc.	116	0.13%	345
	algx.net	92	0.10%	254
	tiax.biz	5	0.01%	9
	aap.org	3	0.00%	7
	Unresolved IP Address	2	0.00%	2
	nwra.com	2	0.00%	12
	eclipsethinfilms.com	2	0.00%	9
	advantedgebc.com	2	0.00%	4
	platinumsolutions.com	2	0.00%	5
	lewis-burke.com	2	0.00%	30
sim-gtech.com	1	0.00%	2	
80.	Uninet S.A. de C.V.	115	0.13%	309
	prod-infinitum.com.mx	99	0.11%	278
	uninet-ide.com.mx	7	0.01%	16
	Unresolved IP Address	5	0.01%	11

	Organization Domain Name	Visits	% Visits	Hits
	prod-empresarial.com.mx	2	0.00%	2
	ipicyt.edu.mx	1	0.00%	1
	cat.mx	1	0.00%	1
■ 81.	Michigan State University	115	0.13%	461
	msu.edu	93	0.10%	236
	Unresolved IP Address	22	0.02%	225
■ 82.	RCN	113	0.13%	286
	rcn.com	110	0.12%	283
	Unresolved IP Address	2	0.00%	2
	feingoldalpert.com	1	0.00%	1
■ 83.	Comcast Business Communications, Inc.	111	0.12%	412
	comcastbusiness.net	98	0.11%	377
	robrertsfiltergroup.com	2	0.00%	6
	packetfrenzy.com	1	0.00%	1
	fishsciences.net	1	0.00%	4
	ashcreekassociates.com	1	0.00%	1
	xenolith.org	1	0.00%	5
	rddynamics.com	1	0.00%	1
	a2h.com	1	0.00%	3
	duomar.com	1	0.00%	8
	k12.nj.us	1	0.00%	1
■ 84.	Shaw Cablesystems G.P.	108	0.12%	283
	shawcable.net	103	0.12%	274
	Unresolved IP Address	4	0.00%	8
	conservancy.bc.ca	1	0.00%	1
■ 85.	Cornell University	107	0.12%	299
	cornell.edu	83	0.09%	270
	Unresolved IP Address	21	0.02%	25
	nsdl.org	3	0.00%	4
■ 86.	Axion Internet Communications	106	0.12%	108
	Unresolved IP Address	106	0.12%	108
■ 87.	InTechnologys Hosting address space.	106	0.12%	234
	Unresolved IP Address	106	0.12%	234
■ 88.	Telstra Internet	103	0.12%	279
	bigpond.net.au	74	0.08%	152
	Unresolved IP Address	21	0.02%	116
	southeastwater.com.au	1	0.00%	1
	westernwater.com.au	1	0.00%	1
	naturecare.com.au	1	0.00%	2
	schools.net.au	1	0.00%	1

	Organization Domain Name	Visits	% Visits	Hits
	telstra.net	1	0.00%	1
	melbournewater.com.au	1	0.00%	1
	anmm.gov.au	1	0.00%	1
	telstra.com	1	0.00%	3
■ 89.	Japan Network Information Center	103	0.12%	492
	Unresolved IP Address	72	0.08%	394
	affrc.go.jp	12	0.01%	19
	hokudai.ac.jp	2	0.00%	22
	nagoya-u.ac.jp	2	0.00%	4
	fukuoka-u.ac.jp	1	0.00%	1
	saitama-u.ac.jp	1	0.00%	11
	shizuoka.ac.jp	1	0.00%	1
	osaka-u.ac.jp	1	0.00%	2
	daikin.co.jp	1	0.00%	1
	in-addr.arpa	1	0.00%	5
■ 90.	Proxad, Internet Service Provider in France	103	0.12%	584
	laycat.com	59	0.07%	212
	dedibox.fr	22	0.02%	261
	kyklo.com	14	0.02%	85
	proxad.net	4	0.00%	11
	aceleo.com	3	0.00%	13
	Unresolved IP Address	1	0.00%	2
■ 91.	block for PI assignments	101	0.11%	263
	Unresolved IP Address	86	0.10%	245
	unep-wcmc.org	5	0.01%	8
	SteepHost.Net	5	0.01%	5
	opera-mini.net	1	0.00%	1
	didan.net.ua	1	0.00%	1
	sttb.pl	1	0.00%	1
	registers.lt	1	0.00%	1
	westsussex.gov.uk	1	0.00%	1
■ 92.	University of California at Berkeley	101	0.11%	333
	Berkeley.EDU	98	0.11%	297
	Unresolved IP Address	3	0.00%	36
■ 93.	Verizon Internet Services	101	0.11%	240
	verizon.net	98	0.11%	226
	myfairpoint.net	2	0.00%	13
	Unresolved IP Address	1	0.00%	1
■ 94.	AboveNet Communications, Inc.	101	0.11%	197
	Unresolved IP Address	67	0.08%	138

	Organization Domain Name	Visits	% Visits	Hits
	above.net	33	0.04%	58
	cov.com	1	0.00%	1
■ 95.	Neo Telecoms Group	101	0.11%	185
	exabot.com	101	0.11%	185
■ 96.	Colorado State University	100	0.11%	319
	colostate.edu	76	0.09%	245
	heald-atmos	9	0.01%	22
	Unresolved IP Address	5	0.01%	18
	cammac	3	0.00%	7
	busdomblade3	1	0.00%	5
	pandora	1	0.00%	8
	crg-img-755	1	0.00%	4
	colorado-da24b0	1	0.00%	1
	erc-temp123	1	0.00%	1
	shannon	1	0.00%	7
■ 97.	Hughes Network Systems	99	0.11%	356
	direcway.com	54	0.06%	227
	direcpc.com	45	0.05%	129
■ 98.	StarHub Cable Vision Ltd	97	0.11%	746
	maxonline.com.sg	97	0.11%	746
■ 99.	Oregon State University	97	0.11%	368
	oregonstate.edu	80	0.09%	324
	orst.edu	17	0.02%	44
■ 100.	University of California, Davis	96	0.11%	335
	Unresolved IP Address	63	0.07%	233
	ucdavis.edu	33	0.04%	102
■ 101.	University of Michigan -- ITD	95	0.11%	343
	umich.edu	84	0.09%	254
	Unresolved IP Address	10	0.01%	88
	umflint.edu	1	0.00%	1
■ 102.	PT Telekomunikasi Indonesia	94	0.11%	288
	telkom.net.id	89	0.10%	282
	Unresolved IP Address	3	0.00%	3
	usu.ac.id	2	0.00%	3
■ 103.	Pacific Bell Internet Services	93	0.10%	567
	pacbell.net	25	0.03%	77
	Unresolved IP Address	25	0.03%	379
	corenap.com	7	0.01%	10
	mammothnetworks.com	5	0.01%	14
	dtccom.net	4	0.00%	9

	Organization Domain Name	Visits	% Visits	Hits
	sopris.net	4	0.00%	17
	consolidated.net	4	0.00%	8
	pprc.org	3	0.00%	3
	cornerturn.com	2	0.00%	6
	nctv.com	2	0.00%	2
■ 104.	Ohio State University	91	0.10%	236
	ohio-state.edu	58	0.07%	114
	Unresolved IP Address	29	0.03%	111
	osumc.edu	4	0.00%	11
■ 105.	Rutgers University	91	0.10%	398
	rutgers.edu	90	0.10%	393
	Unresolved IP Address	1	0.00%	5
■ 106.	University of Tennessee	90	0.10%	334
	utk.edu	48	0.05%	187
	Unresolved IP Address	42	0.05%	147
■ 107.	Ovh Systems	90	0.10%	269
	ovh.net	57	0.06%	226
	smartwebsearching.be	19	0.02%	25
	Unresolved IP Address	7	0.01%	7
	whatever-company.com	6	0.01%	10
	ultraxml.info	1	0.00%	1
■ 108.	IP pools	90	0.10%	298
	btcentralplus.com	88	0.10%	275
	Unresolved IP Address	2	0.00%	23
■ 109.	Texas Parks & Wildlife Department	89	0.10%	95
	state.tx.us	89	0.10%	95
■ 110.	State of Minnesota	89	0.10%	216
	Unresolved IP Address	85	0.10%	212
	goodhue.mn.us	1	0.00%	1
	rice.mn.us	1	0.00%	1
	dakota.mn.us	1	0.00%	1
	olmsted.mn.us	1	0.00%	1
■ 111.	Ethiopian Telecommunication corporation	87	0.10%	720
	Unresolved IP Address	86	0.10%	719
	ethiopianairlines.com	1	0.00%	1
■ 112.	Johns Hopkins University	87	0.10%	262
	Unresolved IP Address	37	0.04%	87
	jhu.edu	23	0.03%	91
	jhsp.h.edu	21	0.02%	53
	johnshopkins.net	6	0.01%	31

	Organization Domain Name	Visits	% Visits	Hits
■ 113.	Oklahoma State University	85	0.10%	182
	okstate.edu	68	0.08%	156
	Unresolved IP Address	16	0.02%	25
	osuokc.edu	1	0.00%	1
■ 114.	DUKE UNIVERSITY	85	0.10%	246
	duke.edu	77	0.09%	219
	Unresolved IP Address	8	0.01%	27
■ 115.	Harvard University	85	0.10%	202
	harvard.edu	77	0.09%	184
	Unresolved IP Address	7	0.01%	17
	caregroup.org	1	0.00%	1
■ 116.	University of Texas at Austin	85	0.10%	271
	utexas.edu	76	0.09%	248
	Unresolved IP Address	9	0.01%	23
■ 117.	TDS Telecom, TDSNET	84	0.09%	254
	tds.net	74	0.08%	230
	Unresolved IP Address	3	0.00%	4
	caymanchem.com	2	0.00%	8
	lkfriends.org	1	0.00%	1
	prodesse.com	1	0.00%	1
	minitube.com	1	0.00%	7
	cleanwisconsin.org	1	0.00%	2
advancedphotonix.com	1	0.00%	1	
■ 118.	LOGIKA CORPORATION	81	0.09%	83
	logika.net	81	0.09%	83
■ 119.	Virginia Tech CNS	81	0.09%	234
	vt.edu	79	0.09%	224
	Unresolved IP Address	2	0.00%	10
■ 120.	Picsearch AB	78	0.09%	489
	picsearch.com	78	0.09%	489
■ 121.	National Library of Medicine	78	0.09%	80
	Unresolved IP Address	53	0.06%	53
	nih.gov	25	0.03%	27
■ 122.	Emirates Telecommunications Corporation	75	0.08%	163
	Unresolved IP Address	75	0.08%	163
■ 123.	Georgia Institute of Technology	75	0.08%	254
	gatech.edu	67	0.08%	235
	Unresolved IP Address	8	0.01%	19
■ 124.	Columbia University	75	0.08%	230
	columbia.edu	75	0.08%	230

	Organization Domain Name	Visits	% Visits	Hits
125.	KOREA TELECOM	74	0.08%	364
	Unresolved IP Address	74	0.08%	364
126.	Auburn University	73	0.08%	215
	auburn.edu	38	0.04%	68
	Unresolved IP Address	35	0.04%	147
127.	TELEFONICA DE ESPANA	73	0.08%	530
	rima-tde.net	71	0.08%	528
	Unresolved IP Address	2	0.00%	2
128.	IPG	73	0.08%	270
	pldt.net	58	0.07%	158
	Unresolved IP Address	15	0.02%	112
129.	University Of Kentucky	72	0.08%	154
	Unresolved IP Address	69	0.08%	150
	uky.edu	3	0.00%	4
130.	The United States Centers For Disease Control	71	0.08%	315
	cdc.gov	71	0.08%	315
131.	Speakeasy Network DSL	71	0.08%	161
	speakeasy.net	66	0.07%	125
	streamborn.com	4	0.00%	21
	absolutepros.com	1	0.00%	15
132.	MTNL CAT B ISP	70	0.08%	245
	bol.net.in	37	0.04%	94
	mtnl.net.in	33	0.04%	151
133.	Louisiana State University	70	0.08%	143
	lsu.edu	49	0.06%	112
	Unresolved IP Address	21	0.02%	31
134.	Data Communication Business Group, Chunghwa Telecom Co., Ltd.	69	0.08%	247
	Unresolved IP Address	26	0.03%	75
	hinet.net	17	0.02%	102
	smartbro.net	11	0.01%	46
	xtra.co.nz	4	0.00%	4
	in-addr.arpa	3	0.00%	5
	totbb.net	3	0.00%	4
	global-gateway.net.nz	2	0.00%	2
	tlcbio.com	1	0.00%	7
	ctci.com.tw	1	0.00%	1
	io-global.com	1	0.00%	1
135.	Battelle Pacific Northwest Laboratory	69	0.08%	88
	pnl.gov	69	0.08%	88

	Organization Domain Name	Visits	% Visits	Hits
136.	ROGERS SHARED SERVICES	68	0.08%	214
	verizon.net	15	0.02%	30
	rr.com	14	0.02%	82
	spscdns.net	13	0.01%	15
	Unresolved IP Address	10	0.01%	20
	rogers.com	8	0.01%	52
	zoominternet.net	4	0.00%	6
	ptd.net	2	0.00%	6
	newwavecomm.net	1	0.00%	2
	icastusa.org	1	0.00%	1
137.	Texas Tech University	68	0.08%	194
	ttu.edu	68	0.08%	194
138.	Neterra Ltd.	68	0.08%	720
	Unresolved IP Address	68	0.08%	720
139.	PROVIDER	68	0.08%	291
	Unresolved IP Address	36	0.04%	76
	mobile.CARNet.hr	4	0.00%	8
	ono.com	3	0.00%	22
	squ.edu.om	3	0.00%	3
	bredband.comhem.se	2	0.00%	16
	afsat.com	2	0.00%	7
	server.lu	2	0.00%	8
	net.novis.pt	2	0.00%	49
	the-wired.org	1	0.00%	1
	issp.bas.bg	1	0.00%	22
140.	West Virginia University	66	0.07%	178
	Unresolved IP Address	53	0.06%	135
	wvu.edu	13	0.01%	43
141.	Reliance Infocomm Limited,	66	0.07%	533
	Unresolved IP Address	66	0.07%	533
142.	Century Telephone Ent., Inc.	65	0.07%	187
	centurytel.net	63	0.07%	171
	Unresolved IP Address	2	0.00%	16
143.	University of Maryland	65	0.07%	153
	umd.edu	53	0.06%	125
	Unresolved IP Address	12	0.01%	28
144.	D. A. Cox Enterprises, Incorporated	65	0.07%	259
	cox.net	56	0.06%	242
	tulsatech.org	2	0.00%	2
	mantech.com	2	0.00%	2

	Organization Domain Name	Visits	% Visits	Hits
	navtechgps.com	1	0.00%	2
	tpbp.com	1	0.00%	7
	yahoo.com	1	0.00%	2
	Unresolved IP Address	1	0.00%	1
	fwb.org	1	0.00%	1
■ 145.	Washington State University	65	0.07%	187
	wsu.edu	65	0.07%	187
■ 146.	AT&T Global Network Services	65	0.07%	94
	mycingular.net	50	0.06%	67
	Unresolved IP Address	11	0.01%	18
	chemtrec.com	3	0.00%	8
	163data.com.cn	1	0.00%	1
■ 147.	Telkom SA Ltd	64	0.07%	76
	telkom-ipnet.co.za	64	0.07%	76
■ 148.	Barak I.T.C	63	0.07%	91
	barak-online.net	61	0.07%	88
	freemind.co.il	1	0.00%	2
	Unresolved IP Address	1	0.00%	1
■ 149.	Ministry of Education Computer Center	63	0.07%	325
	Unresolved IP Address	45	0.05%	255
	sinica.edu.tw	4	0.00%	22
	nchu.edu.tw	4	0.00%	8
	tnrc.edu.tw	3	0.00%	3
	ncu.edu.tw	2	0.00%	28
	dahan.edu.tw	1	0.00%	1
	csmu.edu.tw	1	0.00%	1
	cju.edu.tw	1	0.00%	5
	ym.edu.tw	1	0.00%	1
	nanya.edu.tw	1	0.00%	1
■ 150.	Savvis	63	0.07%	147
	Unresolved IP Address	63	0.07%	147
■ 151.	DigiZinc, LLC	63	0.07%	67
	Unresolved IP Address	63	0.07%	67
■ 152.	University of Georgia	63	0.07%	134
	uga.edu	42	0.05%	90
	Unresolved IP Address	21	0.02%	44
■ 153.	Sympatico HSE	63	0.07%	209
	dsl.bell.ca	50	0.06%	160
	Unresolved IP Address	7	0.01%	15
	sdsl.bell.ca	6	0.01%	34

	Organization Domain Name	Visits	% Visits	Hits
■ 154.	CHTD, Chunghwa Telecom Co., Ltd.	63	0.07%	256
	hinet.net	43	0.05%	97
	epa.gov.tw	11	0.01%	40
	Unresolved IP Address	5	0.01%	18
	comtrend.com.tw	2	0.00%	99
	803.org.tw	1	0.00%	1
	com.tw	1	0.00%	1
■ 155.	Bresnan Communications, LLC.	62	0.07%	186
	bresnan.net	61	0.07%	185
	parkcounty.us	1	0.00%	1
■ 156.	EXPAN Internet Data Centre	62	0.07%	62
	Unresolved IP Address	62	0.07%	62
■ 157.	iMorph, Inc	62	0.07%	93
	Unresolved IP Address	62	0.07%	93
■ 158.	INSIGHT COMMUNICATIONS COMPANY, L.P.	62	0.07%	270
	insightbb.com	62	0.07%	270
■ 159.	Michigan Technological University	62	0.07%	189
	mtu.edu	59	0.07%	186
	Unresolved IP Address	3	0.00%	3
■ 160.	Carnegie-Mellon University	61	0.07%	119
	cmu.edu	53	0.06%	111
	Unresolved IP Address	8	0.01%	8
■ 161.	DENR Parker Lincoln	61	0.07%	92
	Unresolved IP Address	61	0.07%	92
■ 162.	North Carolina Research and Education Network	61	0.07%	177
	unc.edu	29	0.03%	76
	Unresolved IP Address	27	0.03%	82
	k12.nc.us	2	0.00%	7
	rcsnc.org	1	0.00%	5
	ncruralcenter.org	1	0.00%	2
	uncg.edu	1	0.00%	5
■ 163.	Last Resort Local Registry	60	0.07%	166
	Unresolved IP Address	58	0.07%	159
	asml.com	1	0.00%	1
	dragonara.net	1	0.00%	6
■ 164.	University of California, Los Angeles	60	0.07%	199
	ucla.edu	43	0.05%	155
	Unresolved IP Address	17	0.02%	44
■ 165.	Service Provider Corporation	60	0.07%	141

	Organization Domain Name	Visits	% Visits	Hits
	Unresolved IP Address	40	0.04%	70
	mycingular.net	12	0.01%	41
	mymmode.com	5	0.01%	20
	myvzw.com	1	0.00%	1
	jamamobile.co.nz	1	0.00%	2
	in-addr.arpa	1	0.00%	7
■ 166.	U.S. Geological Survey	59	0.07%	122
	usgs.gov	59	0.07%	122
■ 167.	Profitability.net	59	0.07%	1,656
	planetdiscover.com	59	0.07%	1,656
■ 168.	Battelle Memorial Institute	59	0.07%	132
	Unresolved IP Address	40	0.04%	94
	battelle.com	19	0.02%	38
■ 169.	BT Public Internet Service	58	0.07%	228
	btcentralplus.com	55	0.06%	221
	wlms-broadband.com	2	0.00%	6
	Unresolved IP Address	1	0.00%	1
■ 170.	Research in Motion	58	0.07%	79
	Unresolved IP Address	58	0.07%	79
■ 171.	Arizona State University	58	0.07%	289
	asu.edu	53	0.06%	244
	Unresolved IP Address	5	0.01%	45
■ 172.	Dishnet Wireless Ltd, India	57	0.06%	213
	aircel.co.in	49	0.06%	170
	Unresolved IP Address	6	0.01%	11
	bma.ac.in	1	0.00%	1
	azamcampus.org	1	0.00%	31
■ 173.	SC Digital Construction Network SRL	57	0.06%	142
	dcn.ro	57	0.06%	142
■ 174.	Research Triangle Institute	56	0.06%	231
	rti.org	46	0.05%	217
	Unresolved IP Address	10	0.01%	14
■ 175.	Deutsche Telekom Online Service GmbH	56	0.06%	163
	t-dialin.net	49	0.06%	145
	Unresolved IP Address	7	0.01%	18
■ 176.	Deutsche Telekom AG	56	0.06%	232
	dip0.t-ipconnect.de	33	0.04%	171
	t-dialin.net	18	0.02%	46
	Unresolved IP Address	4	0.00%	13
	hollaender.net	1	0.00%	2

	Organization Domain Name	Visits	% Visits	Hits
177.	Telewest HSD Platform	55	0.06%	187
	blueyonder.co.uk	55	0.06%	187
178.	University of South Carolina	55	0.06%	141
	Unresolved IP Address	37	0.04%	108
	sc.edu	9	0.01%	23
	ce-20	7	0.01%	8
	ch-0146	1	0.00%	1
179.	University of Arkansas - Fayetteville	55	0.06%	336
	uark.edu	47	0.05%	279
180.	Unresolved IP Address	8	0.01%	57
	BSPUT151 Puteaux Bloc 2	55	0.06%	218
	abo.wanadoo.fr	50	0.06%	188
181.	Unresolved IP Address	5	0.01%	30
	Cincinnati Bell Telephone	55	0.06%	196
	fuse.net	49	0.06%	173
182.	Unresolved IP Address	5	0.01%	21
	lib.ky.us	1	0.00%	2
	University of Hawaii	55	0.06%	154
183.	hawaii.edu	36	0.04%	97
	Unresolved IP Address	19	0.02%	57
	Bell & Howell Company	54	0.06%	612
184.	cos.com	31	0.03%	558
	Unresolved IP Address	23	0.03%	54
	Qwest Communications Corporation	54	0.06%	239
185.	qwest.net	35	0.04%	199
	Unresolved IP Address	13	0.01%	32
	garlandisd.net	2	0.00%	2
	jcrhc.org	1	0.00%	1
	lmnarchitects.com	1	0.00%	2
	nottingham-tech.com	1	0.00%	1
	gary-jensen.com	1	0.00%	2
186.	National Science Foundation	53	0.06%	81
	nsf.gov	35	0.04%	63
	Unresolved IP Address	18	0.02%	18
186.	Illinois Century Network	53	0.06%	235
	Unresolved IP Address	16	0.02%	58
	illinois.net	9	0.01%	31
	k12.il.us	9	0.01%	48
	oprfs.org	3	0.00%	18

	Organization Domain Name	Visits	% Visits	Hits
	parkland.edu	1	0.00%	1
	nttc.org	1	0.00%	5
	culver71.net	1	0.00%	1
	psd150.org	1	0.00%	45
	taylorvilleschools.com	1	0.00%	1
	unit5.org	1	0.00%	5
■ 187.	Jaguar Network	53	0.06%	53
	Unresolved IP Address	53	0.06%	53
■ 188.	National Aeronautics and Space Administration	52	0.06%	224
	nasa.gov	35	0.04%	167
	Unresolved IP Address	17	0.02%	57
■ 189.	Mississippi State University	52	0.06%	141
	msstate.edu	51	0.06%	139
	Unresolved IP Address	1	0.00%	2
■ 190.	telus	52	0.06%	220
	telus.net	30	0.03%	100
	icsincorporated.com	8	0.01%	23
	Unresolved IP Address	6	0.01%	10
	uchicago.edu	4	0.00%	35
	in-addr.arpa	3	0.00%	51
	tksinc.us	1	0.00%	1
■ 191.	University of Nebraska - Lincoln	52	0.06%	140
	unl.edu	52	0.06%	140
■ 192.	GCI	51	0.06%	173
	gci.net	49	0.06%	171
	alaskasealife.org	1	0.00%	1
	bp.com	1	0.00%	1
■ 193.	University of Missouri at Columbia	51	0.06%	126
	missouri.edu	51	0.06%	126
■ 194.	United States Army Corps of Engineers	50	0.06%	215
	army.mil	46	0.05%	204
	Unresolved IP Address	4	0.00%	11
■ 195.	Secure Computing Inc	50	0.06%	228
	Unresolved IP Address	47	0.05%	222
	securecomputing.com	3	0.00%	6
■ 196.	KNOLOGY Holdings, Inc.	49	0.06%	327
	knology.net	47	0.05%	325
	biztech.org	1	0.00%	1
	oarcorp.com	1	0.00%	1

	Organization Domain Name	Visits	% Visits	Hits
■ 197.	University of California at Davis	49	0.06%	131
	ucdavis.edu	36	0.04%	91
	Unresolved IP Address	13	0.01%	40
■ 198.	US Forest Service	49	0.06%	132
	fs.fed.us	49	0.06%	132
■ 199.	Sprint PCS	49	0.06%	109
	spsdns.net	45	0.05%	104
	Unresolved IP Address	4	0.00%	5
■ 200.	Monkey Brains	48	0.05%	48
	page2rss.com	48	0.05%	48
	Other	28,786	32.33%	122,557
	Total	89,049	100.00%	515,027

items 1-200 of 200

Organizations - Help Card



Column Definitions

Organization

The name of the organization, which could be a company, a government agency, a school, or any other type of organization. This name was determined by either of the following methods:

- The visitor's IP address matched an Intranet Domain configuration within the Admin Console.
- Looking up the visitor's IP address in the WebTrends GeoTrends Database.

Unknown

The organization could not be determined.

Domain Name

The text name (for example, netiq.com) corresponding to the visitor's IP address. The domain name can be determined from any of the following methods:

- The domain was logged by the web server.
- The IP address matched an Intranet Domain configuration within the Admin Console.
- DNS resolution.

IP addresses that do not resolve to a domain by these methods are categorized as follows:

- Reserved IP Address - The IP address falls within a block of reserved addresses. For example, 192.168.x.x and 10.x.x.x addresses are reserved for private networks.
- Unresolved IP Address - Category for IP addresses that did not resolve to a domain (perhaps because DNS resolution was disabled).

The domain name shown is the second-level domain name, such as netiq.com. For example, all visitors from sales.netiq.com, us.sales.netiq.com, and service.netiq.com are combined in the statistics for netiq.com. If the top-level domain name is a country code, then the third-level domain name is shown also (for example, anycompany.com.au).

Visits

Number of visits to your site from this organization. A visit is a series of actions that begins when a visitor views their first page from the server, and ends when the visitor leaves the site or remains idle beyond the idle-time limit. The default idle-time limit is thirty minutes. This time limit can be changed by the system administrator.

Hits

Number of hits to your site from this organization. Each file requested by a visitor registers as a hit. There can be several hits on each page. While the volume of hits reflects the amount of server traffic, it is not an accurate reflection of the number of pages viewed.



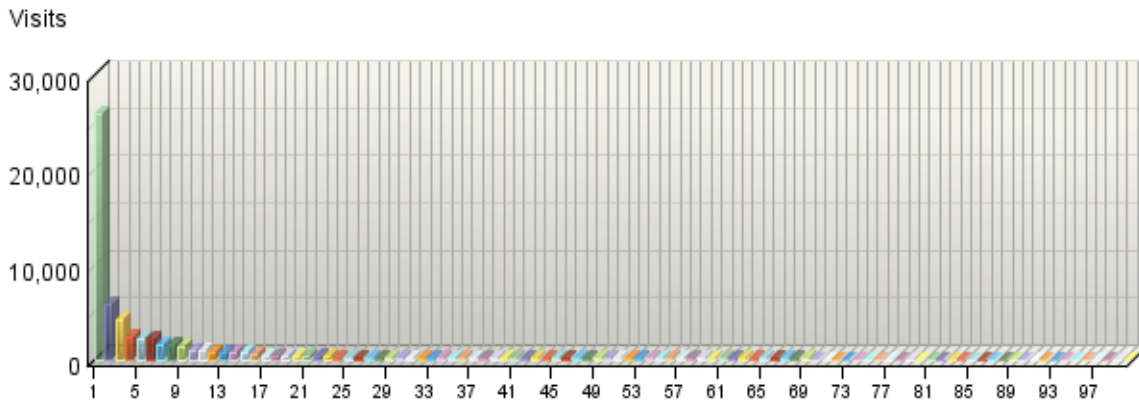
Report Descriptions

Use this information when you are interested in an organization as a whole, such as NetIQ Corporation. You can identify the major domain names from each company, such as netiq.com and webtrends.com from NetIQ.

Domain Names

This report lists the domain name that generates the most activity to your web site.

Domain Names by Visits



Domain Names

	Domain Name	Visits	% Visits	Hits
1.	Unresolved IP Address	25,942	29.13%	136,240
2.	msn.com	5,843	6.56%	14,795
3.	comcast.net	4,263	4.79%	13,737
4.	rr.com	2,468	2.77%	8,177
5.	verizon.net	2,281	2.56%	7,192
6.	yahoo.net	2,242	2.52%	57,025
7.	ask.com	1,663	1.87%	7,004
8.	fti.net	1,535	1.72%	2,125
9.	sbcglobal.net	1,438	1.61%	5,216
10.	searchme.com	1,094	1.23%	5,769
11.	cox.net	1,051	1.18%	2,986
12.	bellsouth.net	858	0.96%	2,595
13.	googlebot.com	810	0.91%	43,309
14.	aol.com	785	0.88%	966
15.	charter.com	725	0.81%	2,307
16.	qwest.net	648	0.73%	2,197
17.	exabot.com	471	0.53%	773
18.	optonline.net	464	0.52%	1,441
19.	pacbell.net	388	0.44%	1,112

	Domain Name	Visits	% Visits	Hits
20.	comcastbusiness.net	364	0.41%	1,112
21.	amazonaws.com	359	0.40%	2,082
22.	dedi.digiweb.ie	342	0.38%	631
23.	122.airtelbroadband.in	337	0.38%	2,147
24.	as13448.com	289	0.32%	289
25.	vsnl.net.in	261	0.29%	1,011
26.	swbell.net	253	0.28%	750
27.	embarqhsd.net	241	0.27%	723
28.	cuill.com	238	0.27%	17,949
29.	leaseweb.com	233	0.26%	1,395
30.	mindspring.com	227	0.25%	673
31.	rogers.com	213	0.24%	643
32.	dotnetdotcom.org	201	0.23%	2,487
33.	covad.net	198	0.22%	442
34.	myvzw.com	198	0.22%	515
35.	bio2006.gc.ca	194	0.22%	926
36.	tedata.net	192	0.22%	1,835
37.	epa.gov	183	0.21%	13,926
38.	usgs.gov	173	0.19%	429
39.	xo.net	171	0.19%	15,330
40.	windstream.net	167	0.19%	611
41.	pldt.net	164	0.18%	1,423
42.	ufl.edu	163	0.18%	1,147
43.	riverglassinc.com	161	0.18%	2,014
44.	ameritech.net	159	0.18%	578
45.	speakeasy.net	159	0.18%	370
46.	dsl.bell.ca	158	0.18%	626
47.	abo.wanadoo.fr	154	0.17%	672
48.	mchsi.com	148	0.17%	454
49.	btcentralplus.com	143	0.16%	496
50.	uiuc.edu	142	0.16%	405
51.	psu.edu	140	0.16%	241
52.	ncsu.edu	137	0.15%	369
53.	suddenlink.net	136	0.15%	417
54.	army.mil	134	0.15%	455
55.	usda.gov	134	0.15%	324
56.	washington.edu	130	0.15%	371
57.	purdue.edu	124	0.14%	344
58.	rcn.com	123	0.14%	301
59.	spscdns.net	122	0.14%	355
60.	shawcable.net	122	0.14%	315

	Domain Name	Visits	% Visits	Hits
61.	iastate.edu	119	0.13%	255
62.	umn.edu	117	0.13%	302
63.	tamu.edu	115	0.13%	391
64.	twtelecom.net	114	0.13%	929
65.	prod-infinitem.com.mx	114	0.13%	346
66.	umich.edu	108	0.12%	331
67.	telkom.net.id	104	0.12%	393
68.	hinet.net	103	0.12%	485
69.	blueyonder.co.uk	102	0.11%	357
70.	frontiernet.net	100	0.11%	344
71.	tm.net.my	99	0.11%	337
72.	state.tx.us	98	0.11%	106
73.	Berkeley.EDU	98	0.11%	297
74.	in-addr.arpa	97	0.11%	383
75.	maxonline.com.sg	97	0.11%	746
76.	oregonstate.edu	94	0.11%	339
77.	msu.edu	93	0.10%	236
78.	algx.net	92	0.10%	254
79.	tds.net	92	0.10%	298
80.	bigpond.net.au	91	0.10%	240
81.	rutgers.edu	90	0.10%	393
82.	rima-tde.net	90	0.10%	606
83.	ntl.com	87	0.10%	289
84.	duke.edu	87	0.10%	252
85.	cornell.edu	85	0.10%	273
86.	under.the-sea.nl	85	0.10%	510
87.	vt.edu	81	0.09%	226
88.	logika.net	81	0.09%	83
89.	t-dialin.net	79	0.09%	243
90.	centurytel.net	79	0.09%	244
91.	picsearch.com	78	0.09%	489
92.	columbia.edu	77	0.09%	252
93.	harvard.edu	77	0.09%	184
94.	bezeqint.net	77	0.09%	209
95.	colostate.edu	76	0.09%	245
96.	utexas.edu	76	0.09%	248
97.	cableone.net	76	0.09%	245
98.	wsu.edu	76	0.09%	203
99.	sky.com	73	0.08%	181
100.	bresnan.net	73	0.08%	208
101.	unc.edu	72	0.08%	199

	Domain Name	Visits	% Visits	Hits
102.	insightbb.com	71	0.08%	310
103.	wisc.edu	71	0.08%	151
104.	cdc.gov	71	0.08%	315
105.	Arizona.EDU	70	0.08%	208
106.	fuse.net	70	0.08%	240
107.	myfairpoint.net	69	0.08%	203
108.	ucdavis.edu	69	0.08%	193
109.	pnl.gov	69	0.08%	88
110.	gaoland.net	68	0.08%	221
111.	ttu.edu	68	0.08%	194
112.	okstate.edu	68	0.08%	156
113.	gatech.edu	67	0.08%	235
114.	telkom-ipnet.co.za	67	0.08%	79
115.	optusnet.com.au	67	0.08%	174
116.	mycingular.net	64	0.07%	110
117.	ovh.net	64	0.07%	251
118.	telus.net	64	0.07%	202
119.	fs.fed.us	63	0.07%	157
120.	clearwire-dns.net	63	0.07%	148
121.	direcway.com	63	0.07%	249
122.	nih.gov	62	0.07%	120
123.	barak-online.net	61	0.07%	88
124.	asu.edu	60	0.07%	336
125.	163data.com.cn	59	0.07%	165
126.	laycat.com	59	0.07%	212
127.	knology.net	59	0.07%	387
128.	mtu.edu	59	0.07%	186
129.	planetdiscover.com	59	0.07%	1,656
130.	noaa.gov	58	0.07%	103
131.	ohio-state.edu	58	0.07%	114
132.	retail.telecomitalia.it	58	0.07%	158
133.	dcn.ro	57	0.06%	142
134.	navy.mil	57	0.06%	202
135.	wildblue.net	57	0.06%	172
136.	link.com.eg	57	0.06%	1,431
137.	mc.videotron.ca	56	0.06%	242
138.	direcpc.com	56	0.06%	165
139.	af.mil	56	0.06%	110
140.	missouri.edu	54	0.06%	132
141.	Stanford.EDU	54	0.06%	1,470
142.	as9105.com	54	0.06%	100

	Domain Name	Visits	% Visits	Hits
143.	cmu.edu	53	0.06%	111
144.	umd.edu	53	0.06%	125
145.	zoominternet.net	52	0.06%	176
146.	unl.edu	52	0.06%	140
147.	msstate.edu	51	0.06%	139
148.	lsu.edu	50	0.06%	114
149.	yahoo.com	50	0.06%	77
150.	mcleodusa.net	49	0.06%	174
151.	uga.edu	49	0.06%	118
152.	aircel.co.in	49	0.06%	170
153.	utk.edu	49	0.06%	189
154.	rti.org	49	0.06%	233
155.	virtua.com.br	49	0.06%	155
156.	gci.net	49	0.06%	171
157.	page2rss.com	48	0.05%	48
158.	uark.edu	47	0.05%	279
159.	cos.com	47	0.05%	584
160.	ca.gov	47	0.05%	91
161.	wideopenwest.com	47	0.05%	157
162.	saudi.net.sa	44	0.05%	256
163.	BTL.NET.PH	44	0.05%	331
164.	asianet.co.th	43	0.05%	178
165.	cgocable.net	43	0.05%	147
166.	ucla.edu	43	0.05%	155
167.	atlanticbb.net	43	0.05%	131
168.	ttnet.net.tr	42	0.05%	400
169.	ctc.com	42	0.05%	74
170.	ol.com	41	0.05%	648
171.	maine.edu	41	0.05%	118
172.	uconn.edu	41	0.05%	113
173.	indiana.edu	41	0.05%	296
174.	infonet.com	41	0.05%	45
175.	colorado.edu	41	0.05%	286
176.	netvision.net.il	41	0.05%	113
177.	uncc.edu	40	0.04%	133
178.	icu.ac.kr	40	0.04%	40
179.	ocn.ne.jp	39	0.04%	135
180.	umass.edu	39	0.04%	527
181.	doe.gov	39	0.04%	95
182.	auburn.edu	38	0.04%	68
183.	rdsnet.ro	38	0.04%	167

	Domain Name	Visits	% Visits	Hits
184.	uc.edu	38	0.04%	125
185.	bol.net.in	37	0.04%	94
186.	onelinkpr.net	37	0.04%	129
187.	hawaii.edu	36	0.04%	97
188.	dip0.t-ipconnect.de	36	0.04%	176
189.	microsoft.com	36	0.04%	96
190.	adobe.com	36	0.04%	65
191.	snet.net	36	0.04%	93
192.	softlayer.com	36	0.04%	70
193.	ukzn.ac.za	36	0.04%	113
194.	unh.edu	36	0.04%	117
195.	Level3.net	36	0.04%	80
196.	udel.edu	36	0.04%	150
197.	attens.net	35	0.04%	4,700
198.	nasa.gov	35	0.04%	167
199.	yale.edu	35	0.04%	81
200.	ptd.net	35	0.04%	110
201.	appstate.edu	35	0.04%	108
202.	nsf.gov	35	0.04%	63
203.	state.fl.us	35	0.04%	90
204.	arcor-ip.net	34	0.04%	138
205.	montana.edu	34	0.04%	122
206.	raytheon.com	34	0.04%	120
207.	NYU.EDU	34	0.04%	181
208.	umontana.edu	34	0.04%	71
209.	mit.edu	33	0.04%	71
210.	wayport.net	33	0.04%	121
211.	drexel.edu	33	0.04%	112
212.	musc.edu	33	0.04%	66
213.	bu.edu	33	0.04%	62
214.	uic.edu	33	0.04%	210
215.	above.net	33	0.04%	58
216.	isinet.com	33	0.04%	33
217.	mtnl.net.in	33	0.04%	151
218.	cavtel.net	33	0.04%	91
219.	jouy.inra.fr	32	0.04%	152
220.	NoDak.edu	32	0.04%	92
221.	metrocast.net	32	0.04%	112
222.	lyse.net	32	0.04%	34
223.	ttemi.com	32	0.04%	91
224.	tpgi.com.au	32	0.04%	314

	Domain Name	Visits	% Visits	Hits
225.	dri.edu	32	0.04%	116
226.	lehigh.EDU	32	0.04%	200
227.	bsu.edu	32	0.04%	34
228.	secureserver.net	31	0.03%	49
229.	home.otenet.gr	31	0.03%	82
230.	pair.com	31	0.03%	31
231.	smartbro.net	31	0.03%	186
232.	prtc.net	31	0.03%	83
233.	btopenworld.com	30	0.03%	221
234.	atlantech.net	30	0.03%	62
235.	nuvox.net	30	0.03%	75
236.	dhs.gov	30	0.03%	38
237.	sify.net	30	0.03%	170
238.	ou.edu	29	0.03%	78
239.	utel.net.ua	29	0.03%	61
240.	netvigator.com	29	0.03%	93
241.	telepacific.net	29	0.03%	124
242.	house.gov	29	0.03%	56
243.	choicene.net	29	0.03%	145
244.	usc.edu	29	0.03%	211
245.	veloxzone.com.br	28	0.03%	54
246.	isp.belgacom.be	28	0.03%	192
247.	ucsc.edu	28	0.03%	60
248.	conversent.net	28	0.03%	86
249.	uwm.edu	28	0.03%	36
250.	fsu.edu	28	0.03%	85
251.	starcomms.net	28	0.03%	86
252.	business.telecomitalia.it	28	0.03%	55
253.	uci.edu	28	0.03%	73
254.	bethere.co.uk	28	0.03%	197
255.	emory.edu	28	0.03%	204
256.	whoi.edu	28	0.03%	231
257.	airband.net	28	0.03%	76
258.	proxad.net	28	0.03%	71
259.	va.gov	28	0.03%	49
260.	NMSU.Edu	27	0.03%	57
261.	ip.fastwebnet.it	27	0.03%	54
262.	esf.edu	27	0.03%	177
263.	usf.edu	27	0.03%	106
264.	internetserviceteam.com	27	0.03%	117
265.	utah.edu	27	0.03%	147

	Domain Name	Visits	% Visits	Hits
266.	clemsont.edu	26	0.03%	80
267.	gsinetblock.net	26	0.03%	423
268.	about.com	26	0.03%	45
269.	louisville.edu	25	0.03%	58
270.	aliant.net	25	0.03%	117
271.	ucsd.edu	25	0.03%	55
272.	totbb.net	25	0.03%	48
273.	Princeton.EDU	25	0.03%	113
274.	uchicago.edu	25	0.03%	102
275.	unr.edu	25	0.03%	68
276.	jhmi.edu	25	0.03%	731
277.	hc-sc.gc.ca	25	0.03%	155
278.	ic.ac.uk	25	0.03%	60
279.	osti.gov	25	0.03%	95
280.	lmco.com	24	0.03%	84
281.	k12.fl.us	24	0.03%	62
282.	state.ma.us	24	0.03%	101
283.	iinet.net.au	24	0.03%	54
284.	uidaho.edu	24	0.03%	79
285.	nus.edu.sg	24	0.03%	27
286.	midco.net	24	0.03%	63
287.	muohio.edu	24	0.03%	107
288.	cantv.net	24	0.03%	131
289.	Virginia.EDU	24	0.03%	173
290.	buffalo.edu	24	0.03%	59
291.	jhu.edu	23	0.03%	91
292.	mst.edu	23	0.03%	133
293.	rcil.gov.in	23	0.03%	121
294.	hawaiiantel.net	23	0.03%	53
295.	state.or.us	23	0.03%	101
296.	broadviewnet.net	23	0.03%	122
297.	rit.edu	22	0.02%	50
298.	4u.com.gh	22	0.02%	147
299.	dreamhost.com	22	0.02%	28
300.	dslextreme.com	22	0.02%	49
301.	fiu.edu	22	0.02%	105
302.	dedibox.fr	22	0.02%	261
303.	telia.com	22	0.02%	70
304.	skybeam.com	22	0.02%	108
305.	lightpath.net	22	0.02%	52
306.	isnet.net	22	0.02%	36

	Domain Name	Visits	% Visits	Hits
307.	ifl.net	22	0.02%	94
308.	yandex.ru	22	0.02%	11,129
309.	ed.gov	21	0.02%	25
310.	pdx.edu	21	0.02%	69
311.	ucr.edu	21	0.02%	49
312.	google.com	21	0.02%	50
313.	ono.com	21	0.02%	56
314.	earthmeanders.com	21	0.02%	37
315.	onu.edu	21	0.02%	77
316.	sincronixe.net	21	0.02%	21
317.	ku.edu	21	0.02%	65
318.	nau.edu	21	0.02%	65
319.	jhsph.edu	21	0.02%	53
320.	wallonie.be	21	0.02%	39
321.	static-ip.oleane.fr	21	0.02%	30
322.	state.wi.us	21	0.02%	60
323.	ntelos.net	21	0.02%	49
324.	dslgb.com	21	0.02%	70
325.	eastlink.ca	21	0.02%	76
326.	ucar.edu	20	0.02%	22
327.	fda.gov	20	0.02%	72
328.	grandenetworks.net	20	0.02%	109
329.	bhntampa.com	20	0.02%	53
330.	vanderbilt.edu	20	0.02%	37
331.	sonic.net	20	0.02%	57
332.	as43234.net	20	0.02%	161
333.	siu.edu	20	0.02%	68
334.	tschild.de	20	0.02%	20
335.	unixbsd.info	20	0.02%	26
336.	academicanswers.co.uk	20	0.02%	21
337.	onecommunications.net	20	0.02%	49
338.	pitt.edu	20	0.02%	47
339.	uiowa.edu	20	0.02%	47
340.	adsl.tpnet.pl	20	0.02%	40
341.	northwestern.edu	20	0.02%	45
342.	swri.edu	20	0.02%	57
343.	ucsb.edu	19	0.02%	42
344.	cablespeed.com	19	0.02%	26
345.	wavecable.com	19	0.02%	65
346.	hyperfast.net	19	0.02%	24
347.	seventyfour.com	19	0.02%	76

	Domain Name	Visits	% Visits	Hits
348.	xtra.co.nz	19	0.02%	43
349.	smartwebsearching.be	19	0.02%	25
350.	cudenver.edu	19	0.02%	51
351.	cable.net.co	19	0.02%	38
352.	battelle.com	19	0.02%	38
353.	customer.tele.dk	19	0.02%	46
354.	newsouth.net	19	0.02%	27
355.	k12.nc.us	19	0.02%	141
356.	sandia.gov	19	0.02%	41
357.	uwyo.edu	19	0.02%	44
358.	wpi.edu	19	0.02%	83
359.	ukrtel.net	19	0.02%	56
360.	caltech.edu	19	0.02%	95
361.	cfdrc.com	19	0.02%	33
362.	fws.gov	19	0.02%	48
363.	eircom.net	19	0.02%	59
364.	cwjamaica.com	18	0.02%	27
365.	MNSU.EDU	18	0.02%	121
366.	sdsl.bell.ca	18	0.02%	66
367.	sparqnet.net	18	0.02%	98
368.	tmodns.net	18	0.02%	32
369.	rice.edu	18	0.02%	32
370.	rochester.edu	18	0.02%	55
371.	dclient.hispeed.ch	18	0.02%	107
372.	upenn.edu	18	0.02%	45
373.	cust.bluewin.ch	18	0.02%	51
374.	chatham.edu	18	0.02%	27
375.	adsl.alicedsl.de	18	0.02%	103
376.	k12.ca.us	18	0.02%	58
377.	state.nj.us	18	0.02%	58
378.	pol.co.uk	18	0.02%	63
379.	dynaflow-inc.com	18	0.02%	59
380.	tamus.edu	18	0.02%	28
381.	dejazzd.com	18	0.02%	40
382.	ubiquityservers.com	18	0.02%	72
383.	brown.edu	17	0.02%	33
384.	uri.edu	17	0.02%	35
385.	calpoly.edu	17	0.02%	28
386.	brasiltelecom.net.br	17	0.02%	44
387.	stsn.net	17	0.02%	43
388.	aaas.org	17	0.02%	41

	Domain Name	Visits	% Visits	Hits
389.	accesskenya.com	17	0.02%	32
390.	orst.edu	17	0.02%	44
391.	syr.edu	17	0.02%	36
392.	vims.edu	17	0.02%	45
393.	wustl.edu	17	0.02%	33
394.	seg.net	17	0.02%	47
395.	acsalaska.net	17	0.02%	37
396.	speedy.net.pe	17	0.02%	59
397.	utm.my	17	0.02%	62
398.	netins.net	16	0.02%	66
399.	icsincorporated.com	16	0.02%	58
400.	rasana.net	16	0.02%	40
Subtotal for rows: 1 - 400		76,333	85.72%	459,124
Other		12,717	14.28%	55,904
Total		89,050	100.00%	515,028

items 1-400 of 2000

Domain Names - Help Card



Column Definitions

Domain Name

The text name (for example, netiq.com) corresponding to the visitor's IP address. The domain name can be determined from any of the following methods:

- The domain was logged by the web server.
- The IP address matched an Intranet Domain configuration within the Admin Console.
- DNS resolution.

IP addresses that do not resolve to a domain by these methods are categorized as follows:

- Reserved IP Address - The IP address falls within a block of reserved addresses. For example, 192.168.x.x and 10.x.x.x addresses are reserved for private networks.
- Unresolved IP Address - Category for IP addresses that did not resolve to a domain (perhaps because DNS resolution was disabled).

The domain name shown is the second-level domain name, such as netiq.com. For example, all visitors from sales.netiq.com, us.sales.netiq.com, and service.netiq.com are combined in the statistics for netiq.com. If the top-level domain name is a country code, then the third-level domain name is shown also (for example, anycompany.com.au).

Visits

Number of visits to your site from this domain name. A visit is a series of actions that begins when a visitor views their first page from the server, and ends when the visitor leaves the site or remains idle beyond the idle-time limit. The default idle-time limit is thirty minutes. This time limit can be changed by the system administrator.

Hits

Number of hits to your site from this domain name. Each file requested by a visitor registers as a hit. There can be several hits on each page. While the volume of hits reflects the amount of server traffic, it is not an accurate reflection of the number of pages viewed.



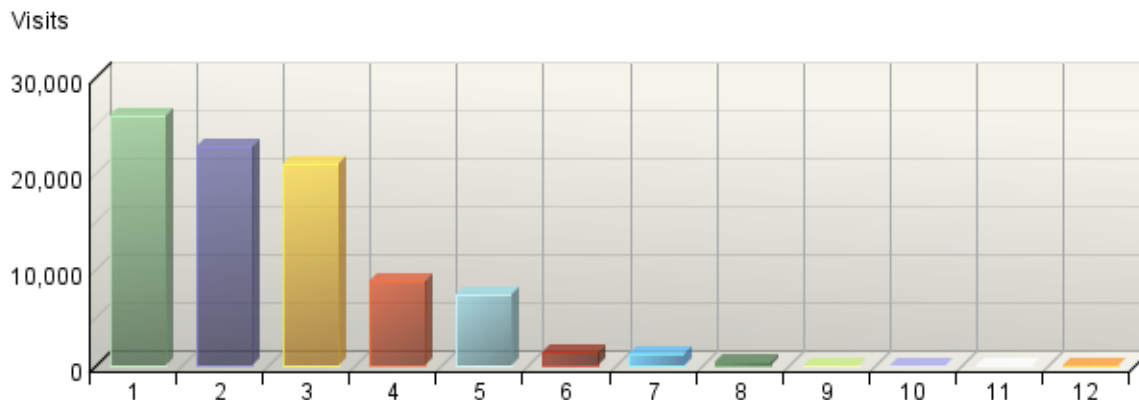
Report Descriptions

Use this information when you are interested in high-level domain names of visitors generating the most activity to your web site.

Top-Level Domain Types

This report provides a breakdown of top-level domain types.

Top-Level Domain Types by Visits



Top-Level Domain Types

Top-Level Domain Types	Visits	% Visits	Hits
Unresolved IP Address	25,942	29.13%	136,240
Network	22,836	25.64%	142,215
Commercial	20,986	23.57%	127,585
Unknown	8,880	9.97%	57,030
Education	7,371	8.28%	28,029
Government	1,458	1.64%	17,566
Organization	1,106	1.24%	4,933
Military	325	0.36%	938
ARPANET	97	0.11%	383
Informational	35	0.04%	51
Business	8	0.01%	14
International	6	0.01%	44
Total	89,050	100.00%	515,028

items 1-12 of 12

Top-Level Domain Types - Help Card



Column Definitions

Reserved IP Address

The IP address falls within a block of reserved addresses. For example, 192.168.x.x and 10.x.x.x addresses are reserved for private networks.

Unresolved IP Address

Category for IP addresses that did not resolve to a domain (perhaps because DNS resolution was disabled).

Unknown

The domain suffix did not match any of the top-level domain categories.

Top-Level Domain

The suffix of a domain name. A top-level domain can be based on the type of organization (.com, .edu, .museum, .name, etc) or it can be a country code (.uk, .de, .jp, .us, etc.). The top-level domain can be used to identify the type of web site. The following is a partial list of how this report categorizes top-level domains:

- ARPANET: .arpa
- Commercial: .com .co .com.[country code] .co.[country code] .firm.co .firm.ve .ltd.uk .info .biz
- Education: .edu .edu.[country-code] .ed.[country code] .ac.[country code] .school.[country code] .k12.[country code] .re.kr .sch.uk .edunet.tn
- International: .int .int.co .int.ve .intl.tn
- Government: .gov .gov.[country code] .gove.[country code] .go.[country code]
- Military: .mil .mil.[country code]
- Network: .net .ad.jp .ne.kr .net.[country code]
- Organization: .org .or .org.[country code] .or.[country code]
- Personal: .name

Visits

Number of visits to your site from the specified top-level domain. A visit is a series of actions that begins when a visitor views their first page from the server, and ends when the visitor leaves the site or remains idle beyond the idle-time limit. The default idle-time limit is thirty minutes. This time limit can be changed by the system administrator.

Hits

Number of hits to your site from the specified top-level domain. Each file requested by a visitor registers as a hit. There can be several hits on each page. While the volume of hits reflects the amount of server traffic, it is not an accurate reflection of the number of pages viewed.



Report Descriptions

Consider which types of organizations are interested in your site, and consider how you can interest other types of organizations.

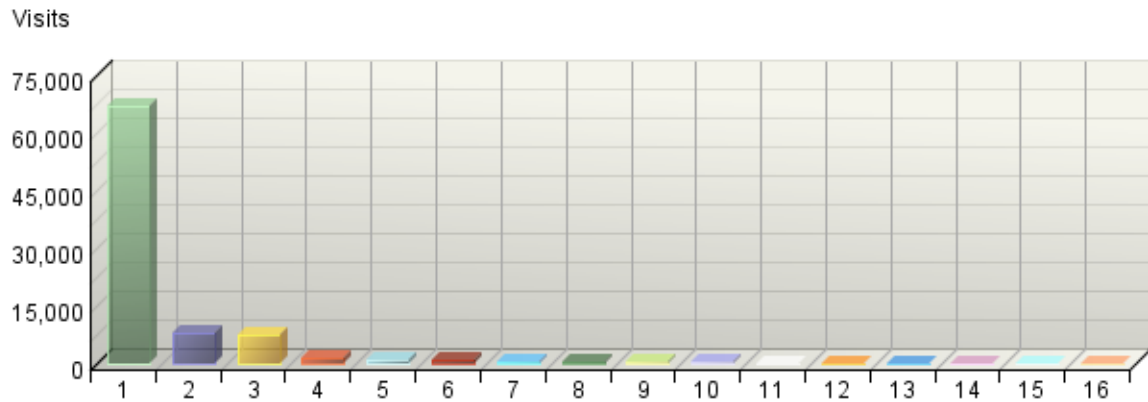
Note: This information can be displayed only if reverse DNS lookups have been performed. Even when DNS lookups are performed, some IP addresses cannot be resolved to a domain name.

Total - This represents the total visits or hits where there was sufficient information to identify the top-level domain. This number may be less than the total activity overall.

Regions

This report identifies the top geographic regions of the visitors to your site.

Regions by Visits



Regions

Regions	Visits	% Visits
1. North America	67,220	75.49%
2. Western Europe	7,873	8.84%
3. Asia	7,446	8.36%
4. Australia	1,510	1.70%
5. Middle East	1,152	1.29%
6. Eastern Europe	885	0.99%
7. Northern Europe	702	0.79%
8. South America	680	0.76%
9. Eastern Africa	651	0.73%
10. Southern Africa	291	0.33%
11. Caribbean Islands	212	0.24%
12. Northern Africa	205	0.23%
13. Western Africa	94	0.11%
14. Pacific Islands	83	0.09%
15. Central America	43	0.05%
16. Central Africa	3	0.00%
Total	89,050	100.00%

items 1-16 of 16

Regions - Help Card



Column Definitions

Regions

The geographic part of the world where visitors to your web site are located. "Region Unspecified" represents visitors whose geographic region could not be determined. "Region Unknown" represents visitors whose country has been determined but not identified with a specific region. If the WebTrends GeoTrends Database is turned on for this profile, the region is determined by looking up the visitor's IP address in this database. If GeoTrends is not enabled, the region will be determined from the domain name.

Visits

Number of visits from this geographic region. A visit is a series of actions that begins when a visitor views their first page from the server, and ends when the visitor leaves the site or remains idle beyond the idle-time limit. The default idle-time limit is thirty minutes. This time limit can be changed by the system administrator.

%

Percentage of total visits that were from this geographic region.



Report Descriptions

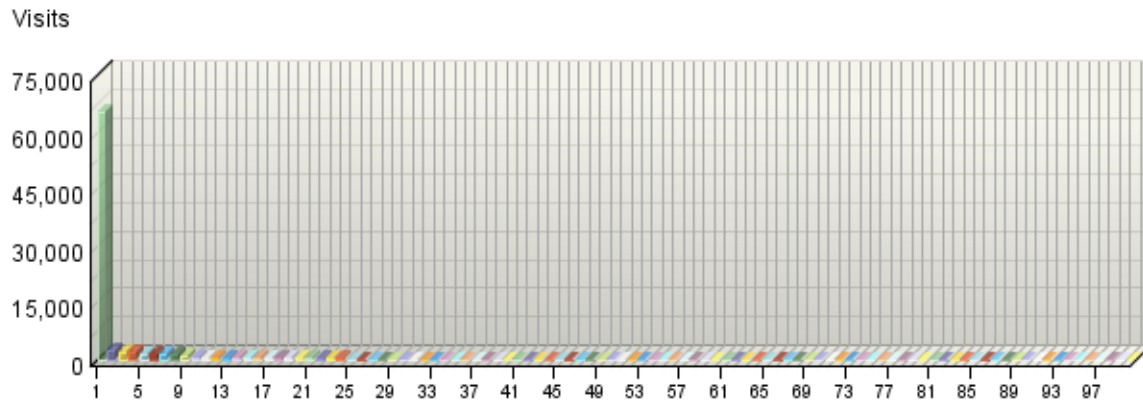
This information can help you meet the needs of your target audience as well as discover new audiences. Consider how you can make the content comprehensive and relevant to an international audience.

Note: Use this information carefully because it is based on Internet registration, and may not always be an accurate identifier of the visitor's actual location.

Countries

This report identifies the top countries of the visitors to your site.

Countries by Visits



Countries

	Countries	Visits	% Visits
1.	United States (US)	65,393	73.43%
2.	France (FR)	2,697	3.03%
3.	India (IN)	1,879	2.11%
4.	China (CN)	1,789	2.01%
5.	Canada (CA)	1,624	1.82%
6.	United Kingdom (UK)	1,592	1.79%
7.	Australia (AU)	1,510	1.70%
8.	Western Europe - country unspecified (EU)	1,290	1.45%
9.	Korea (South) (KR)	1,232	1.38%
10.	Germany (DE)	594	0.67%
11.	Sweden (SE)	468	0.53%
12.	Netherlands (NL)	444	0.50%
13.	Mauritius (MU)	442	0.50%
14.	Singapore (SG)	399	0.45%
15.	Japan (JP)	364	0.41%
16.	Malaysia (MY)	355	0.40%
17.	Uruguay (UY)	310	0.35%
18.	Spain (ES)	307	0.34%
19.	Italy (IT)	285	0.32%

	Countries	Visits	% Visits
20.	Iran (IR)	284	0.32%
21.	Philippines (PH)	269	0.30%
22.	South Africa (ZA)	264	0.30%
23.	Indonesia (ID)	256	0.29%
24.	Taiwan (TW)	255	0.29%
25.	Israel (IL)	252	0.28%
26.	Mexico (MX)	203	0.23%
27.	Thailand (TH)	186	0.21%
28.	Turkey (TR)	180	0.20%
29.	Brazil (BR)	166	0.19%
30.	Romania (RO)	165	0.19%
31.	Switzerland (CH)	149	0.17%
32.	Hong Kong (HK)	148	0.17%
33.	Egypt (EG)	144	0.16%
34.	United Arab Emirates (AE)	142	0.16%
35.	Puerto Rico (PR)	139	0.16%
36.	Belgium (BE)	133	0.15%
37.	Ireland (IE)	120	0.13%
38.	Saudi Arabia (SA)	119	0.13%
39.	Russian Federation (RU)	108	0.12%
40.	Poland (PL)	107	0.12%
41.	Czech Republic (CZ)	95	0.11%
42.	Bulgaria (BG)	95	0.11%
43.	Portugal (PT)	93	0.10%
44.	Greece (GR)	89	0.10%
45.	Ethiopia (ET)	87	0.10%
46.	Denmark (DK)	84	0.09%
47.	Viet Nam (VN)	82	0.09%
48.	Finland (FI)	75	0.08%
49.	Ukraine (UA)	74	0.08%
50.	Kenya (KE)	70	0.08%
51.	New Zealand (NZ)	68	0.08%
52.	Norway (NO)	67	0.08%
53.	Pakistan (PK)	62	0.07%
54.	Austria (AT)	59	0.07%
55.	Sri Lanka (LK)	52	0.06%
56.	Nigeria (NG)	51	0.06%
57.	Peru (PE)	49	0.06%
58.	Colombia (CO)	43	0.05%
59.	Argentina (AR)	42	0.05%
60.	Hungary (HU)	42	0.05%

	Countries	Visits	% Visits
61.	Bangladesh (BD)	40	0.04%
62.	Chile (CL)	35	0.04%
63.	Yugoslavia (YU)	34	0.04%
64.	Croatia (Hrvatska) (HR)	32	0.04%
65.	Syria (SY)	30	0.03%
66.	Uganda (UG)	28	0.03%
67.	Costa Rica (CR)	26	0.03%
68.	Slovenia (SI)	26	0.03%
69.	Kuwait (KW)	26	0.03%
70.	Slovak Republic (SK)	25	0.03%
71.	Jordan (JO)	23	0.03%
72.	Sudan (SD)	20	0.02%
73.	Latvia (LV)	19	0.02%
74.	Tanzania (TZ)	18	0.02%
75.	Jamaica (JM)	17	0.02%
76.	Luxembourg (LU)	17	0.02%
77.	Oman (OM)	16	0.02%
78.	Venezuela (VE)	16	0.02%
79.	Lithuania (LT)	15	0.02%
80.	Morocco (MA)	15	0.02%
81.	Nepal (NP)	15	0.02%
82.	Lebanon (LB)	15	0.02%
83.	Moldova (MD)	14	0.02%
84.	Yemen (YE)	14	0.02%
85.	Libya (LY)	13	0.01%
86.	Qatar (QA)	12	0.01%
87.	Cyprus (CY)	12	0.01%
88.	Ghana (GH)	11	0.01%
89.	Dominican Republic (DO)	11	0.01%
90.	Palestinian Territories (PS)	10	0.01%
91.	Bahrain (BH)	10	0.01%
92.	Zambia (ZM)	9	0.01%
93.	Estonia (EE)	9	0.01%
94.	Bahamas (BS)	9	0.01%
95.	Algeria (DZ)	8	0.01%
96.	Trinidad and Tobago (TT)	8	0.01%
97.	Ecuador (EC)	8	0.01%
98.	Cameroon (CM)	8	0.01%
99.	Bhutan (BT)	8	0.01%
100.	Cote D'Ivoire (Ivory Coast) (CI)	8	0.01%
101.	Azerbaijan (AZ)	7	0.01%

	Countries	Visits	% Visits
102.	Albania (AL)	7	0.01%
103.	Iceland (IS)	7	0.01%
104.	Myanmar (MM)	7	0.01%
105.	Guam (GU)	7	0.01%
106.	Guyana (GY)	7	0.01%
107.	Iraq (IQ)	7	0.01%
108.	Kazakhstan (KZ)	6	0.01%
109.	Cambodia (KH)	6	0.01%
110.	Mongolia (MN)	6	0.01%
111.	Panama (PA)	6	0.01%
112.	Macedonia (MK)	6	0.01%
113.	Georgia (GE)	6	0.01%
114.	Bosnia and Herzegovina (BA)	6	0.01%
115.	Namibia (NA)	5	0.01%
116.	Belarus (BY)	5	0.01%
117.	Antigua and Barbuda (AG)	5	0.01%
118.	Tunisia (TN)	5	0.01%
119.	Mozambique (MZ)	4	0.00%
120.	Malta (MT)	4	0.00%
121.	Guinea (GN)	4	0.00%
122.	Senegal (SN)	4	0.00%
123.	Papua New Guinea (PG)	4	0.00%
124.	Netherlands Antilles (AN)	4	0.00%
125.	Barbados (BB)	4	0.00%
126.	Cuba (CU)	3	0.00%
127.	Cayman Islands (KY)	3	0.00%
128.	Uzbekistan (UZ)	3	0.00%
129.	Rwanda (RW)	3	0.00%
130.	Fiji (FJ)	3	0.00%
131.	Malawi (MW)	3	0.00%
132.	Zimbabwe (ZW)	3	0.00%
133.	Bolivia (BO)	3	0.00%
134.	Belize (BZ)	3	0.00%
135.	Laos (LA)	2	0.00%
136.	French Polynesia (PF)	2	0.00%
137.	Benin (BJ)	2	0.00%
138.	Grenada (GD)	2	0.00%
139.	Macau (MO)	2	0.00%
140.	Madagascar (MG)	2	0.00%
141.	Mali (ML)	2	0.00%
142.	Honduras (HN)	2	0.00%

	Countries	Visits	% Visits
143.	Afghanistan (AF)	2	0.00%
144.	Guatemala (GT)	2	0.00%
145.	El Salvador (SV)	2	0.00%
146.	Northern Mariana Islands (MP)	2	0.00%
147.	Sierra Leone (SL)	2	0.00%
148.	Eritrea (ER)	2	0.00%
149.	Nicaragua (NI)	2	0.00%
150.	Lesotho (LS)	2	0.00%
151.	Brunei Darussalam (BN)	1	0.00%
152.	Haiti (HT)	1	0.00%
153.	Anguilla (AI)	1	0.00%
154.	Swaziland (SZ)	1	0.00%
155.	Armenia (AM)	1	0.00%
156.	Paraguay (PY)	1	0.00%
157.	Palau (PW)	1	0.00%
158.	Tajikistan (TJ)	1	0.00%
159.	St. Kitts and Nevis (KN)	1	0.00%
160.	Maldives (MV)	1	0.00%
161.	Bermuda (BM)	1	0.00%
162.	Somalia (SO)	1	0.00%
163.	Togo (TG)	1	0.00%
164.	Turks and Caicos Islands (TC)	1	0.00%
165.	Virgin Islands (U.S.) (VI)	1	0.00%
166.	Liberia (LR)	1	0.00%
167.	Kyrgyzstan (KG)	1	0.00%
168.	Djibouti (DJ)	1	0.00%
169.	Greenland (GL)	1	0.00%
170.	Virgin Islands (British) (VG)	1	0.00%
	Total	89,050	100.00%

items 1-170 of 170

Countries - Help Card



Column Definitions

Countries

If the WebTrends GeoTrends Database is turned on for this profile, the country is determined by looking up the visitor's IP address in this database. If GeoTrends is not enabled, the country will be determined from the domain name.

Visits

Number of visits from the specified country. A visit is a series of actions that begins when a visitor views their first page from the server, and ends when the visitor leaves the site or remains idle beyond the idle-time limit. The default idle-time limit is thirty minutes. This time limit can be changed by the system administrator.

%

Percentage of total visits from the specified country.

Unknown Origin

The country associated with the visitor's domain name could not be determined.



Report Descriptions

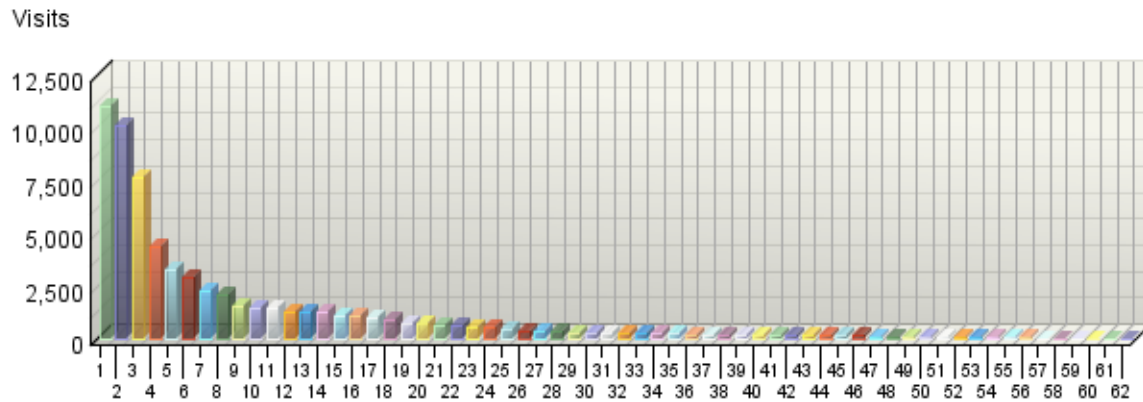
This information can help you meet the needs of your target audience as well as discover new audiences. Consider how you can make the content comprehensive and relevant to an international audience.

Note: Use this information carefully because it is based on Internet registration, and may not always be an accurate identifier of the visitor's actual location.

North American States and Provinces

If you have enabled the WebTrends GeoTrends Database for this profile, this page will list the states and provinces of North America with your most active visitors.

North American States and Provinces by Visits



North American States and Provinces

	States and Provinces	Visits	% Visits
1.	California	10,997	16.56%
2.	Virginia	10,125	15.25%
3.	Washington	7,674	11.56%
4.	North Carolina	4,380	6.60%
5.	New York	3,284	4.95%
6.	D.C.	2,936	4.42%
7.	Texas	2,271	3.42%
8.	Massachusetts	2,127	3.20%
9.	New Jersey	1,584	2.39%
10.	Illinois	1,492	2.25%
11.	Pennsylvania	1,419	2.14%
12.	Colorado	1,318	1.98%
13.	Georgia	1,302	1.96%
14.	Florida	1,297	1.95%
15.	Ohio	1,064	1.60%
16.	Maryland	1,052	1.58%
17.	Michigan	1,039	1.56%
18.	Ontario	879	1.32%

	States and Provinces	Visits	% Visits
19.	Arizona	715	1.08%
20.	Minnesota	695	1.05%
21.	Missouri	659	0.99%
22.	Wisconsin	616	0.93%
23.	Indiana	556	0.84%
24.	Tennessee	518	0.78%
25.	Oregon	464	0.70%
26.	South Carolina	388	0.58%
27.	Alabama	353	0.53%
28.	Iowa	341	0.51%
29.	Louisiana	314	0.47%
30.	British Columbia	302	0.45%
31.	Connecticut	297	0.45%
32.	Oklahoma	282	0.42%
33.	Kentucky	269	0.41%
34.	Mississippi	237	0.36%
35.	Utah	236	0.36%
36.	Nebraska	212	0.32%
37.	New Mexico	197	0.30%
38.	Hawaii	188	0.28%
39.	Idaho	186	0.28%
40.	Nevada	171	0.26%
41.	Rhode Island	168	0.25%
42.	New Hampshire	168	0.25%
43.	Quebec	160	0.24%
44.	Arkansas	146	0.22%
45.	Montana	144	0.22%
46.	Maine	144	0.22%
47.	Kansas	131	0.20%
48.	Vermont	125	0.19%
49.	Alberta	123	0.19%
50.	West Virginia	101	0.15%
51.	Alaska	99	0.15%
52.	South Dakota	92	0.14%
53.	Delaware	89	0.13%
54.	North Dakota	64	0.10%
55.	Wyoming	58	0.09%
56.	Manitoba	48	0.07%
57.	Nova Scotia	40	0.06%
58.	Saskatchewan	34	0.05%
59.	New Brunswick	25	0.04%

	States and Provinces	Visits	% Visits
60.	Newfoundland	8	0.01%
61.	Prince Edward Island	3	0.00%
62.	Yukon	2	0.00%
	Total	66,408	100.00%

items 1-62 of 62

North American States and Provinces - Help Card



Column Definitions

States and Provinces

If the WebTrends GeoTrends Database is turned on for this profile, the location is determined by looking up the visitor's IP address in this database.

Visits

Number of visits from this state or province. A visit is a series of actions that begins when a visitor views their first page from the server, and ends when the visitor leaves the site or remains idle beyond the idle-time limit. The default idle-time limit is thirty minutes. This time limit can be changed by the system administrator.

%

Percentage of total visits from this state or province.



Report Descriptions

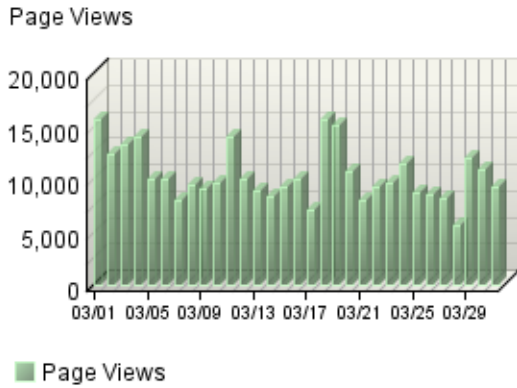
This information can help you meet the needs of your target audience as well as discover new audiences. Consider how you can make the content comprehensive and relevant to an international audience.

Note: Use this information carefully, because it is based on Internet registration and may not always be an accurate identifier of the visitor's actual location.

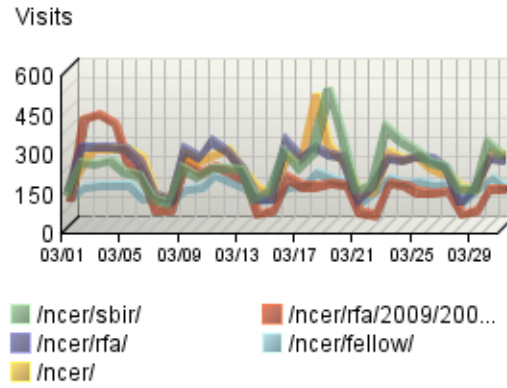
Pages Dashboard

This displays key graphs and tables that provide an overview of the Pages chapter. When viewing through the on-demand interface, you can click on the title of a graph or table to navigate to the corresponding page.

Page Views Trend



Pages by Visits Trend



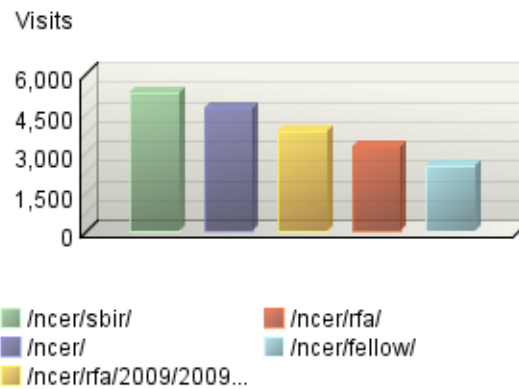
Content Groups by Visits

No data is available for this graph.

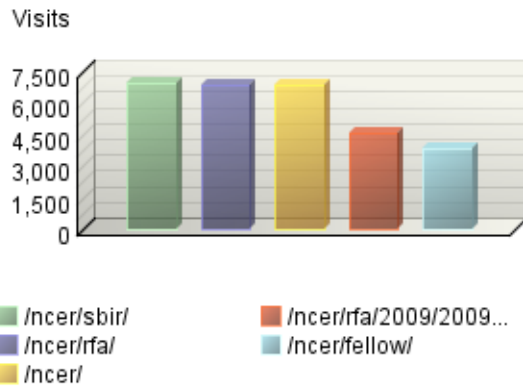
Page View Summary

Page Views	322,035
Average per Day	10,388
Average Page Views per Visit	3.62

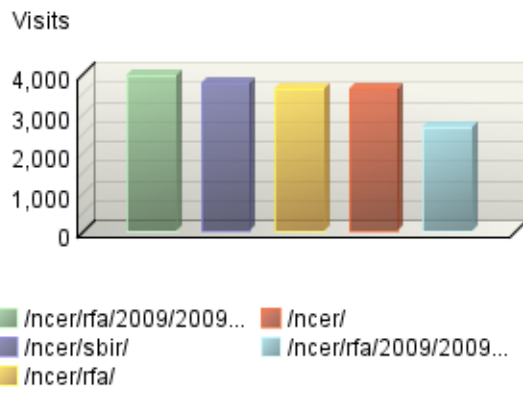
Entry Pages



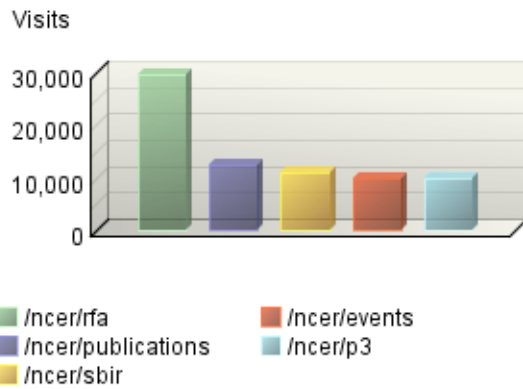
Pages by Visits



Exit Pages



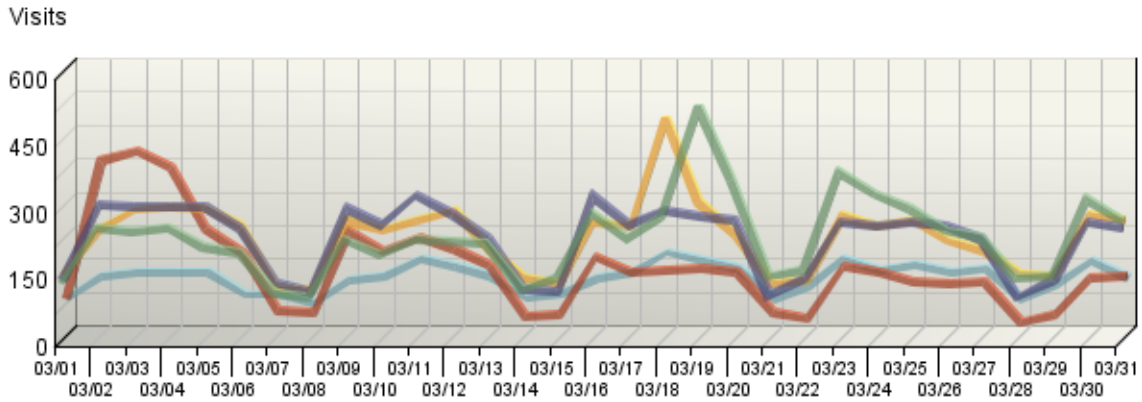
Directories by Visits



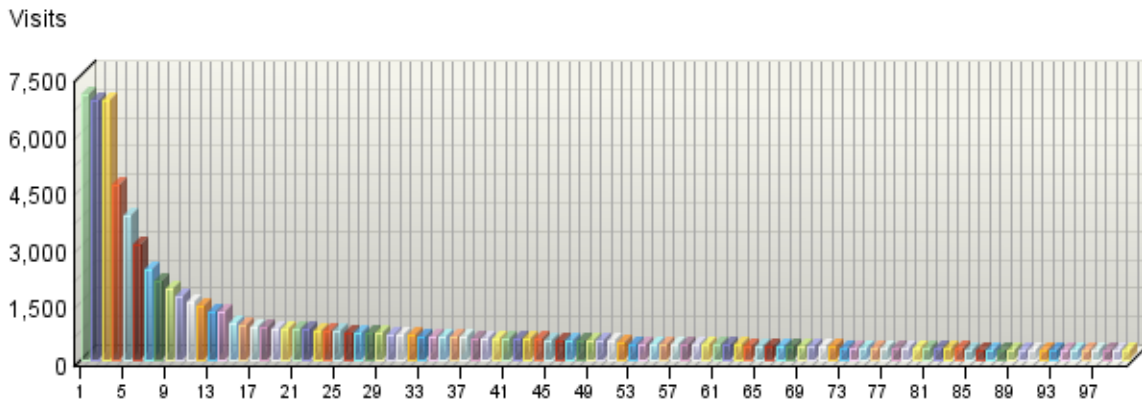
Pages

This identifies the most popular web pages on your site and shows you the number of visits for each, and displays the average length of time the page was viewed.

Pages by Visits Trend



Pages by Visits



Pages

	Pages	Visits	Views	Average Time Viewed
■ 1.	Small Business Innovation Research NCER ORD US EPA http://es.epa.gov/ncer/sbir/	6,985	9,331	00:02:02

	Pages	Visits	Views	Average Time Viewed
2.	Funding Opportunities NCER ORD US EPA http://es.epa.gov/ncer/rfa/	6,863	8,041	00:02:11
3.	National Center for Environmental Research (NCER) ORD US EPA http://es.epa.gov/ncer/	6,863	9,687	00:02:18
4.	Enhancing Ecosystem Services From Agricultural Lands: Management, Quantification, And Developing Decision Support Tools Funding Opportunities NCER ORD US EPA http://es.epa.gov/ncer/rfa/2009/2009_star_ecosystem_services.html	4,594	5,486	00:03:37
5.	Fellowships NCER ORD US EPA http://es.epa.gov/ncer/fellow/	3,810	4,475	00:02:11
6.	http://es.epa.gov/ncer/rfa/2009/2009_sbir_phase1.html	3,065	3,461	00:05:18
7.	http://es.epa.gov/ncer/grants/	2,366	2,759	00:02:14
8.	http://es.epa.gov/ncer/P3/	2,092	2,787	00:01:50
9.	http://es.epa.gov/ncer/rfa/2009/2009_star_cumulative_risk.html	1,863	2,137	00:03:38
10.	http://es.epa.gov/ncer/rfa/2009/2009_star_airst_pollution.html	1,652	1,928	00:03:50
11.	http://es.epa.gov/ncer/events/	1,526	1,927	00:02:26
12.	http://es.epa.gov/ncer/nano/	1,408	1,885	00:02:47
13.	http://es.epa.gov/ncer/sbir/current_solicitation.html	1,278	1,421	00:02:34
14.	http://es.epa.gov/ncer/rfa/forms/	1,272	1,714	00:03:13
15.	http://es.epa.gov/ncerqa/	983	1,188	00:00:37
16.	http://es.epa.gov/ncer/about/	902	960	00:02:30
17.	http://es.epa.gov/ncer/biodiversity/	874	1,042	00:02:25
18.	http://es.epa.gov/ncerqa/sbir/	842	951	00:00:36
19.	http://es.epa.gov/ncer/rfa/2009/2009_groundwatergrad.html	824	839	00:03:43
20.	http://es.epa.gov/ncer/listserv/	806	869	00:01:22
21.	http://es.epa.gov/ncerqa/rfa/	798	883	00:00:22
22.	http://es.epa.gov/ncer/p3/expo/expo_2008.html	790	831	00:03:03
23.	http://es.epa.gov/ncer/science/pm/	763	933	00:02:21
24.	http://es.epa.gov/ncer/guidance/	748	956	00:02:37
25.	http://es.epa.gov/ncer/sbir/factsheet.html	738	779	00:02:20
26.	http://es.epa.gov/ncer/cbra/	730	1,184	00:01:33
27.	http://es.epa.gov/ncer/childrenscenters/	726	951	00:03:02
28.	http://es.epa.gov/ncer/p3/expo/	705	805	00:02:07
29.	http://es.epa.gov/ncer/sbir/news/	696	722	00:02:36

	Pages	Visits	Views	Average Time Viewed
30.	http://es.epa.gov/ncer/rfa/2008/2008_sbir_phase1.html	680	736	00:03:29
31.	http://es.epa.gov/ncer/p3/current/	676	726	00:02:53
32.	http://es.epa.gov/ncer/p3/fact_sheet.html	640	670	00:02:28
33.	http://es.epa.gov/ncer/staa/	617	892	00:01:46
34.	http://es.epa.gov/ncer/science/economics/	607	695	00:03:28
35.	http://es.epa.gov/ncer/rfa/2008/2008_star_fellow.html	604	622	00:02:57
36.	http://es.epa.gov/ncer/contact_us.html	604	811	00:02:23
37.	http://es.epa.gov/ncer/fellow/forum/conference.html	594	602	00:00:12
38.	http://es.epa.gov/ncer/science/endocrine/	576	647	00:02:52
39.	http://es.epa.gov/ncer/fellow/forum/pubs_96.html	565	572	00:00:28
40.	http://es.epa.gov/ncer/science/drinkingwater/	560	677	00:02:53
41.	http://es.epa.gov/ncer/cns/	558	767	00:02:16
42.	http://es.epa.gov/ncer/science/globalclimate/	553	618	00:02:58
43.	http://es.epa.gov/ncer/publications/	549	633	00:02:06
44.	http://es.epa.gov/ncer/fellow/forum/conference/08/may19/	546	566	00:00:40
45.	http://es.epa.gov/ncer/rfa/2004/2004_climate_change.html	524	558	00:03:32
46.	http://es.epa.gov/ncer/fellow/forum/pubs_95.html	515	525	00:00:08
47.	http://es.epa.gov/ncer/childrenscenters/autism.html	505	520	00:02:11
48.	http://es.epa.gov/ncer/other/	501	561	00:03:16
49.	http://es.epa.gov/ncer/nano/questions/	500	652	00:04:42
50.	http://es.epa.gov/ncer/fellow/forum/publications.html	496	498	00:00:23
51.	http://es.epa.gov/ncer/fellow/forum/conference/08/may19/agenda.html	486	489	00:00:24
52.	http://es.epa.gov/ncer/rfa/2008/2008_star_adaptation.html	431	442	00:03:18
53.	http://es.epa.gov/ncer/grants/recipients_index.html	430	459	00:03:36
54.	http://es.epa.gov/ncer/nano/publications/	430	556	00:07:00
55.	http://es.epa.gov/ncer/rfa/archive/	422	522	00:01:52
56.	http://es.epa.gov/ncer/fellow/recipients/star_fellow08.html	409	417	00:01:59
57.	http://es.epa.gov/ncer/rfa/2009/2009_p3.html	408	429	00:02:47
58.	http://es.epa.gov/ncer/publications/workshop/	400	467	00:02:23
59.	http://es.epa.gov/ncer/nano/factsheet/	395	437	00:03:01

	Pages	Visits	Views	Average Time Viewed
60.	http://es.epa.gov/ncer/science/tse/	395	477	00:03:01
61.	http://es.epa.gov/ncer/p3/teams/	391	447	00:01:53
62.	http://es.epa.gov/ncer/results/	388	428	00:02:32
63.	http://es.epa.gov/ncer/indicators/	387	811	00:00:35
64.	http://es.epa.gov/ncer/nano/research/	380	506	00:03:11
65.	http://es.epa.gov/ncer/science/	368	415	00:02:17
66.	http://es.epa.gov/ncer/events/news/2009/04_18_09_feature.html	351	373	00:02:26
67.	http://es.epa.gov/ncer/rfa/2005/2005_star_nano.html	350	368	00:02:35
68.	http://es.epa.gov/ncer/rfa/2008/2008_star_gsc02.html	350	375	00:03:33
69.	http://es.epa.gov/ncer/events/news/2009/02_26_09_feature.html	347	381	00:03:19
70.	http://es.epa.gov/ncer/listserv/thank_you.html	339	359	00:01:43
71.	http://es.epa.gov/ncer/rfa/current/2003arsenic.html	338	361	00:02:00
72.	http://es.epa.gov/ncer/childrenscenters/pesticides.html	337	355	00:03:55
73.	http://es.epa.gov/ncer/guidance/faqs.html	313	324	00:02:27
74.	http://es.epa.gov/ncer/rfa/2009/2009_star_c0mptox.html	313	350	00:02:21
75.	http://es.epa.gov/ncer/fellow/forum/	309	380	00:02:03
76.	http://es.epa.gov/ncer/rfa/2007/2007_sbirs_phase1.html	306	377	00:02:47
77.	http://es.epa.gov/ncer/rfa/2007/2007_p3_4thannual.html	305	323	00:03:08
78.	http://es.epa.gov/ncer/p3/apply/	303	344	00:01:20
79.	http://es.epa.gov/ncer/publications/starreport/	300	320	00:02:45
80.	http://es.epa.gov/ncer/guidance/faqs/faq_gro_grad.html	298	305	00:03:13
81.	http://es.epa.gov/ncer/sbir/success/	292	324	00:03:05
82.	http://es.epa.gov/ncer/rfa/2008/2008_gro_grad.html	283	289	00:02:56
83.	http://es.epa.gov/ncer/p3/photo.html	282	322	00:01:49
84.	http://es.epa.gov/ncer/p3/project_websites/2008/2008awardwinners.html	279	306	00:02:37
85.	http://es.epa.gov/ncer/p3/success/	278	314	00:01:58
86.	http://es.epa.gov/ncer/events/news/2009/03_03_09_feature.html	267	286	00:03:18
87.	http://es.epa.gov/ncer/rfa/2007/2007_star_health_indicators.html	267	282	00:03:13
88.	http://es.epa.gov/ncer/nano/newsroom/	267	292	00:01:54

	Pages	Visits	Views	Average Time Viewed
89.	http://es.epa.gov/ncer/sbir/archive/solicitations.html	265	281	00:02:19
90.	http://es.epa.gov/ncer/p3/ceremony/	264	288	00:01:56
91.	http://es.epa.gov/ncer/p3/past/	263	285	00:01:26
92.	http://es.epa.gov/ncer/rfa/2008/2008_star_gc_wq.html	259	268	00:03:15
93.	http://es.epa.gov/ncer/rfa/2008/2008_baa.html	252	263	00:03:12
94.	http://es.epa.gov/ncer/nano/solicitation/	250	260	00:01:38
95.	http://es.epa.gov/ncer/p3/event_2007/event_photos/awards/awards.html	248	334	00:02:13
96.	http://es.epa.gov/ncer/about/quickguide.html	248	254	00:02:01
97.	http://es.epa.gov/ncer/events/news/	247	270	00:02:05
98.	http://es.epa.gov/ncer/guidance/star_faq.html	245	264	00:03:29
99.	http://es.epa.gov/ncer/rfa/2005/2005_star_biototech.html	244	250	00:03:34
100.	http://es.epa.gov/ncer/p3/expo/events.html	238	253	00:01:51
101.	http://es.epa.gov/ncer/sbir/workshops.html	236	252	00:02:16
102.	http://es.epa.gov/ncer/rfa/archive/grants/	236	265	00:02:43
103.	http://es.epa.gov/ncer/fellow/forum/conference/08/may19/registration.html	235	243	00:01:36
104.	http://es.epa.gov/ncer/p3/become_exhibitor.html	235	242	00:01:55
105.	http://es.epa.gov/ncer/rfa/current/sbir_phase1.html	232	300	00:04:54
106.	http://es.epa.gov/ncer/guidance/star_images.html	228	238	00:03:54
107.	http://es.epa.gov/ncer/rfa/2007/2007_star_ecoimpacts.html	228	234	00:04:01
108.	http://es.epa.gov/ncer/nano/research/nano_green.html	228	240	00:02:16
109.	http://es.epa.gov/ncer/rfa/2006/2006_sbir_phase1.html	227	293	00:01:28
110.	http://es.epa.gov/ncer/p3/event_2009/09_date_loc.html	227	241	00:02:13
111.	http://es.epa.gov/ncer/biodiversity/recipients.html	224	228	00:03:53
112.	http://es.epa.gov/ncer/rfa/2006/2006_star_cafos.html	223	291	00:01:38
113.	http://es.epa.gov/ncer/biodiversity/multimedia/	223	244	00:04:08
114.	http://es.epa.gov/ncer/rfa/archive/fellow/	222	263	00:02:26
115.	http://es.epa.gov/ncer/nano/relevant_meetings/	216	227	00:02:05
116.	http://es.epa.gov/ncer/nano/lectures/	212	226	00:03:12
117.	http://es.epa.gov/ncer/p3/multimedia.html	212	232	00:03:34
118.	http://es.epa.gov/ncer/sbir/presentations.html	211	218	00:02:14

	Pages	Visits	Views	Average Time Viewed
119.	http://es.epa.gov/ncer/guidance/qa.html	207	224	00:03:08
120.	http://es.epa.gov/ncer/childrenscenters/davis.html	205	219	00:02:47
121.	http://es.epa.gov/ncer/rfa/archive/grants/08/	204	215	00:02:02
122.	http://es.epa.gov/ncer/rfa/2008/2008_star_ecohab.html	204	216	00:02:24
123.	http://es.epa.gov/ncer/p3/expo/faq.html	203	211	00:02:21
124.	http://es.epa.gov/ncer/childrenscenters/multimedia.html	201	217	00:02:41
125.	http://es.epa.gov/ncer/science/pm/centers.html	200	204	00:03:17
126.	http://es.epa.gov/ncer/p3/forum/	198	251	00:01:54
127.	http://es.epa.gov/ncer/p3/info/partners.html	197	201	00:02:21
128.	http://es.epa.gov/ncer/childrenscenters/columbia.html	197	204	00:03:12
129.	http://es.epa.gov/ncerqa/grants/	197	228	00:01:17
130.	http://es.epa.gov/ncer/nano/research/nano_tox.html	196	199	00:01:11
131.	http://es.epa.gov/ncer/rfa/2008/2008_star_climate_change.html	195	206	00:01:57
132.	http://es.epa.gov/ncer/publications/bibliometrics/	195	215	00:04:15
133.	http://es.epa.gov/ncer/fellow/gro/	192	207	00:03:02
134.	http://es.epa.gov/ncer/publications/archive/csidoc.html	192	212	00:01:34
135.	http://es.epa.gov/ncer/nano/links/	191	206	00:03:38
136.	http://es.epa.gov/ncer/fellow/posters/	191	233	00:02:43
137.	http://es.epa.gov/ncer/rfa/2006/2006_star_fellow.html	190	192	00:02:48
138.	http://es.epa.gov/ncer/rfa/2008/2008_p3.html	189	192	00:03:12
139.	http://es.epa.gov/ncerqa/fellow/	189	206	00:00:54
140.	http://es.epa.gov/ncer/p3/project_websites/2006/2006awardwinners.html	185	224	00:02:06
141.	http://es.epa.gov/ncer/p3/news.html	185	190	00:03:49
142.	http://es.epa.gov/ncer/childrenscenters/harvard.html	183	190	00:04:06
143.	http://es.epa.gov/ncer/fellow/abstracts/	182	207	00:02:12
144.	http://es.epa.gov/ncer/publications/sbir/	182	187	00:01:50
145.	http://es.epa.gov/ncer/rfa/2005/2005_sbirlphase1.html	182	199	00:02:51
146.	http://es.epa.gov/ncer/p3/info/cosponsors.html	182	194	00:01:50
147.	http://es.epa.gov/ncer/rfa/2007/2007_star_nanotech.html	181	190	00:04:12
148.	http://es.epa.gov/ncer/guidance/faqs/faq_gro_undergrad.html	179	187	00:03:14

	Pages	Visits	Views	Average Time Viewed
149.	http://es.epa.gov/ncer/p3/overviews.html	179	192	00:03:30
150.	http://es.epa.gov/ncer/events/news/2008/	178	201	00:01:48
151.	http://es.epa.gov/ncer/fellow/recipients/gro_undergrad_fellow08.html	178	188	00:02:58
152.	http://es.epa.gov/ncer/fellow/recipients/star_fellow07.html	178	181	00:02:29
153.	http://es.epa.gov/ncer/childrenscenters/duke.html	177	192	00:03:12
154.	http://es.epa.gov/ncer/events/news/2009/01_23_09_grant.html	177	185	00:04:06
155.	http://es.epa.gov/ncer/p3/expo/logistics.html	177	181	00:02:38
156.	http://es.epa.gov/ncer/rfa/2008/2008_gro_undergrad.html	177	181	00:02:40
157.	http://es.epa.gov/ncer/p3/project_websites/2007/2007awardwinners.html	176	195	00:02:33
158.	http://es.epa.gov/ncer/p3/info/media.html	175	182	00:02:43
159.	http://es.epa.gov/ncer/staa/annual/2008/2008level3.html	175	182	00:03:23
160.	http://es.epa.gov/ncer/nano/research/particle_index.html	173	177	00:03:30
161.	http://es.epa.gov/ncer/childrenscenters/faqs.html	172	178	00:02:41
162.	http://es.epa.gov/ncer/childrenscenters/washington.html	171	181	00:02:33
163.	http://es.epa.gov/ncer/rfa/2006/2006_star_cns.html	170	176	00:03:15
164.	http://es.epa.gov/ncer/rfa/archive/grants/96/grants96.html	167	228	00:00:58
165.	http://es.epa.gov/ncer/events/news/2009/03_09_09_feature.html	166	189	00:03:10
166.	http://es.epa.gov/ncer/p3/partners/	165	183	00:02:54
167.	http://es.epa.gov/ncer/p3/info/	165	179	00:01:39
168.	http://es.epa.gov/ncer/fellow/recipients/star_fellow03.html	164	168	00:02:19
169.	http://es.epa.gov/ncer/childrenscenters/berkeley.html	164	173	00:02:53
170.	http://es.epa.gov/ncer/rfa/2008/2008_star_wa ter.html	163	167	00:03:25
171.	http://es.epa.gov/ncer/publications/nano/purpose.html	163	174	00:02:37
172.	http://es.epa.gov/ncer/staa/annual/2008/2008level1.html	163	172	00:02:58
173.	http://es.epa.gov/ncer/rfa/archive/grants/00/00humanrfa.html	162	177	00:01:36
174.	http://es.epa.gov/ncer/sbir/09awards/	162	181	00:03:44

	Pages	Visits	Views	Average Time Viewed
175.	http://es.epa.gov/ncer/childrenscenters/sinai.html	161	168	00:02:32
176.	http://es.epa.gov/ncer/p3/addawards.html	160	162	00:02:35
177.	http://es.epa.gov/ncer/events/news/2002/	160	169	00:01:47
178.	http://es.epa.gov/ncer/rfa/2007/2007_biodiversity_health.html	160	162	00:02:09
179.	http://es.epa.gov/ncer/rfa/2004/2004_air_poll_em.html	159	163	00:02:11
180.	http://es.epa.gov/ncer/events/news/2009/01_31_09_iframe.html	159	172	00:04:11
181.	http://es.epa.gov/ncer/childrenscenters/newsroom.html	159	160	00:02:55
182.	http://es.epa.gov/ncer/p3/event_2008/event_photos/expo/expo.html	157	181	00:04:13
183.	http://es.epa.gov/ncer/staa/annual/2008/2008level2.html	157	165	00:02:54
184.	http://es.epa.gov/ncer/fellow/recipient/gro_fellow08.html	155	160	00:01:56
185.	http://es.epa.gov/ncer/fellow/recipient/star_fellow01.html	153	158	00:01:45
186.	http://es.epa.gov/ncer/p3/event_2008/audio_files/	152	166	00:03:40
187.	http://es.epa.gov/ncer/rfa/2004/2004_aquasys.html	152	161	00:02:14
188.	http://es.epa.gov/ncer/sbir/program/	152	203	00:03:04
189.	http://es.epa.gov/ncer/rfa/2004/2004_sbir_phase1.html	152	157	00:02:18
190.	http://es.epa.gov/ncer/biodiversity/background.html	151	153	00:02:04
191.	http://es.epa.gov/ncer/events/news/2009/03_05_09_feature.html	151	156	00:02:17
192.	http://es.epa.gov/ncer/rfa/special_announcements.html	151	154	00:03:16
193.	http://es.epa.gov/ncer/events/news/2003/nas_special.html	150	156	00:03:42
194.	http://es.epa.gov/ncer/rfa/2004/2004_manufactured_nano.html	149	153	00:04:18
195.	http://es.epa.gov/ncer/rfa/2006/2006_star_episode.html	149	155	00:03:46
196.	http://es.epa.gov/ncer/childrenscenters/communities.html	149	154	00:03:23
197.	http://es.epa.gov/ncer/childrenscenters/results.html	149	155	00:02:53
198.	http://es.epa.gov/ncer/childrenscenters/asthma.html	149	152	00:02:46

	Pages	Visits	Views	Average Time Viewed
199.	http://es.epa.gov/ncer/fellow/recipients/mai_fellow_03_under.htm	148	153	00:03:22
200.	http://es.epa.gov/ncer/staa/annual/2008/2008honorable.html	148	154	00:02:52
201.	http://es.epa.gov/ncer/p3/event_2009/09_announcements.html	147	149	00:01:34
202.	http://es.epa.gov/ncer/rfa/2006/2006_star_gc_aq.html	147	152	00:03:56
203.	http://es.epa.gov/ncer/publications/overview/	147	154	00:03:32
204.	http://es.epa.gov/ncer/fellow/recipients/96felltbl.html	146	150	00:02:59
205.	http://es.epa.gov/ncer/biodiversity/solicitation.html	146	148	00:02:02
206.	http://es.epa.gov/ncer/rfa/2005/2005_decision_support_sys.html	146	147	00:03:31
207.	http://es.epa.gov/ncer/rfa/2008/2008_star_wetlands.html	146	149	00:01:02
208.	http://es.epa.gov/ncer/fellow/recipients/star_fellow05.html	146	151	00:02:40
209.	http://es.epa.gov/ncer/fellow/recipients/fellow99.html	146	150	00:01:55
210.	http://es.epa.gov/ncer/fellow/recipients/mai_fellow02.html	144	148	00:02:05
211.	http://es.epa.gov/ncer/other/archive/	144	157	00:01:58
212.	http://es.epa.gov/ncer/childrenscenters/outreach.html	144	146	00:03:32
213.	http://es.epa.gov/ncer/events/news/2009/01_31_09_feature.html	144	150	00:01:51
214.	http://es.epa.gov/ncer/P3/forms/	144	242	00:01:52
215.	http://es.epa.gov/ncer/p3/designs_sustain_rfp.html	143	174	00:02:25
216.	http://es.epa.gov/ncer/p3/grantrecip.html	143	147	00:02:49
217.	http://es.epa.gov/ncer/rfa/2004/2004_collab_science.html	143	146	00:02:30
218.	http://es.epa.gov/ncer/rfa/2007/2007_star_fellow.html	143	152	00:02:53
219.	http://es.epa.gov/ncer/multimedia/audio/scienceworks/001transcript.html	143	157	00:03:29
220.	http://es.epa.gov/ncer/publications/research_results_synthesis/	142	160	00:04:13
221.	http://es.epa.gov/ncer/rfa/2004/2005_star_grad_fellow.html	142	144	00:03:29
222.	http://es.epa.gov/ncer/centers/airpm/sab/report.html	142	145	00:01:44
223.	http://es.epa.gov/ncer/rfa/archive/grants/01/futures.html	142	146	00:01:47

	Pages	Visits	Views	Average Time Viewed
224.	http://es.epa.gov/ncer/rfa/current/2003_comptox.html	142	143	00:02:19
225.	http://es.epa.gov/ncer/nano/research/nano_remediation.html	142	146	00:01:25
226.	http://es.epa.gov/ncer/fellow/recipients/gro_fellow03.html	142	147	00:02:06
227.	http://es.epa.gov/ncer/fellow/recipients/fellow98.html	142	149	00:02:20
228.	http://es.epa.gov/ncer/rfa/current/2004_arsenic.html	141	143	00:02:01
229.	http://es.epa.gov/ncer/childrenscenters/biographies.html	141	142	00:02:34
230.	http://es.epa.gov/ncer/childrenscenters/basic_info.html	141	145	00:02:33
231.	http://es.epa.gov/ncer/staa/about_staa.html	141	166	00:02:29
232.	http://es.epa.gov/ncer/publications/terms/phase1_tc.html	140	143	00:03:45
233.	http://es.epa.gov/ncer/events/news/2009/01_23_09_iframe.html	139	146	00:02:51
234.	http://es.epa.gov/ncer/science/globalclimate/solicitations.html	138	141	00:01:40
235.	http://es.epa.gov/ncer/fellow/recipients/gro_fellow_04_under.html	138	141	00:02:21
236.	http://es.epa.gov/ncer/rfa/current/2003_enviro_stat.html	138	141	00:02:46
237.	http://es.epa.gov/ncer/rfa/2004/2005_gro_grad_fellow.html	138	139	00:02:46
238.	http://es.epa.gov/ncer/fellow/recipients/mai_fellow_02_under.htm	138	144	00:01:42
239.	http://es.epa.gov/ncer/publications/archive/	138	144	00:01:44
240.	http://es.epa.gov/ncer/rfa/2004/2005_gro_undegrad_fellow.html	137	140	00:04:05
241.	http://es.epa.gov/ncer/multimedia.html	137	152	00:02:50
242.	http://es.epa.gov/ncer/rfa/2006/2006_gro_fellow.html	137	142	00:03:09
243.	http://es.epa.gov/ncer/p3/expo/forms.html	137	154	00:03:20
244.	http://es.epa.gov/ncer/fellow/recipients/mai_fellow01.html	136	140	00:02:24
245.	http://es.epa.gov/ncer/science/endocrine/researchproj.html	136	144	00:03:35
246.	http://es.epa.gov/ncer/science/pm/recipients.html	136	141	00:03:20
247.	http://es.epa.gov/ncer/cns/news.html	136	140	00:03:58
248.	http://es.epa.gov/ncer/rfa/2005/2005_hsa_impacts_research.html	135	190	00:01:54

	Pages	Visits	Views	Average Time Viewed
249.	http://es.epa.gov/ncer/p3/project_websites/2008/	135	160	00:02:03
250.	http://es.epa.gov/ncer/rfa/2005/2005_nonlinear_responses.html	135	137	00:05:04
251.	http://es.epa.gov/ncer/science/globalclimate/recipients.html	135	136	00:02:08
252.	http://es.epa.gov/ncer/fellow/recipients/mai_fellow_97_under.htm	135	139	00:01:48
253.	http://es.epa.gov/ncer/rfa/2004/2004_biomarkers.html	134	136	00:01:34
254.	http://es.epa.gov/ncer/venturecapital/	133	199	00:02:14
255.	http://es.epa.gov/ncer/fellow/recipients/mai_fellow_01_under.html	133	136	00:02:26
256.	http://es.epa.gov/ncer/p3/other/	132	146	00:03:10
257.	http://es.epa.gov/ncer/childrenscenters/contacts.html	132	140	00:02:32
258.	http://es.epa.gov/ncer/rfa/2004/2004_pm_research.html	132	134	00:03:29
259.	http://es.epa.gov/ncer/fellow/recipients/mai_fellow_98_under.htm	132	135	00:02:05
260.	http://es.epa.gov/ncer/publications/terms/phase2_tc.html	132	140	00:02:39
261.	http://es.epa.gov/ncer/rfa/2004/2004_sbir_phase1_pac-swest.html	131	133	00:03:20
262.	http://es.epa.gov/ncer/childrenscenters/additional_resources.html	131	135	00:03:00
263.	http://es.epa.gov/ncer/sbir/success_story_form.html	130	134	00:03:04
264.	http://es.epa.gov/ncer/events/news/2008/12_29_08_feature.html	130	132	00:02:45
265.	http://es.epa.gov/ncer/childrenscenters/illinois.html	130	134	00:02:39
266.	http://es.epa.gov/ncer/fellow/recipients/gro_fellow05.html	130	134	00:01:58
267.	http://es.epa.gov/ncer/childrenscenters/usc.html	130	138	00:02:11
268.	http://es.epa.gov/ncer/fellow/recipients/mai_fellow_00_under.html	130	133	00:02:07
269.	http://es.epa.gov/ncer/publications/handouts/	130	135	00:01:39
270.	http://es.epa.gov/ncer/fellow/recipients/felltbl.html	130	133	00:02:05
271.	http://es.epa.gov/ncer/rfa/2006/2006_star_uncertainty.html	130	133	00:03:42
272.	http://es.epa.gov/ncer/science/endocrine/reportspub.html	130	135	00:03:51

	Pages	Visits	Views	Average Time Viewed
273.	http://es.epa.gov/ncer/childrenscenters/research_areas.html	129	130	00:02:56
274.	http://es.epa.gov/ncer/fellow/recipients/gro_undergrad_fellow05.html	129	133	00:02:12
275.	http://es.epa.gov/ncer/rfa/2004/2004_source_pm.html	129	136	00:02:48
276.	http://es.epa.gov/ncer/rfa/current/2004_grad_fellow.html	129	136	00:02:42
277.	http://es.epa.gov/ncer/fellow/recipients/star_fellow06.html	129	135	00:02:53
278.	http://es.epa.gov/ncer/rfa/2004/2004_low_dose.html	128	134	00:02:47
279.	http://es.epa.gov/ncer/rfa/archive/sbir/	128	133	00:02:41
280.	http://es.epa.gov/ncer/science/economics/economics.html	128	132	00:03:01
281.	http://es.epa.gov/ncer/fellow/recipients/star_fellow04.html	128	131	00:02:01
282.	http://es.epa.gov/ncer/science/drinkingwater/recipients.html	128	132	00:03:18
283.	http://es.epa.gov/ncer/fellow/recipients/97felltbl.html	128	131	00:01:59
284.	http://es.epa.gov/ncer/childrenscenters/chemical.html	128	138	00:02:21
285.	http://es.epa.gov/ncer/p3/contact.html	128	131	00:03:15
286.	http://es.epa.gov/ncer/fellow/recipients/gro_fellow07.html	127	132	00:01:56
287.	http://es.epa.gov/ncer/publications/science_forum/	127	138	00:03:11
288.	http://es.epa.gov/ncer/rfa/current/2003_nano.html	127	134	00:05:03
289.	http://es.epa.gov/ncer/rfa/archive/grants/01/global01.html	127	134	00:03:25
290.	http://es.epa.gov/ncer/fellow/recipients/fellow00.html	127	131	00:02:04
291.	http://es.epa.gov/ncer/rfa/2006/2006_p3.html	127	128	00:03:23
292.	http://es.epa.gov/ncer/science/drinkingwater/solicitations.html	127	134	00:01:35
293.	http://es.epa.gov/ncer/staa/annual/2009/current_comp.html	126	131	00:02:15
294.	http://es.epa.gov/ncer/fellow/recipients/mai_fellow_99_under.htm	126	129	00:02:38
295.	http://es.epa.gov/ncer/staa/award_photos.html	126	133	00:02:19
296.	http://es.epa.gov/ncer/rfa/archive/grants/02/02marketmech.html	125	132	00:01:29
297.	http://es.epa.gov/ncer/fellow/recipients/mai_graduated_fellow00.html	125	129	00:01:53

	Pages	Visits	Views	Average Time Viewed
298.	http://es.epa.gov/ncer/events/calendar/2006/sep14/logistics.html	125	136	00:01:57
299.	http://es.epa.gov/ncer/rfa/2005/2005_ecohab.html	124	127	00:03:22
300.	http://es.epa.gov/ncer/publications/workshop/10_26_05/abstracts/veranth.html	124	149	00:03:14
301.	http://es.epa.gov/ncer/biodiversity/workshop.html	124	131	00:02:13
302.	http://es.epa.gov/ncer/science/economics/recipients.html	124	127	00:01:58
303.	http://es.epa.gov/ncer/rfa/2004/2004_glakes_foodweb.html	124	132	00:03:11
304.	http://es.epa.gov/ncer/events/news/2008/07_23_08_press.html	124	127	00:04:24
305.	http://es.epa.gov/ncer/childrenscenters/newjersey.html	123	127	00:02:42
306.	http://es.epa.gov/ncer/rfa/archive/grants/04/	123	129	00:02:39
307.	http://es.epa.gov/ncer/rfa/2006/2006_gro_und_ergrad_fellow.html	123	124	00:03:47
308.	http://es.epa.gov/ncer/centers/	123	149	00:02:23
309.	http://es.epa.gov/ncer/biodiversity/programs.html	123	126	00:03:49
310.	http://es.epa.gov/ncer/childrenscenters/newinvestigators.html	122	124	00:02:26
311.	http://es.epa.gov/ncer/publications/terms/tscs05.html	122	132	00:02:59
312.	http://es.epa.gov/ncer/publications/nano/	121	133	00:02:23
313.	http://es.epa.gov/ncer/fellow/recipients/gro_undergrad_fellow07.html	120	124	00:01:55
314.	http://es.epa.gov/ncer/centers/eagles/	120	157	00:02:17
315.	http://es.epa.gov/ncer/cbra/about.html	119	124	00:03:55
316.	http://es.epa.gov/ncer/events/news/2008/03_03_08_topstory.html	119	120	00:03:05
317.	http://es.epa.gov/ncer/rfa/2007/2007_star_organic_pm.html	119	122	00:02:17
318.	http://es.epa.gov/ncer/cns/programs.html	119	123	00:04:18
319.	http://es.epa.gov/ncer/rfa/2008/2008_star_novelapproaches.html	119	125	00:02:28
320.	http://es.epa.gov/ncer/events/news/2008/11_13_08_feature.html	118	122	00:03:18
321.	http://es.epa.gov/ncer/rfa/2004/2004_gro_bioaccum.html	118	121	00:02:23
322.	http://es.epa.gov/ncer/biodiversity/selreading.html	118	119	00:03:46

	Pages	Visits	Views	Average Time Viewed
323.	http://es.epa.gov/ncer/science/pm/results4.html	118	123	00:02:30
324.	http://es.epa.gov/ncer/fellow/recipient/gro_fellow04.html	117	120	00:03:13
325.	http://es.epa.gov/ncer/childrenscenters/southwestdetroit.html	117	126	00:01:46
326.	http://es.epa.gov/ncer/childrenscenters/locations.html	117	121	00:02:44
327.	http://es.epa.gov/ncer/childrenscenters/exposuremap.html	116	122	00:03:24
328.	http://es.epa.gov/ncer/rfa/2004/2004_corporate.html	116	117	00:02:23
329.	http://es.epa.gov/ncer/fellow/gro/newsletter_archive_index.html	116	120	00:02:14
330.	http://es.epa.gov/ncer/rfa/2008/2008_star_halftheeffects.html	116	120	00:02:04
331.	http://es.epa.gov/ncer/p3/appoverview.html	116	121	00:01:37
332.	http://es.epa.gov/ncer/science/pm/2008sab/	116	134	00:03:50
333.	http://es.epa.gov/ncer/childrenscenters/sitemap.html	116	117	00:04:07
334.	http://es.epa.gov/ncer/science/drinkingwater/results.html	116	118	00:02:12
335.	http://es.epa.gov/ncer/cbra/journals.html	114	116	00:02:34
336.	http://es.epa.gov/ncer/science/pm/solicitations.html	114	119	00:02:39
337.	http://es.epa.gov/ncer/science/economics/reviews.html	114	116	00:03:00
338.	http://es.epa.gov/ncer/events/news/2009/01_23_09_topstory.html	114	116	00:02:43
339.	http://es.epa.gov/ncer/rfa/current/2003_global_change.html	113	119	00:01:37
340.	http://es.epa.gov/ncer/science/globalclimate/factsheet.html	113	114	00:01:22
341.	http://es.epa.gov/ncer/rfa/2004/2004_ecohab.html	113	115	00:01:33
342.	http://es.epa.gov/ncer/science/endocrine/relatedlinks.html	113	115	00:02:55
343.	http://es.epa.gov/ncer/p3/event_2007/event_photos/expo/expo.html	113	128	00:02:22
344.	http://es.epa.gov/ncer/events/news/2005/11_17_05_feature.html	112	119	00:03:46
345.	http://es.epa.gov/ncer/fellow/testimonials/	112	122	00:02:46
346.	http://es.epa.gov/ncer/publications/meetings/	112	118	00:01:17
347.	http://es.epa.gov/ncer/nano/lectures/071805_lecture.html	112	113	00:02:02

	Pages	Visits	Views	Average Time Viewed
348.	http://es.epa.gov/ncer/events/news/2007/10_17_07_feature.html	112	114	00:03:46
349.	http://es.epa.gov/ncer/rfa/postdoc.html	112	113	00:01:53
350.	http://es.epa.gov/ncer/rfa/2007/2007_star_part_matter.html	112	116	00:02:56
351.	http://es.epa.gov/ncer/fellow/recipient/gro_fellow06.html	112	116	00:02:05
352.	http://es.epa.gov/ncer/science/pm/results2.html	111	113	00:02:41
353.	http://es.epa.gov/ncer/fellow/contact_us.html	111	115	00:03:54
354.	http://es.epa.gov/ncer/events/news/2005/	111	116	00:02:30
355.	http://es.epa.gov/ncer/events/news/2004/	110	126	00:02:25
356.	http://es.epa.gov/ncer/science/drinkingwater/evaluations.html	110	112	00:02:43
357.	http://es.epa.gov/ncer/childrenscenters/outreach_docs/flvFiles2/columbiachildrenb.html	110	123	00:02:02
358.	http://es.epa.gov/ncer/rfa/archive/grants/07/	110	116	00:02:01
359.	http://es.epa.gov/ncer/p3/project_websites/2004_phase_2_project_websites.html	109	117	00:02:01
360.	http://es.epa.gov/ncer/science/economics/summary.html	109	112	00:03:54
361.	http://es.epa.gov/ncer/childrenscenters/centercontacts.html	109	110	00:03:46
362.	http://es.epa.gov/ncer/rfa/archive/grants/09/	109	113	00:01:17
363.	http://es.epa.gov/ncer/childrenscenters/cincinnati.html	109	115	00:02:14
364.	http://es.epa.gov/ncer/biodiversity/events.html	109	110	00:02:52
365.	http://es.epa.gov/ncer/p3/press/04_22_07.html	109	111	00:00:58
366.	http://es.epa.gov/ncer/childrenscenters/hopkins.html	109	117	00:03:38
367.	http://es.epa.gov/ncer/rfa/current/2004_gro_grad_fellow.html	109	110	00:02:09
368.	http://es.epa.gov/ncer/fellow/recipient/gro_undergrad_fellow06.html	108	112	00:01:55
369.	http://es.epa.gov/ncer/publications/regions/5/	108	113	00:02:48
370.	http://es.epa.gov/ncer/p3/press/	108	116	00:01:32
371.	http://es.epa.gov/ncer/rfa/archive/grants/01/phytore00.html	108	110	00:03:46
372.	http://es.epa.gov/ncer/rfa/archive/grants/02/02trib_risk.html	108	110	00:02:39
373.	http://es.epa.gov/ncer/p3/success/lehigh.html	108	113	00:01:35
374.	http://es.epa.gov/ncer/listserv/unsub_thank_you.html	107	108	00:00:19

	Pages	Visits	Views	Average Time Viewed
375.	http://es.epa.gov/ncer/events/news/2007/05_04_07_people.html	107	108	00:01:58
376.	http://es.epa.gov/ncer/publications/cardiovascular/	107	111	00:02:28
377.	http://es.epa.gov/ncer/p3/solopen.html	107	109	00:02:18
378.	http://es.epa.gov/ncer/rfa/archive/grants/02/02globalimpact.html	106	108	00:02:47
379.	http://es.epa.gov/ncer/science/tse/solicitations.html	105	106	00:02:11
380.	http://es.epa.gov/ncer/p3/phase1proof.html	105	106	00:02:16
381.	http://es.epa.gov/ncer/rfa/archive/fellow/fellowarchives2005.html	105	106	00:03:14
382.	http://es.epa.gov/ncer/rfa/2006/2006_star_coarse_pm.html	105	106	00:02:26
383.	http://es.epa.gov/ncer/rfa/archive/grants/00/kids2000.html	105	106	00:02:00
384.	http://es.epa.gov/ncer/events/news/2003/01_15_03a.html	104	141	00:02:58
385.	http://es.epa.gov/ncer/science/economics/results2.html	104	105	00:02:25
386.	http://es.epa.gov/ncer/rfa/archive/grants/03/	104	111	00:01:32
387.	http://es.epa.gov/ncer/rfa/2004/2004_sbir_phase1_haz-waste.html	104	109	00:02:37
388.	http://es.epa.gov/ncer/nano/research/nano_green_energy.html	104	106	00:01:02
389.	http://es.epa.gov/ncer/childrenscenters/outreach_docs/flvFiles2/children_and_asthma_seg3b.html	104	108	00:02:30
390.	http://es.epa.gov/ncer/science/tse/success.html	103	105	00:02:35
391.	http://es.epa.gov/ncer/events/news/2003/	103	111	00:01:32
392.	http://es.epa.gov/ncer/rfa/archive/grants/02/02regstressor.html	103	106	00:01:22
393.	http://es.epa.gov/ncer/rfa/2006/2006_star_methodological.html	103	105	00:02:07
394.	http://es.epa.gov/ncer/rfa/2004/2004_risk_assessment.html	103	104	00:02:34
395.	http://es.epa.gov/ncer/rfa/2005/2005_cont_methods_pm.html	102	103	00:02:17
396.	http://es.epa.gov/ncer/p3/project_websites/2005/2005_phase_1_project_websites.html	102	105	00:02:02
397.	http://es.epa.gov/ncer/fellow/forum/conference/08/may19/logistics.html	102	112	00:01:40
398.	http://es.epa.gov/ncer/childrenscenters/smoke.html	102	111	00:01:39
399.	http://es.epa.gov/ncer/cns/solicit.html	102	105	00:02:20

	Pages	Visits	Views	Average Time Viewed
400.	http://es.epa.gov/ncer/rfa/current/2003_mai_under.html	102	103	00:03:11
Subtotal for rows: 1 - 400		-	148,433	-
Other		-	173,602	-
Total		-	322,035	-

items 1-400 of 2000

Pages

	Pages	Average Time to Serve (ms)
1.	Small Business Innovation Research NCER ORD US EPA http://es.epa.gov/ncer/sbir/	0
2.	Funding Opportunities NCER ORD US EPA http://es.epa.gov/ncer/rfa/	0
3.	National Center for Environmental Research (NCER) ORD US EPA http://es.epa.gov/ncer/	0
4.	Enhancing Ecosystem Services From Agricultural Lands: Management, Quantification, And Developing Decision Support Tools Funding Opportunities NCER ORD US EPA http://es.epa.gov/ncer/rfa/2009/2009_star_ecosystem_services.html	0
5.	Fellowships NCER ORD US EPA http://es.epa.gov/ncer/fellow/	0
6.	http://es.epa.gov/ncer/rfa/2009/2009_sbir_phase1.html	0
7.	http://es.epa.gov/ncer/grants/	0
8.	http://es.epa.gov/ncer/P3/	0
9.	http://es.epa.gov/ncer/rfa/2009/2009_star_cumulative_risk.html	0
10.	http://es.epa.gov/ncer/rfa/2009/2009_star_air_pollution.html	0
11.	http://es.epa.gov/ncer/events/	0
12.	http://es.epa.gov/ncer/nano/	0
13.	http://es.epa.gov/ncer/sbir/current_solicitation.html	0
14.	http://es.epa.gov/ncer/rfa/forms/	0
15.	http://es.epa.gov/ncerqa/	0
16.	http://es.epa.gov/ncer/about/	0
17.	http://es.epa.gov/ncer/biodiversity/	0

	Pages	Average Time to Serve (ms)
18.	http://es.epa.gov/ncerqa/sbir/	0
19.	http://es.epa.gov/ncer/rfa/2009/2009_gro_und ergrad.html	0
20.	http://es.epa.gov/ncer/listserv/	0
21.	http://es.epa.gov/ncerqa/rfa/	0
22.	http://es.epa.gov/ncer/p3/expo/expo_2008.html	0
23.	http://es.epa.gov/ncer/science/pm/	0
24.	http://es.epa.gov/ncer/guidance/	0
25.	http://es.epa.gov/ncer/sbir/factsheet.html	0
26.	http://es.epa.gov/ncer/cbra/	0
27.	http://es.epa.gov/ncer/childrenscenters/	0
28.	http://es.epa.gov/ncer/p3/expo/	0
29.	http://es.epa.gov/ncer/sbir/news/	0
30.	http://es.epa.gov/ncer/rfa/2008/2008_sbir_ph ase1.html	0
31.	http://es.epa.gov/ncer/p3/current/	0
32.	http://es.epa.gov/ncer/p3/fact_sheet.html	0
33.	http://es.epa.gov/ncer/staa/	0
34.	http://es.epa.gov/ncer/science/economics/	0
35.	http://es.epa.gov/ncer/rfa/2008/2008_star_fe llow.html	0
36.	http://es.epa.gov/ncer/contact_us.html	0
37.	http://es.epa.gov/ncer/fellow/forum/ conference.html	0
38.	http://es.epa.gov/ncer/science/endocrine/	0
39.	http://es.epa.gov/ncer/fellow/forum/pubs_96.html	0
40.	http://es.epa.gov/ncer/science/drinkingwater/	0
41.	http://es.epa.gov/ncer/cns/	0
42.	http://es.epa.gov/ncer/science/globalclimate/	0
43.	http://es.epa.gov/ncer/publications/	0
44.	http://es.epa.gov/ncer/fellow/forum/ conference/08/may19/	0
45.	http://es.epa.gov/ncer/rfa/2004/2004_climate _change.html	0
46.	http://es.epa.gov/ncer/fellow/forum/pubs_95.html	0
47.	http://es.epa.gov/ncer/childrenscenters/autism.html	0
48.	http://es.epa.gov/ncer/other/	0
49.	http://es.epa.gov/ncer/nano/questions/	0

	Pages	Average Time to Serve (ms)
50.	http://es.epa.gov/ncer/fellow/forum/publications.html	0
51.	http://es.epa.gov/ncer/fellow/forum/conference/08/may19/agenda.html	0
52.	http://es.epa.gov/ncer/rfa/2008/2008_star_adaptation.html	0
53.	http://es.epa.gov/ncer/grants/recipients_index.html	0
54.	http://es.epa.gov/ncer/nano/publications/	0
55.	http://es.epa.gov/ncer/rfa/archive/	0
56.	http://es.epa.gov/ncer/fellow/recipients/star_fellow08.html	0
57.	http://es.epa.gov/ncer/rfa/2009/2009_p3.html	0
58.	http://es.epa.gov/ncer/publications/workshop/	0
59.	http://es.epa.gov/ncer/nano/factsheet/	0
60.	http://es.epa.gov/ncer/science/tse/	0
61.	http://es.epa.gov/ncer/p3/teams/	0
62.	http://es.epa.gov/ncer/results/	0
63.	http://es.epa.gov/ncer/indicators/	0
64.	http://es.epa.gov/ncer/nano/research/	0
65.	http://es.epa.gov/ncer/science/	0
66.	http://es.epa.gov/ncer/events/news/2009/04_18_09_feature.html	0
67.	http://es.epa.gov/ncer/rfa/2005/2005_star_nano.html	0
68.	http://es.epa.gov/ncer/rfa/2008/2008_star_gsc02.html	0
69.	http://es.epa.gov/ncer/events/news/2009/02_26_09_feature.html	0
70.	http://es.epa.gov/ncer/listserv/thank_you.html	0
71.	http://es.epa.gov/ncer/rfa/current/2003arsenic.html	0
72.	http://es.epa.gov/ncer/childrenscenters/pesticides.html	0
73.	http://es.epa.gov/ncer/guidance/faqs.html	0
74.	http://es.epa.gov/ncer/rfa/2009/2009_star_cointox.html	0
75.	http://es.epa.gov/ncer/fellow/forum/	0
76.	http://es.epa.gov/ncer/rfa/2007/2007_sbir_phase1.html	0
77.	http://es.epa.gov/ncer/rfa/2007/2007_p3_4thannual.html	0
78.	http://es.epa.gov/ncer/p3/apply/	0
79.	http://es.epa.gov/ncer/publications/starreport/	0

	Pages	Average Time to Serve (ms)
80.	http://es.epa.gov/ncer/guidance/faqs/faq_gro_grad.html	0
81.	http://es.epa.gov/ncer/sbir/success/	0
82.	http://es.epa.gov/ncer/rfa/2008/2008_gro_grad.html	0
83.	http://es.epa.gov/ncer/p3/photo.html	0
84.	http://es.epa.gov/ncer/p3/project_websites/2008/2008awardwinners.html	0
85.	http://es.epa.gov/ncer/p3/success/	0
86.	http://es.epa.gov/ncer/events/news/2009/03_03_09_feature.html	0
87.	http://es.epa.gov/ncer/rfa/2007/2007_star_health_indicators.html	0
88.	http://es.epa.gov/ncer/nano/newsroom/	0
89.	http://es.epa.gov/ncer/sbir/archive/solicitations.html	0
90.	http://es.epa.gov/ncer/p3/ceremony/	0
91.	http://es.epa.gov/ncer/p3/past/	0
92.	http://es.epa.gov/ncer/rfa/2008/2008_star_gcwq.html	0
93.	http://es.epa.gov/ncer/rfa/2008/2008_baa.html	0
94.	http://es.epa.gov/ncer/nano/solicitation/	0
95.	http://es.epa.gov/ncer/p3/event_2007/event_photos/awards/awards.html	0
96.	http://es.epa.gov/ncer/about/quickguide.html	0
97.	http://es.epa.gov/ncer/events/news/	0
98.	http://es.epa.gov/ncer/guidance/star_faq.html	0
99.	http://es.epa.gov/ncer/rfa/2005/2005_star_biotech.html	0
100.	http://es.epa.gov/ncer/p3/expo/events.html	0
101.	http://es.epa.gov/ncer/sbir/workshops.html	0
102.	http://es.epa.gov/ncer/rfa/archive/grants/	0
103.	http://es.epa.gov/ncer/fellow/forum/conference/08/may19/registration.html	0
104.	http://es.epa.gov/ncer/p3/become_exhibitor.html	0
105.	http://es.epa.gov/ncer/rfa/current/sbir_phase1.html	0
106.	http://es.epa.gov/ncer/guidance/star_images.html	0
107.	http://es.epa.gov/ncer/rfa/2007/2007_star_ecoimpacts.html	0
108.	http://es.epa.gov/ncer/nano/research/nano_green.html	0

	Pages	Average Time to Serve (ms)
109.	http://es.epa.gov/ncer/rfa/2006/2006_sbir_phase1.html	0
110.	http://es.epa.gov/ncer/p3/event_2009/09_date_loc.html	0
111.	http://es.epa.gov/ncer/biodiversity/recipients.html	0
112.	http://es.epa.gov/ncer/rfa/2006/2006_star_cafos.html	0
113.	http://es.epa.gov/ncer/biodiversity/multimedia/	0
114.	http://es.epa.gov/ncer/rfa/archive/fellow/	0
115.	http://es.epa.gov/ncer/nano/relevant_meetings/	0
116.	http://es.epa.gov/ncer/nano/lectures/	0
117.	http://es.epa.gov/ncer/p3/multimedia.html	0
118.	http://es.epa.gov/ncer/sbir/presentations.html	0
119.	http://es.epa.gov/ncer/guidance/qa.html	0
120.	http://es.epa.gov/ncer/childrenscenters/davis.html	0
121.	http://es.epa.gov/ncer/rfa/archive/grants/08/	0
122.	http://es.epa.gov/ncer/rfa/2008/2008_star_ecohab.html	0
123.	http://es.epa.gov/ncer/p3/expo/faq.html	0
124.	http://es.epa.gov/ncer/childrenscenters/multimedia.html	0
125.	http://es.epa.gov/ncer/science/pm/centers.html	0
126.	http://es.epa.gov/ncer/p3/forum/	0
127.	http://es.epa.gov/ncer/p3/info/partners.html	0
128.	http://es.epa.gov/ncer/childrenscenters/columbia.html	0
129.	http://es.epa.gov/ncerqa/grants/	0
130.	http://es.epa.gov/ncer/nano/research/nano_tox.html	0
131.	http://es.epa.gov/ncer/rfa/2008/2008_star_climate_change.html	0
132.	http://es.epa.gov/ncer/publications/bibliometrics/	0
133.	http://es.epa.gov/ncer/fellow/gro/	0
134.	http://es.epa.gov/ncer/publications/archive/csidoc.html	0
135.	http://es.epa.gov/ncer/nano/links/	0
136.	http://es.epa.gov/ncer/fellow/posters/	0
137.	http://es.epa.gov/ncer/rfa/2006/2006_star_fellow.html	0
138.	http://es.epa.gov/ncer/rfa/2008/2008_p3.html	0

	Pages	Average Time to Serve (ms)
139.	http://es.epa.gov/ncerqa/fellow/	0
140.	http://es.epa.gov/ncer/p3/project_websites/2006/2006awardwinners.html	0
141.	http://es.epa.gov/ncer/p3/news.html	0
142.	http://es.epa.gov/ncer/childrenscenters/harvard.html	0
143.	http://es.epa.gov/ncer/fellow/abstracts/	0
144.	http://es.epa.gov/ncer/publications/sbir/	0
145.	http://es.epa.gov/ncer/rfa/2005/2005_sbir_phase1.html	0
146.	http://es.epa.gov/ncer/p3/info/cosponsors.html	0
147.	http://es.epa.gov/ncer/rfa/2007/2007_star_nanotech.html	0
148.	http://es.epa.gov/ncer/guidance/faqs/faq_gro_undergrad.html	0
149.	http://es.epa.gov/ncer/p3/overviews.html	0
150.	http://es.epa.gov/ncer/events/news/2008/	0
151.	http://es.epa.gov/ncer/fellow/recipients/gro_undergrad_fellow08.html	0
152.	http://es.epa.gov/ncer/fellow/recipients/star_fellow07.html	0
153.	http://es.epa.gov/ncer/childrenscenters/duke.html	0
154.	http://es.epa.gov/ncer/events/news/2009/01_23_09_grant.html	0
155.	http://es.epa.gov/ncer/p3/expo/logistics.html	0
156.	http://es.epa.gov/ncer/rfa/2008/2008_gro_undergrad.html	0
157.	http://es.epa.gov/ncer/p3/project_websites/2007/2007awardwinners.html	0
158.	http://es.epa.gov/ncer/p3/info/media.html	0
159.	http://es.epa.gov/ncer/staa/annual/2008/2008level3.html	0
160.	http://es.epa.gov/ncer/nano/research/particle_index.html	0
161.	http://es.epa.gov/ncer/childrenscenters/faqs.html	0
162.	http://es.epa.gov/ncer/childrenscenters/washington.html	0
163.	http://es.epa.gov/ncer/rfa/2006/2006_star_cns.html	0
164.	http://es.epa.gov/ncer/rfa/archive/grants/96/grants96.html	0
165.	http://es.epa.gov/ncer/events/news/2009/03_09_09_feature.html	0

	Pages	Average Time to Serve (ms)
166.	http://es.epa.gov/ncer/p3/partners/	0
167.	http://es.epa.gov/ncer/p3/info/	0
168.	http://es.epa.gov/ncer/fellow/recipients/star_fellow03.html	0
169.	http://es.epa.gov/ncer/childrenscenters/berkeley.html	0
170.	http://es.epa.gov/ncer/rfa/2008/2008_star_water.html	0
171.	http://es.epa.gov/ncer/publications/nano/purpose.html	0
172.	http://es.epa.gov/ncer/staa/annual/2008/2008level1.html	0
173.	http://es.epa.gov/ncer/rfa/archive/grants/00/00humanrfa.html	0
174.	http://es.epa.gov/ncer/sbir/09awards/	0
175.	http://es.epa.gov/ncer/childrenscenters/sinai.html	0
176.	http://es.epa.gov/ncer/p3/addawards.html	0
177.	http://es.epa.gov/ncer/events/news/2002/	0
178.	http://es.epa.gov/ncer/rfa/2007/2007_biodiversity_health.html	0
179.	http://es.epa.gov/ncer/rfa/2004/2004_air_pollution.html	0
180.	http://es.epa.gov/ncer/events/news/2009/01_31_09_iframe.html	0
181.	http://es.epa.gov/ncer/childrenscenters/newsroom.html	0
182.	http://es.epa.gov/ncer/p3/event_2008/event_photos/expo/expo.html	0
183.	http://es.epa.gov/ncer/staa/annual/2008/2008level2.html	0
184.	http://es.epa.gov/ncer/fellow/recipients/gro_fellow08.html	0
185.	http://es.epa.gov/ncer/fellow/recipients/star_fellow01.html	0
186.	http://es.epa.gov/ncer/p3/event_2008/audio_files/	0
187.	http://es.epa.gov/ncer/rfa/2004/2004_aquasystems.html	0
188.	http://es.epa.gov/ncer/sbir/program/	0
189.	http://es.epa.gov/ncer/rfa/2004/2004_sbir_phase1.html	0
190.	http://es.epa.gov/ncer/biodiversity/background.html	0

	Pages	Average Time to Serve (ms)
191.	http://es.epa.gov/ncer/events/news/2009/03_05_09_feature.html	0
192.	http://es.epa.gov/ncer/rfa/special_announcements.html	0
193.	http://es.epa.gov/ncer/events/news/2003/nas_special.html	0
194.	http://es.epa.gov/ncer/rfa/2004/2004_manufactured_nano.html	0
195.	http://es.epa.gov/ncer/rfa/2006/2006_star_ep_hi.html	0
196.	http://es.epa.gov/ncer/childrenscenters/communities.html	0
197.	http://es.epa.gov/ncer/childrenscenters/results.html	0
198.	http://es.epa.gov/ncer/childrenscenters/asthma.html	0
199.	http://es.epa.gov/ncer/fellow/recipients/mai_fellow_03_under.htm	0
200.	http://es.epa.gov/ncer/staa/annual/2008/2008honorable.html	0
201.	http://es.epa.gov/ncer/p3/event_2009/09_announcements.html	0
202.	http://es.epa.gov/ncer/rfa/2006/2006_star_gc_aq.html	0
203.	http://es.epa.gov/ncer/publications/overview/	0
204.	http://es.epa.gov/ncer/fellow/recipients/96felltbl.html	0
205.	http://es.epa.gov/ncer/biodiversity/solicitation.html	0
206.	http://es.epa.gov/ncer/rfa/2005/2005_decision_support_sys.html	0
207.	http://es.epa.gov/ncer/rfa/2008/2008_star_wetlands.html	0
208.	http://es.epa.gov/ncer/fellow/recipients/star_fellow05.html	0
209.	http://es.epa.gov/ncer/fellow/recipients/fellow99.html	0
210.	http://es.epa.gov/ncer/fellow/recipients/mai_fellow02.html	0
211.	http://es.epa.gov/ncer/other/archive/	0
212.	http://es.epa.gov/ncer/childrenscenters/outreach.html	0
213.	http://es.epa.gov/ncer/events/news/2009/01_31_09_feature.html	0
214.	http://es.epa.gov/ncer/P3/forms/	0

	Pages	Average Time to Serve (ms)
215.	http://es.epa.gov/ncer/p3/designs_sustain_rfp.html	0
216.	http://es.epa.gov/ncer/p3/grantrecip.html	0
217.	http://es.epa.gov/ncer/rfa/2004/2004_collab_science.html	0
218.	http://es.epa.gov/ncer/rfa/2007/2007_star_fellow.html	0
219.	http://es.epa.gov/ncer/multimedia/audio/scienceworks/001transcript.html	0
220.	http://es.epa.gov/ncer/publications/research_results_synthesis/	0
221.	http://es.epa.gov/ncer/rfa/2004/2005_star_grad_fellow.html	0
222.	http://es.epa.gov/ncer/centers/airpm/sab/report.html	0
223.	http://es.epa.gov/ncer/rfa/archive/grants/01/futures.html	0
224.	http://es.epa.gov/ncer/rfa/current/2003_comptox.html	0
225.	http://es.epa.gov/ncer/nano/research/nano_remediation.html	0
226.	http://es.epa.gov/ncer/fellow/recipients/gro_fellow03.html	0
227.	http://es.epa.gov/ncer/fellow/recipients/fellow98.html	0
228.	http://es.epa.gov/ncer/rfa/current/2004_arsenic.html	0
229.	http://es.epa.gov/ncer/childrenscenters/biographies.html	0
230.	http://es.epa.gov/ncer/childrenscenters/basic_info.html	0
231.	http://es.epa.gov/ncer/staa/about_staa.html	0
232.	http://es.epa.gov/ncer/publications/terms/phase1_tc.html	0
233.	http://es.epa.gov/ncer/events/news/2009/01_23_09_iframe.html	0
234.	http://es.epa.gov/ncer/science/globalclimate/solicitations.html	0
235.	http://es.epa.gov/ncer/fellow/recipients/gro_fellow_04_under.html	0
236.	http://es.epa.gov/ncer/rfa/current/2003_enviro_stat.html	0
237.	http://es.epa.gov/ncer/rfa/2004/2005_gro_grad_fellow.html	0
238.	http://es.epa.gov/ncer/fellow/recipients/mai_fellow_02_under.htm	0

	Pages	Average Time to Serve (ms)
239.	http://es.epa.gov/ncer/publications/archive/	0
240.	http://es.epa.gov/ncer/rfa/2004/2005_gro_undegrad_fellow.html	0
241.	http://es.epa.gov/ncer/multimedia.html	0
242.	http://es.epa.gov/ncer/rfa/2006/2006_gro_fellow.html	0
243.	http://es.epa.gov/ncer/p3/expo/forms.html	0
244.	http://es.epa.gov/ncer/fellow/recipients/mai_fellow01.html	0
245.	http://es.epa.gov/ncer/science/endocrine/researchproj.html	0
246.	http://es.epa.gov/ncer/science/pm/recipients.html	0
247.	http://es.epa.gov/ncer/cns/news.html	0
248.	http://es.epa.gov/ncer/rfa/2005/2005_hsa_impacts_research.html	0
249.	http://es.epa.gov/ncer/p3/project_websites/2008/	0
250.	http://es.epa.gov/ncer/rfa/2005/2005_nonlinear_responses.html	0
251.	http://es.epa.gov/ncer/science/globalclimate/recipients.html	0
252.	http://es.epa.gov/ncer/fellow/recipients/mai_fellow_97_under.htm	0
253.	http://es.epa.gov/ncer/rfa/2004/2004_biomarkers.html	0
254.	http://es.epa.gov/ncer/venturecapital/	0
255.	http://es.epa.gov/ncer/fellow/recipients/mai_fellow_01_under.html	0
256.	http://es.epa.gov/ncer/p3/other/	0
257.	http://es.epa.gov/ncer/childrenscenters/contacts.html	0
258.	http://es.epa.gov/ncer/rfa/2004/2004_pm_research.html	0
259.	http://es.epa.gov/ncer/fellow/recipients/mai_fellow_98_under.htm	0
260.	http://es.epa.gov/ncer/publications/terms/phase2_tc.html	0
261.	http://es.epa.gov/ncer/rfa/2004/2004_sbir_phase1_pac-swest.html	0
262.	http://es.epa.gov/ncer/childrenscenters/additional_resources.html	0
263.	http://es.epa.gov/ncer/sbir/success_story_form.html	0

	Pages	Average Time to Serve (ms)
264.	http://es.epa.gov/ncer/events/news/2008/12_29_08_feature.html	0
265.	http://es.epa.gov/ncer/childrenscenters/illinois.html	0
266.	http://es.epa.gov/ncer/fellow/recipients/gro_fellow05.html	0
267.	http://es.epa.gov/ncer/childrenscenters/usc.html	0
268.	http://es.epa.gov/ncer/fellow/recipients/mai_fellow_00_under.html	0
269.	http://es.epa.gov/ncer/publications/handouts/	0
270.	http://es.epa.gov/ncer/fellow/recipients/felltbl.html	0
271.	http://es.epa.gov/ncer/rfa/2006/2006_star_uncertainty.html	0
272.	http://es.epa.gov/ncer/science/endocrine/reportspub.html	0
273.	http://es.epa.gov/ncer/childrenscenters/research_areas.html	0
274.	http://es.epa.gov/ncer/fellow/recipients/gro_undergrad_fellow05.html	0
275.	http://es.epa.gov/ncer/rfa/2004/2004_source_pm.html	0
276.	http://es.epa.gov/ncer/rfa/current/2004_grad_fellow.html	0
277.	http://es.epa.gov/ncer/fellow/recipients/star_fellow06.html	0
278.	http://es.epa.gov/ncer/rfa/2004/2004_low_dose.html	0
279.	http://es.epa.gov/ncer/rfa/archive/sbir/	0
280.	http://es.epa.gov/ncer/science/economics/economics.html	0
281.	http://es.epa.gov/ncer/fellow/recipients/star_fellow04.html	0
282.	http://es.epa.gov/ncer/science/drinkingwater/recipients.html	0
283.	http://es.epa.gov/ncer/fellow/recipients/97felltbl.html	0
284.	http://es.epa.gov/ncer/childrenscenters/chemical.html	0
285.	http://es.epa.gov/ncer/p3/contact.html	0
286.	http://es.epa.gov/ncer/fellow/recipients/gro_fellow07.html	0
287.	http://es.epa.gov/ncer/publications/science_forum/	0

	Pages	Average Time to Serve (ms)
288.	http://es.epa.gov/ncer/rfa/current/2003_nano.html	0
289.	http://es.epa.gov/ncer/rfa/archive/grants/01/global01.html	0
290.	http://es.epa.gov/ncer/fellow/recipients/fellow00.html	0
291.	http://es.epa.gov/ncer/rfa/2006/2006_p3.html	0
292.	http://es.epa.gov/ncer/science/drinkingwater/solicitations.html	0
293.	http://es.epa.gov/ncer/staa/annual/2009/current_comp.html	0
294.	http://es.epa.gov/ncer/fellow/recipients/mai_fellow_99_under.htm	0
295.	http://es.epa.gov/ncer/staa/award_photos.html	0
296.	http://es.epa.gov/ncer/rfa/archive/grants/02/02marketmech.html	0
297.	http://es.epa.gov/ncer/fellow/recipients/mai_graduated_fellow00.html	0
298.	http://es.epa.gov/ncer/events/calendar/2006/sep14/logistics.html	0
299.	http://es.epa.gov/ncer/rfa/2005/2005_ecohab.html	0
300.	http://es.epa.gov/ncer/publications/workshop/10_26_05/abstracts/veranth.html	0
301.	http://es.epa.gov/ncer/biodiversity/workshop.html	0
302.	http://es.epa.gov/ncer/science/economics/recipients.html	0
303.	http://es.epa.gov/ncer/rfa/2004/2004_glakes_foodweb.html	0
304.	http://es.epa.gov/ncer/events/news/2008/07_23_08_press.html	0
305.	http://es.epa.gov/ncer/childrenscenters/newjersey.html	0
306.	http://es.epa.gov/ncer/rfa/archive/grants/04/	0
307.	http://es.epa.gov/ncer/rfa/2006/2006_gro_und_ergrad_fellow.html	0
308.	http://es.epa.gov/ncer/centers/	0
309.	http://es.epa.gov/ncer/biodiversity/programs.html	0
310.	http://es.epa.gov/ncer/childrenscenters/newinvestigators.html	0
311.	http://es.epa.gov/ncer/publications/terms/tscs05.html	0
312.	http://es.epa.gov/ncer/publications/nano/	0

Pages		Average Time to Serve (ms)
313.	http://es.epa.gov/ncer/fellow/recipients/gro_undergrad_fellow07.html	0
314.	http://es.epa.gov/ncer/centers/eagles/	0
315.	http://es.epa.gov/ncer/cbra/about.html	0
316.	http://es.epa.gov/ncer/events/news/2008/03_03_08_topstory.html	0
317.	http://es.epa.gov/ncer/rfa/2007/2007_star_organic_pm.html	0
318.	http://es.epa.gov/ncer/cns/programs.html	0
319.	http://es.epa.gov/ncer/rfa/2008/2008_star_novelapproaches.html	0
320.	http://es.epa.gov/ncer/events/news/2008/11_13_08_feature.html	0
321.	http://es.epa.gov/ncer/rfa/2004/2004_gro_bioaccum.html	0
322.	http://es.epa.gov/ncer/biodiversity/selreading.html	0
323.	http://es.epa.gov/ncer/science/pm/results4.html	0
324.	http://es.epa.gov/ncer/fellow/recipients/gro_fellow04.html	0
325.	http://es.epa.gov/ncer/childrenscenters/southwestdetroit.html	0
326.	http://es.epa.gov/ncer/childrenscenters/locations.html	0
327.	http://es.epa.gov/ncer/childrenscenters/exposuremap.html	0
328.	http://es.epa.gov/ncer/rfa/2004/2004_corporate.html	0
329.	http://es.epa.gov/ncer/fellow/gro/newsletter_archive_index.html	0
330.	http://es.epa.gov/ncer/rfa/2008/2008_star_healtheffects.html	0
331.	http://es.epa.gov/ncer/p3/appoverview.html	0
332.	http://es.epa.gov/ncer/science/pm/2008sab/	0
333.	http://es.epa.gov/ncer/childrenscenters/sitemap.html	0
334.	http://es.epa.gov/ncer/science/drinkingwater/results.html	0
335.	http://es.epa.gov/ncer/cbra/journals.html	0
336.	http://es.epa.gov/ncer/science/pm/solicitations.html	0
337.	http://es.epa.gov/ncer/science/economics/reviews.html	0

	Pages	Average Time to Serve (ms)
338.	http://es.epa.gov/ncer/events/news/2009/01_23_09_topstory.html	0
339.	http://es.epa.gov/ncer/rfa/current/2003_global_change.html	0
340.	http://es.epa.gov/ncer/science/globalclimate/factsheet.html	0
341.	http://es.epa.gov/ncer/rfa/2004/2004_ecohab.html	0
342.	http://es.epa.gov/ncer/science/endocrine/relatedlinks.html	0
343.	http://es.epa.gov/ncer/p3/event_2007/event_photos/expo/expo.html	0
344.	http://es.epa.gov/ncer/events/news/2005/11_17_05_feature.html	0
345.	http://es.epa.gov/ncer/fellow/testimonials/	0
346.	http://es.epa.gov/ncer/publications/meetings/	0
347.	http://es.epa.gov/ncer/nano/lectures/071805_lecture.html	0
348.	http://es.epa.gov/ncer/events/news/2007/10_17_07_feature.html	0
349.	http://es.epa.gov/ncer/rfa/postdoc.html	0
350.	http://es.epa.gov/ncer/rfa/2007/2007_star_part_matter.html	0
351.	http://es.epa.gov/ncer/fellow/recipient/gro_fellow06.html	0
352.	http://es.epa.gov/ncer/science/pm/results2.html	0
353.	http://es.epa.gov/ncer/fellow/contact_us.html	0
354.	http://es.epa.gov/ncer/events/news/2005/	0
355.	http://es.epa.gov/ncer/events/news/2004/	0
356.	http://es.epa.gov/ncer/science/drinkingwater/evaluations.html	0
357.	http://es.epa.gov/ncer/childrenscenters/outreach_docs/flvFiles2/columbiachildrenb.html	0
358.	http://es.epa.gov/ncer/rfa/archive/grants/07/	0
359.	http://es.epa.gov/ncer/p3/project_websites/2004_phase_2_project_websites.html	0
360.	http://es.epa.gov/ncer/science/economics/summary.html	0
361.	http://es.epa.gov/ncer/childrenscenters/centercontacts.html	0
362.	http://es.epa.gov/ncer/rfa/archive/grants/09/	0
363.	http://es.epa.gov/ncer/childrenscenters/cincinnati.html	0

	Pages	Average Time to Serve (ms)
364.	http://es.epa.gov/ncer/biodiversity/events.html	0
365.	http://es.epa.gov/ncer/p3/press/04_22_07.html	0
366.	http://es.epa.gov/ncer/childrenscenters/hopkins.html	0
367.	http://es.epa.gov/ncer/rfa/current/2004_gro_grad_fellow.html	0
368.	http://es.epa.gov/ncer/fellow/recipients/gro_undergrad_fellow06.html	0
369.	http://es.epa.gov/ncer/publications/regions/5/	0
370.	http://es.epa.gov/ncer/p3/press/	0
371.	http://es.epa.gov/ncer/rfa/archive/grants/01/phytore00.html	0
372.	http://es.epa.gov/ncer/rfa/archive/grants/02/02trib_risk.html	0
373.	http://es.epa.gov/ncer/p3/success/lehigh.html	0
374.	http://es.epa.gov/ncer/listserv/unsub_thank_you.html	0
375.	http://es.epa.gov/ncer/events/news/2007/05_04_07_people.html	0
376.	http://es.epa.gov/ncer/publications/cardiovascular/	0
377.	http://es.epa.gov/ncer/p3/solopen.html	0
378.	http://es.epa.gov/ncer/rfa/archive/grants/02/02globalimpact.html	0
379.	http://es.epa.gov/ncer/science/tse/solicitations.html	0
380.	http://es.epa.gov/ncer/p3/phase1proof.html	0
381.	http://es.epa.gov/ncer/rfa/archive/fellow/fellowarchives2005.html	0
382.	http://es.epa.gov/ncer/rfa/2006/2006_star_coarse_pm.html	0
383.	http://es.epa.gov/ncer/rfa/archive/grants/00/kids2000.html	0
384.	http://es.epa.gov/ncer/events/news/2003/01_15_03a.html	0
385.	http://es.epa.gov/ncer/science/economics/results2.html	0
386.	http://es.epa.gov/ncer/rfa/archive/grants/03/	0
387.	http://es.epa.gov/ncer/rfa/2004/2004_sbir_phase1_haz-waste.html	0
388.	http://es.epa.gov/ncer/nano/research/nano_green_energy.html	0
389.	http://es.epa.gov/ncer/childrenscenters/outreach_docs/flvFiles2/children_and_asthma_seg3b.html	0

	Pages	Average Time to Serve (ms)
390.	http://es.epa.gov/ncer/science/tse/success.html	0
391.	http://es.epa.gov/ncer/events/news/2003/	0
392.	http://es.epa.gov/ncer/rfa/archive/grants/02/02regstressor.html	0
393.	http://es.epa.gov/ncer/rfa/2006/2006_star_methodological.html	0
394.	http://es.epa.gov/ncer/rfa/2004/2004_risk_assessment.html	0
395.	http://es.epa.gov/ncer/rfa/2005/2005_cont_methods_pm.html	0
396.	http://es.epa.gov/ncer/p3/project_websites/2005/2005_phase_1_project_websites.html	0
397.	http://es.epa.gov/ncer/fellow/forum/conference/08/may19/logistics.html	0
398.	http://es.epa.gov/ncer/childrenscenters/smoke.html	0
399.	http://es.epa.gov/ncer/cns/solicit.html	0
400.	http://es.epa.gov/ncer/rfa/current/2003_mai_under.html	0
Subtotal for rows: 1 - 400		-
Other		-
Total		-

items 1-400 of 2000

Pages - Help Card



Column Definitions

Pages

Any displayed page. You can specify for each profile the types of files that qualify as a page. These settings can be changed by the WebTrends administrator.

Visits

Number of visits to this page. A visit is a series of actions that begins when a visitor views the first page from the server, and ends when the visitor leaves the site or remains idle beyond the idle-time limit. The default idle-time limit is thirty minutes. This time limit can be changed by the system administrator.

Views

Number of times this page was viewed by visitors.

Average Time Viewed

Average length of time the specified page was viewed. (The format is hh:mm:ss - hours:minutes:seconds.)

Average Time to Serve

Average amount of time (in milliseconds) it took to serve each document during the specified time interval. The time to serve spans from the time the server got a page request until it transmitted all the data.

Note: Zero values in this column probably indicates that your web server is not logging Time to Serve information.



Report Descriptions

Pages with good content and design are more likely to attract visitors and be revisited. Less popular pages on a site can be made more appealing by improving the content or incorporating design elements similar to that on the more important pages. Always remember that people are far more interested in content than in design, and average view times can help determine which content is most important to your visitors.

Content Groups

This report identifies the most popular groups of web site pages and how often they were visited.

Content Groups by Visits Trend

No data is available for this graph.

Content Groups by Visits

No data is available for this graph.

Content Groups

No data is available for this table.

Content Groups - Help Card



Column Definitions

Content Group

A defined group of web pages with specific things in common, such as the same types of products, services, or information.

Visits

Number of visits where the visitor viewed at least one page in the specified content group. A visit is a series of actions that begins when a visitor views their first page from the server, and ends when the visitor leaves the site or remains idle beyond the idle-time limit. The default idle-time limit is thirty minutes. This time limit can be changed by the system administrator.

Hits

Each file requested by a visitor registers as a hit. There can be several hits on each page. While the volume of hits reflects the amount of server traffic, it is not an accurate reflection of the number of pages viewed.



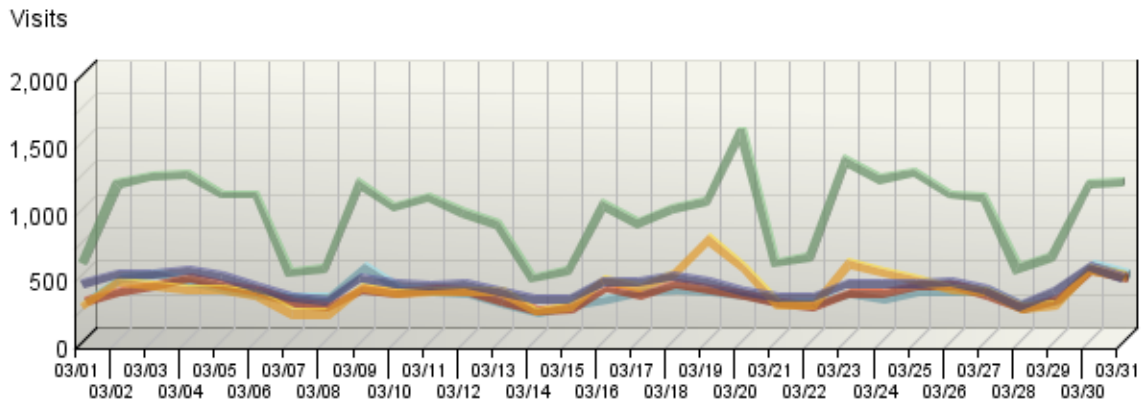
Report Descriptions

The information on this page can show you which content groups were most popular. This will reveal the reasons people visit your web site, and what is most interesting and least interesting to them.

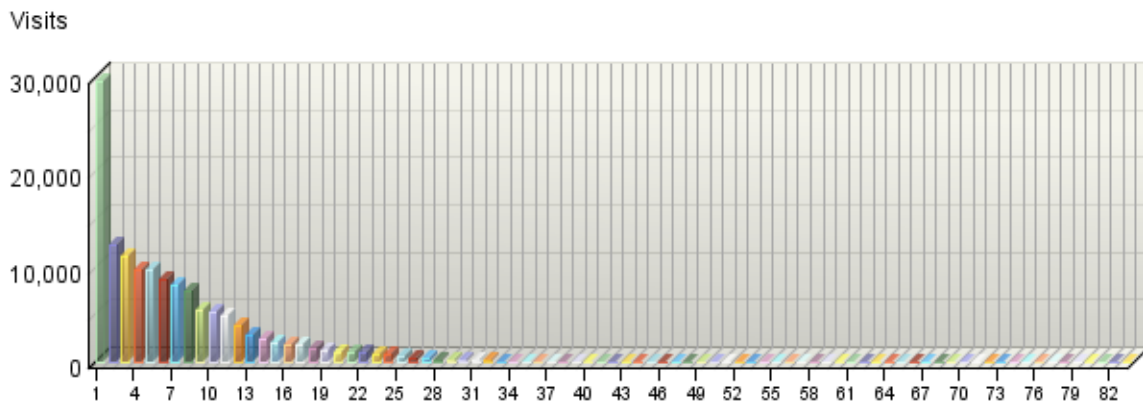
Directories

This report lists the most commonly accessed directories on your web site. This information can help determine the types of data most often requested.

Directories by Visits Trend



Directories by Visits



Directories

	Path To Directory	Visits	Hits	Kbytes Transferred
1.	http://es.epa.gov/ncer/rfa	29,669	72,712	4,866,469
2.	http://es.epa.gov/ncer/publications	12,335	85,002	41,765,868
3.	http://es.epa.gov/ncer/sbir	11,139	27,482	1,545,055
4.	http://es.epa.gov/ncer/events	9,775	51,388	3,879,582

	Path To Directory	Visits	Hits	Kbytes Transferred
5.	http://es.epa.gov/ncer/p3	9,728	58,364	2,976,718
6.	http://es.epa.gov/ncer/fellow	8,702	27,646	2,667,018
7.	http://es.epa.gov/ncer/childrenscenters	8,188	56,696	16,926,836
8.	http://es.epa.gov/ncer/	7,512	16,378	187,746
9.	http://es.epa.gov/ncer/nano	5,534	37,831	5,398,684
10.	http://es.epa.gov/ncer/science	5,276	18,564	1,912,502
11.	http://es.epa.gov/ncer/index_files	4,858	5,588	146,569
12.	http://es.epa.gov/ncerqa	3,913	6,256	0
13.	http://es.epa.gov/ncer/grants	2,740	4,176	94,334
14.	http://es.epa.gov/ncer/biodiversity	2,385	6,920	636,262
15.	http://es.epa.gov/ncer/guidance	2,031	3,623	79,571
16.	http://es.epa.gov/ncerqa_abstracts	1,823	8,131	0
17.	http://es.epa.gov/ncer/staa	1,793	4,857	135,226
18.	http://es.epa.gov/ncer/styles	1,501	2,079	3,196
19.	http://es.epa.gov/ncer/cbra	1,312	3,965	256,599
20.	http://es.epa.gov/ncer/about	1,057	1,215	19,209
21.	http://es.epa.gov/ncer/centers	1,028	3,375	125,038
22.	http://es.epa.gov/ncer/cns	927	1,589	31,638
23.	http://es.epa.gov/ncer/listserv	841	3,883	69,644
24.	http://es.epa.gov/ncer/results	840	2,170	39,922
25.	http://es.epa.gov/ncer/other	701	974	55,718
26.	http://es.epa.gov/ncer/indicators	387	811	2,476
27.	http://es.epa.gov/ncer/multimedia	362	588	443,424
28.	http://es.epa.gov/ncer/venturecapital	193	273	2,925
29.	http://es.epa.gov/ncer/news	157	248	834
30.	http://es.epa.gov/cgi-bin	140	191	14
31.	http://es.epa.gov/ncer/images	111	187	905
32.	http://es.epa.gov/ncer/early	109	136	327
33.	http://es.epa.gov/ncer/fellows	83	91	6,584
34.	http://es.epa.gov/ncer/mailing	81	134	41,464
35.	http://es.epa.gov/ncer/p3recipients	62	93	605
36.	http://es.epa.gov/ncer/2008drinkingwater	48	87	1,053
37.	http://es.epa.gov/ncer/search	45	48	18
38.	http://es.epa.gov/ncer/decade_childrens_research	44	86	7
39.	http://es.epa.gov/ncer/2005bioinformatics	44	52	420
40.	http://es.epa.gov/ncer/06fellowships	42	53	676
41.	http://es.epa.gov/ncer/07biodiversity	42	73	20
42.	http://es.epa.gov/ncer/08fellowships	40	70	15
43.	http://es.epa.gov/ncer/08CEIN	36	62	21

	Path To Directory	Visits	Hits	Kbytes Transferred
44.	http://es.epa.gov/ncer/pm	35	67	7
45.	http://es.epa.gov/ncerqa.sbir	33	33	0
46.	http://es.epa.gov/ncer/nano2005	33	50	381
47.	http://es.epa.gov/ncer/progress	30	38	505
48.	http://es.epa.gov/stats	28	111	79,362
49.	http://es.epa.gov/ncer/2007cns	27	50	19
50.	http://es.epa.gov/ncer_old	26	26	73
51.	http://es.epa.gov/ncer/06global	24	40	6
52.	http://es.epa.gov/ncer/recipients	21	35	251
53.	http://es.epa.gov/ncer/07childrenscenters	21	37	14
54.	http://es.epa.gov/ncer_pubs	21	75	1,973
55.	http://es.epa.gov/ncer/briefings	18	72	40,236
56.	http://es.epa.gov/ncer/07biomarkers	16	31	12
57.	http://es.epa.gov/ncer/audio	16	21	25,827
58.	http://es.epa.gov/ncer/epscor	15	18	373
59.	http://es.epa.gov/ncer/outcome_indicators	15	28	10
60.	http://es.epa.gov/ncer/pdf	13	13	85
61.	http://es.epa.gov/ncer/drinkingwaterpathogens	13	14	14
62.	http://es.epa.gov/ncerqal	10	10	0
63.	http://es.epa.gov/ncer/05childbiomarker	10	21	164
64.	http://es.epa.gov/ncer/07innovpm	9	10	129
65.	http://es.epa.gov/ncer/draftsurvey	9	9	0
66.	http://es.epa.gov/ncer/05drinkingwater	7	7	116
67.	http://es.epa.gov/	7	9	98
68.	http://es.epa.gov/ncer/tse	4	8	65
69.	http://es.epa.gov/ncer/tsegrants	3	3	674
70.	http://es.epa.gov/ncer/final	3	7	49
71.	http://es.epa.gov/ncerqa.ch	2	2	0
72.	http://es.epa.gov/ncerqa.aspx	2	2	0
73.	http://es.epa.gov/ncer?cm_sp=ExternalLink_-_Federal_-_EPA	2	2	0
74.	http://es.epa.gov/ncer/swpod1	2	3	1
75.	http://es.epa.gov/ncer/08apms	1	1	51
76.	http://es.epa.gov/ncerqa&lt;	1	1	0
77.	http://es.epa.gov/ncerqaknowledgeers.htmltaff	1	1	0
78.	http://es.epa.gov/ncerqaunder	1	1	0
79.	http://es.epa.gov/ncer/Scripts	1	1	9
80.	http://es.epa.gov/ncer_abstracts	1	2	15
81.	http://es.epa.gov/ncerqa.abstracts	1	1	0
82.	http://es.epa.gov/ncer/library	1	1	0

	Path To Directory	Visits	Hits	Kbytes Transferred
83.	http://es.epa.gov/ncer/newsroom	1	2	0
Total		-	515,010	84,471,677

items 1-83 of 83

Directories - Help Card



Column Definitions

Path to Directory

The full URL path to the directory being analyzed.

Visits

Number of visits to pages within the specified directory. A visit is a series of actions that begins when a visitor views their first page from the server, and ends when the visitor leaves the site or remains idle beyond the idle-time limit. The default idle-time limit is thirty minutes. This time limit can be changed by the system administrator.

Hits

Each file requested by a visitor registers as a hit. There can be several hits on each page. While the volume of hits reflects the amount of server traffic, it is not an accurate reflection of the number of pages viewed.

Kbytes Transferred

Number of kilobytes of data transferred by the server from the specified directory to your visitors.



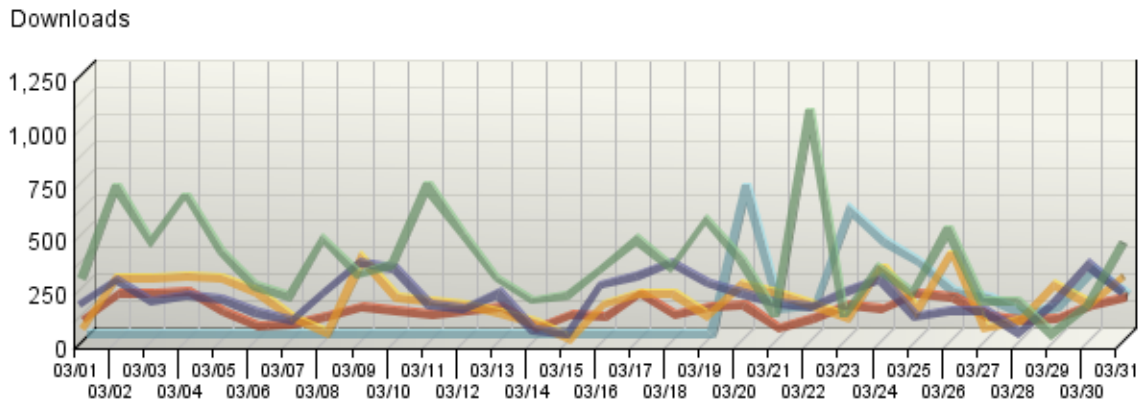
Report Descriptions

This report indicates the content visitors are most interested in. Use this information to determine which content areas to develop further, which areas to focus on less, and how you can arrange your content most effectively. If the table is sorted by kilobytes of data transferred, this page reveals what kind of data the server spends the most time transferring, and may suggest different ways to organize your data, or different ways to distribute the server load if you have more than one server.

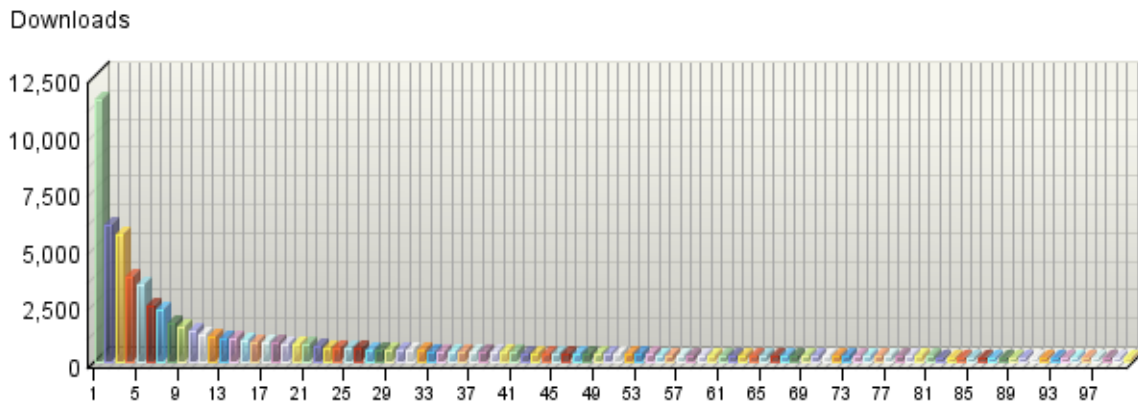
Downloaded Files

This report identifies the most popular files downloaded from your site.

Downloaded Files Trend



Downloaded Files



Downloaded Files

	Downloaded Files	Downloads	% Downloads	Visits
1.	http://es.epa.gov/ncer/nano/publications/whitepaper12022005.pdf	11,519	7.83%	689
2.	http://es.epa.gov/ncer/nano/lectures/zhang0705.pdf	6,000	4.08%	437
3.	http://es.epa.gov/ncer/publications/statesci/bioengineering.pdf	5,553	3.78%	251

	Downloaded Files	Downloads	% Downloads	Visits
4.	http://es.epa.gov/ncer/nano/publications/nano_strategy_012408.pdf	3,722	2.53%	394
5.	http://es.epa.gov/ncer/rfa/2009/2009_sbir_phase1.pdf	3,396	2.31%	770
6.	http://es.epa.gov/ncer/publications/workshop/nano_proceed.pdf	2,464	1.68%	278
7.	http://es.epa.gov/ncer/publications/workshop/pdf/10_26_05proceeding1.pdf	2,291	1.56%	169
8.	http://es.epa.gov/ncer/p3/success/michigan.pdf	1,689	1.15%	136
9.	http://es.epa.gov/ncer/sbir/stimulusfactsheet.pdf	1,495	1.02%	1,174
10.	http://es.epa.gov/ncer/publications/research_results_needs/combustionEmissionsReport.pdf	1,363	0.93%	135
11.	http://es.epa.gov/ncer/science/pm/hei/Rean-ExecSumm.pdf	1,161	0.79%	58
12.	http://es.epa.gov/ncer/science/pm/hei/DieselSpecialReport02.pdf	1,079	0.73%	110
13.	http://es.epa.gov/ncer/nano/publications/complete_nano_proceedings_011108.pdf	1,049	0.71%	91
14.	http://es.epa.gov/ncer/publications/workshop/microorganisms_drinking_water_proceedings.pdf	980	0.67%	76
15.	http://es.epa.gov/ncer/biodiversity/pubs/tre_vol8_306.pdf	896	0.61%	172
16.	http://es.epa.gov/ncer/publications/nano/pdf/Rama.pdf	880	0.60%	67
17.	http://es.epa.gov/ncer/sbir/success/pdf/stories05.pdf	835	0.57%	79
18.	http://es.epa.gov/ncer/fellow/gro/gro_newsletter_issue1_08.pdf	829	0.56%	45
19.	http://es.epa.gov/ncer/publications/nano/pdf/GaudianaKonarka Overview - September 8, 2003.pdf	785	0.53%	46
20.	http://es.epa.gov/ncer/nano/publications/nanotechnology4-20-04.pdf	748	0.51%	105
21.	http://es.epa.gov/ncer/publications/overview/bioavailability_complete_book.pdf	728	0.49%	142
22.	http://es.epa.gov/ncer/publications/research_results_synthesis/mercury_rpt_final.pdf	642	0.44%	94
23.	http://es.epa.gov/ncer/nano/lectures/merzbacher_05_02_05_presentation.pdf	580	0.39%	108
24.	http://es.epa.gov/ncer/nano/lectures/mcneil_030706.pdf	571	0.39%	124
25.	http://es.epa.gov/ncer/publications/sbir/report.pdf	549	0.37%	51

	Downloaded Files	Downloads	% Downloads	Visits
26.	http://es.epa.gov/ncer/publications/research_results_synthesis/ceh_report_508.pdf	549	0.37%	418
27.	http://es.epa.gov/ncer/rfa/forms/NCER_std_form_5-STAR_Grant_applications.pdf	524	0.36%	102
28.	http://es.epa.gov/ncer/publications/workshop/pdf/endocrine_disruptors.pdf	477	0.32%	56
29.	http://es.epa.gov/ncer/publications/workshop/pdf/fnanoproc_092005.pdf	477	0.32%	74
30.	http://es.epa.gov/ncer/events/calendar/2008/may07/ziemann_may0708.pdf	477	0.32%	74
31.	http://es.epa.gov/ncer/publications/workshop/pdf/10_20_05_nanosummary.pdf	472	0.32%	113
32.	http://es.epa.gov/ncer/science/pm/pm.pdf	469	0.32%	22
33.	http://es.epa.gov/ncer/publications/regions/5/pdf/plewa7_14_2004.pdf	432	0.29%	83
34.	http://es.epa.gov/ncer/nano/lectures/maynard_06_13_05_presentation.pdf	429	0.29%	93
35.	http://es.epa.gov/ncer/cbra/presentations/11_18_07/proceedings.pdf	425	0.29%	61
36.	http://es.epa.gov/ncer/childrenscenters/presentations/10_10_07/07childrenworkshop.pdf	424	0.29%	43
37.	http://es.epa.gov/ncer/publications/handouts/conference_flyer2008.pdf	418	0.28%	91
38.	http://es.epa.gov/ncer/publications/workshop/8-18-04/pdf/drzal_epa-star_08-17-04_(final).pdf	401	0.27%	62
39.	http://es.epa.gov/ncer/publications/workshop/decisionmakingmeet0108.pdf	399	0.27%	35
40.	http://es.epa.gov/ncer/nano/lectures/shull_06_27_05_presentation.pdf	394	0.27%	78
41.	http://es.epa.gov/ncer/science/tse/decade_innovation.pdf	391	0.27%	87
42.	http://es.epa.gov/ncer/publications/search/wastebatch.pdf	373	0.25%	12
43.	http://es.epa.gov/ncer/publications/workshop/9-15-2003/pdf/tomsonNSF 91503.pdf	370	0.25%	11
44.	http://es.epa.gov/ncer/rfa/2009/2009_sbir_phase1.doc	369	0.25%	356
45.	http://es.epa.gov/ncer/rfa/forms/sf424-v2.0.pdf	368	0.25%	274
46.	http://es.epa.gov/ncer/publications/workshop/pdf/parry_water82007.pdf	368	0.25%	39
47.	http://es.epa.gov/ncer/science/tse/sos.pdf	354	0.24%	60
48.	http://es.epa.gov/ncer/publications/workshop/pdf/02_collins.pdf	328	0.22%	33

	Downloaded Files	Downloads	% Downloads	Visits
49.	http://es.epa.gov/ncer/publications/venturecapital/buildingbridges.pdf	325	0.22%	55
50.	http://es.epa.gov/ncer/nano/factsheet/nano_factsheet.pdf	324	0.22%	201
51.	http://es.epa.gov/ncer/nano/publications/8-18-04/fnanoproc_092005.pdf	321	0.22%	34
52.	http://es.epa.gov/ncer/events/calendar/2007/nov8/pulsipher.pdf	313	0.21%	23
53.	http://es.epa.gov/ncer/fellow/gro/gro_newsletter_issue2_08.pdf	307	0.21%	113
54.	http://es.epa.gov/ncer/events/calendar/2007/feb20_2/adams_presentation.pdf	302	0.21%	47
55.	http://es.epa.gov/ncer/nano/lectures/roco_04_18_05_presentation.pdf	291	0.20%	48
56.	http://es.epa.gov/ncer/p3/expo/p3publicbook041607.pdf	288	0.20%	63
57.	http://es.epa.gov/ncer/nano/lectures/shah92605.pdf	285	0.19%	65
58.	http://es.epa.gov/ncer/fellow/posters/jpeg/ganser_2004_star.pdf	283	0.19%	24
59.	http://es.epa.gov/ncer/publications/workshop/8-23-2005/Gressitt_0915_d3.pdf	280	0.19%	46
60.	http://es.epa.gov/ncer/rfa/forms/p3abstract.pdf	279	0.19%	214
61.	http://es.epa.gov/ncer/publications/biomarkers/Biomarkers_report_2-5-07.pdf	277	0.19%	68
62.	http://es.epa.gov/ncer/publications/workshop/pdf/eirkson_chicago82007.pdf	273	0.19%	51
63.	http://es.epa.gov/ncer/p3/expo/2008_P3_expo_programguide.pdf	268	0.18%	70
64.	http://es.epa.gov/ncer/rfa/2008/compilation_of_epa_ord_res_prog_descrip.pdf	255	0.17%	39
65.	http://es.epa.gov/ncer/rfa/forms/keycontacts.pdf	252	0.17%	208
66.	http://es.epa.gov/ncer/publications/workshop/06_21_07/chow.pdf	251	0.17%	37
67.	http://es.epa.gov/ncer/guidance/partpolicy.pdf	250	0.17%	227
68.	http://es.epa.gov/ncer/publications/workshop/bynd_com_sess2.pdf	239	0.16%	67
69.	http://es.epa.gov/ncer/biodiversity/pubs/proc_vol237_2127.pdf	234	0.16%	74
70.	http://es.epa.gov/ncer/publications/workshop/pdf/10_20_05_dreher_kevin.pdf	230	0.16%	59
71.	http://es.epa.gov/ncer/publications/ncer/ncer_annualreport.pdf	227	0.15%	99
72.	http://es.epa.gov/ncer/publications/workshop/pdf/humanhealthproc.pdf	227	0.15%	49

	Downloaded Files	Downloads	% Downloads	Visits
73.	http://es.epa.gov/ncer/publications/nano/pdf/FeinNano.pdf	224	0.15%	16
74.	http://es.epa.gov/ncer/nano/publications/pm_publications.pdf	219	0.15%	36
75.	http://es.epa.gov/ncer/sbir/2008epafactsheet.pdf	219	0.15%	195
76.	http://es.epa.gov/ncer/publications/workshop/9-15-2003/pdf/BaerEPA-Workshop--SmallParticleChemistry-final.pdf	218	0.15%	22
77.	http://es.epa.gov/ncer/sbir/report.pdf	216	0.15%	160
78.	http://es.epa.gov/ncer/fellow/fellowforms.pdf	215	0.15%	90
79.	http://es.epa.gov/ncer/publications/epa_center_reports/FinalDraft-A CEINC-NewIndicators.pdf	214	0.15%	81
80.	http://es.epa.gov/ncer/science/endocrine/pdf/workshop06/lazorchak.pdf	213	0.14%	39
81.	http://es.epa.gov/ncer/sbir/nsffactsheet0309.pdf	212	0.14%	185
82.	http://es.epa.gov/ncer/nano/publications/2002_august_nano_star_workshop.pdf	211	0.14%	64
83.	http://es.epa.gov/ncer/nano/relevant_meetings/03_03_09_call.pdf	206	0.14%	47
84.	http://es.epa.gov/ncer/publications/workshop/pdf/snow_nebraska82007.pdf	202	0.14%	27
85.	http://es.epa.gov/ncer/rfa/forms/approved_budget_sheet.pdf	202	0.14%	175
86.	http://es.epa.gov/ncer/nano/lectures/teague_042505_presentation.pdf	199	0.14%	64
87.	http://es.epa.gov/ncer/sbir/success/pdf/sea_sweep_success.pdf	199	0.14%	77
88.	http://es.epa.gov/ncer/publications/workshop/09_25_07/knudsen_092507.pdf	197	0.13%	23
89.	http://es.epa.gov/ncer/sbir/success/pdf/nanofibers.pdf	194	0.13%	162
90.	http://es.epa.gov/ncer/publications/workshop/9-28-2004/pdf/nel.pdf	193	0.13%	27
91.	http://es.epa.gov/ncer/publications/workshop/8-18-04/pdf/larsen.pdf	192	0.13%	35
92.	http://es.epa.gov/ncer/publications/nano/pdf/BaerEPA-Workshop--SmallParticleChemistry-final.pdf	192	0.13%	38
93.	http://es.epa.gov/ncer/science/endocrine/pdf/review/edcsubcommitteereport-finalversion.pdf	192	0.13%	43
94.	http://es.epa.gov/ncer/publications/workshop/pdf/hutchins_ord82007.pdf	192	0.13%	38

	Downloaded Files	Downloads	% Downloads	Visits
95.	http://es.epa.gov/ncer/events/calendar/2008/apr08/sinclair_ryan.pdf	191	0.13%	43
96.	http://es.epa.gov/ncer/publications/epa_center_reports/FinalOutput_EaGLENewTools2005.pdf	190	0.13%	86
97.	http://es.epa.gov/ncer/childrenscenters/outreach_docs/Green_Bay_Area_Fishing_Advisory_English.pdf	188	0.13%	53
98.	http://es.epa.gov/ncer/rfa/forms/sf424instructions.pdf	187	0.13%	165
99.	http://es.epa.gov/ncer/publications/workshop/globalaquaticeco_60806.pdf	181	0.12%	38
100.	http://es.epa.gov/ncer/publications/workshop/11-30-2005/Rochester_PM_Center_Kickoff.pdf	178	0.12%	37
101.	http://es.epa.gov/ncer/publications/starreport/starsix.pdf	178	0.12%	74
102.	http://es.epa.gov/ncer/childrenscenters/pesticidewinter07.pdf	176	0.12%	83
103.	http://es.epa.gov/ncer/publications/workshop/8-23-2005/Daughton_0915_d1.pdf	175	0.12%	32
104.	http://es.epa.gov/ncer/science/endocrine/pdf/workshop06/swan.pdf	175	0.12%	29
105.	http://es.epa.gov/ncer/publications/workshop/8-23-2005/Armstrong_150_d2.pdf	172	0.12%	27
106.	http://es.epa.gov/ncer/events/calendar/2007/apr5/poster_ElliottB.pdf	172	0.12%	135
107.	http://es.epa.gov/ncer/fellow/posters/ppt/penalva_2004_star.pdf	171	0.12%	58
108.	http://es.epa.gov/ncer/publications/workshop/pdf/07_hilderbrand.pdf	170	0.12%	33
109.	http://es.epa.gov/ncer/biodiversity/pubs/ann_vol27_247.pdf	170	0.12%	157
110.	http://es.epa.gov/ncer/publications/workshop/pdf/08_mcglynn.pdf	168	0.11%	17
111.	http://es.epa.gov/ncer/publications/bibliometrics/fellows_bibliography.pdf	167	0.11%	56
112.	http://es.epa.gov/ncer/publications/workshop/8-18-04/pdf/wang.pdf	166	0.11%	33
113.	http://es.epa.gov/ncer/publications/workshop/8-23-2005/Black_355_d1.pdf	164	0.11%	31
114.	http://es.epa.gov/ncer/events/calendar/2008/apr08/kause_janell.pdf	164	0.11%	41
115.	http://es.epa.gov/ncer/nano/relevant_meetings/NanotoxicologyMeeting2006.pdf	161	0.11%	70
116.	http://es.epa.gov/ncer/publications/workshop/pdf/sedlak_california82007.pdf	158	0.11%	30

	Downloaded Files	Downloads	% Downloads	Visits
117.	http://es.epa.gov/ncer/fellow/fellow_news_letter.pdf	158	0.11%	79
118.	http://es.epa.gov/ncer/publications/workshop/09_25_07/sepa_iccai_092507.pdf	157	0.11%	25
119.	http://es.epa.gov/ncer/nano/publications/nano_fed_reg_021308.pdf	157	0.11%	144
120.	http://es.epa.gov/ncer/events/calendar/2008/apr08/choi_chris.pdf	156	0.11%	28
121.	http://es.epa.gov/ncer/publications/handouts/ncer_flyer_2008.pdf	155	0.11%	81
122.	http://es.epa.gov/ncer/events/calendar/2007/apr5/presentation_waits.pdf	154	0.10%	30
123.	http://es.epa.gov/ncer/publications/workshop/indicatprw00.pdf	154	0.10%	43
124.	http://es.epa.gov/ncer/events/calendar/2008/jan14/clark_paper.pdf	153	0.10%	23
125.	http://es.epa.gov/ncer/sbir/program/report.pdf	150	0.10%	30
126.	http://es.epa.gov/ncer/publications/workshop/06_21_07/mazurek.pdf	150	0.10%	21
127.	http://es.epa.gov/ncer/sbir/success/pdf/novelliquid.pdf	149	0.10%	137
128.	http://es.epa.gov/ncer/sbir/success/pdf/hydrogen.pdf	149	0.10%	135
129.	http://es.epa.gov/ncer/sbir/success/pdf/vehicle.pdf	148	0.10%	137
130.	http://es.epa.gov/ncer/p3/expo/eateriesparking.pdf	143	0.10%	117
131.	http://es.epa.gov/ncer/events/calendar/2007/apr5/presentation_richards.pdf	143	0.10%	27
132.	http://es.epa.gov/ncer/rfa/forms/sf424_i.pdf	143	0.10%	129
133.	http://es.epa.gov/ncer/events/calendar/2007/apr5/poster_LiY.pdf	142	0.10%	113
134.	http://es.epa.gov/ncer/science/endocrine/pdf/workshop06/holt.pdf	141	0.10%	21
135.	http://es.epa.gov/ncer/publications/workshop/pdf/gluckman_region582007.pdf	139	0.09%	31
136.	http://es.epa.gov/ncer/publications/workshop/9-27-2004/pdf/nel.pdf	135	0.09%	28
137.	http://es.epa.gov/ncer/publications/workshop/8-18-04/pdf/tao_EPA04a.pdf	132	0.09%	14
138.	http://es.epa.gov/ncer/events/calendar/2008/apr08/dennis_sherri.pdf	132	0.09%	44
139.	http://es.epa.gov/ncer/events/calendar/2007/sep26/millennium.pdf	132	0.09%	12
140.	http://es.epa.gov/ncer/fellow/posters/ppt/montie_2004_star.pdf	131	0.09%	107

	Downloaded Files	Downloads	% Downloads	Visits
141.	http://es.epa.gov/ncer/publications/workshop/09_25_07/farmer_092507.pdf	131	0.09%	34
142.	http://es.epa.gov/ncer/sbir/2009factsheet.pdf	131	0.09%	89
143.	http://es.epa.gov/ncer/childrenscenters/pesticidespring07.pdf	129	0.09%	64
144.	http://es.epa.gov/ncer/childrenscenters/full_text/healthed_vol31_491.pdf	129	0.09%	95
145.	http://es.epa.gov/ncer/publications/workshop/09_25_07/rappaport_092507.pdf	129	0.09%	34
146.	http://es.epa.gov/ncer/publications/workshop/nsf_epa.pdf	128	0.09%	61
147.	http://es.epa.gov/ncer/publications/workshop/8-23-2005/OConnor_0825_d3.pdf	127	0.09%	38
148.	http://es.epa.gov/ncer/publications/starreport/starten.pdf	127	0.09%	120
149.	http://es.epa.gov/ncer/publications/workshop/pdf/microproceedings061807.pdf	127	0.09%	31
150.	http://es.epa.gov/ncer/sbir/success/pdf/handheld.pdf	127	0.09%	115
151.	http://es.epa.gov/ncer/publications/workshop/pdf/EE-0484-09.pdf	126	0.09%	26
152.	http://es.epa.gov/ncer/sbir/success/pdf/newcoating.pdf	126	0.09%	97
153.	http://es.epa.gov/ncer/publications/workshop/12_5_2006/basin.pdf	126	0.09%	25
154.	http://es.epa.gov/ncer/publications/factsheets/mgrguidefinal41006.pdf	126	0.09%	85
155.	http://es.epa.gov/ncer/publications/workshop/pdf/10_20_05_diallo_mamadou.pdf	124	0.08%	41
156.	http://es.epa.gov/ncer/sbir/success/pdf/phytoremediation.pdf	121	0.08%	111
157.	http://es.epa.gov/ncer/sbir/success/pdf/upflow.pdf	121	0.08%	96
158.	http://es.epa.gov/ncer/publications/workshop/pdf/10_20_05_tratnyet_paul.pdf	121	0.08%	34
159.	http://es.epa.gov/ncer/rfa/2008/2008_sbir_phase1.pdf	120	0.08%	108
160.	http://es.epa.gov/ncer/publications/regions/5/pdf/finette7_14_2004.pdf	120	0.08%	51
161.	http://es.epa.gov/ncer/sbir/success/pdf/mercury.pdf	118	0.08%	100
162.	http://es.epa.gov/ncer/events/calendar/2007/feb20_2/schauer_presentation.pdf	115	0.08%	40
163.	http://es.epa.gov/ncer/publications/workshop/pdf/EE-0484-04.pdf	115	0.08%	24
164.	http://es.epa.gov/ncer/publications/workshop/pdf/13_clements.pdf	115	0.08%	24

	Downloaded Files	Downloads	% Downloads	Visits
165.	http://es.epa.gov/ncer/publications/workshop/pdf/EE-0492-04.pdf	114	0.08%	51
166.	http://es.epa.gov/ncer/rfa/forms/sf424i_instructions.pdf	114	0.08%	107
167.	http://es.epa.gov/ncer/events/calendar/2008/jan22/paerl.pdf	113	0.08%	23
168.	http://es.epa.gov/ncer/events/calendar/2007/feb20_2/jacob_presentation.pdf	113	0.08%	22
169.	http://es.epa.gov/ncer/publications/factsheets/mesa_air.pdf	113	0.08%	66
170.	http://es.epa.gov/ncer/sbir/success/pdf/recovery.pdf	112	0.08%	99
171.	http://es.epa.gov/ncer/publications/workshop/9-9-2003/pdf/philip_berger.pdf	112	0.08%	33
172.	http://es.epa.gov/ncer/cbra/presentations/11_18_07/d1kizakevich.pdf	111	0.08%	29
173.	http://es.epa.gov/ncer/publications/workshop/pdf/10_26_04_valuation_session4.pdf	111	0.08%	21
174.	http://es.epa.gov/ncer/publications/nano/pdf/Hwang.pdf	110	0.07%	30
175.	http://es.epa.gov/ncer/publications/workshop/pdf/03_richardson.pdf	109	0.07%	26
176.	http://es.epa.gov/ncer/events/calendar/2008/apr08/mattorano_dino.pdf	107	0.07%	39
177.	http://es.epa.gov/ncer/sbir/2008factsheet.pdf	107	0.07%	99
178.	http://es.epa.gov/ncer/events/calendar/2007/feb20_2/kleeman_presentation.pdf	107	0.07%	27
179.	http://es.epa.gov/ncer/publications/nano/pdf/sailor2003_EPA_sailor.pdf	107	0.07%	28
180.	http://es.epa.gov/ncer/publications/research_results_synthesis/ceh_es_22108.pdf	107	0.07%	104
181.	http://es.epa.gov/ncer/fellow/gro/epa_mai_survey_report_final.pdf	106	0.07%	105
182.	http://es.epa.gov/ncer/rfa/forms/epaf2006.pdf	106	0.07%	102
183.	http://es.epa.gov/ncer/publications/workshop/8-18-04/pdf/william_trogler.pdf	105	0.07%	28
184.	http://es.epa.gov/ncer/publications/workshop/06_21_07/seinfeld.pdf	105	0.07%	34
185.	http://es.epa.gov/ncer/publications/workshop/pdf/11_03_05_reckhow.pdf	105	0.07%	27
186.	http://es.epa.gov/ncer/publications/venturecapital/intraagencycoord.pdf	104	0.07%	49
187.	http://es.epa.gov/ncer/nano/lectures/moore_06_06_05_presentation.pdf	104	0.07%	49
188.	http://es.epa.gov/ncer/publications/workshop/8-18-04/pdf/EPA2004Goerge_Chumanov.pdf	104	0.07%	23
189.	http://es.epa.gov/ncer/P3/p3_factsheet.pdf	104	0.07%	100

	Downloaded Files	Downloads	% Downloads	Visits
190.	http://es.epa.gov/ncer/childrenscenters/outreach_docs/AN001099.pdf	103	0.07%	42
191.	http://es.epa.gov/ncer/publications/workshop/06_21_07/hays.pdf	102	0.07%	25
192.	http://es.epa.gov/ncer/publications/workshop/8-23-2005/Buzby_300_d2.pdf	102	0.07%	26
193.	http://es.epa.gov/ncer/sbir/success/pdf/enhanced.pdf	102	0.07%	66
194.	http://es.epa.gov/ncer/fellow/pubs/dillonfrazier.pdf	102	0.07%	39
195.	http://es.epa.gov/ncer/publications/workshop/pdf/10_20_05_kargbo_david.pdf	102	0.07%	28
196.	http://es.epa.gov/ncer/events/calendar/2007/sep26/cadmus.pdf	101	0.07%	25
197.	http://es.epa.gov/ncer/publications/workshop/pdf/11_03_05_howarth.pdf	101	0.07%	21
198.	http://es.epa.gov/ncer/multimedia/audio/scienceworks/scienceworks001.mp3	101	0.07%	86
199.	http://es.epa.gov/ncer/publications/workshop/9-27-2004/pdf/devlin.pdf	101	0.07%	27
200.	http://es.epa.gov/ncer/sbir/success/pdf/innovative.pdf	100	0.07%	92
201.	http://es.epa.gov/ncer/sbir/success/pdf/arsenicremoval.pdf	100	0.07%	85
202.	http://es.epa.gov/ncer/publications/overview/1997_fellowship_tech_conference.pdf	100	0.07%	80
203.	http://es.epa.gov/ncer/sbir/success/pdf/arsenic.pdf	100	0.07%	93
204.	http://es.epa.gov/ncer/publications/workshop/10_27_2008/rodriguez.pdf	99	0.07%	19
205.	http://es.epa.gov/ncer/publications/workshop/pdf/gerould_usgs82007.pdf	99	0.07%	30
206.	http://es.epa.gov/ncer/publications/workshop/pdf/05_gido.pdf	99	0.07%	29
207.	http://es.epa.gov/ncer/publications/workshop/12_5_2006/integrating.pdf	99	0.07%	21
208.	http://es.epa.gov/ncer/fellow/posters/ppt/nason_2004_star.pdf	98	0.07%	60
209.	http://es.epa.gov/ncer/sbir/success/pdf/measurement.pdf	98	0.07%	92
210.	http://es.epa.gov/ncer/publications/tribal/tribal_fact_sheet_final_4-16-04.pdf	98	0.07%	97
211.	http://es.epa.gov/ncer/publications/workshop/8-18-04/pdf/wilfred_chen_2.pdf	97	0.07%	24
212.	http://es.epa.gov/ncer/science/endocrine/pdf/workshop06/ferguson.pdf	97	0.07%	27

	Downloaded Files	Downloads	% Downloads	Visits
213.	http://es.epa.gov/ncer/events/calendar/2008/apr08/murray_regan.pdf	96	0.07%	21
214.	http://es.epa.gov/ncer/publications/workshop/9-28-2004/pdf/frampton.pdf	95	0.06%	27
215.	http://es.epa.gov/ncer/sbir/success/pdf/electrochemical.pdf	95	0.06%	89
216.	http://es.epa.gov/ncer/publications/workshop/9-15-2003/pdf/Hwang.pdf	94	0.06%	21
217.	http://es.epa.gov/ncer/publications/workshop/10_26_05/p2dufour.pdf	94	0.06%	20
218.	http://es.epa.gov/ncer/publications/workshop/pdf/EE-0472-04.pdf	94	0.06%	28
219.	http://es.epa.gov/ncer/publications/workshop/pdf/EE-0484-10.pdf	94	0.06%	20
220.	http://es.epa.gov/ncer/publications/workshop/9-15-2003/pdf/mrocoNNI_03-0915_ENVgrantees_Roco.pdf	93	0.06%	12
221.	http://es.epa.gov/ncer/nano/factsheet/nanofactsheetjune07.pdf	93	0.06%	82
222.	http://es.epa.gov/ncer/sbir/success/pdf/highefficiency.pdf	93	0.06%	83
223.	http://es.epa.gov/ncer/publications/workshop/06_21_07/turpin.pdf	92	0.06%	25
224.	http://es.epa.gov/ncer/biodiversity/pubs/ppg_vol29_239.pdf	92	0.06%	77
225.	http://es.epa.gov/ncer/p3/forms/project_report_instructions2009.pdf	92	0.06%	79
226.	http://es.epa.gov/ncer/publications/workshop/pdf/10_20_05_henn_keith.pdf	92	0.06%	29
227.	http://es.epa.gov/ncer/rfa/forms/approved_budget_sheet.doc	91	0.06%	89
228.	http://es.epa.gov/ncer/events/calendar/2008/apr08/bennett_steve.pdf	91	0.06%	39
229.	http://es.epa.gov/ncer/events/calendar/2008/jan22/vanerp.pdf	90	0.06%	26
230.	http://es.epa.gov/ncer/publications/regions/5/pdf/an7_14_2004.pdf	90	0.06%	48
231.	http://es.epa.gov/ncer/staa/annual/2008/2008adminletter.pdf	89	0.06%	72
232.	http://es.epa.gov/ncer/sbir/success/pdf/solid.pdf	89	0.06%	84
233.	http://es.epa.gov/ncer/sbir/success/pdf/ultralow.pdf	88	0.06%	81
234.	http://es.epa.gov/ncer/publications/workshop/06_21_07/ziemmann.pdf	88	0.06%	22
235.	http://es.epa.gov/ncer/publications/workshop/pdf/hemming_wisconsin82007.pdf	88	0.06%	25

	Downloaded Files	Downloads	% Downloads	Visits
236.	http://es.epa.gov/ncer/publications/workshop/09_25_07/gallagher_092507.pdf	88	0.06%	28
237.	http://es.epa.gov/ncer/publications/workshop/09_25_07/clewell_092507.pdf	87	0.06%	29
238.	http://es.epa.gov/ncer/science/endocrine/pdf/workshop06/laws.pdf	87	0.06%	22
239.	http://es.epa.gov/ncer/rfa/2008/2008_sbir_phase1.doc	87	0.06%	87
240.	http://es.epa.gov/ncer/cbra/presentations/11_18_07/d1stubbs.pdf	87	0.06%	27
241.	http://es.epa.gov/ncer/publications/overview/ecohab072406a.pdf	87	0.06%	55
242.	http://es.epa.gov/ncer/publications/workshop/10_27_2008/yang.pdf	87	0.06%	20
243.	http://es.epa.gov/ncer/fellow/posters/ppt/mchugh_2004_star.pdf	86	0.06%	57
244.	http://es.epa.gov/ncer/publications/workshop/8-18-04/pdf/bhattacharyya.pdf	86	0.06%	28
245.	http://es.epa.gov/ncer/publications/regions/5/pdf/farland7_14_2004.pdf	86	0.06%	48
246.	http://es.epa.gov/ncer/publications/workshop/8-18-04/pdf/beaver-2.pdf	86	0.06%	25
247.	http://es.epa.gov/ncer/publications/overview/1999_star_waterwatershed_final.pdf	86	0.06%	46
248.	http://es.epa.gov/ncer/publications/factsheets/camrafinal41006.pdf	86	0.06%	66
249.	http://es.epa.gov/ncer/publications/workshop/9-9-2003/pdf/reed_maxwell.pdf	86	0.06%	15
250.	http://es.epa.gov/ncer/childrenscenenters/outreach_docs/AN000335.pdf	86	0.06%	48
251.	http://es.epa.gov/ncer/nano/lectures/internationalstandards.pdf	85	0.06%	80
252.	http://es.epa.gov/ncer/publications/terms/fdp405.pdf	85	0.06%	81
253.	http://es.epa.gov/ncer/sbir/success/pdf/nanoparticle.pdf	84	0.06%	75
254.	http://es.epa.gov/ncer/publications/factsheets/gleifinal05.pdf	83	0.06%	57
255.	http://es.epa.gov/ncer/publications/starreport/starone.pdf	83	0.06%	75
256.	http://es.epa.gov/ncer/publications/workshop/pdf/fisher_umd82007.pdf	83	0.06%	22
257.	http://es.epa.gov/ncer/fellow/posters/ppt/howard_2004_star.pdf	83	0.06%	68
258.	http://es.epa.gov/ncer/publications/nano/pdf/tomsonNSF_91503.pdf	82	0.06%	21

	Downloaded Files	Downloads	% Downloads	Visits
259.	http://es.epa.gov/ncer/guidance/qapp_guidance0507.pdf	82	0.06%	77
260.	http://es.epa.gov/ncer/publications/workshop/8-18-04/pdf/drzal_greenManf.pdf	82	0.06%	22
261.	http://es.epa.gov/ncer/events/calendar/2008/apr08/doggett_norman.pdf	82	0.06%	18
262.	http://es.epa.gov/ncer/publications/workshop/pdf/2003star_mercury_fate_transport_proceedings.pdf	82	0.06%	45
263.	http://es.epa.gov/ncer/publications/workshop/pdf/10_20_05_ruiz_nancy.pdf	81	0.06%	27
264.	http://es.epa.gov/ncer/events/calendar/2003/aug13/seminar.pdf	81	0.06%	6
265.	http://es.epa.gov/ncer/publications/workshop/pdf/10_20_05_lowry_greg.pdf	81	0.06%	29
266.	http://es.epa.gov/ncer/publications/nano/pdf/Latour_Nano-Envir_Wkshp.pdf	81	0.06%	25
267.	http://es.epa.gov/ncer/publications/workshop/10_27_2008/shankar.pdf	81	0.06%	14
268.	http://es.epa.gov/ncer/publications/workshop/8-23-2005/Eirkson_0915_d2.pdf	81	0.06%	26
269.	http://es.epa.gov/ncer/publications/terms/fdp_epa05.pdf	81	0.06%	78
270.	http://es.epa.gov/ncer/p3/press/highcountypress.pdf	80	0.05%	51
271.	http://es.epa.gov/ncer/publications/workshop/9-28-2004/pdf/bonham.pdf	80	0.05%	27
272.	http://es.epa.gov/ncer/publications/science_forum/posters/pdf/2004_sanseverino.pdf	79	0.05%	73
273.	http://es.epa.gov/ncer/publications/science_forum/posters/pdf/2004_callard.pdf	79	0.05%	73
274.	http://es.epa.gov/ncer/publications/workshop/09_25_07/oostdam_icca_sess_092507.pdf	79	0.05%	19
275.	http://es.epa.gov/ncer/publications/workshop/pdf/2000-2001_aquatic_ecosystem.pdf	79	0.05%	50
276.	http://es.epa.gov/ncer/rfa/2006/sbir_phase1.pdf	79	0.05%	29
277.	http://es.epa.gov/ncer/guidance/multiple_pi_implementation_plan_final.pdf	79	0.05%	77
278.	http://es.epa.gov/ncer/fellow/posters/ppt/lafranchi_2004_star.pdf	78	0.05%	37
279.	http://es.epa.gov/ncer/publications/workshop/pdf/04_merenlender.pdf	78	0.05%	18
280.	http://es.epa.gov/ncer/publications/workshop/pdf/11_03_05_bridgham.pdf	78	0.05%	23

	Downloaded Files	Downloads	% Downloads	Visits
281.	http://es.epa.gov/ncer/publications/workshop/pdf/EE-0492-03.pdf	78	0.05%	42
282.	http://es.epa.gov/ncer/rfa/forms/GG_LobbyingForm-V1.1.pdf	78	0.05%	76
283.	http://es.epa.gov/ncer/publications/workshop/pdf/rice_beltsville82007.pdf	78	0.05%	25
284.	http://es.epa.gov/ncer/publications/workshop/pdf/EE-0423-04.pdf	78	0.05%	42
285.	http://es.epa.gov/ncer/publications/archive/csidoc.pdf	77	0.05%	41
286.	http://es.epa.gov/ncer/nano/lectures/bergeson_05_09_05.pdf	77	0.05%	62
287.	http://es.epa.gov/ncer/publications/venturecapital/engagingmarketplace.pdf	77	0.05%	46
288.	http://es.epa.gov/ncer/science/endocrine/pdf/workshop06/hauser.pdf	77	0.05%	26
289.	http://es.epa.gov/ncer/publications/starreport/starseven.pdf	77	0.05%	49
290.	http://es.epa.gov/ncer/fellow/posters/ppt/anderson_2004_star.pdf	76	0.05%	68
291.	http://es.epa.gov/ncer/events/calendar/2007/sep26/farber_2006.pdf	76	0.05%	24
292.	http://es.epa.gov/ncer/publications/workshop/pdf/lee_purdue82007.pdf	76	0.05%	27
293.	http://es.epa.gov/ncer/publications/workshop/dmvepia_final.pdf	76	0.05%	41
294.	http://es.epa.gov/ncer/events/calendar/2009/mar18/logistics.pdf	76	0.05%	70
295.	http://es.epa.gov/ncer/events/calendar/2008/apr08/morse_stephen.pdf	75	0.05%	27
296.	http://es.epa.gov/ncer/staa/annual/2009/09staacalltr.pdf	75	0.05%	73
297.	http://es.epa.gov/ncer/fellow/posters/ppt/mcginnis_2004_star.pdf	75	0.05%	66
298.	http://es.epa.gov/ncer/childrenscenters/full_text/jch_v1_1.pdf	75	0.05%	29
299.	http://es.epa.gov/ncer/science/pm/2008sab/rochester_progress_report.pdf	75	0.05%	25
300.	http://es.epa.gov/ncer/publications/workshop/06_21_07/mcdow.pdf	75	0.05%	23
301.	http://es.epa.gov/ncer/sbir/success/pdf/membrane.pdf	75	0.05%	66
302.	http://es.epa.gov/ncer/sbir/success/pdf/success_stories_old.pdf	74	0.05%	20
303.	http://es.epa.gov/ncer/publications/nano/pdf/lamNT-Tox-EPA-NSF-Talk-Breviated.pdf	74	0.05%	28

	Downloaded Files	Downloads	% Downloads	Visits
304.	http://es.epa.gov/ncer/publications/workshop/10_27_2008/mcdonald_buller.pdf	73	0.05%	14
305.	http://es.epa.gov/ncer/publications/science_forum/posters/pdf/2004_timchalk.pdf	73	0.05%	55
306.	http://es.epa.gov/ncer/sbir/success/pdf/replacement.pdf	73	0.05%	68
307.	http://es.epa.gov/ncer/sbir/2007factsheet.pdf	73	0.05%	68
308.	http://es.epa.gov/ncer/sbir/success/pdf/environmentally.pdf	73	0.05%	71
309.	http://es.epa.gov/ncer/events/calendar/2009/apr08/additional_info.pdf	73	0.05%	68
310.	http://es.epa.gov/ncer/sbir/success/pdf/highspeed.pdf	73	0.05%	68
311.	http://es.epa.gov/ncer/fellow/conference/tracks.pdf	72	0.05%	56
312.	http://es.epa.gov/ncer/publications/overview/1998_star_eco_indicators.pdf	72	0.05%	50
313.	http://es.epa.gov/ncer/publications/overview/1998_star_waterwatershed_final.pdf	72	0.05%	45
314.	http://es.epa.gov/ncer/publications/workshop/10_26_05/b33westerhoff.pdf	71	0.05%	19
315.	http://es.epa.gov/ncer/sbir/success/pdf/gasphase.pdf	71	0.05%	68
316.	http://es.epa.gov/ncer/rfa/forms/424b.doc	71	0.05%	71
317.	http://es.epa.gov/ncer/publications/workshop/10_27_2008/ellis.pdf	71	0.05%	14
318.	http://es.epa.gov/ncer/publications/workshop/pdf/11_03_05_novotny.pdf	71	0.05%	27
319.	http://es.epa.gov/ncer/p3/flyer2.pdf	71	0.05%	67
320.	http://es.epa.gov/ncer/publications/workshop/9-28-2004/pdf/wang.pdf	70	0.05%	30
321.	http://es.epa.gov/ncer/publications/workshop/10_27_2008/safirova.pdf	70	0.05%	15
322.	http://es.epa.gov/ncer/publications/staff/HSRC_rem.pdf	70	0.05%	67
323.	http://es.epa.gov/ncer/publications/workshop/pdf/schoff.pdf	70	0.05%	26
324.	http://es.epa.gov/ncer/childrenscenters/outreach_docs/AN000337.pdf	70	0.05%	42
325.	http://es.epa.gov/ncer/publications/workshop/cisnetprw00.pdf	69	0.05%	42
326.	http://es.epa.gov/ncer/publications/overview/1996_star_waterwatershed_final.pdf	69	0.05%	68
327.	http://es.epa.gov/ncer/publications/starreport/starmine.pdf	69	0.05%	60
328.	http://es.epa.gov/ncer/publications/workshop/06_21_07/fraser.pdf	69	0.05%	21

	Downloaded Files	Downloads	% Downloads	Visits
329.	http://es.epa.gov/ncer/sbir/success/pdf/sigmatec_success.pdf	69	0.05%	25
330.	http://es.epa.gov/ncer/publications/workshop/8-18-04/pdf/lavine.pdf	69	0.05%	24
331.	http://es.epa.gov/ncer/fellow/posters/pdf/kinane_2004_star.pdf	69	0.05%	34
332.	http://es.epa.gov/ncer/cns/poster.pdf	68	0.05%	67
333.	http://es.epa.gov/ncer/publications/workshop/pdf/10_26_04_valuation_session2.pdf	68	0.05%	20
334.	http://es.epa.gov/ncer/publications/workshop/pdf/EE-0497-06.pdf	68	0.05%	28
335.	http://es.epa.gov/ncer/events/calendar/2008/may07/kroll_may0708.pdf	68	0.05%	24
336.	http://es.epa.gov/ncer/publications/workshop/10_27_2008/chang_gatech.pdf	68	0.05%	15
337.	http://es.epa.gov/ncer/publications/overview/1997_star_eco_indicators.pdf	68	0.05%	48
338.	http://es.epa.gov/ncer/events/calendar/2008/may07/seinfeld_may0708.pdf	68	0.05%	18
339.	http://es.epa.gov/ncer/p3/flyer1.pdf	68	0.05%	66
340.	http://es.epa.gov/ncer/publications/workshop/09_25_07/kingsley_092507.pdf	68	0.05%	27
341.	http://es.epa.gov/ncer/publications/workshop/pdf/EE-0475-07.pdf	67	0.05%	26
342.	http://es.epa.gov/ncer/publications/workshop/pdf/10_26_04_valuation_session1.pdf	67	0.05%	18
343.	http://es.epa.gov/ncer/childrenscenters/outreach_docs/AN001135.pdf	67	0.05%	63
344.	http://es.epa.gov/ncer/publications/workshop/pdf/water_watershed_lessons2001.pdf	67	0.05%	58
345.	http://es.epa.gov/ncer/publications/starreport/stareight.pdf	67	0.05%	61
346.	http://es.epa.gov/ncer/cbra/presentations/11_18_07/d1herman.pdf	67	0.05%	24
347.	http://es.epa.gov/ncer/publications/workshop/06_21_07/milford.pdf	67	0.05%	20
348.	http://es.epa.gov/ncer/rfa/forms/424b.pdf	66	0.04%	62
349.	http://es.epa.gov/ncer/publications/workshop/pdf/2001_water_watersheds.pdf	66	0.04%	32
350.	http://es.epa.gov/ncer/publications/workshop/09_25_07/morgan_092507.pdf	66	0.04%	20
351.	http://es.epa.gov/ncer/ mailing/06082007/EPA_postdoc_experience.pdf	66	0.04%	37
352.	http://es.epa.gov/ncer/events/calendar/2007/feb20_2/hemming_presentation.pdf	65	0.04%	33
353.	http://es.epa.gov/ncer/publications/workshop/bynd_com_sess1.pdf	65	0.04%	41

	Downloaded Files	Downloads	% Downloads	Visits
354.	http://es.epa.gov/ncer/childrenscenters/outreach_docs/AN000342.pdf	65	0.04%	61
355.	http://es.epa.gov/ncer/rfa/forms/coi.pdf	65	0.04%	62
356.	http://es.epa.gov/ncer/sbir/success/pdf/portable.pdf	65	0.04%	63
357.	http://es.epa.gov/ncer/publications/workshop/pdf/2001_drinking_water.pdf	65	0.04%	39
358.	http://es.epa.gov/ncer/publications/workshop/9-28-2004/pdf/kanagy.pdf	65	0.04%	26
359.	http://es.epa.gov/ncer/publications/workshop/09_25_07/2007_biomonitoring_proceedings.pdf	65	0.04%	27
360.	http://es.epa.gov/ncer/publications/starreport/starfive.pdf	65	0.04%	62
361.	http://es.epa.gov/ncer/publications/overview/1997_1999_eco_indicators_synthesis.pdf	65	0.04%	42
362.	http://es.epa.gov/ncer/publications/regions/5/pdf/johnson7_14_2004.pdf	64	0.04%	46
363.	http://es.epa.gov/ncer/fellow/posters/ppt/shah_2004_star.pdf	64	0.04%	33
364.	http://es.epa.gov/ncer/publications/nano/pdf/epa.pdf	64	0.04%	26
365.	http://es.epa.gov/ncer/publications/workshop/09_25_07/hays_092507.pdf	64	0.04%	24
366.	http://es.epa.gov/ncer/science/endocrine/pdf/workshop06/zoeller.pdf	64	0.04%	21
367.	http://es.epa.gov/ncer/events/calendar/2008/apr08/casadevall_arturo.pdf	64	0.04%	29
368.	http://es.epa.gov/ncer/fellow/posters/ppt/grass_2004_star.pdf	64	0.04%	58
369.	http://es.epa.gov/ncer/fellow/posters/ppt/acton_2004_star.pdf	64	0.04%	49
370.	http://es.epa.gov/ncer/science/endocrine/pdf/humanhealth/r829437_hauser_0415_draft.pdf	64	0.04%	54
371.	http://es.epa.gov/ncer/publications/starreport/starfour.pdf	64	0.04%	55
372.	http://es.epa.gov/ncer/events/calendar/2007/apr5/presentation_graham.pdf	63	0.04%	26
373.	http://es.epa.gov/ncer/publications/workshop/biodiversity_proceeding06.pdf	63	0.04%	55
374.	http://es.epa.gov/ncer/sbir/success/pdf/realtime.pdf	63	0.04%	61
375.	http://es.epa.gov/ncer/science/pm/2008sab/southern_cal_progress_report.pdf	63	0.04%	27
376.	http://es.epa.gov/ncer/publications/workshop/8-18-04/pdf/epa-winter.pdf	63	0.04%	28

	Downloaded Files	Downloads	% Downloads	Visits
377.	http://es.epa.gov/ncer/publications/workshop/pdf/workshop_abstracts_caf082007.pdf	63	0.04%	56
378.	http://es.epa.gov/ncer/publications/science_forum/posters/pdf/2004_smith.pdf	62	0.04%	58
379.	http://es.epa.gov/ncer/biodiversity/pubs/env_vol112_1092.pdf	62	0.04%	52
380.	http://es.epa.gov/ncer/rfa/forms/preaward4700-4.pdf	62	0.04%	51
381.	http://es.epa.gov/ncer/publications/workshop/10_27_2008/kleeman.pdf	62	0.04%	12
382.	http://es.epa.gov/ncer/nano/relevant_meetings/pollutionprevention92507.pdf	62	0.04%	56
383.	http://es.epa.gov/ncer/sbir/rtp_sbir_meeting.pdf	62	0.04%	50
384.	http://es.epa.gov/ncer/publications/workshop/8-18-04/pdf/strongin_epa_grantee_in_philadelphia_2.pdf	62	0.04%	15
385.	http://es.epa.gov/ncer/fellow/posters/ppt/berg_2004_star.pdf	61	0.04%	35
386.	http://es.epa.gov/ncer/publications/workshop/9-9-2003/pdf/james_constantz1.pdf	61	0.04%	19
387.	http://es.epa.gov/ncer/publications/workshop/pdf/EE-0497-01.pdf	61	0.04%	31
388.	http://es.epa.gov/ncer/publications/overview/4_11_08_star_grants_summary_humanhealth.pdf	61	0.04%	40
389.	http://es.epa.gov/ncer/publications/workshop/pdf/11_03_05_harwell.pdf	61	0.04%	29
390.	http://es.epa.gov/ncer/publications/workshop/pdf/EE-0492-01.pdf	61	0.04%	47
391.	http://es.epa.gov/ncer/events/calendar/2007/apr5/poster_WoolseyE.pdf	61	0.04%	52
392.	http://es.epa.gov/ncer/publications/workshop/pdf/2004_endocrine_disruptors_proceedings1.pdf	61	0.04%	55
393.	http://es.epa.gov/ncer/publications/overview/1999_star_eco_indicators.pdf	61	0.04%	45
394.	http://es.epa.gov/ncer/childrenscenters/full_text/34762.pdf	61	0.04%	54
395.	http://es.epa.gov/ncer/publications/workshop/pdf/EE-0497-05.pdf	60	0.04%	30
396.	http://es.epa.gov/ncer/publications/starreport/star11.pdf	60	0.04%	58
397.	http://es.epa.gov/ncer/publications/workshop/9-9-2003/pdf/christophe_darnault.pdf	60	0.04%	19
398.	http://es.epa.gov/ncer/science/pm/2008sab/harvard_progress_report.pdf	60	0.04%	27

	Downloaded Files	Downloads	% Downloads	Visits
■ 399.	http://es.epa.gov/ncer/fellow/fellow_news_letter12-2003.pdf	59	0.04%	58
■ 400.	http://es.epa.gov/ncer/publications/workshop/pdf/EE-0428-01.pdf	59	0.04%	54
Subtotal for rows: 1 - 400		101,902	69.29%	26,672
Other		45,173	30.71%	38,992
Total		147,075	100.00%	65,664

items 1-400 of 1000

Downloaded Files - Help Card



Column Definitions

Files

The path and filename of the file being analyzed.

Downloads

Number of times the specified file was downloaded by a visitor. If an error occurred during a transfer, the transfer is not counted. Note that downloaded PDF files may cause an inflated count. See KnowledgeBase article NETIQKB2494 for more information.

Visits

Number of visits that accessed the specified files. A visit is a series of actions that begins when a visitor views their first page from the server, and ends when the visitor leaves the site or remains idle beyond the idle-time limit. The default idle-time limit is thirty minutes. This time limit can be changed by the system administrator.



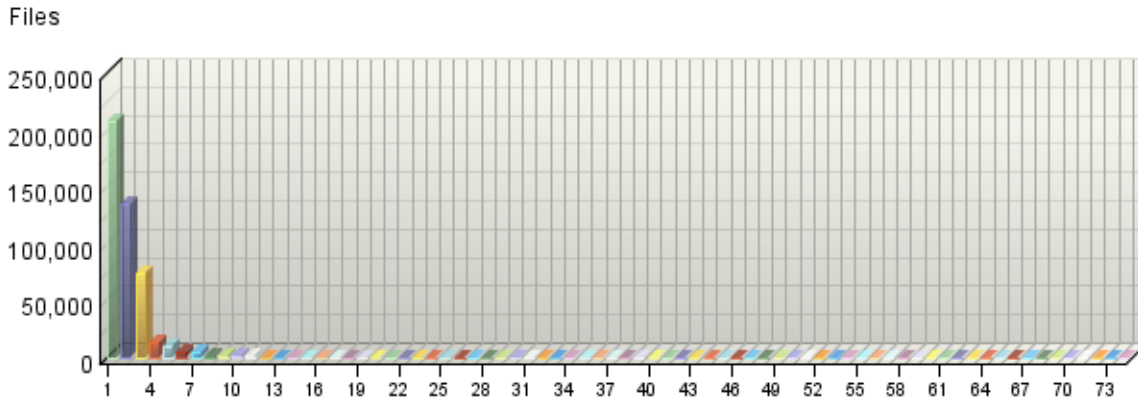
Report Descriptions

This information shows you the most popular downloadable files on your web site. Files that don't appear on the list, or appear low on the list, may require maintenance such as decreasing the file size, improving link placement, or elimination to make room for more popular content.

Accessed File Types

This report identifies the types of files accessed on your site and the total number of kilobytes of data transferred for each file type. Cached requests and erred hits are excluded from the totals.

Accessed File Types by Files



Accessed File Types

File Type	Files	% Files	Kbytes Transferred
1. html	206,994	45.16%	7,654,927
2. pdf	134,948	29.44%	32,735,249
3. htm	74,624	16.28%	958,464
4. js	14,184	3.09%	158,852
5. ppt	9,555	2.08%	25,513,726
6. css	5,413	1.18%	10,578
7. swf	4,245	0.93%	157,432
8. flv	2,205	0.48%	4,333,623
9. mp4	1,741	0.38%	8,484,112
10. scc	1,602	0.35%	520
11. doc	1,399	0.31%	253,184
12. pl	189	0.04%	0
13. xml	167	0.04%	1,223
14. mp3	157	0.03%	311,569
15. wmv	117	0.03%	3,641,964
16. wpd	115	0.03%	2,867
17. wma	98	0.02%	9,497
18. map	82	0.02%	10

	File Type	Files	% Files	Kbytes Transferred
19.	ht	72	0.02%	0
20.	ico	69	0.02%	0
21.	mov	57	0.01%	150,049
22.	smi	47	0.01%	555
23.	mpg	38	0.01%	20,374
24.	m3u	23	0.01%	2
25.	wav	19	0.00%	25,827
26.	wp5	19	0.00%	598
27.	htmlw	18	0.00%	0
28.	eps	15	0.00%	5,784
29.	jbf	13	0.00%	456
30.	hold	13	0.00%	554
31.	htmltmlw	13	0.00%	0
32.	old	10	0.00%	54
33.	rm	9	0.00%	36,091
34.	sit	7	0.00%	108
35.	psd	7	0.00%	1,172
36.	htmltmlw	5	0.00%	0
37.	htmlw	5	0.00%	0
38.	htmltmlw	5	0.00%	0
39.	htmlw	5	0.00%	0
40.	htmltmlw	5	0.00%	0
41.	zip	4	0.00%	1,607
42.	htmltmlw	4	0.00%	0
43.	htmlview	4	0.00%	0
44.	htmlw	4	0.00%	0
45.	db	4	0.00%	736
46.	htmltmlw	4	0.00%	0
47.)	4	0.00%	0
48.	htmlw	3	0.00%	0
49.	htmltmlw	3	0.00%	0
50.	h	3	0.00%	0
51.	htmltmlw	3	0.00%	0
52.	htmltmlw	3	0.00%	0
53.	gov	3	0.00%	0
54.	htmltmlw	2	0.00%	0
55.	htmlCenter	2	0.00%	0
56.	htmltmlw	2	0.00%	0
57.	htmltmlw	2	0.00%	0
58.	html	2	0.00%	0

	File Type	Files	% Files	Kbytes Transferred
59.	aspx	2	0.00%	0
60.	htmltmlmlw	1	0.00%	0
61.	htmlw	1	0.00%	0
62.	htmlliw	1	0.00%	0
63.	cgi	1	0.00%	14
64.	docx	1	0.00%	976
65.	pdf [Adobe Acrobat Reader required]	1	0.00%	0
66.	htmlLow-Cost	1	0.00%	0
67.	htmlEnvironmentally	1	0.00%	0
68.	htmlEnvironmental	1	0.00%	0
69.	htmlArtificial	1	0.00%	0
70.	avi	1	0.00%	1
71.	us	1	0.00%	0
72.	html&id=8640	1	0.00%	0
73.	html)	1	0.00%	0
74.	htmli?????	1	0.00%	0
	Total	458,382	100.00%	84,472,738

items 1-74 of 74

Accessed File Types - Help Card



Column Definitions

File Type

Identifies types of files by their file extension. For example, a file named graphic.gif is identified as type "gif."

Files

Number of files of the specified type accessed by visitors to your site.

Kbytes Transferred

Number of kilobytes of data transferred for all files of the specified type.



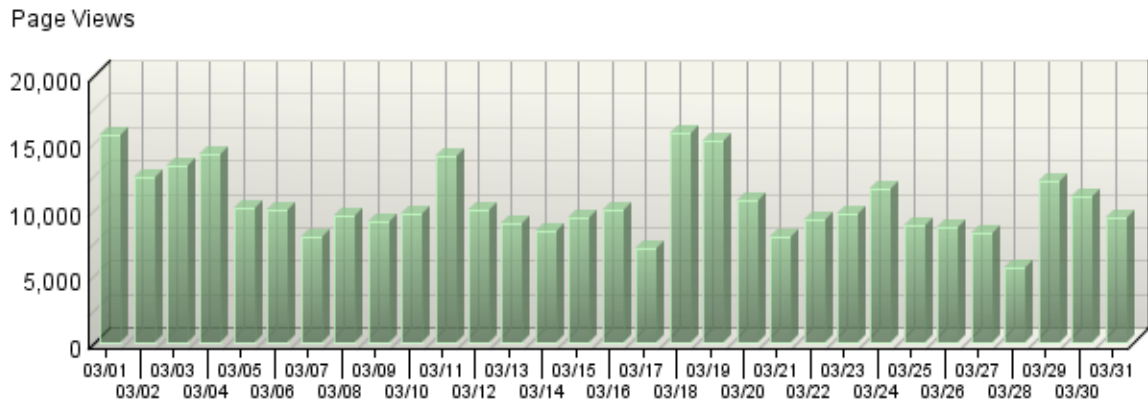
Report Descriptions

This report provides general statistics for the type of data that visitors access on your site.

Page Views Trend

This report shows how the number of page views to your site changes over the course of the report period.

Page Views Trend



Page Views Trend

Day	Page Views	% Page Views
03/01	15,552	4.83%
03/02	12,315	3.82%
03/03	13,198	4.10%
03/04	14,078	4.37%
03/05	10,089	3.13%
03/06	9,929	3.08%
03/07	7,953	2.47%
03/08	9,543	2.96%
03/09	9,062	2.81%
03/10	9,695	3.01%
03/11	13,959	4.33%
03/12	9,952	3.09%
03/13	8,961	2.78%
03/14	8,341	2.59%
03/15	9,338	2.90%
03/16	9,920	3.08%
03/17	7,054	2.19%
03/18	15,672	4.87%
03/19	15,109	4.69%

Day	Page Views	% Page Views
03/20	10,645	3.31%
03/21	7,914	2.46%
03/22	9,190	2.85%
03/23	9,698	3.01%
03/24	11,451	3.56%
03/25	8,778	2.73%
03/26	8,613	2.67%
03/27	8,197	2.55%
03/28	5,581	1.73%
03/29	12,015	3.73%
03/30	10,916	3.39%
03/31	9,317	2.89%
Total	322,035	100.00%

items 1-31 of 31

Page Views Trend - Help Card



Column Definitions

Time Interval (hour, day, etc.)

A one-year report displays monthly time increments. A one-quarter report displays weekly time increments. A one-month report or a one-week report displays daily time increments. A daily report displays hourly time increments. An hour-long interval marked 12:00, for example, includes all activity between 12:00 and 12:59.

Page View

A hit to any file classified as a page. In order to view a web page with embedded images, for example, a browser must retrieve multiple files. The page and its embedded files counts as a single page view.

%

Percentage of total page views that occurred during the specified time interval.




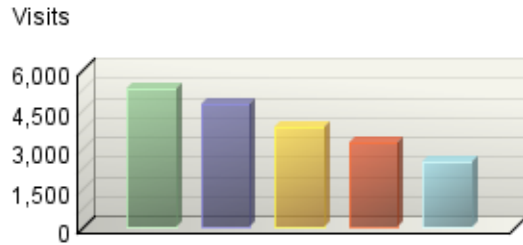
Report Descriptions

Periods of less activity can be considered good times for maintenance and content improvement.

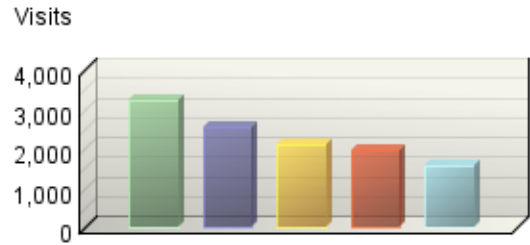
Navigation Dashboard

This dashboard summarizes important information related to online navigation.

Entry Pages



Single-Page Visits



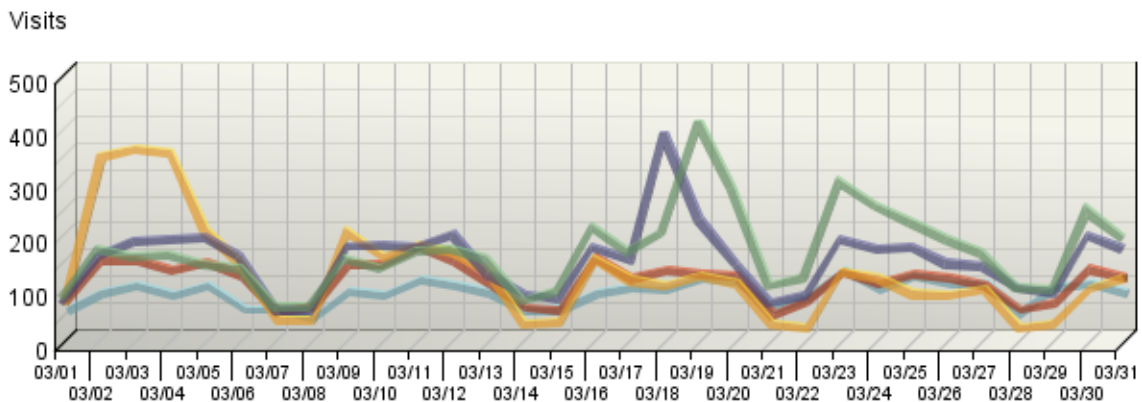
Exit Pages



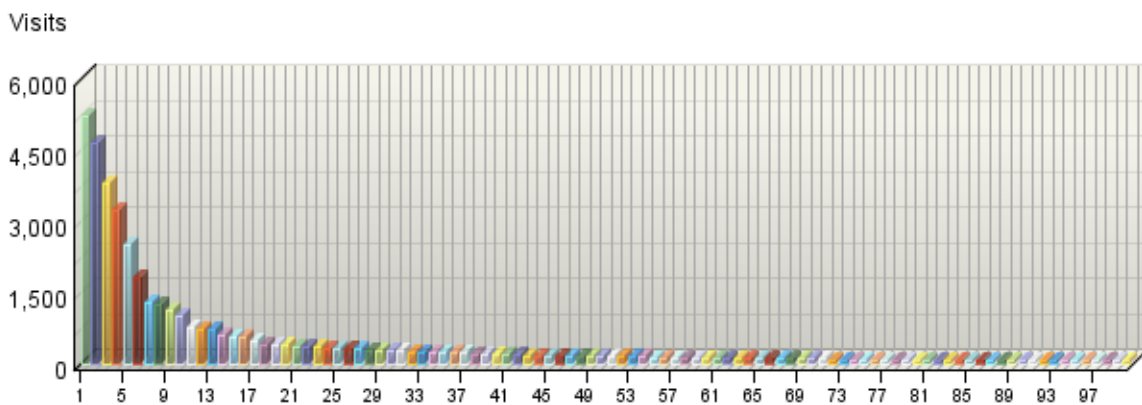
Entry Pages

This report shows the first or "entry" pages viewed in all visits. Every visit has one and only one Entry Page. A visit's entry page may or may not be the "home page." The Entry Page for a visit can depend on how a visitor arrived at your site: they may type an address into a browser, use a bookmark they made on a previous visit, click on a link on another site, click on a search engine results page, click on an on-line ad, or click on a link in an e-mail. Each of these links can point to your home page or any other page on your site

Entry Pages: Trend Over Time



Entry Pages



Entry Pages

	Pages	Visits	% Visits
■ 1.	Small Business Innovation Research NCER ORD US EPA http://es.epa.gov/ncer/sbir/	5,249	7.42%

	Pages	Visits	% Visits
2.	National Center for Environmental Research (NCER) ORD US EPA http://es.epa.gov/ncer/	4,680	6.62%
3.	Enhancing Ecosystem Services From Agricultural Lands: Management, Quantification, And Developing Decision Support Tools Funding Opportunities NCER ORD US EPA http://es.epa.gov/ncer/rfa/2009/2009_star_ecosystem_services.html	3,797	5.37%
4.	Funding Opportunities NCER ORD US EPA http://es.epa.gov/ncer/rfa/	3,248	4.59%
5.	Fellowships NCER ORD US EPA http://es.epa.gov/ncer/fellow/	2,495	3.53%
6.	http://es.epa.gov/ncer/rfa/2009/2009_sbir_phase1.html	1,824	2.58%
7.	http://es.epa.gov/ncer/P3/	1,287	1.82%
8.	http://es.epa.gov/ncer/rfa/2009/2009_star_cumulative_risk.html	1,262	1.78%
9.	http://es.epa.gov/ncer/grants/	1,128	1.60%
10.	http://es.epa.gov/ncer/rfa/2009/2009_star_air_pollution.html	1,002	1.42%
11.	http://es.epa.gov/ncer/p3/expo/expo_2008.html	756	1.07%
12.	http://es.epa.gov/ncer/nano/	748	1.06%
13.	http://es.epa.gov/ncer/events/	723	1.02%
14.	http://es.epa.gov/ncerqa/	622	0.88%
15.	http://es.epa.gov/ncerqa/sbir/	586	0.83%
16.	http://es.epa.gov/ncerqa/rfa/	586	0.83%
17.	http://es.epa.gov/ncer/rfa/forms/	473	0.67%
18.	http://es.epa.gov/ncer/childrenscenters/autism.html	418	0.59%
19.	http://es.epa.gov/ncer/fellow/forum/pubs_96.html	407	0.58%
20.	http://es.epa.gov/ncer/rfa/2004/2004_climate_change.html	388	0.55%
21.	http://es.epa.gov/ncer/cbra/	385	0.54%
22.	http://es.epa.gov/ncer/rfa/2009/2009_gro_undergrad.html	371	0.52%
23.	http://es.epa.gov/ncer/indicators/	361	0.51%
24.	http://es.epa.gov/ncer/p3/expo/	328	0.46%
25.	http://es.epa.gov/ncer/science/pm/	326	0.46%
26.	http://es.epa.gov/ncer/biodiversity/	320	0.45%
27.	http://es.epa.gov/ncer/listserv/	317	0.45%
28.	http://es.epa.gov/ncer/nano/questions/	294	0.42%
29.	http://es.epa.gov/ncer/childrenscenters/pesticides.html	276	0.39%
30.	http://es.epa.gov/ncer/rfa/current/2003arsenic.html	275	0.39%
31.	http://es.epa.gov/ncer/rfa/2008/2008_star_adaptation.html	266	0.38%
32.	http://es.epa.gov/ncer/rfa/2005/2005_star_nano.html	248	0.35%

	Pages	Visits	% Visits
33.	http://es.epa.gov/ncer/childrenscenters/	248	0.35%
34.	http://es.epa.gov/ncer/sbir/current_solicitation.html	243	0.34%
35.	http://es.epa.gov/ncer/p3/current/	238	0.34%
36.	http://es.epa.gov/ncer/science/economics/	236	0.33%
37.	http://es.epa.gov/ncer/science/endocrine/	234	0.33%
38.	http://es.epa.gov/ncer/rfa/2009/2009_p3.html	218	0.31%
39.	http://es.epa.gov/ncer/rfa/2008/2008_sbir_phase1.html	217	0.31%
40.	http://es.epa.gov/ncer/rfa/2008/2008_star_fellow.html	208	0.29%
41.	http://es.epa.gov/ncer/about/	198	0.28%
42.	http://es.epa.gov/ncer/staa/	195	0.28%
43.	http://es.epa.gov/ncer/rfa/2007/2007_star_health_indicators.html	180	0.25%
44.	http://es.epa.gov/ncer/rfa/2005/2005_star_biotech.html	165	0.23%
45.	http://es.epa.gov/ncer/events/news/2009/04_18_09_feature.html	156	0.22%
46.	http://es.epa.gov/ncer/p3/event_2007/event_photos/awards/awards.html	155	0.22%
47.	http://es.epa.gov/ncer/rfa/2008/2008_star_gsc02.html	155	0.22%
48.	http://es.epa.gov/ncer/science/drinkingwater/	154	0.22%
49.	http://es.epa.gov/ncer/rfa/2009/2009_star_comptox.html	154	0.22%
50.	http://es.epa.gov/ncer/events/news/2009/02_26_09_feature.html	148	0.21%
51.	http://es.epa.gov/ncer/nano/research/nano_green.html	145	0.21%
52.	http://es.epa.gov/ncer/rfa/2007/2007_p3_4thannual.html	145	0.21%
53.	http://es.epa.gov/ncer/nano/publications/	145	0.21%
54.	http://es.epa.gov/ncer/science/globalclimate/	142	0.20%
55.	http://es.epa.gov/ncer/other/	140	0.20%
56.	http://es.epa.gov/ncer/p3/fact_sheet.html	140	0.20%
57.	http://es.epa.gov/ncer/guidance/	138	0.20%
58.	http://es.epa.gov/ncer/rfa/2007/2007_star_ecoimpacts.html	136	0.19%
59.	http://es.epa.gov/ncer/rfa/2008/2008_baa.html	133	0.19%
60.	http://es.epa.gov/ncer/fellow/forum/pubs_95.html	132	0.19%
61.	http://es.epa.gov/ncer/publications/archive/csidoc.html	129	0.18%
62.	http://es.epa.gov/ncer/nano/factsheet/	129	0.18%
63.	http://es.epa.gov/ncer/contact_us.html	126	0.18%
64.	http://es.epa.gov/ncer/rfa/2008/2008_star_gcwq.html	122	0.17%
65.	http://es.epa.gov/ncer/publications/nano/purpose.html	122	0.17%
66.	http://es.epa.gov/ncer/cns/	121	0.17%
67.	http://es.epa.gov/ncer/childrenscenters/davis.html	117	0.17%
68.	http://es.epa.gov/ncer/centers/airpm/sab/report.html	112	0.16%
69.	http://es.epa.gov/ncer/childrenscenters/columbia.html	111	0.16%

	Pages	Visits	% Visits
70.	http://es.epa.gov/ncer/science/tse/	107	0.15%
71.	http://es.epa.gov/ncer/rfa/2007/2007_sbir_phase1.html	105	0.15%
72.	http://es.epa.gov/ncer/publications/workshop/10_26_05/abstracts/veranth.html	100	0.14%
73.	http://es.epa.gov/ncer/childrenscenters/washington.html	100	0.14%
74.	http://es.epa.gov/ncer/publications/	99	0.14%
75.	http://es.epa.gov/ncer/rfa/2007/2007_biodiversity_health.html	97	0.14%
76.	http://es.epa.gov/ncer/nano/research/	97	0.14%
77.	http://es.epa.gov/ncer/events/news/2008/	96	0.14%
78.	http://es.epa.gov/ncer/fellow/forum/	96	0.14%
79.	http://es.epa.gov/ncer/rfa/2007/2007_star_nanotech.html	92	0.13%
80.	http://es.epa.gov/ncer/rfa/2008/2008_star_ecohab.html	91	0.13%
81.	http://es.epa.gov/ncer/p3/project_websites/2008/2008awardwinners.html	91	0.13%
82.	http://es.epa.gov/ncer/rfa/2008/2008_gro_grad.html	91	0.13%
83.	http://es.epa.gov/ncer/rfa/2006/2006_star_fellow.html	90	0.13%
84.	http://es.epa.gov/ncer/childrenscenters/harvard.html	90	0.13%
85.	http://es.epa.gov/ncer/events/news/2009/03_03_09_feature.html	89	0.13%
86.	http://es.epa.gov/ncer/rfa/2008/2008_p3.html	88	0.12%
87.	http://es.epa.gov/ncer/childrenscenters/duke.html	88	0.12%
88.	http://es.epa.gov/ncer/childrenscenters/asthma.html	88	0.12%
89.	http://es.epa.gov/ncer/rfa/2006/2006_star_ephi.html	87	0.12%
90.	http://es.epa.gov/ncer/rfa/2008/2008_star_climate_change.html	86	0.12%
91.	http://es.epa.gov/ncer/rfa/archive/grants/00/00humanrfa.html	85	0.12%
92.	http://es.epa.gov/ncer/events/news/2002/	82	0.12%
93.	http://es.epa.gov/ncer/nano/research/nano_tox.html	81	0.11%
94.	http://es.epa.gov/ncer/results/	80	0.11%
95.	http://es.epa.gov/ncer/rfa/2006/2006_star_gcaq.html	77	0.11%
96.	http://es.epa.gov/ncer/childrenscenters/multimedia.html	77	0.11%
97.	http://es.epa.gov/ncer/childrenscenters/berkeley.html	77	0.11%
98.	http://es.epa.gov/ncer/childrenscenters/sinai.html	76	0.11%
99.	http://es.epa.gov/ncer/science/pm/centers.html	76	0.11%
100.	http://es.epa.gov/ncer/nano/research/particle_index.html	75	0.11%
101.	http://es.epa.gov/ncer/rfa/2008/2008_gro_undergrad.html	74	0.10%
102.	http://es.epa.gov/ncer/childrenscenters/faqs.html	74	0.10%
103.	http://es.epa.gov/ncer/rfa/2006/2006_star_cafos.html	73	0.10%
104.	http://es.epa.gov/ncer/events/calendar/2006/sep14/logistics.html	73	0.10%

	Pages	Visits	% Visits
105.	http://es.epa.gov/ncerqa/fellow/	72	0.10%
106.	http://es.epa.gov/ncer/publications/workshop/	72	0.10%
107.	http://es.epa.gov/ncer/guidance/qa.html	71	0.10%
108.	http://es.epa.gov/ncer/rfa/2005/2005_sbir_phase1.html	71	0.10%
109.	http://es.epa.gov/ncer/rfa/current/2003_nano.html	70	0.10%
110.	http://es.epa.gov/ncer/rfa/2006/2006_star_cns.html	70	0.10%
111.	http://es.epa.gov/ncer/p3/project_websites/2006/2006awardwinners.html	70	0.10%
112.	http://es.epa.gov/ncer/rfa/2007/2007_star_fellow.html	70	0.10%
113.	http://es.epa.gov/ncer/science/	70	0.10%
114.	http://es.epa.gov/ncer/nano/newsroom/	69	0.10%
115.	http://es.epa.gov/ncer/sbir/factsheet.html	69	0.10%
116.	http://es.epa.gov/ncer/p3/press/04_22_07.html	69	0.10%
117.	http://es.epa.gov/ncer/rfa/2006/2006_star_uncertainty.html	68	0.10%
118.	http://es.epa.gov/ncer/childrenscenters/southwestdetroit.html	68	0.10%
119.	http://es.epa.gov/ncer/rfa/archive/grants/01/futures.html	67	0.09%
120.	http://es.epa.gov/ncer/p3/teams/	67	0.09%
121.	http://es.epa.gov/ncer/rfa/archive/grants/01/global01.html	66	0.09%
122.	http://es.epa.gov/ncer/childrenscenters/chemical.html	66	0.09%
123.	http://es.epa.gov/ncer/sbir/success/	65	0.09%
124.	http://es.epa.gov/ncer/childrenscenters/usc.html	64	0.09%
125.	http://es.epa.gov/ncer/rfa/2008/2008_star_wetlands.html	64	0.09%
126.	http://es.epa.gov/ncer/rfa/2004/2004_air_poll_em.html	64	0.09%
127.	http://es.epa.gov/ncer/venturecapital/	63	0.09%
128.	http://es.epa.gov/ncer/sbir/09awards/	63	0.09%
129.	http://es.epa.gov/ncer/childrenscenters/illinois.html	62	0.09%
130.	http://es.epa.gov/ncer/publications/sbir/	61	0.09%
131.	http://es.epa.gov/ncer/events/news/2009/01_23_09_grant.html	61	0.09%
132.	http://es.epa.gov/ncer/fellow/forum/publications.html	61	0.09%
133.	http://es.epa.gov/ncer/rfa/2004/2005_star_grad_fellow.html	61	0.09%
134.	http://es.epa.gov/ncerqa/grants/	60	0.08%
135.	http://es.epa.gov/ncer/p3/apply/	59	0.08%
136.	http://es.epa.gov/ncer/events/news/2008/12_29_08_feature.html	59	0.08%
137.	http://es.epa.gov/ncer/events/news/2007/05_04_07_people.html	58	0.08%
138.	http://es.epa.gov/ncer/rfa/2005/2005_decision_support_sys.html	58	0.08%

	Pages	Visits	% Visits
139.	http://es.epa.gov/ncer/fellow/forum/conference/08/may19/	58	0.08%
140.	http://es.epa.gov/ncer/publications/research_reults_synthesis/	57	0.08%
141.	http://es.epa.gov/ncer/rfa/2004/2004_sbir_phase1.html	57	0.08%
142.	http://es.epa.gov/ncer/biodiversity/recipients.html	57	0.08%
143.	http://es.epa.gov/ncer/rfa/2007/2007_star_organic_pm.html	56	0.08%
144.	http://es.epa.gov/ncer/rfa/current/2003_global_change.html	56	0.08%
145.	http://es.epa.gov/ncer/sbir/program/	55	0.08%
146.	http://es.epa.gov/ncer/childrenscenters/communities.html	55	0.08%
147.	http://es.epa.gov/ncer/guidance/star_images.html	54	0.08%
148.	http://es.epa.gov/ncer/rfa/current/sbir_phase1.html	54	0.08%
149.	http://es.epa.gov/ncer/biodiversity/multimedia/	54	0.08%
150.	http://es.epa.gov/ncer/staa/annual/2008/2008level3.html	53	0.07%
151.	http://es.epa.gov/ncer/rfa/2008/2008_star_healtheffects.html	53	0.07%
152.	http://es.epa.gov/ncer/rfa/current/2004_arsenic.html	53	0.07%
153.	http://es.epa.gov/ncer/rfa/2004/2004_manufactured_nano.html	52	0.07%
154.	http://es.epa.gov/ncer/staa/annual/2008/2008honorable.html	52	0.07%
155.	http://es.epa.gov/ncer/rfa/2008/2008_star_water.html	52	0.07%
156.	http://es.epa.gov/ncer/rfa/2007/2007_star_part_matter.html	52	0.07%
157.	http://es.epa.gov/ncer/events/news/2009/03_09_09_feature.html	51	0.07%
158.	http://es.epa.gov/ncer/rfa/2005/2005_nonlinear_responses.html	51	0.07%
159.	http://es.epa.gov/ncer/events/news/2002/10_01_02a.html	51	0.07%
160.	http://es.epa.gov/ncer/events/news/2008/11_26_08c_feature.html	50	0.07%
161.	http://es.epa.gov/ncer/rfa/2005/2005_hsa_impacts_research.html	50	0.07%
162.	http://es.epa.gov/ncer/rfa/2005/2005_ecohab.html	49	0.07%
163.	http://es.epa.gov/ncer/childrenscenters/smoke.html	49	0.07%
164.	http://es.epa.gov/ncer/rfa/archive/	49	0.07%
165.	http://es.epa.gov/ncer/events/news/2009/01_13_09_b_feature.html	48	0.07%
166.	http://es.epa.gov/ncer/staa/about_staa.html	47	0.07%
167.	http://es.epa.gov/ncer/publications/bibliometrics/	47	0.07%
168.	http://es.epa.gov/ncer/rfa/current/2004_grad_fellow.html	47	0.07%

	Pages	Visits	% Visits
169.	http://es.epa.gov/ncer/rfa/2006/2006_gro_fellow.html	47	0.07%
170.	http://es.epa.gov/ncer/rfa/2006/2006_sbir_phase1.html	46	0.07%
171.	http://es.epa.gov/ncer/rfa/2004/2005_gro_grad_fellow.html	46	0.07%
172.	http://es.epa.gov/ncer/rfa/2004/2004_biomarkers.html	46	0.07%
173.	http://es.epa.gov/ncer/rfa/2006/2006_gro_undegrad_fellow.html	46	0.07%
174.	http://es.epa.gov/ncer/rfa/2006/2006_star_coarse_pm.html	46	0.07%
175.	http://es.epa.gov/ncer/p3/event_2008/event_photos/expo/expo.html	45	0.06%
176.	http://es.epa.gov/ncer/p3/success/lehigh.html	45	0.06%
177.	http://es.epa.gov/ncer/events/news/2009/01_23_09_top_story.html	44	0.06%
178.	http://es.epa.gov/ncer/childrenscenters/newjersey.html	44	0.06%
179.	http://es.epa.gov/ncer/rfa/archive/grants/	44	0.06%
180.	http://es.epa.gov/ncer/p3/ceremony/	44	0.06%
181.	http://es.epa.gov/ncer/fellow/gro/	44	0.06%
182.	http://es.epa.gov/ncer/fellow/recipients/star_fellow08.html	44	0.06%
183.	http://es.epa.gov/ncer/p3/project_websites/2007/2007awardwinners.html	43	0.06%
184.	http://es.epa.gov/ncer/rfa/postdoc.html	43	0.06%
185.	http://es.epa.gov/ncer/events/news/2008/04_23_08c_feature.html	43	0.06%
186.	http://es.epa.gov/ncer/rfa/2006/2006_star_methodological.html	43	0.06%
187.	http://es.epa.gov/ncer/science/tse/success.html	42	0.06%
188.	http://es.epa.gov/ncer/rfa/2004/2005_gro_undegrad_fellow.html	42	0.06%
189.	http://es.epa.gov/ncer/publications/terms/phase2_tc.html	42	0.06%
190.	http://es.epa.gov/ncer/nano/research/nano_remediation.html	42	0.06%
191.	http://es.epa.gov/ncer/rfa/2007/2007_star_biomarkers.html	41	0.06%
192.	http://es.epa.gov/ncer/events/news/2008/12_30_08b_feature.html	41	0.06%
193.	http://es.epa.gov/ncer/events/calendar/2007/oct10/agenda.html	41	0.06%
194.	http://es.epa.gov/ncer/nano/lectures/	41	0.06%
195.	http://es.epa.gov/ncer/childrenscenters/biographies.html	40	0.06%
196.	http://es.epa.gov/ncer/guidance/faqs/faq_gro_grad.html	40	0.06%
197.	http://es.epa.gov/ncer/nano/lectures/071805_lecture.html	40	0.06%
198.	http://es.epa.gov/ncer/events/news/2009/01_31_09_feature.html	40	0.06%

	Pages	Visits	% Visits
199.	http://es.epa.gov/ncer/rfa/2004/2004_glakes_foodweb.html	40	0.06%
200.	http://es.epa.gov/ncer/childrenscenters/outreach.html	39	0.06%
201.	http://es.epa.gov/ncer/publications/meetings/10_26_05/abstracts/do.html	39	0.06%
202.	http://es.epa.gov/ncer/fellow/forum/conference/08/may19/logistics.html	39	0.06%
203.	http://es.epa.gov/ncer/p3/photo.html	39	0.06%
204.	http://es.epa.gov/ncer/childrenscenters/hopkins.html	39	0.06%
205.	http://es.epa.gov/ncer/guidance/star_faq.html	39	0.06%
206.	http://es.epa.gov/ncer/rfa/2007/2007_star_drinkingwater.html	39	0.06%
207.	http://es.epa.gov/ncer/p3/expo/faq.html	38	0.05%
208.	http://es.epa.gov/ncer/rfa/2004/2004_sbir_phase1_pac-swest.html	38	0.05%
209.	http://es.epa.gov/ncer/rfa/2006/2006_p3.html	38	0.05%
210.	http://es.epa.gov/ncer/rfa/archive/grants/01/phytore00.html	38	0.05%
211.	http://es.epa.gov/ncer/childrenscenters/results.html	38	0.05%
212.	http://es.epa.gov/ncer/p3/designs_sustain_rfp.html	38	0.05%
213.	http://es.epa.gov/ncer/publications/terms/phase1_tc.html	37	0.05%
214.	http://es.epa.gov/ncer/events/news/2004/	37	0.05%
215.	http://es.epa.gov/ncer/events/calendar/2009/apr08/sponsorship.html	37	0.05%
216.	http://es.epa.gov/ncer/grants/recipients_index.html	37	0.05%
217.	http://es.epa.gov/ncer/rfa/current/2003_enviro_stat.html	37	0.05%
218.	http://es.epa.gov/ncer/p3/multimedia.html	37	0.05%
219.	http://es.epa.gov/ncer/rfa/archive/grants/02/02marketmech.html	37	0.05%
220.	http://es.epa.gov/ncer/p3/event_2006/2006_competitors.html	37	0.05%
221.	http://es.epa.gov/ncer/rfa/archive/grants/01/childvu01.html	37	0.05%
222.	http://es.epa.gov/ncer/rfa/2004/2004_sbir_phase1_haz-waste.html	37	0.05%
223.	http://es.epa.gov/ncer/childrenscenters/contacts.html	37	0.05%
224.	http://es.epa.gov/ncer/rfa/2005/2005_cont_methods_pm.html	37	0.05%
225.	http://es.epa.gov/ncer/cns/programs.html	36	0.05%
226.	http://es.epa.gov/ncer/publications/starreport/	36	0.05%
227.	http://es.epa.gov/ncer/events/calendar/2006/apr26/bios.html	36	0.05%
228.	http://es.epa.gov/ncer/fellow/posters/	36	0.05%
229.	http://es.epa.gov/ncer/rfa/current/sbir_arsenic.html	36	0.05%

	Pages	Visits	% Visits
230.	http://es.epa.gov/ncer/rfa/2006/2006_star_mmi.html	36	0.05%
231.	http://es.epa.gov/ncer/rfa/2004/2004_aqua_sys.html	36	0.05%
232.	http://es.epa.gov/ncer/events/news/2009/01_08_09_feature.html	36	0.05%
233.	http://es.epa.gov/ncer/fellow/forum/conference/08/may19/registration.html	35	0.05%
234.	http://es.epa.gov/ncer/rfa/2005/2005_ebd_rfa.html	35	0.05%
235.	http://es.epa.gov/ncer/p3/success/	35	0.05%
236.	http://es.epa.gov/ncer/events/news/2009/01_31_09_iframe.html	35	0.05%
237.	http://es.epa.gov/ncer/events/news/2004/09_30_04_feature.html	35	0.05%
238.	http://es.epa.gov/ncer/rfa/current/2003_mai_grad.html	35	0.05%
239.	http://es.epa.gov/ncer/childrenscenters/controllingpest.html	35	0.05%
240.	http://es.epa.gov/ncer/childrenscenters/berkeley_pubs.html	35	0.05%
241.	http://es.epa.gov/ncer/p3/success/oberlinfeature.html	35	0.05%
242.	http://es.epa.gov/ncer/publications/workshop/8-23-2005/participants.html	35	0.05%
243.	http://es.epa.gov/ncer/staa/annual/2008/2008level2.html	34	0.05%
244.	http://es.epa.gov/ncer/childrenscenters/cincinnati.html	34	0.05%
245.	http://es.epa.gov/ncer/rfa/current/2003ecohab.html	34	0.05%
246.	http://es.epa.gov/ncer/rfa/current/2003wshedclass.html	34	0.05%
247.	http://es.epa.gov/ncer/rfa/current/2003_comptox.html	34	0.05%
248.	http://es.epa.gov/ncer/childrenscenters/pcb.html	33	0.05%
249.	http://es.epa.gov/ncer/about/quickguide.html	33	0.05%
250.	http://es.epa.gov/ncer/publications/science_forum/	33	0.05%
251.	http://es.epa.gov/ncer/sbir/news/	33	0.05%
252.	http://es.epa.gov/ncer/nano/2008recipients.html	33	0.05%
253.	http://es.epa.gov/ncer/sbir/08awards/	33	0.05%
254.	http://es.epa.gov/ncer/nano/solicitation/	33	0.05%
255.	http://es.epa.gov/ncer/events/news/2009/03_05_09_feature.html	33	0.05%
256.	http://es.epa.gov/ncer/rfa/archive/grants/01/mercury01.html	32	0.05%
257.	http://es.epa.gov/ncer/fellow/posters/2004_star_grad_fellow_conf_posters.html	32	0.05%
258.	http://es.epa.gov/ncer/rfa/2004/2004_corporate.html	32	0.05%
259.	http://es.epa.gov/ncer/p3/info/	32	0.05%
260.	http://es.epa.gov/ncer/events/news/2004/06_18_04a.html	32	0.05%
261.	http://es.epa.gov/ncer/links.html	32	0.05%
262.	http://es.epa.gov/ncer/p3/epa/	32	0.05%

	Pages	Visits	% Visits
263.	http://es.epa.gov/ncer/rfa/2004/2004_sustainability_engineering_curricula.html	32	0.05%
264.	http://es.epa.gov/ncer/events/news/2008/04_19_08a_tostory.html	32	0.05%
265.	http://es.epa.gov/ncer/events/news/2003/nas_special.html	32	0.05%
266.	http://es.epa.gov/ncer/p3/success/oberlin.html	31	0.04%
267.	http://es.epa.gov/ncer/rfa/current/2003_pm_epi.html	31	0.04%
268.	http://es.epa.gov/ncer/childrenscenters/newinvestigators.html	31	0.04%
269.	http://es.epa.gov/ncer/rfa/current/2003_mai_under.html	31	0.04%
270.	http://es.epa.gov/ncer/publications/archive/aaas97.html	31	0.04%
271.	http://es.epa.gov/ncer/publications/terms/tscs05.html	31	0.04%
272.	http://es.epa.gov/ncer/rfa/2004/2004early_indicators.html	30	0.04%
273.	http://es.epa.gov/ncer/rfa/2007/2007_star_gro_grad.html	30	0.04%
274.	http://es.epa.gov/ncerqa/sbir/sbir97/coversheet.html	30	0.04%
275.	http://es.epa.gov/ncer/rfa/2005/2005_tropospheric_air_pollution.html	30	0.04%
276.	http://es.epa.gov/ncer/events/news/2003/01_15_03a.html	30	0.04%
277.	http://es.epa.gov/ncer/p3/event_2007/event_photos/expo/expo.html	30	0.04%
278.	http://es.epa.gov/ncer/rfa/2006/2006_gro_solicitation.html	30	0.04%
279.	http://es.epa.gov/ncer/fellow/recipient/star_fellow07.html	30	0.04%
280.	http://es.epa.gov/ncer/rfa/2007/2007_gro_nano.html	30	0.04%
281.	http://es.epa.gov/ncer/childrenscenters/additional_resources.html	30	0.04%
282.	http://es.epa.gov/ncer/rfa/current/2003_child_health.html	30	0.04%
283.	http://es.epa.gov/ncer/rfa/2004/2004_risk_assesment.html	30	0.04%
284.	http://es.epa.gov/ncer/childrenscenters/newsroom.html	29	0.04%
285.	http://es.epa.gov/ncer/p3/addawards.html	29	0.04%
286.	http://es.epa.gov/ncer/childrenscenters/basic_info.html	29	0.04%
287.	http://es.epa.gov/ncer/multimedia/audio/scienceworks/001transcript.html	29	0.04%
288.	http://es.epa.gov/ncer/rfa/2004/2004_comp_tox.html	29	0.04%
289.	http://es.epa.gov/ncer/p3/project_websites/2005/2005_phase_1_project_websites.html	29	0.04%
290.	http://es.epa.gov/ncer/rfa/archive/grants/00/kids2000.html	29	0.04%
291.	http://es.epa.gov/ncer/rfa/2006/2006_oth_coop_training.html	29	0.04%

	Pages	Visits	% Visits
292.	http://es.epa.gov/ncer/events/news/2002/09_05_02a.html	28	0.04%
293.	http://es.epa.gov/ncer/staa/award_photos.html	28	0.04%
294.	http://es.epa.gov/ncer/p3/forum/	28	0.04%
295.	http://es.epa.gov/ncer/rfa/2005/2005_emap_great_rivers.html	28	0.04%
296.	http://es.epa.gov/ncer/fellow/recipients/star_fellow01.html	28	0.04%
297.	http://es.epa.gov/ncer/publications/workshop/10_26_05/presentations.html	28	0.04%
298.	http://es.epa.gov/ncer/rfa/2005/2005_vep.html	28	0.04%
299.	http://es.epa.gov/ncer/science/pm/results4.html	28	0.04%
300.	http://es.epa.gov/ncer/childrenscenters/dukediagram.html	28	0.04%
301.	http://es.epa.gov/ncer/p3/overviews.html	28	0.04%
302.	http://es.epa.gov/ncer/p3/expo/events.html	28	0.04%
303.	http://es.epa.gov/ncer/p3/event_2008/event_photos/teams/su833524/su833524.html	28	0.04%
304.	http://es.epa.gov/ncer/rfa/2005/2005_pathogens_drinking_water.html	27	0.04%
305.	http://es.epa.gov/ncer/staa/winzip_guide.html	27	0.04%
306.	http://es.epa.gov/ncer/rfa/2004/2004_source_pm.html	27	0.04%
307.	http://es.epa.gov/ncer/p3/event_2006/event_photos/mall_event_general/expo.html	27	0.04%
308.	http://es.epa.gov/ncer/rfa/archive/grants/02/02trib_risk.html	27	0.04%
309.	http://es.epa.gov/ncer/science/endocrine/researchproj.html	27	0.04%
310.	http://es.epa.gov/ncer/publications/topical/	27	0.04%
311.	http://es.epa.gov/ncer/p3/past/	27	0.04%
312.	http://es.epa.gov/ncer/rfa/2005/2005_exp_meas_tools.html	27	0.04%
313.	http://es.epa.gov/ncer/p3/success/berkeley.html	27	0.04%
314.	http://es.epa.gov/ncer/rfa/2004/2004_collab_science.html	27	0.04%
315.	http://es.epa.gov/ncer/p3/event_2008/08_date_loc.html	26	0.04%
316.	http://es.epa.gov/ncer/rfa/2004/2004_pm_research.html	26	0.04%
317.	http://es.epa.gov/ncer/nano/lectures/092605_lecture.html	26	0.04%
318.	http://es.epa.gov/ncer/events/news/2009/01_13_09_cfeature.html	26	0.04%
319.	http://es.epa.gov/ncer/staa/annual/2008/2008level1.html	26	0.04%
320.	http://es.epa.gov/ncer/science/globalclimate/02_22_07_event.html	26	0.04%
321.	http://es.epa.gov/ncer/cbra/journals.html	26	0.04%
322.	http://es.epa.gov/ncer/p3/expo/logistics.html	26	0.04%


	Pages	Visits	% Visits
323.	http://es.epa.gov/ncer/centers/eagles/	26	0.04%
324.	http://es.epa.gov/ncer/science/economics/economics.html	25	0.04%
325.	http://es.epa.gov/ncer/guidance/faqs/2006_faq_gro_grad.html	25	0.04%
326.	http://es.epa.gov/ncer/p3/info/cosponsors.html	25	0.04%
327.	http://es.epa.gov/ncer/nano/publications/9-15-2003/presentations.html	25	0.04%
328.	http://es.epa.gov/ncer/nano/lectures/zhang.html	25	0.04%
329.	http://es.epa.gov/ncerqa/sbir/	25	0.04%
330.	http://es.epa.gov/ncer/events/news/	25	0.04%
331.	http://es.epa.gov/ncerqa_abstracts/sbir/other/monana/kohn.html	25	0.04%
332.	http://es.epa.gov/ncer/rfa/2004/2004_ecohab.html	25	0.04%
333.	http://es.epa.gov/ncer/events/news/2008/07_23_08_press.html	25	0.04%
334.	http://es.epa.gov/ncer/rfa/archive/sbir/sbir_phase1_1999.html	25	0.04%
335.	http://es.epa.gov/ncer/cbra/ls_announce.html	25	0.04%
336.	http://es.epa.gov/ncer/childrenscenters/news_stories/umdnj_021807.html	24	0.03%
337.	http://es.epa.gov/ncer/rfa/2004/2004_low_dose.html	24	0.03%
338.	http://es.epa.gov/ncer/guidance/faqs/faq_gro_undergrad.html	24	0.03%
339.	http://es.epa.gov/ncer/p3/event_2008/event_photos/teams/su833553/su833553.html	24	0.03%
340.	http://es.epa.gov/ncer/fellow/forum/contacts.html	24	0.03%
341.	http://es.epa.gov/ncer/childrenscenters/exposuremap.html	24	0.03%
342.	http://es.epa.gov/ncer/sbir/workshops.html	24	0.03%
343.	http://es.epa.gov/ncer/rfa/archive/grants/00/explfuturefnl.html	24	0.03%
344.	http://es.epa.gov/ncer/science/endocrine/reportspub.html	24	0.03%
345.	http://es.epa.gov/ncer/childrenscenters/sinai_pubs.html	24	0.03%
346.	http://es.epa.gov/ncer/p3/event_2007/event_photos/teams/2007_competitors.html	24	0.03%
347.	http://es.epa.gov/ncer/rfa/current/2004_gro_grad_fellow.html	24	0.03%
348.	http://es.epa.gov/ncer/rfa/2004/2004_valuation.html	24	0.03%
349.	http://es.epa.gov/ncer/publications/workshop/8-23-2005/agenda.html	24	0.03%
350.	http://es.epa.gov/ncer/p3/contact.html	24	0.03%
351.	http://es.epa.gov/ncer/results/highly_cited_index.html	24	0.03%
352.	http://es.epa.gov/ncer/rfa/2004/2004_fire_climate.html	24	0.03%

	Pages	Visits	% Visits
353.	http://es.epa.gov/ncer/guidance/faqs.html	24	0.03%
354.	http://es.epa.gov/ncer/p3/press/05_07_07.html	24	0.03%
355.	http://es.epa.gov/ncer/sbir/agency/govtwide.html	24	0.03%
356.	http://es.epa.gov/ncer/fellow/forum/2006stargro.html	23	0.03%
357.	http://es.epa.gov/ncer/events/news/2006/	23	0.03%
358.	http://es.epa.gov/ncer/childrenscenters/sitemap.html	23	0.03%
359.	http://es.epa.gov/ncer/p3/project_photos/2005_projects.html	23	0.03%
360.	http://es.epa.gov/ncer/childrenscenters/iowa.html	23	0.03%
361.	http://es.epa.gov/ncer/nano/relevant_meetings/	23	0.03%
362.	http://es.epa.gov/ncer/p3/press/04_26_07_mtimes.html	23	0.03%
363.	http://es.epa.gov/ncer/p3/award_winners.html	23	0.03%
364.	http://es.epa.gov/ncer/p3/other/	23	0.03%
365.	http://es.epa.gov/ncer/staa/annual/2007/2007honorable.html	23	0.03%
366.	http://es.epa.gov/ncer/events/calendar/2009/jun09/agenda.html	23	0.03%
367.	http://es.epa.gov/ncer/fellow/forum/sites.html	23	0.03%
368.	http://es.epa.gov/ncer/p3/event_2008/event_photos/teams/su833537/su833537.html	23	0.03%
369.	http://es.epa.gov/ncer/fellow/recipients/star_fellow04.html	23	0.03%
370.	http://es.epa.gov/ncer/p3/press/04_26_07_msnbc.html	23	0.03%
371.	http://es.epa.gov/ncer/childrenscenters/michigan.html	23	0.03%
372.	http://es.epa.gov/ncer/p3/event_2008/event_photos/awards/awards.html	23	0.03%
373.	http://es.epa.gov/ncer/rfa/2004/2004_nano.html	23	0.03%
374.	http://es.epa.gov/ncer/rfa/2004/2004_sbir_phase1_poll-prev.html	23	0.03%
375.	http://es.epa.gov/ncer/rfa/02trib_risk.html	23	0.03%
376.	http://es.epa.gov/ncer/events/news/2009/02_03_09_feature.html	22	0.03%
377.	http://es.epa.gov/ncer/fellow/forum/inventory.html	22	0.03%
378.	http://es.epa.gov/ncer/centers/	22	0.03%
379.	http://es.epa.gov/ncer/p3/event_2008/audio_files/	22	0.03%
380.	http://es.epa.gov/ncer/fellow/recipients/star_fellow05.html	22	0.03%
381.	http://es.epa.gov/ncer/p3/forum/aaas.html	22	0.03%
382.	http://es.epa.gov/ncer/events/calendar/2004/feb4/logistics.html	22	0.03%
383.	http://es.epa.gov/ncer/fellow/recipients/star_fellow03.html	22	0.03%
384.	http://es.epa.gov/ncer/fellow/forum/abstractguide.html	22	0.03%
385.	http://es.epa.gov/ncer/p3/project_websites/2008/	22	0.03%

	Pages	Visits	% Visits
■ 386.	http://es.epa.gov/ncer/rfa/2008/2008_star_no_velapproaches.html	22	0.03%
■ 387.	http://es.epa.gov/ncer/events/news/2008/11_13_08_feature.html	22	0.03%
■ 388.	http://es.epa.gov/ncer/rfa/archive/grants/02/02regstressor.html	22	0.03%
■ 389.	http://es.epa.gov/ncer/p3/event_2007/event_photos/awards/	22	0.03%
■ 390.	http://es.epa.gov/ncer/science/pm/recipients.html	22	0.03%
■ 391.	http://es.epa.gov/ncer/events/news/2005/11_17_05_feature.html	22	0.03%
■ 392.	http://es.epa.gov/ncer/fellow/recipients/fellow98.html	22	0.03%
■ 393.	http://es.epa.gov/ncer/events/calendar/2008/nov19/agenda.html	22	0.03%
■ 394.	http://es.epa.gov/ncer/childrenscenters/hopkins_publications.html	22	0.03%
■ 395.	http://es.epa.gov/ncer/p3/become_exhibitor.html	22	0.03%
■ 396.	http://es.epa.gov/ncer/events/calendar/2008/apr08/agenda.html	22	0.03%
■ 397.	http://es.epa.gov/ncer/nano/links/	22	0.03%
■ 398.	http://es.epa.gov/ncer/p3/project_websites/2004_phase_2_project_websites.html	22	0.03%
■ 399.	http://es.epa.gov/ncer/fellow/recipients/fellow99.html	22	0.03%
■ 400.	http://es.epa.gov/ncer/rfa/archive/grants/08/	22	0.03%
Subtotal for rows: 1 - 400		55,385	78.32%
Other		15,328	21.68%
Total		70,713	100.00%

items 1-400 of 1000

Entry Pages - Help Card

 **Column Definitions**

Entry Page
The first page in a given visit. Every visit has one and only one entry page.

Visits
For each entry page, the total number of visits that began with that entry page, during this time period.

%
For each page (row), the percentage of all visits to the site that went to that particular page during the report time period.



Report Descriptions

Briefly:

A visit can begin on a given page if a visitor:

- types the URL of the page in their browser then clicks on "Go"
- clicks on a bookmark to the page (stored from a previous visit)
- clicks on a link on a different site that points to the file. The link can appear to be text or an image, such as a banner ad.
- clicks on a link to the page in an e-mail. Again, the link can appear to be text or an image.
- clicks on a link on a search engine results page that points to this page
- activates an applet on another site or in a program that transfers them to this page

Finally, a visit can seem to begin on a given page if a visitor was already on the site, but allowed more than 30 minutes to elapse between clicks. When such a pause occurs, WebTrends counts two visits, one before and one after the pause. In other words, WebTrends considers a timeout of more than 30 minutes to be a de facto end of a visit. Consequently, the first page visited after the long pause will appear as an Entry Page for a new visit. Likewise, the last Page Viewed before the long pause will appear in the Exit Pages report. (*Note: the timeout is configurable in WebTrends via Options*)

If your site has more than one URL for a certain page, for example, /home.html and /home.asp, consider combining their statistics to get an accurate picture of how frequently that page's content is seen.

Uses and Interpretation:

Look at each page on the Entry Pages report and ask yourself whether it is suitable as the first page a visitor sees. For example, it can be argued that entry pages should:

- identify the site and/or brand
- have a clear link to the home page
- show the same navigation bars as the rest of the site

If a page that's frequently an entry page doesn't do all these things, consider modifying it to conform with best practices.

Other relevant reports and analyses:

1. Referring URLs for these entry pages.
2. Relationship to Exit Pages and Single Page Visits.
3. Correcting for multiple URLs for the same Page View.