

NCER Monthly Statistical Analysis

<http://es.epa.gov/ncer/>

Monthly Report: February 2009

February 1, 2009 12:00:00 AM – February 28, 2009 11:59:59 PM

This report was generated by WebTrends 7 - Professional, Version: 7.1b, Build: 15447 .
Thursday, March 12, 2009 12:59:15 PM
Final report conversion by WebTrends Report Exporter, Version 7.1b (build 15376)

Copyright (C) 1996-2005 NetIQ Corporation. All rights reserved.

Table of Contents

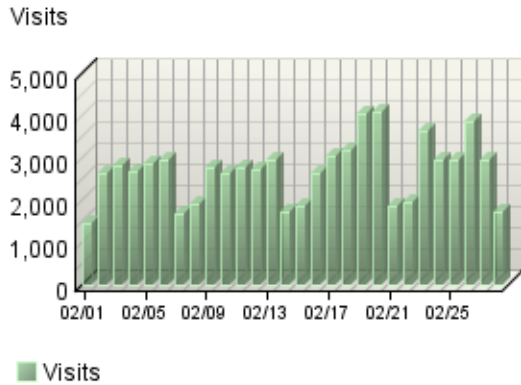
Overview Dashboard	1
Activity Dashboard	3
Navigation Dashboard	5
Pages Dashboard	6
Visitors Dashboard	8
Referring Site	10
Referring Domain	22
Referring Page	34
Search Phrases	47
Search Keywords	71
Visitors Dashboard	143
Top Visitors	145
Visitors by Number of Visits	168
Visitors Trend	170
Visits Trend	175
Organizations	177
Domain Names	210
Top-Level Domain Types	222
Regions	225
Countries	227
North American States and Provinces	233
Pages Dashboard	236
Pages	238
Content Groups	271
Directories	273
Downloaded Files	277
Accessed File Types	296

Page Views Trend	299
Navigation Dashboard	301
Entry Pages	302

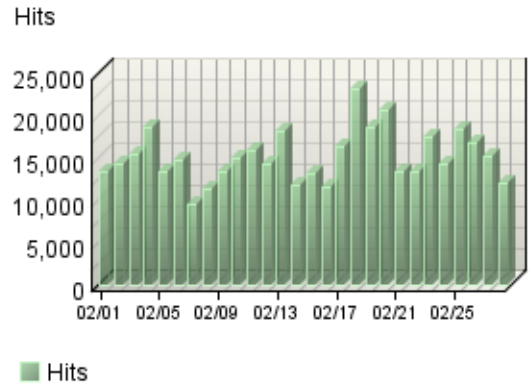
Overview Dashboard

This displays key graphs and tables that provide an overview of the entire report. When viewing through the on-demand interface, you can click on the title of a graph or table to navigate to the corresponding page.

Visits Trend



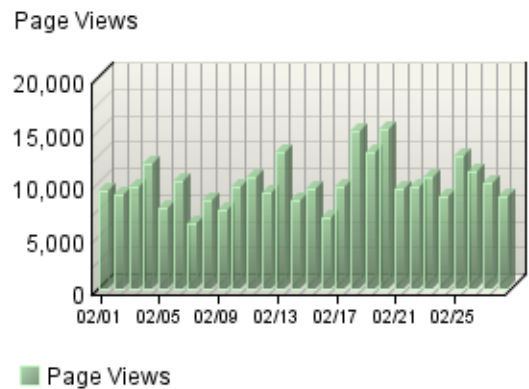
Hits Trend



Visitor Summary

Visitors	48,187
Visitors Who Visited Once	43,307
Visitors Who Visited More Than Once	4,880
Average Visits per Visitor	1.56

Page Views Trend



Visit Summary

Visits	75,244
Average per Day	2,687
Average Visit Duration	00:21:22
Median Visit Duration	00:02:32
International Visits	26.04%
Visits of Unknown Origin	0.00%
Visits from Your Country: United States (US)	73.96%

Hit Summary

Successful Hits for Entire Site	424,375
Average Hits per Day	15,156
Home Page Hits	8,623

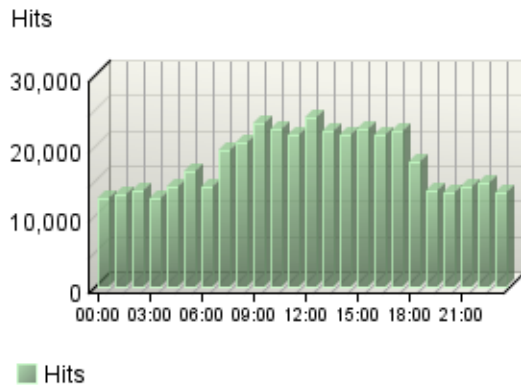
Page View Summary

Page Views	279,305
Average per Day	9,975
Average Page Views per Visit	3.71

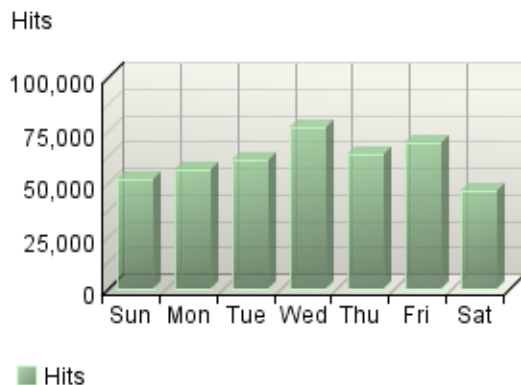
Activity Dashboard

This displays key graphs and tables that provide an overview of the Activity chapter. When viewing through the on-demand interface, you can click on the title of a graph or table to navigate to the corresponding page.

Hits by Hour of the Day



Hits by Day of the Week



Most Active Summary

Most Active Date	2/18/09
Number of Hits on Most Active Date	23,232
Most Active Day of the Week	Wednesday
Most Active Hour of the Day	12:00-12:59

Least Active Summary

Least Active Date	2/7/09
Number of Hits on Least Active Date	9,512
Least Active Day of the Week	Saturday
Least Active Hour of the Day	03:00-03:59

Activity on Weekdays Summary

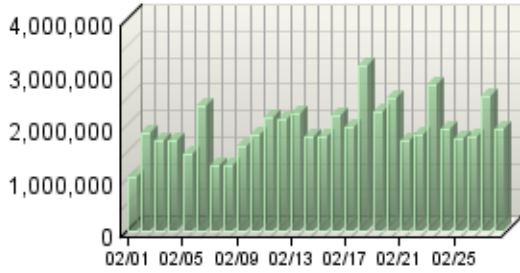
Total Hits Weekdays	326,182
Total Visits Weekdays	61,140
Average Number of Visits per day on Weekdays	3,057
Average Number of Hits per day on Weekdays	16,309

Activity on Weekends Summary

Total Hits Weekend	98,193
Total Visits Weekend	14,104
Average Number of Visits per Weekend	3,526
Average Number of Hits per Weekend	24,548

Bandwidth: Kbytes Transferred Trend

Kbytes Transferred

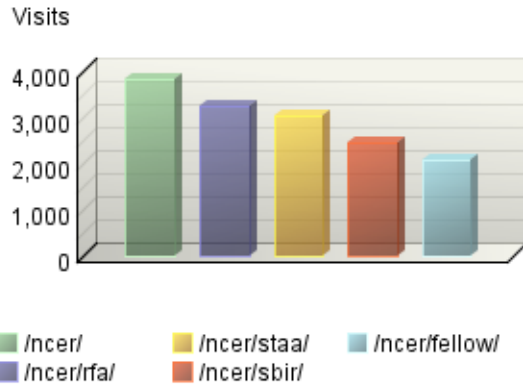


■ Kbytes Transferred

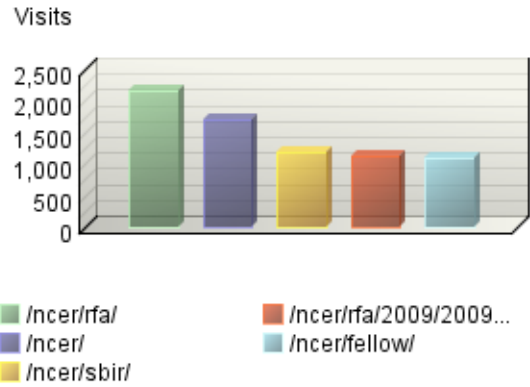
Navigation Dashboard

This dashboard summarizes important information related to online navigation.

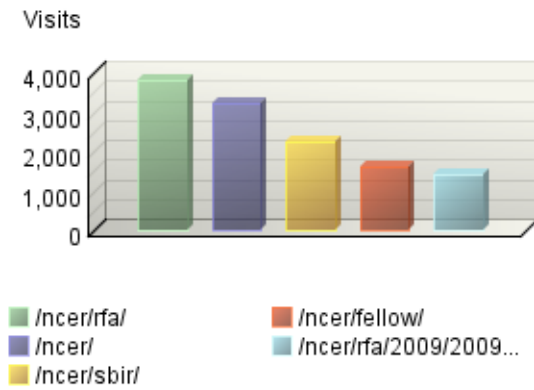
Entry Pages



Single-Page Visits



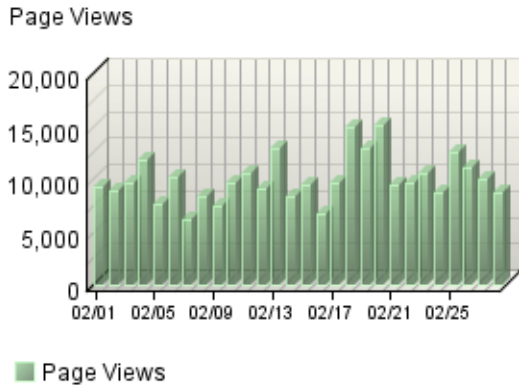
Exit Pages



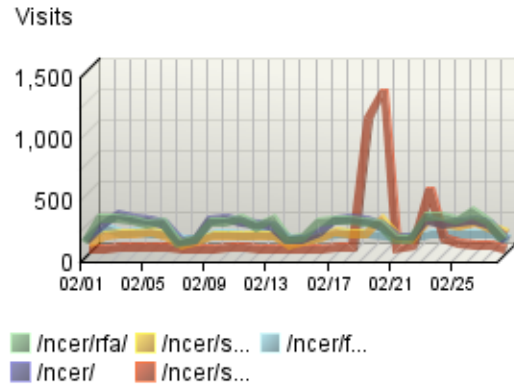
Pages Dashboard

This displays key graphs and tables that provide an overview of the Pages chapter. When viewing through the on-demand interface, you can click on the title of a graph or table to navigate to the corresponding page.

Page Views Trend



Pages by Visits Trend



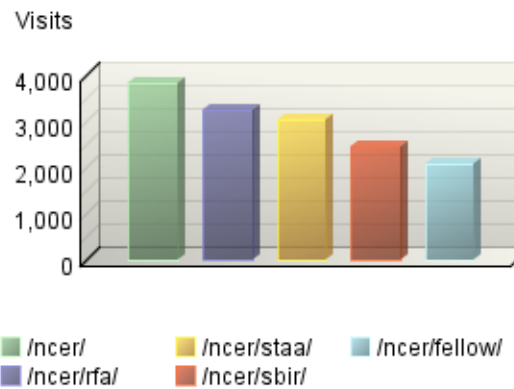
Content Groups by Visits

No data is available for this graph.

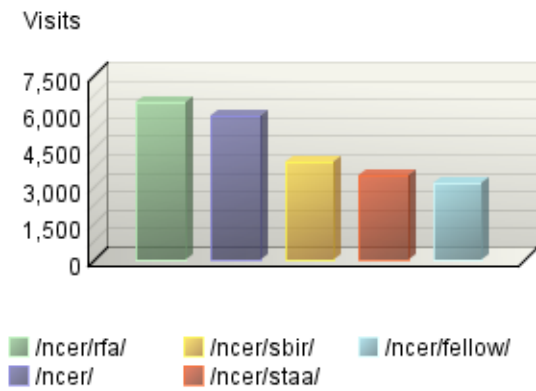
Page View Summary

Page Views	279,305
Average per Day	9,975
Average Page Views per Visit	3.71

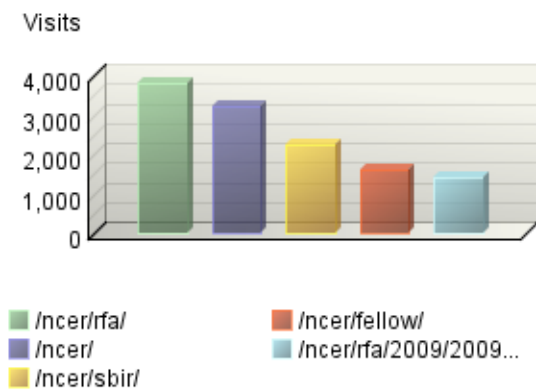
Entry Pages



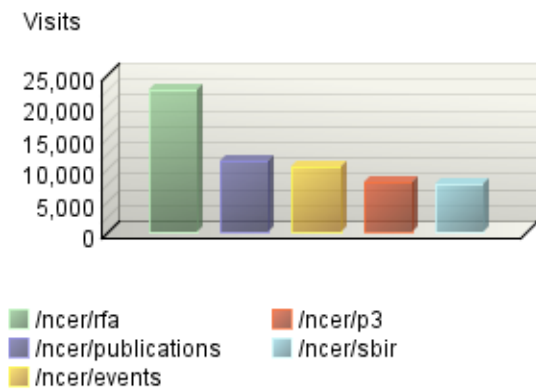
Pages by Visits



Exit Pages



Directories by Visits

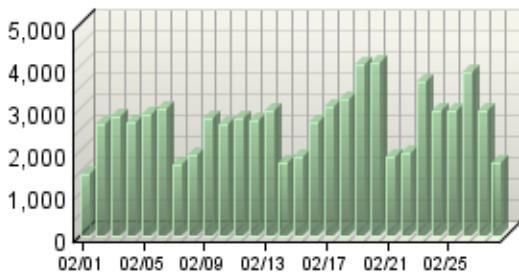


Visitors Dashboard

This displays key graphs and tables that provide an overview of the Visitors chapter. When viewing through the on-demand interface, you can click on the title of a graph or table to navigate to the corresponding page.

Active Visits Trend

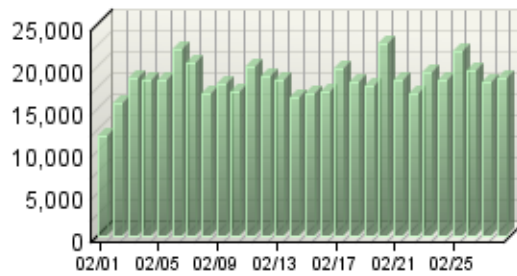
Active Visits



Active Visits

Visitor Minutes Trend

Visitor Minutes



Visitor Minutes

Visitor Summary

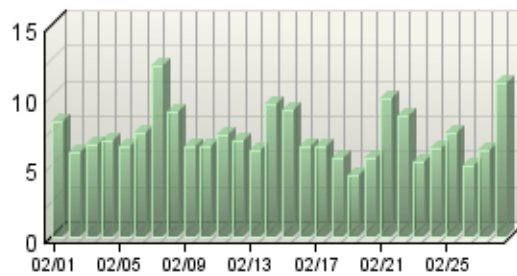
Visitors	48,187
Visitors Who Visited Once	43,307
Visitors Who Visited More Than Once	4,880
Average Visits per Visitor	1.56

Visit Summary

Visits	75,244
Average per Day	2,687
Average Visit Duration	00:21:22
Median Visit Duration	00:02:32
International Visits	26.04%
Visits of Unknown Origin	0.00%
Visits from Your Country: United States (US)	73.96%

Average Length of Visit Trend

Average Visit Duration



Average Visit Duration

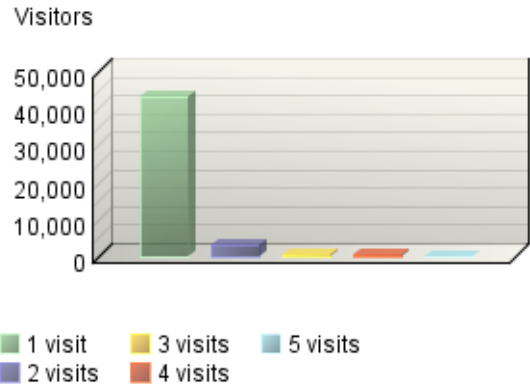
New Visitors Trend



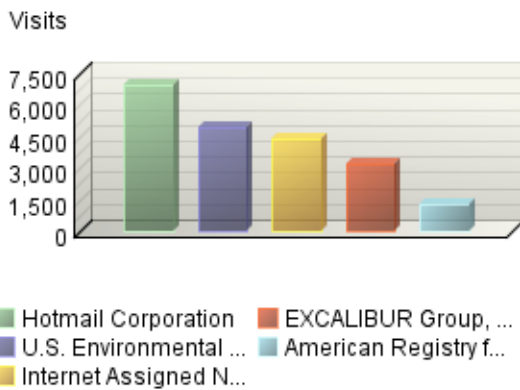
Authenticated Usernames by Visits

No data is available for this graph.

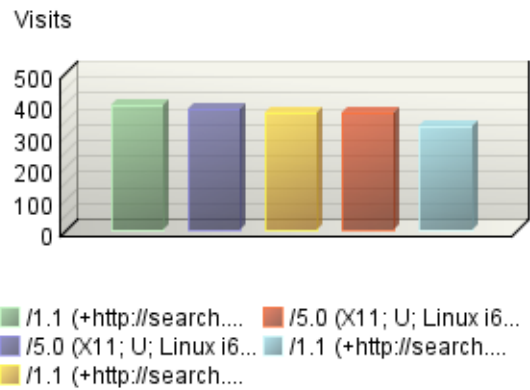
Visitors by Number of Visits



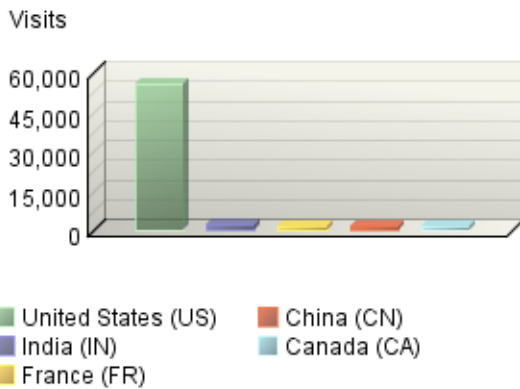
Organizations by Visits



Top Visitors by Visits



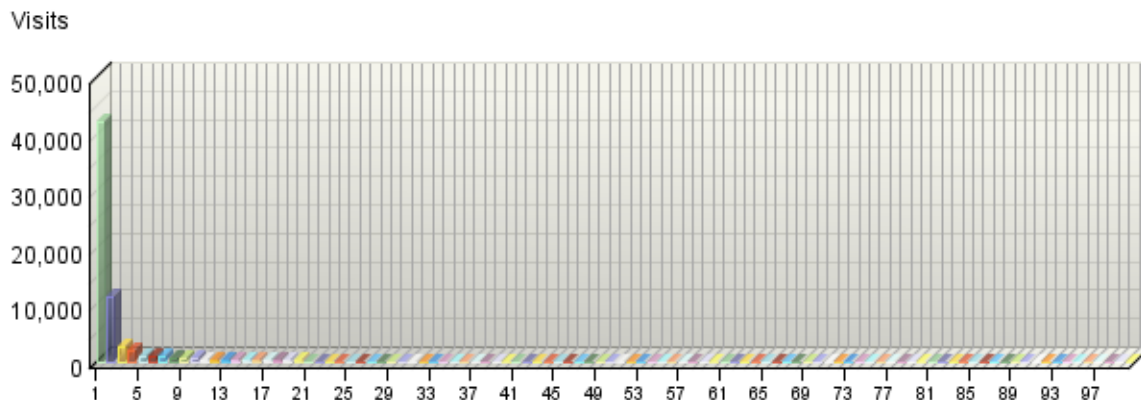
Countries by Visits



Referring Site

This report identifies the domain names and IP addresses that refer visitors to your site. This information will be displayed only if your server is logging this information.

Visits by Referring Site



Referring Site

	Site	Visits	% Visits
1.	Direct Traffic	42,285	56.20%
2.	http://www.google.com/	11,400	15.15%
3.	http://es.epa.gov/	2,829	3.76%
4.	http://www.epa.gov/	1,931	2.57%
5.	http://www.google.co.in/	1,149	1.53%
6.	http://images.google.com/	1,144	1.52%
7.	http://search.yahoo.com/	1,107	1.47%
8.	http://www07.grants.gov/	612	0.81%
9.	http://nlquery.epa.gov/	605	0.80%
10.	http://www.google.co.uk/	509	0.68%
11.	http://cfpub.epa.gov/	419	0.56%
12.	http://www.google.ca/	394	0.52%
13.	http://twitter.com/	301	0.40%
14.	http://search.live.com/	292	0.39%
15.	http://www.health.com/	287	0.38%
16.	http://search.msn.com/	253	0.34%
17.	http://www.zyn.com/	247	0.33%
18.	http://yosemite.epa.gov/	245	0.33%

	Site	Visits	% Visits
19.	http://www.grants.gov/	215	0.29%
20.	http://images.google.co.in/	180	0.24%
21.	http://www.csrees.usda.gov/	164	0.22%
22.	http://www.google.cn/	151	0.20%
23.	http://images.google.co.uk/	147	0.20%
24.	http://www.google.de/	138	0.18%
25.	http://www.ask.com/	135	0.18%
26.	http://www.google.fr/	123	0.16%
27.	http://www.google.com.au/	121	0.16%
28.	http://www.google.com.ph/	112	0.15%
29.	http://usasearch.gov/	112	0.15%
30.	http://www.google.co.kr/	112	0.15%
31.	http://www.weblinkvalidator.com/	110	0.15%
32.	http://www.google.co.th/	96	0.13%
33.	http://www.google.it/	95	0.13%
34.	http://www.google.co.id/	92	0.12%
35.	http://www.business.gov/	83	0.11%
36.	http://www.google.es/	83	0.11%
37.	http://www.sba.gov/	81	0.11%
38.	http://www.google.com.my/	81	0.11%
39.	http://www.sbir.gov/	79	0.10%
40.	http://www.google.co.za/	79	0.10%
41.	http://v26265ncay001.aa.ad.epa.gov/	78	0.10%
42.	http://www.google.com.eg/	76	0.10%
43.	http://images.google.ca/	73	0.10%
44.	http://www.google.com.pk/	71	0.09%
45.	http://www.google.com.sg/	68	0.09%
46.	http://www.google.com.tr/	60	0.08%
47.	http://www.google.co.jp/	58	0.08%
48.	http://www.google.com.br/	55	0.07%
49.	http://www.google.com.mx/	55	0.07%
50.	http://scholarships.fatomei.com/	53	0.07%
51.	http://mail.google.com/	53	0.07%
52.	http://epa.gov/	52	0.07%
53.	http://aolsearch.aol.com/	52	0.07%
54.	http://www.pdf-search-engine.com/	50	0.07%
55.	http://www.altavista.com/	49	0.07%
56.	http://www.google.pl/	49	0.07%
57.	http://www.usgcrp.gov/	46	0.06%
58.	http://www.google.nl/	46	0.06%
59.	http://search.aol.com/	45	0.06%

	Site	Visits	% Visits
60.	http://www.google.ae/	44	0.06%
61.	http://www.google.be/	43	0.06%
62.	http://en.wikipedia.org/	42	0.06%
63.	http://www.google.gr/	40	0.05%
64.	http://fundingopps.cos.com/	38	0.05%
65.	http://www.google.com.tw/	38	0.05%
66.	http://www.google.com.ng/	37	0.05%
67.	http://images.search.yahoo.com/	35	0.05%
68.	http://portal.acs.org/	35	0.05%
69.	http://scholar.google.com/	34	0.05%
70.	http://www.google.ro/	34	0.05%
71.	http://images.google.de/	33	0.04%
72.	http://www.google.ie/	32	0.04%
73.	http://images.google.com.au/	32	0.04%
74.	http://www.google.se/	31	0.04%
75.	http://www.google.co.nz/	31	0.04%
76.	http://www.google.pt/	30	0.04%
77.	http://www.google.ru/	30	0.04%
78.	http://www.acq.osd.mil/	29	0.04%
79.	http://www.google.co.ke/	27	0.04%
80.	http://www.dogpile.com/	27	0.04%
81.	http://www.google.com.vn/	27	0.04%
82.	http://www.google.com.et/	26	0.03%
83.	http://images.google.co.th/	25	0.03%
84.	http://www.nano.gov/	25	0.03%
85.	http://www.powerpoint-search.com/	25	0.03%
86.	http://grantsnet.org/	24	0.03%
87.	http://images.google.fr/	24	0.03%
88.	http://www.google.com.co/	24	0.03%
89.	http://www.nicholas.duke.edu/	24	0.03%
90.	http://www.green-technology.org/	23	0.03%
91.	http://www.lasculturas.com/	23	0.03%
92.	http://vsearch.nlm.nih.gov/	23	0.03%
93.	http://grants.nih.gov/	22	0.03%
94.	http://www.facebook.com/	22	0.03%
95.	http://www.google.ch/	22	0.03%
96.	http://www.fiu.edu/	22	0.03%
97.	http://hk.search.yahoo.com/	21	0.03%
98.	http://www.pathwaystoscience.org/	20	0.03%
99.	http://www.ebook-search-engine.com/	20	0.03%
100.	http://us.mg2.mail.yahoo.com/	20	0.03%

	Site	Visits	% Visits
101.	http://images.google.com/ph/	19	0.03%
102.	http://www.utb.edu/	19	0.03%
103.	http://www.google.com.sa/	19	0.03%
104.	http://www.google.fi/	19	0.03%
105.	http://www.google.com.ua/	19	0.03%
106.	http://www.google.com.ar/	19	0.03%
107.	http://images.google.es/	19	0.03%
108.	http://www.columbia.edu/	18	0.02%
109.	http://in.search.yahoo.com/	18	0.02%
110.	http://www.google.dk/	18	0.02%
111.	http://search.comcast.net/	18	0.02%
112.	http://www.watertechnonline.com/	18	0.02%
113.	http://images.google.co.kr/	17	0.02%
114.	http://www.scirus.com/	17	0.02%
115.	http://www.medesign.org/	17	0.02%
116.	http://images.google.it/	17	0.02%
117.	http://zyn.com/	17	0.02%
118.	http://intranet.epa.gov/	17	0.02%
119.	http://www.google.com.jm/	16	0.02%
120.	http://webmail.aol.com/	16	0.02%
121.	http://www.google.jo/	16	0.02%
122.	http://www.google.com.hk/	16	0.02%
123.	http://www.google.com.gh/	16	0.02%
124.	http://www.laprofession.org/	16	0.02%
125.	http://earth2.epa.gov/	16	0.02%
126.	http://74.125.47.132/	16	0.02%
127.	http://nlintrasearch.epa.gov/	15	0.02%
128.	http://www.weedcenter.org/	15	0.02%
129.	http://www.goodsearch.com/	15	0.02%
130.	http://www.nsf.gov/	15	0.02%
131.	http://www.google.hu/	15	0.02%
132.	http://eelink.net/	15	0.02%
133.	http://images.google.nl/	15	0.02%
134.	http://www.google.com.pr/	15	0.02%
135.	http://www.conservationgrants.com/	14	0.02%
136.	http://www.deq.state.va.us/	14	0.02%
137.	http://www.sra.org/	14	0.02%
138.	http://www.ce.cmu.edu/	14	0.02%
139.	http://www.marinecareers.net/	14	0.02%
140.	http://blogs.asee.org/	14	0.02%
141.	http://www.clu-in.org/	13	0.02%

	Site	Visits	% Visits
142.	http://www.google.cz/	13	0.02%
143.	http://www.webs.uidaho.edu/	13	0.02%
144.	http://search.mywebsearch.com/	13	0.02%
145.	http://us.mg4.mail.yahoo.com/	13	0.02%
146.	http://www.google.co.il/	13	0.02%
147.	http://www.google.hr/	13	0.02%
148.	http://www.lafoundation.org/	12	0.02%
149.	http://yandex.ru/	12	0.02%
150.	http://www.google.co.ve/	12	0.02%
151.	http://il.water.usgs.gov/	12	0.02%
152.	http://www.aiha.org/	12	0.02%
153.	http://blog.epa.gov/	12	0.02%
154.	http://www.finaid.org/	12	0.02%
155.	http://www.google.no/	12	0.02%
156.	http://images.google.com.tr/	12	0.02%
157.	http://search.conduit.com/	12	0.02%
158.	http://74.125.95.132/	12	0.02%
159.	http://www.micromidas.com/	12	0.02%
160.	http://search.hp.my.aol.com/	11	0.01%
161.	http://tw.search.yahoo.com/	11	0.01%
162.	http://aim.search.aol.com/	11	0.01%
163.	http://purl.access.gpo.gov/	11	0.01%
164.	http://www.google.at/	11	0.01%
165.	http://www.google.com.bd/	11	0.01%
166.	http://www.google.cl/	11	0.01%
167.	http://www.ecosystemvaluation.org/	11	0.01%
168.	http://www.ncsu.edu/	11	0.01%
169.	http://www.google.lk/	11	0.01%
170.	http://images.google.be/	11	0.01%
171.	http://images.google.co.za/	11	0.01%
172.	http://images.google.com.tw/	11	0.01%
173.	http://images.google.com.pk/	11	0.01%
174.	http://images.google.ie/	11	0.01%
175.	http://animalscience.ag.utk.edu/	10	0.01%
176.	http://images.google.com.my/	10	0.01%
177.	http://www.environment.yale.edu/	10	0.01%
178.	http://www.eee.columbia.edu/	10	0.01%
179.	http://us.mg1.mail.yahoo.com/	10	0.01%
180.	http://www.environmental.lsu.edu/	10	0.01%
181.	http://www.anomalies.net/	10	0.01%
182.	http://www.oberlin.edu/	10	0.01%

	Site	Visits	% Visits
183.	http://researchfunding.duke.edu/	10	0.01%
184.	http://search.babylon.com/	10	0.01%
185.	http://www.serdp.org/	10	0.01%
186.	http://hps.org/	10	0.01%
187.	http://people.umass.edu/	10	0.01%
188.	http://www.ieee.org/	10	0.01%
189.	http://earth911.com/	9	0.01%
190.	http://us.yhs.search.yahoo.com/	9	0.01%
191.	http://today.appstate.edu/	9	0.01%
192.	http://oedb.org/	9	0.01%
193.	http://www.ansi.org/	9	0.01%
194.	http://search.yahoo.co.jp/	9	0.01%
195.	http://sitemaker.umich.edu/	9	0.01%
196.	http://www.ehponline.org/	9	0.01%
197.	http://isc02.epa.gov/	9	0.01%
198.	http://www.toxicology.org/	9	0.01%
199.	http://www.grants.ebooksgator.com/	9	0.01%
200.	http://sg.search.yahoo.com/	9	0.01%
201.	http://www.google.com.np/	9	0.01%
202.	http://images.google.ro/	9	0.01%
203.	http://graduate.asu.edu/	9	0.01%
204.	http://www.makingthedifference.org/	9	0.01%
205.	http://pangea.stanford.edu/	9	0.01%
206.	http://www.google.com.pe/	9	0.01%
207.	http://my.att.net/	8	0.01%
208.	http://www.google.tt/	8	0.01%
209.	http://www.arb.ca.gov/	8	0.01%
210.	http://www.in.gov/	8	0.01%
211.	http://www.solarlantern.blogspot.com/	8	0.01%
212.	http://staff.lib.msu.edu/	8	0.01%
213.	http://www.arch.virginia.edu/	8	0.01%
214.	http://translate.google.com/	8	0.01%
215.	http://www.associatedcontent.com/	8	0.01%
216.	http://images.google.com.sg/	8	0.01%
217.	http://209.85.229.132/	8	0.01%
218.	http://inbt.jhu.edu/	8	0.01%
219.	http://usgovinfo.about.com/	8	0.01%
220.	http://www.raven1.net/	8	0.01%
221.	http://www.dtsc.ca.gov/	8	0.01%
222.	http://www.envs.emory.edu/	8	0.01%
223.	http://info.envs.lsu.edu/	8	0.01%

	Site	Visits	% Visits
224.	http://www.environmentalfutures.org/	8	0.01%
225.	http://badger.epa.gov/	8	0.01%
226.	http://environment.yale.edu/	8	0.01%
227.	http://images.google.com.mx/	8	0.01%
228.	http://209.85.173.132/	8	0.01%
229.	http://www.sbircolorado.org/	8	0.01%
230.	http://www-as.harvard.edu/	7	0.01%
231.	http://www.google.com.ec/	7	0.01%
232.	http://www.google.co.tz/	7	0.01%
233.	http://scholarship-positions.com/	7	0.01%
234.	http://www.google.com.om/	7	0.01%
235.	http://images.google.pl/	7	0.01%
236.	http://www.google.si/	7	0.01%
237.	http://www.kzoo.edu/	7	0.01%
238.	http://images.google.cn/	7	0.01%
239.	http://depts.washington.edu/	7	0.01%
240.	http://prtl.uhcl.edu/	7	0.01%
241.	http://www.sdp.gov/	7	0.01%
242.	http://www.google.co.ug/	7	0.01%
243.	http://images.google.com.vn/	7	0.01%
244.	http://web.mit.edu/	7	0.01%
245.	http://zebu.uoregon.edu/	7	0.01%
246.	http://toolbar.google.com/	7	0.01%
247.	http://images.google.com.br/	7	0.01%
248.	http://www.earth.columbia.edu/	7	0.01%
249.	http://scholar.google.co.in/	7	0.01%
250.	http://www.eng.utoledo.edu/	7	0.01%
251.	http://www.sustainablefuture.cornell.edu/	7	0.01%
252.	http://environment.as.nyu.edu/	7	0.01%
253.	http://ca.youtube.com/	7	0.01%
254.	http://images.google.ru/	6	0.01%
255.	http://store.liftmaster-remote.com/	6	0.01%
256.	http://scholar.google.co.uk/	6	0.01%
257.	http://www.unh.edu/	6	0.01%
258.	http://www.nanotec.org.uk/	6	0.01%
259.	http://images.google.dk/	6	0.01%
260.	http://www.awg.org/	6	0.01%
261.	http://maps.google.com/	6	0.01%
262.	http://www.metacrawler.com/	6	0.01%
263.	http://images.google.fi/	6	0.01%
264.	http://www.students.gov/	6	0.01%

	Site	Visits	% Visits
265.	http://www.sbir.dsu.edu/	6	0.01%
266.	http://by101w.bay101.mail.live.com/	6	0.01%
267.	http://search.sweetim.com/	6	0.01%
268.	http://www.centerfortropicalectology.org/	6	0.01%
269.	http://www.answers.com/	6	0.01%
270.	http://images.google.ae/	6	0.01%
271.	http://www.google.co.ma/	6	0.01%
272.	http://www.google.sk/	6	0.01%
273.	http://images.google.co.nz/	6	0.01%
274.	http://www.google.com.qa/	6	0.01%
275.	http://translate.google.cn/	6	0.01%
276.	http://www.csupomona.edu/	6	0.01%
277.	http://www.bama.ua.edu/	6	0.01%
278.	http://search.cnn.com/	6	0.01%
279.	http://wheels.blogs.nytimes.com/	6	0.01%
280.	http://www.diana-teknologia.com [xerka@diana-tek.com]/	6	0.01%
281.	www.branddimensions.com/	6	0.01%
282.	http://images.google.co.id/	6	0.01%
283.	http://snre.ufl.edu/	6	0.01%
284.	http://opd.tamu.edu/	6	0.01%
285.	http://images.google.at/	6	0.01%
286.	http://images.google.com.hk/	6	0.01%
287.	http://us.mg3.mail.yahoo.com/	6	0.01%
288.	http://www.smallbiz-enviroweb.org/	6	0.01%
289.	http://74.125.77.132/	5	0.01%
290.	http://un.yhs.search.yahoo.com/	5	0.01%
291.	http://images.google.se/	5	0.01%
292.	http://images.google.com.pr/	5	0.01%
293.	http://www.env-econ.net/	5	0.01%
294.	http://www.google.bg/	5	0.01%
295.	http://134.67.99.14/	5	0.01%
296.	http://www.cis.tennessee.edu/	5	0.01%
297.	http://www.uml.edu/	5	0.01%
298.	http://web.ead.anl.gov/	5	0.01%
299.	http://www.theleadershipalliance.org/	5	0.01%
300.	http://us.mc01g.mail.yahoo.com/	5	0.01%
301.	http://us.search.yahoo.com/	5	0.01%
302.	http://www.bren.ucsb.edu/	5	0.01%
303.	http://translate.google.co.th/	5	0.01%
304.	http://www.google.co.zw/	5	0.01%

	Site	Visits	% Visits
305.	http://www.google syndicated search.com/	5	0.01%
306.	http://www.google.lv/	5	0.01%
307.	http://www.ocean.udel.edu/	5	0.01%
308.	http://webdb.dmhc.moph.go.th/	5	0.01%
309.	http://nano.cancer.gov/	5	0.01%
310.	http://images.google.com.eg/	5	0.01%
311.	http://louisville.edu/	5	0.01%
312.	http://web.search.yahoo.com/	5	0.01%
313.	http://aolsearch.aol.co.uk/	5	0.01%
314.	http://www.noprescriptiondrugstore.com/	5	0.01%
315.	http://images.google.pt/	5	0.01%
316.	http://microbiology.mit.edu/	5	0.01%
317.	http://74.6.239.67/	5	0.01%
318.	http://co102w.col102.mail.live.com/	5	0.01%
319.	http://www.google.com.bn/	5	0.01%
320.	http://www.archinect.com/	5	0.01%
321.	http://search.bearshare.com/	5	0.01%
322.	http://www.scseagrant.org/	5	0.01%
323.	http://cfepa.saic.com/	5	0.01%
324.	http://www.umaine.edu/	5	0.01%
325.	http://search.netscape.com/	5	0.01%
326.	http://www.cienciapr.org/	5	0.01%
327.	http://search.rr.com/	5	0.01%
328.	http://www.querycat.com/	5	0.01%
329.	http://www.denison.edu/	5	0.01%
330.	http://www.conjointanalysis.net/	5	0.01%
331.	http://images.google.com.pe/	5	0.01%
332.	http://chronicle.com/	5	0.01%
333.	http://www.google.com.fj/	5	0.01%
334.	http://webmail.att.net/	5	0.01%
335.	http://ugradresearch.uconn.edu/	5	0.01%
336.	http://www.grantsearchcenter.com/	5	0.01%
337.	http://search.alot.com/	4	0.01%
338.	http://au.mg2.mail.yahoo.com/	4	0.01%
339.	http://es.search.yahoo.com/	4	0.01%
340.	http://www.osha.gov/	4	0.01%
341.	http://twitturls.com/	4	0.01%
342.	http://www.optimum.net/	4	0.01%
343.	http://cohesion.rice.edu/	4	0.01%
344.	http://images.google.com.jm/	4	0.01%
345.	http://dir.yahoo.com/	4	0.01%

	Site	Visits	% Visits
346.	http://images.google.com.co/	4	0.01%
347.	http://www.rain-barrel.net/	4	0.01%
348.	http://www.cop.noaa.gov/	4	0.01%
349.	http://wrrc.p2pays.org/	4	0.01%
350.	http://unjobs.org/	4	0.01%
351.	http://www.fedcenter.gov/	4	0.01%
352.	http://scholar.google.co.jp/	4	0.01%
353.	http://uk.ask.com/	4	0.01%
354.	http://ww23.rr.com/	4	0.01%
355.	http://gradprog.mlml.calstate.edu/	4	0.01%
356.	http://chargermail.uah.edu/	4	0.01%
357.	http://www.infoed.org/	4	0.01%
358.	http://72.14.235.132/	4	0.01%
359.	http://www.eeb.lsa.umich.edu/	4	0.01%
360.	http://www.williamandrew.com/	4	0.01%
361.	http://p3expo.beyondbenign.org/	4	0.01%
362.	http://grad.uprm.edu/	4	0.01%
363.	http://www.oceancareers.com/	4	0.01%
364.	http://www.google.lt/	4	0.01%
365.	http://fellowships.aaas.org/	4	0.01%
366.	http://images.google.co.jp/	4	0.01%
367.	http://www.cceia.org/	4	0.01%
368.	http://www.sfsu.edu/	4	0.01%
369.	http://www.darpa.mil/	4	0.01%
370.	http://images.google.hr/	4	0.01%
371.	http://www.solarturbinegroup.org/	4	0.01%
372.	http://muazhadi.blogspot.com/	4	0.01%
373.	http://www.pdfgeni.com/	4	0.01%
374.	http://www.gradschool.cornell.edu/	4	0.01%
375.	http://www.eri.nau.edu/	4	0.01%
376.	http://images.google.ch/	4	0.01%
377.	http://www.aaaai.org/	4	0.01%
378.	http://search.earthlink.net/	4	0.01%
379.	http://www.nae.edu/	4	0.01%
380.	http://research.ufl.edu/	4	0.01%
381.	http://www.deq.virginia.gov/	4	0.01%
382.	http://us.mc342.mail.yahoo.com/	4	0.01%
383.	http://www.google.com.do/	4	0.01%
384.	http://cns.utexas.edu/	4	0.01%
385.	http://www.snre.umich.edu/	4	0.01%
386.	http://ca.search.yahoo.com/	4	0.01%

	Site	Visits	% Visits
387.	http://www.google.co.cr/	4	0.01%
388.	http://www.cudenver.edu/	4	0.01%
389.	http://www.public-health.uiowa.edu/	4	0.01%
390.	http://sitepilot03.firmseek.com/	4	0.01%
391.	http://www.landislab.ent.msu.edu/	4	0.01%
392.	http://rtfusion.rtp.epa.gov/	4	0.01%
393.	http://enviro.berkeley.edu/	4	0.01%
394.	http://co111w.col111.mail.live.com/	4	0.01%
395.	http://www.eps.harvard.edu/	4	0.01%
396.	http://sra.org/	4	0.01%
397.	http://researchguides.library.wisc.edu/	4	0.01%
398.	http://www.business.com/	4	0.01%
399.	http://wwwappskc.lonestar.edu:8080/	4	0.01%
400.	http://sciencepolicy.colorado.edu/	4	0.01%
Subtotal for rows: 1 - 400		73,288	97.40%
Other		1,956	2.60%
Total		75,244	100.00%

items 1-400 of 1000

Referring Site - Help Card



Column Definitions

Referring Sites

A web site that refers a visitor to your site by linking to it.

Site

The specific referring site being analyzed.

Visits

Number of times the specified site referred visitors to your site.

%

Percentage of referrals that came from the specified site.

Direct Traffic

Represents to the web site with no referrer as one of the following: 1) the visitor typed the domain name directly into their browser, 2) the visitor bookmarked the site, 3) the visitor clicked on an email, shortcut, or other direct link, 4) Firewalls and/or proxies stripped out the referrer and replaced it with a dash "-".

Note: If "Direct Traffic" is 100% of all your traffic, then you are probably not logging the "referrer" field in your log files. Please see your manual or the WebTrends Knowledgebase to enable extended logging on your web servers.

Hidden-Referrer

A value indicating that Internet security software such as Zone Alarm Pro, Symantec's Norton Internet Security, or a proxy server modified a web request to mask the referring URL.



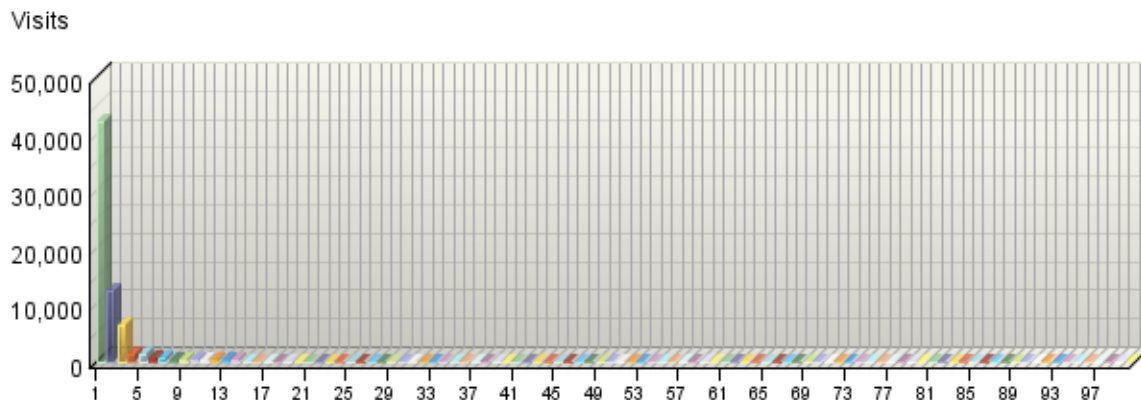
Report Descriptions

You can use this page to determine which sites are referring the most visitors to your site. This can help when considering the most effective ways and places to attract visitors.

Referring Domain

This report identifies the top-level domains that refer visitors to your site. This information will be displayed only if your server is logging this information.

Visits by Referring Domain



Referring Domain

	Domain	Visits	% Visits
1.	Direct Traffic	42,285	56.20%
2.	google.com	12,655	16.82%
3.	epa.gov	6,258	8.32%
4.	yahoo.com	1,461	1.94%
5.	google.co.in	1,336	1.78%
6.	grants.gov	827	1.10%
7.	google.co.uk	662	0.88%
8.	google.ca	470	0.62%
9.	live.com	369	0.49%
10.	twitter.com	302	0.40%
11.	health.com	289	0.38%
12.	zyn.com	264	0.35%
13.	msn.com	256	0.34%
14.	google.de	175	0.23%
15.	usda.gov	165	0.22%
16.	google.cn	165	0.22%
17.	google.com.au	153	0.20%
18.	google.fr	149	0.20%

	Domain	Visits	% Visits
19.	ask.com	147	0.20%
20.	aol.com	143	0.19%
21.	google.com.ph	131	0.17%
22.	google.co.kr	130	0.17%
23.	google.co.th	126	0.17%
24.	usasearch.gov	114	0.15%
25.	google.it	114	0.15%
26.	weblinkvalidator.com	110	0.15%
27.	google.es	105	0.14%
28.	google.co.id	101	0.13%
29.	google.com.my	91	0.12%
30.	google.co.za	90	0.12%
31.	business.gov	83	0.11%
32.	google.com.pk	82	0.11%
33.	google.com.eg	82	0.11%
34.	sba.gov	81	0.11%
35.	sbir.gov	79	0.10%
36.	google.com.sg	76	0.10%
37.	google.com.tr	76	0.10%
38.	google.co.jp	68	0.09%
39.	google.com.mx	67	0.09%
40.	google.com.br	66	0.09%
41.	google.nl	61	0.08%
42.	google.pl	57	0.08%
43.	nih.gov	56	0.07%
44.	google.be	54	0.07%
45.	fatomei.com	53	0.07%
46.	google.ae	51	0.07%
47.	altavista.com	51	0.07%
48.	google.com.tw	51	0.07%
49.	pdf-search-engine.com	50	0.07%
50.	usgcrp.gov	46	0.06%
51.	google.gr	44	0.06%
52.	wikipedia.org	43	0.06%
53.	google.ie	43	0.06%
54.	google.ro	43	0.06%
55.	duke.edu	40	0.05%
56.	columbia.edu	39	0.05%
57.	google.ru	39	0.05%
58.	cos.com	38	0.05%
59.	google.com.ng	38	0.05%

	Domain	Visits	% Visits
60.	acs.org	37	0.05%
61.	google.se	37	0.05%
62.	google.co.nz	37	0.05%
63.	google.pt	36	0.05%
64.	comcast.net	35	0.05%
65.	google.com.vn	34	0.05%
66.	osd.mil	29	0.04%
67.	google.com.co	29	0.04%
68.	google.co.ke	28	0.04%
69.	dogpile.com	27	0.04%
70.	google.com.et	26	0.03%
71.	ufl.edu	26	0.03%
72.	google.ch	26	0.03%
73.	nano.gov	25	0.03%
74.	google.fi	25	0.03%
75.	ca.gov	25	0.03%
76.	powerpoint-search.com	25	0.03%
77.	grantsnet.org	24	0.03%
78.	google.dk	24	0.03%
79.	blogspot.com	23	0.03%
80.	lasculturas.com	23	0.03%
81.	fiu.edu	23	0.03%
82.	green-technology.org	23	0.03%
83.	google.com.hk	23	0.03%
84.	harvard.edu	22	0.03%
85.	lsu.edu	22	0.03%
86.	google.com.ar	22	0.03%
87.	facebook.com	22	0.03%
88.	umich.edu	21	0.03%
89.	yale.edu	21	0.03%
90.	google.com.sa	21	0.03%
91.	pathwaystoscience.org	20	0.03%
92.	google.com.pr	20	0.03%
93.	google.com.jm	20	0.03%
94.	google.com.ua	20	0.03%
95.	ebook-search-engine.com	20	0.03%
96.	google.hu	19	0.03%
97.	utb.edu	19	0.03%
98.	msu.edu	19	0.03%
99.	cmu.edu	19	0.03%
100.	watertechonline.com	18	0.02%

	Domain	Visits	% Visits
101.	mit.edu	18	0.02%
102.	sra.org	18	0.02%
103.	scirus.com	18	0.02%
104.	google.hr	17	0.02%
105.	google.at	17	0.02%
106.	google.jo	17	0.02%
107.	google.cz	17	0.02%
108.	weedcenter.org	17	0.02%
109.	laprofession.org	17	0.02%
110.	medesign.org	17	0.02%
111.	att.net	16	0.02%
112.	74.125.47.132	16	0.02%
113.	stanford.edu	16	0.02%
114.	google.co.ve	16	0.02%
115.	google.com.gh	16	0.02%
116.	nsf.gov	16	0.02%
117.	berkeley.edu	16	0.02%
118.	google.no	15	0.02%
119.	eelink.net	15	0.02%
120.	usgs.gov	15	0.02%
121.	goodsearch.com	15	0.02%
122.	google.co.il	15	0.02%
123.	asee.org	14	0.02%
124.	google.com.pe	14	0.02%
125.	conservationgrants.com	14	0.02%
126.	ucsc.edu	14	0.02%
127.	marinecareers.net	14	0.02%
128.	state.va.us	14	0.02%
129.	ncsu.edu	13	0.02%
130.	uidaho.edu	13	0.02%
131.	mywebsearch.com	13	0.02%
132.	clu-in.org	13	0.02%
133.	nyu.edu	13	0.02%
134.	google.com.bd	13	0.02%
135.	google.cl	13	0.02%
136.	google.lk	13	0.02%
137.	ebooksgator.com	13	0.02%
138.	washington.edu	13	0.02%
139.	utk.edu	13	0.02%
140.	conduit.com	12	0.02%
141.	lafoundation.org	12	0.02%

	Domain	Visits	% Visits
142.	74.125.95.132	12	0.02%
143.	cornell.edu	12	0.02%
144.	finaid.org	12	0.02%
145.	micromidas.com	12	0.02%
146.	gpo.gov	12	0.02%
147.	yandex.ru	12	0.02%
148.	http	12	0.02%
149.	asu.edu	12	0.02%
150.	utexas.edu	12	0.02%
151.	aiha.org	12	0.02%
152.	emory.edu	12	0.02%
153.	umass.edu	12	0.02%
154.	about.com	11	0.01%
155.	jhu.edu	11	0.01%
156.	ucdavis.edu	11	0.01%
157.	ecosystemvaluation.org	11	0.01%
158.	tamu.edu	11	0.01%
159.	ieee.org	11	0.01%
160.	verizon.net	10	0.01%
161.	serdp.org	10	0.01%
162.	babylon.com	10	0.01%
163.	hps.org	10	0.01%
164.	rice.edu	10	0.01%
165.	oberlin.edu	10	0.01%
166.	google.com.np	10	0.01%
167.	anomalies.net	10	0.01%
168.	ua.edu	9	0.01%
169.	google.sk	9	0.01%
170.	makingthedifference.org	9	0.01%
171.	oedb.org	9	0.01%
172.	yahoo.co.jp	9	0.01%
173.	appstate.edu	9	0.01%
174.	rr.com	9	0.01%
175.	iastate.edu	9	0.01%
176.	ehponline.org	9	0.01%
177.	ansi.org	9	0.01%
178.	colorado.edu	9	0.01%
179.	earth911.com	9	0.01%
180.	fsu.edu	9	0.01%
181.	toxicology.org	9	0.01%
182.	environmentalfutures.org	8	0.01%

	Domain	Visits	% Visits
183.	sbircolorado.org	8	0.01%
184.	associatedcontent.com	8	0.01%
185.	google.tt	8	0.01%
186.	anl.gov	8	0.01%
187.	google.si	8	0.01%
188.	google.bg	8	0.01%
189.	unh.edu	8	0.01%
190.	hawaii.edu	8	0.01%
191.	umd.edu	8	0.01%
192.	aol.co.uk	8	0.01%
193.	raven1.net	8	0.01%
194.	virginia.edu	8	0.01%
195.	wellsphere.com	8	0.01%
196.	wisc.edu	8	0.01%
197.	209.85.173.132	8	0.01%
198.	209.85.229.132	8	0.01%
199.	ucsb.edu	8	0.01%
200.	in.gov	8	0.01%
201.	nasa.gov	7	0.01%
202.	psu.edu	7	0.01%
203.	uhcl.edu	7	0.01%
204.	nytimes.com	7	0.01%
205.	uoregon.edu	7	0.01%
206.	google.co.cr	7	0.01%
207.	netscape.com	7	0.01%
208.	louisville.edu	7	0.01%
209.	sdp.gov	7	0.01%
210.	google.co.ug	7	0.01%
211.	google.lv	7	0.01%
212.	google.com.qa	7	0.01%
213.	scholarship-positions.com	7	0.01%
214.	youtube.com	7	0.01%
215.	utoledo.edu	7	0.01%
216.	students.gov	7	0.01%
217.	google.com.om	7	0.01%
218.	google.com.ec	7	0.01%
219.	uconn.edu	7	0.01%
220.	earthlink.net	7	0.01%
221.	kzoo.edu	7	0.01%
222.	google.co.tz	7	0.01%
223.	lonestar.edu	7	0.01%

	Domain	Visits	% Visits
224.	saic.com	6	0.01%
225.	cnn.com	6	0.01%
226.	uiowa.edu	6	0.01%
227.	smallbiz-enviroweb.org	6	0.01%
228.	tufts.edu	6	0.01%
229.	udel.edu	6	0.01%
230.	com [xerka@diana-tek.com]	6	0.01%
231.	google.co.ma	6	0.01%
232.	umaine.edu	6	0.01%
233.	sweetim.com	6	0.01%
234.	theleadershipalliance.org	6	0.01%
235.	centerfortropicalecology.org	6	0.01%
236.	csupomona.edu	6	0.01%
237.	brandimensions.com	6	0.01%
238.	liftmaster-remote.com	6	0.01%
239.	google.ee	6	0.01%
240.	noaa.gov	6	0.01%
241.	uh.edu	6	0.01%
242.	nanotec.org.uk	6	0.01%
243.	dsu.edu	6	0.01%
244.	answers.com	6	0.01%
245.	beyondbenign.org	6	0.01%
246.	google.com.kw	6	0.01%
247.	nau.edu	6	0.01%
248.	awg.org	6	0.01%
249.	metacrawler.com	6	0.01%
250.	optimum.net	6	0.01%
251.	oregonstate.edu	6	0.01%
252.	googlesyndicatedsearch.com	5	0.01%
253.	conjointanalysis.net	5	0.01%
254.	noprescriptiondrugstore.com	5	0.01%
255.	cancer.gov	5	0.01%
256.	74.6.239.67	5	0.01%
257.	p2pays.org	5	0.01%
258.	tennessee.edu	5	0.01%
259.	archinect.com	5	0.01%
260.	querycat.com	5	0.01%
261.	env-econ.net	5	0.01%
262.	gwu.edu	5	0.01%
263.	usc.edu	5	0.01%
264.	uml.edu	5	0.01%

	Domain	Visits	% Visits
265.	cienciapr.org	5	0.01%
266.	csumb.edu	5	0.01%
267.	charter.net	5	0.01%
268.	denison.edu	5	0.01%
269.	google.com.bn	5	0.01%
270.	bearshare.com	5	0.01%
271.	montana.edu	5	0.01%
272.	google.com.fj	5	0.01%
273.	scseagrant.org	5	0.01%
274.	nanoparticles.org	5	0.01%
275.	74.125.77.132	5	0.01%
276.	rutgers.edu	5	0.01%
277.	grantsearchcenter.com	5	0.01%
278.	chronicle.com	5	0.01%
279.	134.67.99.14	5	0.01%
280.	vims.edu	5	0.01%
281.	umn.edu	5	0.01%
282.	google.co.zw	5	0.01%
283.	moph.go.th	5	0.01%
284.	google.mu	5	0.01%
285.	utah.edu	5	0.01%
286.	hotbot.com	4	0.01%
287.	myfwc.com	4	0.01%
288.	pdfgeni.com	4	0.01%
289.	savstate.edu	4	0.01%
290.	uga.edu	4	0.01%
291.	gsu.edu	4	0.01%
292.	cudenver.edu	4	0.01%
293.	osha.gov	4	0.01%
294.	adobe.com	4	0.01%
295.	centuriontechnology.com	4	0.01%
296.	sc.edu	4	0.01%
297.	purdue.edu	4	0.01%
298.	business.com	4	0.01%
299.	whoi.edu	4	0.01%
300.	princeton.edu	4	0.01%
301.	wbdg.org	4	0.01%
302.	towson.edu	4	0.01%
303.	gmu.edu	4	0.01%
304.	unc.edu	4	0.01%
305.	72.14.235.132	4	0.01%

	Domain	Visits	% Visits
306.	devilfinder.com	4	0.01%
307.	virginia.gov	4	0.01%
308.	delicious.com	4	0.01%
309.	cuny.edu	4	0.01%
310.	google.com.bh	4	0.01%
311.	google.lt	4	0.01%
312.	uwm.edu	4	0.01%
313.	rediff.com	4	0.01%
314.	secureserver.net	4	0.01%
315.	alot.com	4	0.01%
316.	osu.edu	4	0.01%
317.	firmseek.com	4	0.01%
318.	twitturls.com	4	0.01%
319.	energyedcouncil.org	4	0.01%
320.	unjobs.org	4	0.01%
321.	rain-barrel.net	4	0.01%
322.	northwestern.edu	4	0.01%
323.	uah.edu	4	0.01%
324.	fedcenter.gov	4	0.01%
325.	infoed.org	4	0.01%
326.	lehigh.edu	4	0.01%
327.	cox.net	4	0.01%
328.	cceia.org	4	0.01%
329.	pbl.nl	4	0.01%
330.	pennnet.com	4	0.01%
331.	jmu.edu	4	0.01%
332.	aaas.org	4	0.01%
333.	arizona.edu	4	0.01%
334.	sfsu.edu	4	0.01%
335.	state.mn.us	4	0.01%
336.	darpa.mil	4	0.01%
337.	solar turbinegroup.org	4	0.01%
338.	calstate.edu	4	0.01%
339.	uvm.edu	4	0.01%
340.	aaaai.org	4	0.01%
341.	myamericanbenefitsplan.com	4	0.01%
342.	google.com.do	4	0.01%
343.	calstatela.edu	4	0.01%
344.	umb.edu	4	0.01%
345.	gogetpapers.com	4	0.01%
346.	williamandrew.com	4	0.01%

	Domain	Visits	% Visits
347.	uprm.edu	4	0.01%
348.	nae.edu	4	0.01%
349.	ocean Careers.com	4	0.01%
350.	imesh.com	3	0.00%
351.	google.ge	3	0.00%
352.	selenium-waste.com	3	0.00%
353.	clusty.com	3	0.00%
354.	wa.gov	3	0.00%
355.	spe.org	3	0.00%
356.	myspace.com	3	0.00%
357.	nicenet.org	3	0.00%
358.	netzero.net	3	0.00%
359.	picsearch.com	3	0.00%
360.	74.125.113.132	3	0.00%
361.	america.gov	3	0.00%
362.	todo-masters.com	3	0.00%
363.	cs.com	3	0.00%
364.	uno.edu	3	0.00%
365.	alltheweb.com	3	0.00%
366.	unl.edu	3	0.00%
367.	linkedin.com	3	0.00%
368.	google.com.bo	3	0.00%
369.	uncw.edu	3	0.00%
370.	appliedphytoGenetics.com	3	0.00%
371.	uci.edu	3	0.00%
372.	iit.edu	3	0.00%
373.	htdc.org	3	0.00%
374.	gcms.de	3	0.00%
375.	unlv.edu	3	0.00%
376.	kentlaw.edu	3	0.00%
377.	google.com.ly	3	0.00%
378.	tnTech.edu	3	0.00%
379.	humboldt.edu	3	0.00%
380.	armysbir.com	3	0.00%
381.	clemson.edu	3	0.00%
382.	mse.ac.in	3	0.00%
383.	pch.com	3	0.00%
384.	scholarshipsinindia.com	3	0.00%
385.	sbtDC.org	3	0.00%
386.	unom.ac.in	3	0.00%
387.	ttu.edu	3	0.00%

	Domain	Visits	% Visits
388.	k-state.edu	3	0.00%
389.	google.com.bz	3	0.00%
390.	orau.gov	3	0.00%
391.	sharepoint	3	0.00%
392.	google.dz	3	0.00%
393.	csus.edu	3	0.00%
394.	alexa.com	3	0.00%
395.	smallbusiness.com	3	0.00%
396.	trade.gov	3	0.00%
397.	lclark.edu	3	0.00%
398.	library.yorku.ca	3	0.00%
399.	grantmembersite.com	3	0.00%
400.	uwyo.edu	3	0.00%
Subtotal for rows: 1 - 400		74,402	98.88%
Other		842	1.12%
Total		75,244	100.00%

items 1-400 of 1000

Referring Domain - Help Card



Column Definitions

Referring Domain

A web site that refers a visitor to your site by linking to it.

Domain

Top-level domains to which belong the web sites which refer visitors to your site by linking to it.

Visits

Number of times the specified domain referred visitors to your site.

%

Percentage of referrals that came from the specified domain.

Direct Traffic

Represents to the web site with no referrer as one of the following: 1) the visitor typed the domain name directly into their browser, 2) the visitor bookmarked the site, 3) the visitor clicked on an email, shortcut, or other direct link, 4) Firewalls and/or proxies stripped out the referrer and replaced it with a dash "-".

Note: If "Direct Traffic" is 100% of all your traffic, then you are probably not logging the "referrer" field in your log files. Please see your manual or the WebTrends Knowledgebase to enable extended logging on your web servers.

Hidden-Referrer

A value indicating that Internet security software such as Zone Alarm Pro, Symantec's Norton Internet Security, or a proxy server modified a web request to mask the referring URL.



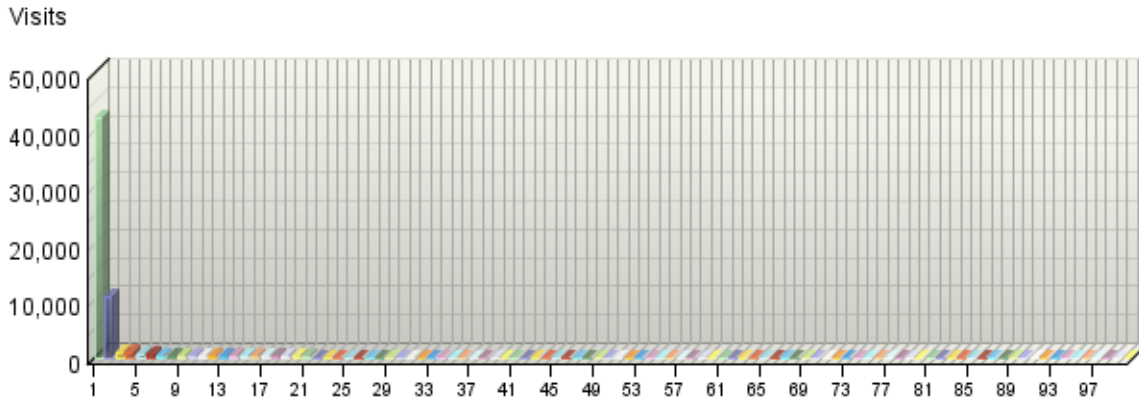
Report Descriptions

You can use this page to determine which domains are referring the most visitors to your site. This can help when considering the most effective ways and places to attract visitors.

Referring Page

This report provides the pages from the sites with links to your site. This information will only be displayed if your server is logging the referrer information.

Visits by Referring Page



Referring Page

	Page	Visits	% Visits
1.	Direct Traffic	42,285	56.20%
2.	http://www.google.com/search	10,779	14.33%
3.	http://images.google.com/imgres	1,144	1.52%
4.	http://www.google.co.in/search	1,128	1.50%
5.	http://search.yahoo.com/search	741	0.98%
6.	http://nlquery.epa.gov/epasearch/epasearch	605	0.80%
7.	http://www.google.co.uk/search	501	0.67%
8.	http://www.google.ca/search	390	0.52%
9.	http://es.epa.gov/ncer/	336	0.45%
10.	http://www.epa.gov/epahome/scitech.htm	324	0.43%
11.	http://twitter.com/usepancer/	281	0.37%
12.	http://es.epa.gov/	273	0.36%
13.	http://search.live.com/results.aspx	262	0.35%
14.	http://www.google.com/imgres	246	0.33%
15.	http://search.msn.com/results.aspx	233	0.31%
16.	http://www.health.com/health/condition-article/0,,20248052,00.html	216	0.29%
17.	http://www.epa.gov/ord/htm/jobs_ord.htm	207	0.28%
18.	http://www07.grants.gov/search/search.do	198	0.26%

	Page	Visits	% Visits
19.	http://www.zyn.com/sbir/scomp.htm	189	0.25%
20.	http://images.google.co.in/imgres	180	0.24%
21.	http://www.epa.gov/careers/stuopp.html	179	0.24%
22.	http://www.google.cn/search	150	0.20%
23.	http://images.google.co.uk/imgres	147	0.20%
24.	http://www.google.de/search	137	0.18%
25.	http://es.epa.gov/ncer/fellow/forum/pubs_96.html	132	0.18%
26.	http://www.google.fr/search	123	0.16%
27.	http://es.epa.gov/ncer/childrenscenters/autism.html	115	0.15%
28.	http://www.google.com.au/search	114	0.15%
29.	http://usasearch.gov/search	112	0.15%
30.	http://www.google.com/	112	0.15%
31.	http://www.google.com.ph/search	110	0.15%
32.	http://www.weblinkvalidator.com/	110	0.15%
33.	http://www.google.co.kr/search	109	0.14%
34.	http://www.epa.gov/ord/htm/grantopportunity.htm	99	0.13%
35.	http://yosemite.epa.gov/opa/admpress.nsf/bd4379a92cec-eeac8525735900400c27/bb73f0ff51dc243a85257563005ef672!OpenDocument	96	0.13%
36.	http://www.google.co.th/search	96	0.13%
37.	http://www.google.it/search	95	0.13%
38.	http://es.epa.gov/ncer/childrenscenters/pesticides.html	93	0.12%
39.	http://www.google.co.id/search	92	0.12%
40.	http://es.epa.gov/ncer/p3/	91	0.12%
41.	http://www.csrees.usda.gov/fo/enhancingeco-systemservicesafri.cfm	89	0.12%
42.	http://www.ask.com/bar	85	0.11%
43.	http://www.google.es/search	82	0.11%
44.	http://www.google.com.my/search	81	0.11%
45.	http://www.google.co.za/search	79	0.10%
46.	http://www.sba.gov/cgi-bin/byebye.pl	77	0.10%
47.	http://www.google.com.eg/search	76	0.10%
48.	http://images.google.ca/imgres	73	0.10%
49.	http://www.google.com/custom	71	0.09%
50.	http://www.sbir.gov/federal_links.htm	69	0.09%
51.	http://www.epa.gov/ord/htm/grantopportunity-fellow.htm	69	0.09%
52.	http://www.google.com.sg/search	68	0.09%
53.	http://www.google.com.pk/search	68	0.09%
54.	http://es.epa.gov/ncer/sbir/	67	0.09%
55.	http://es.epa.gov/ncer/rfa/	66	0.09%

	Page	Visits	% Visits
56.	http://www.health.com/health/condition-article/0,,20242656,00.html	65	0.09%
57.	http://www.google.com.tr/search	60	0.08%
58.	http://v26265ncay001.aa.ad.epa.gov/opencms/opencms/system/modules/com.cgi.ordatwork/pages/ORDToday.jsp	58	0.08%
59.	http://www.epa.gov/smallbusiness/geninfo.htm	58	0.08%
60.	http://www.epa.gov/ord/htm/orgchart.htm	56	0.07%
61.	http://www.google.co.jp/search	55	0.07%
62.	http://www.google.com.mx/search	54	0.07%
63.	http://www.google.com.br/search	54	0.07%
64.	http://scholarships.fatomei.com/biology.html	53	0.07%
65.	http://aolsearch.aol.com/aol/search	51	0.07%
66.	http://mail.google.com/mail/	51	0.07%
67.	http://www07.grants.gov/search/search.do;jsessionid=sYVzJ4ZbpJsy5JdmWg2Rhr15LWxP6NnwrvY24pnZc3I3pxdnlJv!198294224	50	0.07%
68.	http://www.ask.com/web	50	0.07%
69.	http://www.business.gov/expand/green-business/product-development/innovation.html	49	0.07%
70.	http://www.epa.gov/epahome/business.htm	49	0.07%
71.	http://www.google.pl/search	49	0.07%
72.	http://www.zyn.com/sbir/	47	0.06%
73.	http://www.google.nl/search	46	0.06%
74.	http://www.usgcrp.gov/usgcrp/ProgramElements/proposals/default.htm	46	0.06%
75.	http://www.epa.gov/ord/sciencenews/scinews_biodiversity.htm	45	0.06%
76.	http://www.google.ae/search	44	0.06%
77.	http://www.epa.gov/p3/	44	0.06%
78.	http://search.aol.com/aol/search	44	0.06%
79.	http://www.epa.gov/ord/	43	0.06%
80.	http://www.google.com/hws/search	43	0.06%
81.	http://es.epa.gov/ncer/childrenscenters/davis.html	42	0.06%
82.	http://www.google.be/search	41	0.05%
83.	http://www.epa.gov/ohr/careers/stuopp.html	39	0.05%
84.	http://www.google.gr/search	38	0.05%
85.	http://www.google.com/cse	38	0.05%
86.	http://www.google.com.tw/search	36	0.05%
87.	http://www.google.com.ng/search	36	0.05%
88.	http://www.csrees.usda.gov/fo/globalandclimatechangeafri.cfm	36	0.05%
89.	http://www.epa.gov/ogd/grants/information.htm	35	0.05%

	Page	Visits	% Visits
90.	http://images.search.yahoo.com/images/view	35	0.05%
91.	http://portal.acs.org/portal/acs/corg/content	35	0.05%
92.	http://www.google.ro/search	34	0.05%
93.	http://es.epa.gov/ncer/childrenscenters/columbia.html	34	0.05%
94.	http://scholar.google.com/scholar	34	0.05%
95.	http://images.google.de/imgres	33	0.04%
96.	http://es.epa.gov/ncer/listserv/	33	0.04%
97.	http://images.google.com.au/imgres	32	0.04%
98.	http://www.epa.gov/smallbusiness/money.htm	31	0.04%
99.	http://www.epa.gov/greenchemistry/pubs/grants.html	31	0.04%
100.	http://www.google.se/search	31	0.04%
101.	http://www.business.gov/finance/financing/grants/research-grants.html	30	0.04%
102.	http://www.google.com/unclesam	30	0.04%
103.	http://www.google.pt/search	30	0.04%
104.	http://www.google.co.nz/search	30	0.04%
105.	http://www.google.ie/search	30	0.04%
106.	http://www.csrees.usda.gov/fo/fundview.cfm	29	0.04%
107.	http://es.epa.gov/ncer/childrenscenters/multimedia.html	29	0.04%
108.	http://www.google.ru/search	29	0.04%
109.	http://www.epa.gov/sustainability/	28	0.04%
110.	http://es.epa.gov/ncer/fellow/	28	0.04%
111.	http://es.epa.gov/ncer/childrenscenters/	28	0.04%
112.	http://www.altavista.com/web/results	28	0.04%
113.	http://www.epa.gov/pmresearch/	27	0.04%
114.	http://www.google.co.ke/search	27	0.04%
115.	http://www.google.com.vn/search	27	0.04%
116.	http://www.epa.gov/epahome/hotline.htm	26	0.03%
117.	http://www.google.com.et/search	26	0.03%
118.	http://images.google.co.th/imgres	25	0.03%
119.	http://www.acq.osd.mil/osbp/sbir/othersites/index.htm	25	0.03%
120.	http://images.google.fr/imgres	24	0.03%
121.	http://search.live.com/images/results.aspx	24	0.03%
122.	http://www.google.com.co/search	24	0.03%
123.	http://es.epa.gov/ncer/childrenscenters/asthma.html	23	0.03%
124.	http://www.green-technology.org/green_tech.htm	23	0.03%
125.	http://vsearch.nlm.nih.gov/vivisimo/cgi-bin/query-meta	23	0.03%
126.	http://www.google.ch/search	22	0.03%
127.	http://www.fiu.edu/~envstud/internships.htm	21	0.03%
128.	http://cfpub.epa.gov/ncer_abstracts/index.cfm/fuseaction/search.welcome	21	0.03%

	Page	Visits	% Visits
129.	http://es.epa.gov/ncer/childrenscenters/faqs.html	20	0.03%
130.	http://www.google.com/ie	20	0.03%
131.	http://www.epa.gov/aging/grants/index.htm	20	0.03%
132.	http://es.epa.gov/ncer/childrenscenters/washington.html	20	0.03%
133.	http://www.utb.edu/vpaa/graduate/Pages/scholarships.aspx	19	0.03%
134.	http://images.google.com.ph/imgres	19	0.03%
135.	http://www.google.com.ua/search	19	0.03%
136.	http://es.epa.gov	19	0.03%
137.	http://www.google.com.sa/search	19	0.03%
138.	http://www.google.fi/search	19	0.03%
139.	http://es.epa.gov/ncer/rfa/2009/2009_star_air_pollution.html	19	0.03%
140.	http://es.epa.gov/ncer/rfa/2009/2009_star_ecosystem_services.html	19	0.03%
141.	http://images.google.es/imgres	19	0.03%
142.	http://yosemite.epa.gov/opa/admpress.nsf/d0cf6618525a9efb85257359003fb69d/bb73f0ff51dc243a85257563005ef672!OpenDocument	19	0.03%
143.	http://es.epa.gov/ncer/fellow/forum/pubs_95.html	19	0.03%
144.	http://www.columbia.edu/cu/climatesociety/admissions.html	18	0.02%
145.	http://www.google.com.ar/search	18	0.02%
146.	http://hk.search.yahoo.com/search	18	0.02%
147.	http://grantsnet.org/search/fund_dir.cfm	18	0.02%
148.	http://www.altavista.com/image/randomlink	18	0.02%
149.	http://www.pathwaystoscience.org/Funding.asp	18	0.02%
150.	http://www.epa.gov/oppt/greenchemistry/pubs/grants.html	18	0.02%
151.	http://www.watertechonline.com/news.asp	18	0.02%
152.	http://www.google.dk/search	18	0.02%
153.	http://fundingopps.cos.com/cgi-bin/fo2/getRec	17	0.02%
154.	http://www.google.com/m/search	17	0.02%
155.	http://images.google.co.kr/imgres	17	0.02%
156.	http://images.google.it/imgres	17	0.02%
157.	http://www.scirus.com/srsapp/search	17	0.02%
158.	http://www.grants.gov/search/search.do	17	0.02%
159.	http://search.comcast.net/	17	0.02%
160.	http://www.medesign.org/newriverhealth/healthlinks/	17	0.02%
161.	http://www.lasculturas.com/lib/libScholarships.htm	17	0.02%
162.	http://yosemite.epa.gov/opa/admpress.nsf/0/BB73F0FF51DC243A85257563005EF672	16	0.02%
163.	http://www.google.jo/search	16	0.02%

	Page	Visits	% Visits
164.	http://www.laprofession.org/financial/scholarships.htm	16	0.02%
165.	http://www.google.com/m	16	0.02%
166.	http://es.epa.gov/ncer/fellow/forum/conresources.html	16	0.02%
167.	http://74.125.47.132/search	16	0.02%
168.	http://www.epa.gov/ord/npd/globalresearch-intro.htm	16	0.02%
169.	http://www.google.com.jm/search	16	0.02%
170.	http://www.google.com.hk/search	16	0.02%
171.	http://es.epa.gov/ncer/childrenscenters/sinai.html	15	0.02%
172.	http://cfpub.epa.gov/fedfund/program.cfm	15	0.02%
173.	http://www.epa.gov/ord/npd/index.htm	15	0.02%
174.	http://en.wikipedia.org/wiki/Hexane	15	0.02%
175.	http://www.goodsearch.com/Search.aspx	15	0.02%
176.	http://search.msn.com/results.asp	15	0.02%
177.	http://www.google.com.pr/search	15	0.02%
178.	http://images.google.nl/imgres	15	0.02%
179.	http://www.google.com.gh/search	15	0.02%
180.	http://nlintrasearch.epa.gov/epasearch/epasearch	15	0.02%
181.	http://es.epa.gov/publications.html	15	0.02%
182.	http://es.epa.gov/ncer/childrenscenters/usc.html	15	0.02%
183.	http://www.epa.gov/ord/htm/grantopportunity-small.htm	15	0.02%
184.	http://es.epa.gov/ncer/publications/workshop/8-23-2005/agenda.html	15	0.02%
185.	http://es.epa.gov/ncer/fellow/forum/conference/08/may19/	15	0.02%
186.	http://blogs.asee.org/fellowships/science-and-engineering-fellowships-and-scholarships/	14	0.02%
187.	http://es.epa.gov/ncer/childrenscenters/berkeley_pubs.html	14	0.02%
188.	http://fundingopps.cos.com/cgi-bin/getRec	14	0.02%
189.	http://www.ce.cmu.edu/graduate/funding.html	14	0.02%
190.	http://www.google.hu/search	14	0.02%
191.	http://www.epa.gov/osw/conserva/materials/tires/faq.htm	14	0.02%
192.	http://www.conservationgrants.com/environment.htm	14	0.02%
193.	http://www.sra.org/opportunities_funding.php	14	0.02%
194.	http://www.deq.state.va.us/osba/finance.html	14	0.02%
195.	http://es.epa.gov/ncer/publications/nano/purpose.html	14	0.02%
196.	http://www.epa.gov/nheerl/about/employ.html	13	0.02%
197.	http://www.google.co.in/imgres	13	0.02%
198.	http://www.google.hr/search	13	0.02%
199.	http://www.google.cz/search	13	0.02%
200.	http://es.epa.gov/ncer/fellow/forum/	13	0.02%

	Page	Visits	% Visits
201.	http://es.epa.gov/ncer/childrenscenters/sinai_pubs.html	13	0.02%
202.	http://www.google.co.il/search	13	0.02%
203.	http://es.epa.gov/ncer/childrenscenters/hopkins.html	13	0.02%
204.	http://eelink.net/pages/Grants - EE Specific Resources	13	0.02%
205.	http://us.mg4.mail.yahoo.com/dc/blank.html	12	0.02%
206.	http://yandex.ru/yandsearch	12	0.02%
207.	http://www.aiha.org/Content/Topics/nano/	12	0.02%
208.	http://www.google.no/search	12	0.02%
209.	http://www.epa.gov/oppt/nano/	12	0.02%
210.	http://images.google.com.tr/imgres	12	0.02%
211.	http://74.125.95.132/search	12	0.02%
212.	http://grants.nih.gov/grants/guide/rfa-files/RFA-ES-08-004.html	12	0.02%
213.	http://es.epa.gov/ncer/science/tse/success.html	12	0.02%
214.	http://www.epa.gov/region5/solidwaste/funding.htm	12	0.02%
215.	http://il.water.usgs.gov/	12	0.02%
216.	http://www.epa.gov/ord/htm/map.htm	12	0.02%
217.	http://www.nano.gov/html/funding/currentsol.html	12	0.02%
218.	http://www.epa.gov/ord/esrp/index.htm	12	0.02%
219.	http://es.epa.gov/ncer/childrenscenters/duke.html	12	0.02%
220.	http://www.google.co.ve/search	12	0.02%
221.	http://www.finaid.org/scholarships/prestigious.phtml	12	0.02%
222.	http://us.mg2.mail.yahoo.com/dc/launch	12	0.02%
223.	http://es.epa.gov/ncer/childrenscenters/southwestdetroit.html	12	0.02%
224.	http://www.ecosystemvaluation.org/links.htm	11	0.01%
225.	http://tw.search.yahoo.com/search	11	0.01%
226.	http://es.epa.gov/ncer/fellow/forum/abstractguide.html	11	0.01%
227.	http://www.google.com.bd/search	11	0.01%
228.	http://www.epa.gov/sustainability/basicinfo.htm	11	0.01%
229.	http://www.nano.gov/html/about/nniparticipants.html	11	0.01%
230.	http://www.google.cl/search	11	0.01%
231.	http://in.search.yahoo.com/search	11	0.01%
232.	http://search.hp.my.aol.com/aol/search	11	0.01%
233.	http://www.google.lk/search	11	0.01%
234.	http://images.google.co.za/imgres	11	0.01%
235.	http://www.weedcenter.org/grants/rfp.html	11	0.01%
236.	http://images.google.ie/imgres	11	0.01%
237.	http://images.google.com.pk/imgres	11	0.01%
238.	http://www.google.at/search	11	0.01%
239.	http://es.epa.gov/ncer/nano/publications/	11	0.01%

	Page	Visits	% Visits
240.	http://images.google.com.tw/imgres	11	0.01%
241.	http://www.marinecareers.net/links_internships.php	11	0.01%
242.	http://images.google.be/imgres	11	0.01%
243.	http://es.epa.gov/ncer/childrenscenters/communities.html	11	0.01%
244.	http://www.nicholas.duke.edu/del/del-mem/scholarships.html	11	0.01%
245.	http://www.epa.gov/ppcp/opportunities.html	11	0.01%
246.	http://es.epa.gov/ncer/staa/	11	0.01%
247.	http://www.sbir.gov/solicitations/closed.htm	10	0.01%
248.	http://es.epa.gov/ncer/fellow/forum/2005stargro.html	10	0.01%
249.	http://www.epa.gov/greenchemistry/pubs/programs.html	10	0.01%
250.	http://www.anomalies.net/object/titororiginalpost.html	10	0.01%
251.	http://www.ieee.org/web/membership/students/scholarshipsawardscontests/SAG_homepage.html	10	0.01%
252.	http://cfpub.epa.gov/ncer_list/updates/index.cfm	10	0.01%
253.	http://es.epa.gov/ncer/fellow/forum/conference/08/may19/index.html	10	0.01%
254.	http://epa.gov/ord/hm/grantopportunity.htm	10	0.01%
255.	http://www.csrees.usda.gov/funding/afri/pdfs/program_announcement.pdf	10	0.01%
256.	http://aim.search.aol.com/search/search	10	0.01%
257.	http://es.epa.gov/ncer/sbir/awards/sbirtbl1.html	10	0.01%
258.	http://es.epa.gov/ncer/rfa/forms/	10	0.01%
259.	http://people.umass.edu/jgerber/SustainabilityGrants.htm	10	0.01%
260.	http://www.micromidas.com/news	10	0.01%
261.	http://es.epa.gov/ncer/childrenscenters/illinois.html	10	0.01%
262.	http://es.epa.gov/ncer/fellow/forum/fellownews.html	10	0.01%
263.	http://www.epa.gov/oam/rtp_cmd/	10	0.01%
264.	http://www.lafoundation.org/scholarships/o_opportunities_view.aspx	10	0.01%
265.	http://images.google.com.my/imgres	10	0.01%
266.	http://www.google.com.np/search	9	0.01%
267.	http://www.ansi.org/education_trainings/p3/overview.aspx	9	0.01%
268.	http://oedb.org/library/beginning-online-learning/100_places_to_find_funding_your_research	9	0.01%
269.	http://today.appstate.edu/boone-bicycle-initiative/	9	0.01%
270.	http://es.epa.gov/ncer/childrenscenters/chemical.html	9	0.01%
271.	http://es.epa.gov/ncer/fellow/forum/contacts.html	9	0.01%
272.	http://es.epa.gov/stats/ncer/archives.html	9	0.01%
273.	http://yosemite.epa.gov/ee/epa/eed.nsf/webpages/MAIFellowships.html	9	0.01%

	Page	Visits	% Visits
274.	http://www.epa.gov/oam/rtp_cmd/index.htm	9	0.01%
275.	http://zyn.com/sbir/	9	0.01%
276.	http://search.conduit.com/Results.aspx	9	0.01%
277.	http://www.toxicology.org/ai/si/sites.asp	9	0.01%
278.	http://www.oberlin.edu/dormenergy/news.htm	9	0.01%
279.	http://es.epa.gov/ncer/childrenscenters/smoke.html	9	0.01%
280.	http://images.google.ro/imgres	9	0.01%
281.	http://graduate.asu.edu/nationalfellowships.html	9	0.01%
282.	http://www.grants.ebooksgator.com	9	0.01%
283.	http://es.epa.gov/ncer/childrenscenters/berkeley.html	9	0.01%
284.	http://www.makingthedifference.org/federalinternships/description/247	9	0.01%
285.	http://www.epa.gov/climatechange/effects/health.html	9	0.01%
286.	http://www.facebook.com/home.php	9	0.01%
287.	http://es.epa.gov/ncer/p3/forum/aaas.html	9	0.01%
288.	http://www.google.com.pe/search	9	0.01%
289.	http://search.babylon.com/	9	0.01%
290.	http://search.yahoo.co.jp/search	9	0.01%
291.	http://www.nicholas.duke.edu/cehi/projects/sceddbo.htm	9	0.01%
292.	http://twitter.com/home	9	0.01%
293.	http://us.yhs.search.yahoo.com/avg/search	9	0.01%
294.	http://www.epa.gov/etv/grantsandfunding.html	9	0.01%
295.	http://cfpub.epa.gov/ncer_list/personal/	9	0.01%
296.	http://sitemaker.umich.edu/ursfaculty/internships__scholarships__graduate_programs	9	0.01%
297.	http://www.solarlantern.blogspot.com/	8	0.01%
298.	http://badger.epa.gov/portal/page	8	0.01%
299.	http://www.google.co.in/custom	8	0.01%
300.	http://images.google.com.sg/imgres	8	0.01%
301.	http://usgovinfo.about.com/gi/dynamic/offsite.htm	8	0.01%
302.	http://es.epa.gov/ncer_abstracts/sbir/other/monana/kohn.html	8	0.01%
303.	http://es.epa.gov/ncer/staa/annual/2008/2008level1.html	8	0.01%
304.	http://es.epa.gov/ncer/publications/workshop/pdf	8	0.01%
305.	http://es.epa.gov/ncer/events/	8	0.01%
306.	http://es.epa.gov/ncer/events/news/2009/01_31_09_feature.html	8	0.01%
307.	http://es.epa.gov/ncer/grants/	8	0.01%
308.	http://images.google.com.mx/imgres	8	0.01%
309.	http://www.environmentalfutures.org/nanotech.htm	8	0.01%
310.	http://es.epa.gov/ncer/sbir/current_solicitation.html	8	0.01%
311.	http://www.google.tt/search	8	0.01%

	Page	Visits	% Visits
312.	http://us.mg2.mail.yahoo.com/dc/blank.html	8	0.01%
313.	http://www.environment.yale.edu/about/Scholarships-for-US-Citizens/	8	0.01%
314.	http://epa.gov/gcc/pubs/grants.html	8	0.01%
315.	http://www.epa.gov/epawaste/consERVE/rrr/rmd/finance.htm	8	0.01%
316.	http://es.epa.gov/ncer/publications/workshop/8-18-04/ppt/	8	0.01%
317.	http://es.epa.gov/ncer/fellow/forum/conference/08/may19/registration.html	8	0.01%
318.	http://www.epa.gov/sustainability/materials_research.htm	8	0.01%
319.	http://es.epa.gov/ncerqa/index.html	8	0.01%
320.	http://inbt.jhu.edu/funding.php	8	0.01%
321.	http://www.epa.gov/osw/consERVE/materials/tires/grants.htm	8	0.01%
322.	http://es.epa.gov/ncer/childrenscenters/harvard.html	8	0.01%
323.	http://twitter.com/usepancer	8	0.01%
324.	http://es.epa.gov/ncer/rfa/2009/2009_star_cumulative_risk.html	8	0.01%
325.	http://my.att.net/s/s.dll	8	0.01%
326.	http://es.epa.gov/ncer/rfa/2008/2008_star_gcwg.html	8	0.01%
327.	http://hps.org/students/	8	0.01%
328.	http://grants.nih.gov/grants/guide/rfa-files/RFA-ES-08-002.html	8	0.01%
329.	http://www.sbircolorado.org/	8	0.01%
330.	http://zebu.uoregon.edu/2001/ph162/18.html	7	0.01%
331.	http://www.google.si/search	7	0.01%
332.	http://www.google.co.ug/search	7	0.01%
333.	http://en.wikipedia.org/wiki/Hydrogen_vehicle	7	0.01%
334.	http://ca.youtube.com/results	7	0.01%
335.	http://www.epa.gov/region09/funding/sbir.html	7	0.01%
336.	http://translate.google.com/translate	7	0.01%
337.	http://intranet.epa.gov/opphome/testsite/nano-new/meetings/research_meet.html	7	0.01%
338.	http://www.eng.utoledo.edu/~wolson/	7	0.01%
339.	http://www.epa.gov/p3/multimedia/	7	0.01%
340.	http://www.ncsu.edu/grad/financial-support/epa-star.html	7	0.01%
341.	http://www.serdp.org/Funding/	7	0.01%
342.	http://webmail.aol.com/41421/aol/en-us/Suite.aspx	7	0.01%
343.	http://es.epa.gov/ncer/childrenscenters/newjersey.html	7	0.01%
344.	http://www.in.gov/iedc/164.htm	7	0.01%

	Page	Visits	% Visits
345.	http://www.epa.gov/mercury/grants.htm	7	0.01%
346.	http://images.google.cn/imgres	7	0.01%
347.	http://es.epa.gov/ncer/index.html	7	0.01%
348.	http://es.epa.gov/ncer/p3/designs_sustain_rfp.html	7	0.01%
349.	http://www.epa.gov/epawaste/consERVE/materials/tires/grants.htm	7	0.01%
350.	http://www.earth.columbia.edu/articles/view/34	7	0.01%
351.	http://es.epa.gov/ncer/childrenscenters/washington_publications.html	7	0.01%
352.	http://www.google.com.ec/search	7	0.01%
353.	http://environment.as.nyu.edu/object/environment.funding	7	0.01%
354.	http://es.epa.gov/ncer/fellow/forum/sites.html	7	0.01%
355.	http://scholarship-positions.com/fellowships-for-undergraduate-environmental-study/2008/09/10/	7	0.01%
356.	http://www.eee.columbia.edu/pages/academics/ScholarshipsFellowships/gradstudents.html	7	0.01%
357.	http://www.google.com/ig/gmailmax	7	0.01%
358.	http://www.google.co.tz/search	7	0.01%
359.	http://zyn.com/sbir/scomp.htm	7	0.01%
360.	http://www.environmental.lsu.edu/internship.html	7	0.01%
361.	http://images.google.com.vn/imgres	7	0.01%
362.	http://www.epa.gov/sustainability/water_research.htm	7	0.01%
363.	http://toolbar.google.com/command/return&tb-hl=en&tb-ver=5.0.2124.6042	7	0.01%
364.	http://www.sustainablefuture.cornell.edu/grants/rfp.php	7	0.01%
365.	http://www.kzoo.edu/biology/internopps.html	7	0.01%
366.	http://209.85.173.132/search	7	0.01%
367.	http://images.google.pl/imgres	7	0.01%
368.	http://us.mg1.mail.yahoo.com/dc/launch	7	0.01%
369.	http://www-as.harvard.edu/chemistry/trop/news.html	7	0.01%
370.	http://scholar.google.co.in/scholar	7	0.01%
371.	http://images.google.com.br/imgres	7	0.01%
372.	http://images.google.ru/imgres	6	0.01%
373.	http://www.bama.ua.edu/~chem/positions/gradfellowships.html	6	0.01%
374.	http://cfpub.epa.gov/ncer_abstracts/index.cfm/fuseaction/outlinks.sbir/fullList/Yes/showYear/current	6	0.01%
375.	http://en.wikipedia.org/wiki/Ultrafine_particles	6	0.01%
376.	http://es.epa.gov/ncer/staa/annual/2008/2008level2.html	6	0.01%
377.	http://www.awg.org/eas/jobweb.html	6	0.01%
378.	http://maps.google.com/maps	6	0.01%
379.	http://depts.washington.edu/rsgal/students.html	6	0.01%

	Page	Visits	% Visits
380.	http://es.epa.gov/ncer/childrenscenters/pcb.html	6	0.01%
381.	http://www.google.com/webhp	6	0.01%
382.	http://images.google.ae/imgres	6	0.01%
383.	http://yosemite.epa.gov/ochp/ochpweb.nsf/content/Whatwe_scientif.htm	6	0.01%
384.	http://www.google.com.qa/search	6	0.01%
385.	http://www.epa.gov/athens/opportunities/index.html	6	0.01%
386.	http://by101w.bay101.mail.live.com/mail/InboxLight.aspx	6	0.01%
387.	http://www.epa.gov/epahome/science.htm	6	0.01%
388.	http://es.epa.gov/ncer/contact_us.html	6	0.01%
389.	http://www.nsf.gov/funding/pgm_summ.jsp	6	0.01%
390.	http://info.envs.lsu.edu/internship.html	6	0.01%
391.	http://intranet.epa.gov/agcyintr/labs.htm	6	0.01%
392.	http://www.envs.emory.edu/	6	0.01%
393.	http://www.epa.gov/epahome/abcpgram.htm	6	0.01%
394.	http://search.mywebsearch.com/mywebsearch/GGmain.jhtml	6	0.01%
395.	http://images.google.com.hk/imgres	6	0.01%
396.	http://www.csupomona.edu/~p3team/home.html	6	0.01%
397.	http://grantsnet.org/search/pgm_info.cfm	6	0.01%
398.	http://www.epa.gov/epahome/locate3.htm	6	0.01%
399.	http://es.epa.gov/ncer/rfa/forms/index.html	6	0.01%
400.	http://www.clu-in.org/issues/default.focus/sec/Nanotechnology/cat/Overview/	6	0.01%
Subtotal for rows: 1 - 400		69,567	92.46%
Other		5,677	7.54%
Total		75,244	100.00%

items 1-400 of 1000

Referring Page - Help Card



Column Definitions

Pages

Any displayed page. You can specify for each profile the types of files that qualify as a page. These settings can be changed by the WebTrends administrator.

Visits

Number of visitors referred from the specified URL.

%

Percentage of referred visitors who came from the specified site.

Direct Traffic

Represents to the web site with no referrer as one of the following: 1) the visitor typed the domain name directly into their browser, 2) the visitor bookmarked the site, 3) the visitor clicked on an email, shortcut, or other direct link, 4) Firewalls and/or proxies stripped out the referrer and replaced it with a dash "-".

Note: If "Direct Traffic" is 100% of all your traffic, then you are probably not logging the "referrer" field in your log files. Please see your manual or the WebTrends Knowledgebase to enable extended logging on your web servers.

Hidden-Referrer

A value indicating that Internet security software such as Zone Alarm Pro, Symantec's Norton Internet Security, or a proxy server modified a web request to mask the referring URL.



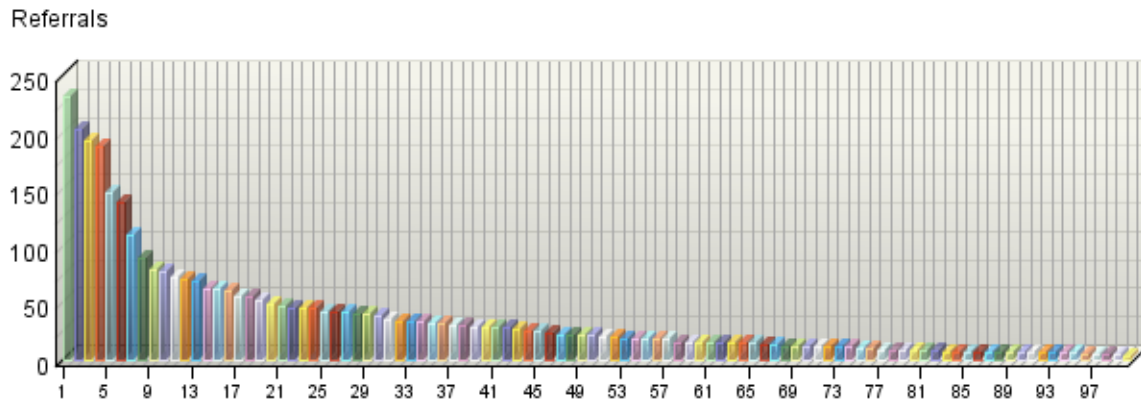
Report Descriptions

You can use this information to determine the sites that provide the most referrals to your site. This can help when considering the most effective ways to attract visitors.

Search Phrases

This report identifies search phrases that led the most visitors to your site, and for each phrase, which search engines led visitors to the site.

Search Phrases



Search Phrases

	Phrases	Engines	Referrals	% Referrals
■ 1.	national mall map	Google	227	1.19%
		Google Australia	2	0.01%
		Google Japan	2	0.01%
		Google	231	1.21%
■ 2.	epa star	Google	195	1.02%
		Yahoo	5	0.03%
		Google Canada	2	0.01%
		Google	202	1.06%
■ 3.	epa sbir	Google	173	0.90%
		Yahoo	18	0.09%
		AltaVista	1	0.01%
		MSN	1	0.01%
		Google	193	1.01%
■ 4.	epa	Google	104	0.54%
		Yahoo	71	0.37%
		MSN	5	0.03%
		AltaVista	4	0.02%
		Google	188	0.98%

	Phrases Engines	Referrals	% Referrals
	AOL NetFind	4	0.02%
■ 5.	ncer	147	0.77%
	Google	140	0.73%
	Yahoo	6	0.03%
	Google Germany	1	0.01%
■ 6.	these nano chemfet filetype:pdf	138	0.72%
	Google France	75	0.39%
	Google	63	0.33%
■ 7.	epa star fellowship	109	0.57%
	Google	91	0.48%
	Yahoo	16	0.08%
	Google Canada	2	0.01%
■ 8.	environmental protection agency	89	0.46%
	Google	85	0.44%
	AOL NetFind	3	0.02%
	Yahoo	1	0.01%
■ 9.	epa star grant	79	0.41%
	Google	71	0.37%
	Yahoo	8	0.04%
■ 10.	environmental research	77	0.40%
	Google	63	0.33%
	Yahoo	10	0.05%
	AOL NetFind	3	0.02%
	MSN	1	0.01%
■ 11.	epa funding	72	0.38%
	Google	57	0.30%
	Google UK	9	0.05%
	Yahoo	4	0.02%
	Google Canada	1	0.01%
	MSN	1	0.01%
■ 12.	recommended number of bacteria in distilled water	71	0.37%
	Google	71	0.37%
■ 13.	epa grants	70	0.37%
	Google	50	0.26%
	Yahoo	10	0.05%
	MSN	7	0.04%
	CNET Search.com	1	0.01%
	AOL NetFind	1	0.01%
	Yahoo Spain	1	0.01%
■ 14.	remote sensing fragmentation species filetype:pdf	63	0.33%

	Phrases Engines	Referrals	% Referrals
	Google	63	0.33%
15.	epa ncer	62	0.32%
	Google	59	0.31%
	Yahoo	3	0.02%
16.	particulate matter	61	0.32%
	Google	56	0.29%
	Yahoo	4	0.02%
	MSN	1	0.01%
17.	comparative study of physical and chemical mutagensis effect on cellulolytic bacteria for composting process (pdf)	55	0.29%
	Google	55	0.29%
18.	global distribution using remote sensing filetype:pdf	55	0.29%
	Google	55	0.29%
19.	gas sensors based on hybrid of metal oxide semiconductor and cnts repond .pdf	53	0.28%
	Google	53	0.28%
20.	uses of cost implication to manufacturer	49	0.26%
	Google	49	0.26%
21.	business proposal cover sheet	47	0.25%
	Google	46	0.24%
	Yahoo	1	0.01%
22.	epa fellowship	46	0.24%
	Google	45	0.24%
	MSN	1	0.01%
23.	theories about health hazards	46	0.24%
	Yahoo	46	0.24%
24.	sbir epa	45	0.24%
	Google	44	0.23%
	Yahoo	1	0.01%
25.	star grant	43	0.22%
	Google	39	0.20%
	Yahoo	2	0.01%
	AOL NetFind	1	0.01%
	MSN	1	0.01%
26.	power point manning roughness coefficient	43	0.22%
	Google	43	0.22%
27.	nanotechnology waste water	42	0.22%
	Google	42	0.22%
28.	using nanotechnology in wastewater treatment	40	0.21%
	Google	40	0.21%

	Phrases Engines	Referrals	% Referrals
29.	smart metals	40	0.21%
	Google	40	0.21%
30.	environmental grants	39	0.20%
	Google	32	0.17%
	Yahoo	5	0.03%
	AOL NetFind	2	0.01%
31.	epa star grants	36	0.19%
	Google	31	0.16%
	Yahoo	5	0.03%
32.	algae culture and pigmentation	34	0.18%
	Google	34	0.18%
33.	microbial bioremediation of polycyclic aromatic hydrocarbons (pahs) in oily sludge wastes	34	0.18%
	HotBot	34	0.18%
34.	epa nanotechnology	33	0.17%
	Google	31	0.16%
	Yahoo	1	0.01%
	Google UK	1	0.01%
35.	the effect of climate change on uvr	32	0.17%
	Google	32	0.17%
36.	powerpoint of giardia and cryptosporidium	32	0.17%
	Google UK	32	0.17%
37.	star grants	30	0.16%
	Google	27	0.14%
	Yahoo	2	0.01%
	MSN	1	0.01%
38.	epa fellowships	30	0.16%
	Google	30	0.16%
39.	awards	29	0.15%
	Yahoo Spain	27	0.14%
	Yahoo India	2	0.01%
40.	dimension metrology quality control lectures	29	0.15%
	Google	29	0.15%
41.	allintitle: integrated watershed management	28	0.15%
	Google	28	0.15%
42.	water filtering nanotechnology .ppt	28	0.15%
	Google	28	0.15%
43.	site:epa.gov	27	0.14%
	Google	27	0.14%
44.	endometriosis pdf	26	0.14%

	Phrases Engines	Referrals	% Referrals
	Google	25	0.13%
	Yahoo Taiwan	1	0.01%
45.	national center for environmental research Google	26 26	0.14% 0.14%
46.	tio2 ag ppt Google	23 23	0.12% 0.12%
47.	nanotechnology environmental Google Google Canada	22 21 1	0.11% 0.11% 0.01%
48.	scorpion venom composition Google	22 22	0.11% 0.11%
49.	remote sensing biodiversity filetype:pdf Google	22 22	0.11% 0.11%
50.	apication of nanobiotechnology in pollution control Google	22 22	0.11% 0.11%
51.	paper presentation of nanotechnology AltaVista	20 20	0.10% 0.10%
52.	ppt of nano Google	20 20	0.10% 0.10%
53.	nanotechnology and environmet Google	19 19	0.10% 0.10%
54.	nanotechnology applications.ppt Google	19 19	0.10% 0.10%
55.	cellulose,ppt Google	19 19	0.10% 0.10%
56.	power point presentation of soil erosion in ethiopia Google	19 19	0.10% 0.10%
57.	compressive sensing filetype:ppt Google	18 18	0.09% 0.09%
58.	nano industry indicators Google	16 16	0.08% 0.08%
59.	saxitoxin molecularly imprinted. polymer filetype:pdf Google	16 16	0.08% 0.08%
60.	properties metals Google	16 16	0.08% 0.08%
61.	nanotechnology for remediation pdf Google	15 15	0.08% 0.08%
62.	enterococci ppt Google	15 15	0.08% 0.08%
63.	olive oil ppt	15	0.08%

	Phrases Engines	Referrals	% Referrals
	Google	15	0.08%
64.	life cycle lca valuation economic Google	15	0.08%
65.	integrated watershed management download free Google	15	0.08%
66.	synthesis of reversible sequential circuit ppt Google	14	0.07%
67.	star fellowship Google	13	0.07%
68.	usa presentation powerpoint Google	12	0.06%
69.	immunology of bronchial asthma free filetype:pdf Google	12	0.06%
70.	birds reproductive behavior ppt Google	12	0.06%
71.	power point presentation on epidemiological study Google	12	0.06%
72.	genotoxicity ppt Google	12	0.06%
73.	environmental pollution heavy metals aquatic system absorption utilization biosensor granulated activated carbon pdf ppt Google	12	0.06%
74.	sims spectroscopy filetype:ppt Google	12	0.06%
75.	power point presentation on homeostasis Google	10	0.05%
76.	epa.gov Google AOL NetFind	10 9 1	0.05% 0.05% 0.01%
77.	akepa Google Yahoo Google Canada	9 5 3 1	0.05% 0.03% 0.02% 0.01%
78.	endocrine power point presentation Google Italy	9 9	0.05% 0.05%
79.	ppt mutation Google	8 8	0.04% 0.04%
80.	epa national center for environmental research Yahoo Google	8 5 3	0.04% 0.03% 0.02%

	Phrases Engines	Referrals	% Referrals
81.	absorber stripper	8	0.04%
	Google	7	0.04%
	Yahoo	1	0.01%
82.	2002 events	8	0.04%
	Google	6	0.03%
	AOL NetFind	2	0.01%
83.	celia merzbacher	7	0.04%
	Google	7	0.04%
84.	rfa	7	0.04%
	Google	7	0.04%
85.	nanotechnology	7	0.04%
	Google	4	0.02%
	MSN	1	0.01%
	Google UK	1	0.01%
	Yahoo	1	0.01%
86.	pcr detection disease viral ppt	7	0.04%
	Google	7	0.04%
87.	epa grant opportunities	7	0.04%
	Google	7	0.04%
88.	world solid control equipment	6	0.03%
	Google	6	0.03%
89.	health risks for heavy metals in oklahoma	6	0.03%
	Google	6	0.03%
90.	scge image	6	0.03%
	Google Italy	6	0.03%
91.	2008 news events	6	0.03%
	Google	6	0.03%
92.	asthma prognosis filetype:pdf	6	0.03%
	Google	6	0.03%
93.	physical chemistry electrochemistry filetype:ppt	6	0.03%
	Google	6	0.03%
94.	advantages of using animal oils	6	0.03%
	Google	6	0.03%
95.	future environmental issues	6	0.03%
	Google	5	0.03%
	Google UK	1	0.01%
96.	food web of the everglades	5	0.03%
	Google	5	0.03%
97.	nanomaterial	5	0.03%
	Google	3	0.02%

	Phrases Engines	Referrals	% Referrals
	Google Canada	2	0.01%
98.	sustainable design Google	5 5	0.03% 0.03%
99.	green manufacturing Google	5 5	0.03% 0.03%
100.	riverbank filtration Google	4 4	0.02% 0.02%
101.	gas leak detector Google	4 4	0.02% 0.02%
102.	neurodevelopmental disorders Google	4 4	0.02% 0.02%
103.	air quality in the future Google	4 4	0.02% 0.02%
104.	epa ord video Yahoo	4 4	0.02% 0.02%
105.	epa p3 Yahoo Google	4 2 2	0.02% 0.01% 0.01%
106.	epa star 2009 Yahoo Google	4 2 2	0.02% 0.01% 0.01%
107.	nanotechnology information Google Google UK	4 3 1	0.02% 0.02% 0.01%
108.	epa sttr Google	4 4	0.02% 0.02%
109.	do anchovies contain mercury Google	4 4	0.02% 0.02%
110.	psp-image-u0nmbb Google	4 4	0.02% 0.02%
111.	national sustainable design expo Google	4 4	0.02% 0.02%
112.	environmental protection agency raleigh nc Google	4 4	0.02% 0.02%
113.	epa starr Google	4 4	0.02% 0.02%
114.	human impact on environment Google	4 4	0.02% 0.02%
115.	everglades food web Google	4 4	0.02% 0.02%

	Phrases	Referrals	% Referrals
	Engines		
116.	interdisciplinary approach	4	0.02%
	Google	4	0.02%
117.	events of 2002	4	0.02%
	Google	4	0.02%
118.	www.epa.gov	4	0.02%
	Google	3	0.02%
	Google Italy	1	0.01%
119.	define:socially and economically disadvantaged individual	4	0.02%
	Google	4	0.02%
120.	walter mugdan	4	0.02%
	Google	4	0.02%
121.	nanotechnology epa	4	0.02%
	Google Canada	2	0.01%
	Google	2	0.01%
122.	epa sustainability	4	0.02%
	Google	4	0.02%
123.	environmental fellowships	4	0.02%
	Google	4	0.02%
124.	us epa	4	0.02%
	Google	4	0.02%
125.	sustainable design expo	4	0.02%
	Google	4	0.02%
126.	exploratory research to anticipate future environmental issues (epa/ord)	4	0.02%
	Google	4	0.02%
127.	sf-424 version	4	0.02%
	Google	4	0.02%
128.	ncer epa	4	0.02%
	Google	4	0.02%
129.	sensitization ag nanoparticles	4	0.02%
	Google	4	0.02%
130.	environmental protection agency ord	3	0.02%
	Yahoo	3	0.02%
131.	research grants for graduate students	3	0.02%
	Google	3	0.02%
132.	news events of 2008	3	0.02%
	Google	3	0.02%
133.	what are the advantages and disadvantages of process and outcome measures of quality	3	0.02%
	Yahoo	3	0.02%

	Phrases	Engines	Referrals	% Referrals
134.	us epa sbir		3	0.02%
	Google		3	0.02%
135.	epa and nanotechnology		3	0.02%
	Google		3	0.02%
136.	nanotechnology research projects		3	0.02%
	Google		2	0.01%
	Google UK		1	0.01%
137.	enox ignition		3	0.02%
	Google		3	0.02%
138.	us environmental protection agency grants		3	0.02%
	Google		3	0.02%
139.	epa rfa for proposals on climate change and public health.		3	0.02%
	Google		3	0.02%
140.	epa.gov/ncer/sbir		3	0.02%
	Yahoo		3	0.02%
141.	epa sbir program		3	0.02%
	Google		3	0.02%
142.	neurodevelopment disorders		3	0.02%
	Google		3	0.02%
143.	epa grants 2009		3	0.02%
	Google		3	0.02%
144.	epa cdc		3	0.02%
	Google		3	0.02%
145.	epa ecosystem services		3	0.02%
	Google		2	0.01%
	Google Canada		1	0.01%
146.	mercerization ppt		3	0.02%
	Google		3	0.02%
147.	epa star fellowships		3	0.02%
	Google		3	0.02%
148.	human activities are not directly related to climate change		3	0.02%
	Google Canada		2	0.01%
	Google		1	0.01%
149.	enviromental policies and quality of life among citizens		3	0.02%
	Google UK		3	0.02%
150.	robert wolcott epa		3	0.02%
	Google		3	0.02%
151.	highly cited researchers		3	0.02%
	Google		3	0.02%

	Phrases Engines	Referrals	% Referrals
152.	biodiesel production process	3	0.02%
	Google	3	0.02%
153.	graduate student fellowships	3	0.02%
	Google	3	0.02%
154.	absorber stripper system	3	0.02%
	Yahoo	3	0.02%
155.	john dawson epa	3	0.02%
	Google	3	0.02%
156.	nanotechnology water treatment	3	0.02%
	Google Japan	1	0.01%
	Google Australia	1	0.01%
	Google	1	0.01%
157.	what are the potential risks of genetically engineered foods overall	3	0.02%
	Google	3	0.02%
158.	environmental research funding agencies	3	0.02%
	Yahoo	3	0.02%
159.	southwest detroit environmental vision	3	0.02%
	Google	2	0.01%
	Yahoo	1	0.01%
160.	epa asthma	3	0.02%
	Google	2	0.01%
	Google UK	1	0.01%
161.	sf 424 version	3	0.02%
	Google	3	0.02%
162.	health risks from heavy metals in oklahoma	3	0.02%
	Google	3	0.02%
163.	epa nano	3	0.02%
	Google	3	0.02%
164.	fellowships environmental	3	0.02%
	Google	3	0.02%
165.	grant star	3	0.02%
	Google	3	0.02%
166.	natural gas leak detection	3	0.02%
	Google	2	0.01%
	Yahoo	1	0.01%
167.	epa phase ii	3	0.02%
	Google Australia	2	0.01%
	Google	1	0.01%
168.	global water quality	3	0.02%

	Phrases	Referrals	% Referrals
	Engines		
	Google	2	0.01%
	Google Canada	1	0.01%
169.	purge stream	3	0.02%
	Google	3	0.02%
170.	characterization of nanoparticles	3	0.02%
	Google UK	2	0.01%
	Google	1	0.01%
171.	research abstract format	3	0.02%
	Google	3	0.02%
172.	natural gas leak detector	3	0.02%
	Google	2	0.01%
	MSN	1	0.01%
173.	epa drinking water standards	3	0.02%
	Yahoo	3	0.02%
174.	epa star program	3	0.02%
	Google	3	0.02%
175.	epa founding	3	0.02%
	Google	3	0.02%
176.	p3	3	0.02%
	Yahoo	1	0.01%
	Google	1	0.01%
	MSN	1	0.01%
177.	health risks of heavy metals in oklahoma	3	0.02%
	Google	3	0.02%
178.	roco	3	0.02%
	Google	1	0.01%
	Google Austria	1	0.01%
	Google UK	1	0.01%
179.	biodiversity remote sensing	3	0.02%
	Google	3	0.02%
180.	epa raleigh	3	0.02%
	Google	3	0.02%
181.	epa events	3	0.02%
	Google	3	0.02%
182.	united states environmental assessment center	3	0.02%
	Google Canada	2	0.01%
	Google	1	0.01%
183.	purpose of wetlands	3	0.02%
	Google	3	0.02%
184.	epscor	3	0.02%

	Phrases Engines	Referrals	% Referrals
	Google	3	0.02%
185.	epa-star Google	3 3	0.02% 0.02%
186.	environment agency Yahoo	3 3	0.02% 0.02%
187.	purpose of nanotechnology Google	3 3	0.02% 0.02%
188.	nanotechnology white paper Google	3 3	0.02% 0.02%
189.	vaccine of brucella Google	3 3	0.02% 0.02%
190.	12 levels of biological organization Google	3 3	0.02% 0.02%
191.	children environmental health centers Google	3 3	0.02% 0.02%
192.	center of environment research Yahoo	3 3	0.02% 0.02%
193.	environmental risks in biomedical research Yahoo Singapore	3 3	0.02% 0.02%
194.	ultrafine particle Google	3 3	0.02% 0.02%
195.	what are the strengths and weakness of the material or structural explanation Google	3 3	0.02% 0.02%
196.	us epa star Google	3 3	0.02% 0.02%
197.	epa science to achieve results Google	3 3	0.02% 0.02%
198.	health continuum Google Google Australia	3 2 1	0.02% 0.01% 0.01%
199.	fichthorn qin Google	2 2	0.01% 0.01%
200.	environmental science research topics MSN	2 2	0.01% 0.01%
201.	energy dorm display Google	2 2	0.01% 0.01%
202.	genetically modified food allergenic Google UK Google	2 1 1	0.01% 0.01% 0.01%

	Phrases Engines	Referrals	% Referrals
203.	paul shapiro epa Google	2 2	0.01% 0.01%
204.	nanotechnology grantees workshop Google Canada	2 2	0.01% 0.01%
205.	epa.gov/ncer MSN	2 2	0.01% 0.01%
206.	quantum dot presentation Google	2 2	0.01% 0.01%
207.	atmospheric conditions of mercury Google	2 2	0.01% 0.01%
208.	news events 2008 Google	2 2	0.01% 0.01%
209.	sustainability grants Google	2 2	0.01% 0.01%
210.	epa small business grants Google	2 2	0.01% 0.01%
211.	network science collaborative Google	2 2	0.01% 0.01%
212.	purpose of environmental protection agency Google	2 2	0.01% 0.01%
213.	epa biomarker Google Italy	2 2	0.01% 0.01%
214.	endocrine disruptor biomarker development Yahoo	2 2	0.01% 0.01%
215.	environmental graduate fellowships Google	2 2	0.01% 0.01%
216.	candid Yahoo Spain	2 2	0.01% 0.01%
217.	murray johnston Google	2 2	0.01% 0.01%
218.	epa star fellowship 2009 Google	2 2	0.01% 0.01%
219.	powerpoint on parathion Google UK	2 2	0.01% 0.01%
220.	us epa star grants Google	2 2	0.01% 0.01%
221.	research on environmental issues Google	2 2	0.01% 0.01%
222.	ecosystem services epa Google	2 2	0.01% 0.01%

	Phrases Engines	Referrals	% Referrals
223.	ecosystem services wetlands Google	2 2	0.01% 0.01%
224.	nickel atomic structure powerpoint Google	2 2	0.01% 0.01%
225.	Ä±rls calibration target Google	2 2	0.01% 0.01%
226.	material innovation inc, leonia, nj Yahoo	2 2	0.01% 0.01%
227.	espin nanofibers in voc removal Google	2 2	0.01% 0.01%
228.	sbir grants epa Google	2 2	0.01% 0.01%
229.	international society for exposure analysis 2007 Google	2 2	0.01% 0.01%
230.	wetland ecosystem Google	2 2	0.01% 0.01%
231.	epa postdoc Google	2 2	0.01% 0.01%
232.	children health rfa Yahoo	2 2	0.01% 0.01%
233.	role biomarkers environmental assessment MSN	2 2	0.01% 0.01%
234.	biomarkers Yahoo Spain	2 2	0.01% 0.01%
235.	technical abstract format Google	2 2	0.01% 0.01%
236.	drexel 2008-2009 award winners Google	2 2	0.01% 0.01%
237.	gro undergraduate fellowships Google	2 2	0.01% 0.01%
238.	microbiologist daly columbia mo Google	2 2	0.01% 0.01%
239.	asthma posters Google	2 2	0.01% 0.01%
240.	integrated mariculture ppt Google	2 2	0.01% 0.01%
241.	nuclear theory Yahoo	2 2	0.01% 0.01%
242.	human impact on extinction Google Australia	2 2	0.01% 0.01%

	Phrases Engines	Referrals	% Referrals
243.	graduate research grants Google	2 2	0.01% 0.01%
244.	biomarker ppt Google	2 2	0.01% 0.01%
245.	how nanotechnology functions Google Australia Google	2 1 1	0.01% 0.01% 0.01%
246.	portable decontamination units MSN Google Canada	2 1 1	0.01% 0.01% 0.01%
247.	what are market mechanisms Google	2 2	0.01% 0.01%
248.	illinois epa greening home for kids pp Google	2 2	0.01% 0.01%
249.	apogee de ice envirotech composition Google	2 2	0.01% 0.01%
250.	prevention of so2 Google UK	2 2	0.01% 0.01%
251.	jeopardy clue crew Google	2 2	0.01% 0.01%
252.	enviornmental fellowship Google	2 2	0.01% 0.01%
253.	questionnaire assess level asthma knowledge AltaVista	2 2	0.01% 0.01%
254.	continuous measurement Google UK Google	2 1 1	0.01% 0.01% 0.01%
255.	u.s. epa star Google	2 2	0.01% 0.01%
256.	project abstract format Google	2 2	0.01% 0.01%
257.	haluk ozkaynak epa Google	2 2	0.01% 0.01%
258.	eviromantal grants Yahoo	2 2	0.01% 0.01%
259.	nanotechnology and manufacturing Google	2 2	0.01% 0.01%
260.	conference posters Google	2 2	0.01% 0.01%
261.	science to achieve results	2	0.01%

	Phrases Engines	Referrals	% Referrals
	Google	2	0.01%
■ 262.	remove metals from contaminated soils	2	0.01%
	Google Canada	2	0.01%
■ 263.	uv light water treatment	2	0.01%
	Google	2	0.01%
■ 264.	nora epa	2	0.01%
	Google	2	0.01%
■ 265.	plasma combustion site:.gov	2	0.01%
	Google	2	0.01%
■ 266.	epa sbir phase award	2	0.01%
	Google	2	0.01%
■ 267.	trace metal removal from waste water	2	0.01%
	Google	2	0.01%
■ 268.	epa, staa	2	0.01%
	Google	2	0.01%
■ 269.	restaurants dc 3rd and streets nw	2	0.01%
	Google	2	0.01%
■ 270.	bibliometrics grants	2	0.01%
	Google	2	0.01%
■ 271.	galvez, maida md	2	0.01%
	Google	2	0.01%
■ 272.	epa.gov/care	2	0.01%
	Google	2	0.01%
■ 273.	epa heavy metals	2	0.01%
	Google	2	0.01%
■ 274.	dale manty epa	2	0.01%
	Google	2	0.01%
■ 275.	biogas car	2	0.01%
	AOL NetFind	1	0.01%
	Google	1	0.01%
■ 276.	testing fe nanoparticles against chlorinated compounds	2	0.01%
	Google	2	0.01%
■ 277.	http://es.epa.gov/ncer/rfa/	2	0.01%
	Google	2	0.01%
■ 278.	nanoparticle crittenden	2	0.01%
	Google	2	0.01%
■ 279.	us epa small business program application	2	0.01%
	MSN	2	0.01%
■ 280.	lectures on nanotechnology	2	0.01%
	Google	2	0.01%

	Phrases Engines	Referrals	% Referrals
■ 281.	epa star klaper Google	2 2	0.01% 0.01%
■ 282.	epa star grant reports Google	2 2	0.01% 0.01%
■ 283.	examples of prosperity in business Google	2 2	0.01% 0.01%
■ 284.	dr mark rogers epa nerl Google	2 2	0.01% 0.01%
■ 285.	nanotechnology water Google	2 2	0.01% 0.01%
■ 286.	nanosensors presentation Google	2 2	0.01% 0.01%
■ 287.	sbir site:epa.gov Yahoo	2 2	0.01% 0.01%
■ 288.	xenoestrogen powerpoint Google	2 2	0.01% 0.01%
■ 289.	ppt. membrane for heavy metal removal Google	2 2	0.01% 0.01%
■ 290.	pipeline leak detection systems Google	2 2	0.01% 0.01%
■ 291.	urban air quality mm5 smoke cmaq Google Japan	2 2	0.01% 0.01%
■ 292.	toll-like receptor treponema Google	2 2	0.01% 0.01%
■ 293.	chemical reaction in near-critical water Google	2 2	0.01% 0.01%
■ 294.	bibliometric analysis for the u.s. environmental protection agency Google	2 2	0.01% 0.01%
■ 295.	conclusions cockroach Yahoo	2 2	0.01% 0.01%
■ 296.	research funding Google	2 2	0.01% 0.01%
■ 297.	ecology research grants Google	2 2	0.01% 0.01%
■ 298.	ten possible health and safety hazards for children in different areas of the home Google UK	2 2	0.01% 0.01%
■ 299.	melissa c. marr Google	2 2	0.01% 0.01%
■ 300.	reversin 205	2	0.01%

	Phrases Engines	Referrals	% Referrals
	Google	2	0.01%
■ 301.	epa star graduate fellowship Google	2 2	0.01% 0.01%
■ 302.	nanotechnology conference calendar Google Japan	2 2	0.01% 0.01%
■ 303.	uga grants Google	2 2	0.01% 0.01%
■ 304.	example biomarkers of exposure Google	2 2	0.01% 0.01%
■ 305.	environmental education poster Yahoo Spain	2 2	0.01% 0.01%
■ 306.	epa conferences 2008 Yahoo	2 2	0.01% 0.01%
■ 307.	yes assay Google	2 2	0.01% 0.01%
■ 308.	epa starr fellowship Google	2 2	0.01% 0.01%
■ 309.	environmental lead sampling Google	2 2	0.01% 0.01%
■ 310.	star epa Google	2 2	0.01% 0.01%
■ 311.	sustainable designs Google UK Google	2 1 1	0.01% 0.01% 0.01%
■ 312.	star program application Google	2 2	0.01% 0.01%
■ 313.	epa nano white paper Google	2 2	0.01% 0.01%
■ 314.	*dog*house* filetype:pdf Google	2 2	0.01% 0.01%
■ 315.	clean water in india Google	2 2	0.01% 0.01%
■ 316.	cafo hormones Google	2 2	0.01% 0.01%
■ 317.	ncer syracuse environmental center Google	2 2	0.01% 0.01%
■ 318.	events in 2002 Google	2 2	0.01% 0.01%
■ 319.	measure particulate matter Google	2 2	0.01% 0.01%

	Phrases Engines	Referrals	% Referrals
320.	environmental studies graduate funding Google	2 2	0.01% 0.01%
321.	hydrogel for spr Yahoo	2 2	0.01% 0.01%
322.	mercury binding nanomaterials Google	2 2	0.01% 0.01%
323.	mutharasan epa star grant Google	2 2	0.01% 0.01%
324.	grants for environmental research Google	2 2	0.01% 0.01%
325.	building implosion filetype:pdf Google	2 2	0.01% 0.01%
326.	the childhood autism risks from genetics and the environment (charge) project Google	2 2	0.01% 0.01%
327.	health risk of heavy metals in oklahoma Google	2 2	0.01% 0.01%
328.	epa staa papers Google	2 2	0.01% 0.01%
329.	cultural practices Google	2 2	0.01% 0.01%
330.	national center for environmental research (ncer) Google	2 2	0.01% 0.01%
331.	m/dpb epa rule Google	2 2	0.01% 0.01%
332.	nanotechnology fact sheet Google Canada	2 2	0.01% 0.01%
333.	environmental economics fellowship Google	2 2	0.01% 0.01%
334.	environmental events in dc Google	2 2	0.01% 0.01%
335.	inter-disciplinary approach Google UK	2 2	0.01% 0.01%
336.	nanowire biosensor Google	2 2	0.01% 0.01%
337.	nanomaterial waste epa Google	2 2	0.01% 0.01%
338.	ncer form Google	2 2	0.01% 0.01%
339.	environmental research grants	2	0.01%

	Phrases Engines	Referrals	% Referrals
	Google	2	0.01%
340.	detroit facts	2	0.01%
	Google	2	0.01%
341.	(scientometrics or bibliometrics) and (organic and (agriculture or agricultural))	2	0.01%
	Google France	2	0.01%
342.	ncerca	2	0.01%
	Google	1	0.01%
	Google Japan	1	0.01%
343.	environmental effects on autism	2	0.01%
	Google	1	0.01%
	MSN	1	0.01%
344.	fact sheet nano	2	0.01%
	Google UK	2	0.01%
345.	environmental engineering fellowship undergrad	2	0.01%
	Google	2	0.01%
346.	luciferase reporter assay ppt	2	0.01%
	Google France	2	0.01%
347.	business management:satisficing	2	0.01%
	Google	2	0.01%
348.	natural gas leakage detector	2	0.01%
	Google	2	0.01%
349.	pipe line leak detection technologies	2	0.01%
	Yahoo	2	0.01%
350.	lynn bergeson	2	0.01%
	Google	2	0.01%
351.	research grant	2	0.01%
	Google	2	0.01%
352.	design expo	2	0.01%
	Google	2	0.01%
353.	us epa conferences	2	0.01%
	Google Canada	1	0.01%
	Google	1	0.01%
354.	university of il children research hosp	2	0.01%
	Yahoo	2	0.01%
355.	cynthia nolt-helms	2	0.01%
	Google	2	0.01%
356.	polar spring corporation 3501 edison way menlo park	2	0.01%
	Google Canada	2	0.01%
357.	epa niehs children health rfa	2	0.01%

	Phrases Engines	Referrals	% Referrals
	Google	2	0.01%
■ 358.	pehsu, katrina	2	0.01%
	MSN	2	0.01%
■ 359.	epa autism	2	0.01%
	Google	2	0.01%
■ 360.	cause and effect of urbanization	2	0.01%
	Google	2	0.01%
■ 361.	lead poisoning	2	0.01%
	Google	2	0.01%
■ 362.	dbps precursor removal membrane site:epa.gov	2	0.01%
	Google	2	0.01%
■ 363.	epa genetically engineered crops	2	0.01%
	Google	2	0.01%
■ 364.	epa program	2	0.01%
	MSN	2	0.01%
■ 365.	nanotechnology economic aspects	2	0.01%
	Google Italy	1	0.01%
	Google	1	0.01%
■ 366.	student design competitions 2009	2	0.01%
	Google	2	0.01%
■ 367.	pesticides in children blood	2	0.01%
	Google	2	0.01%
■ 368.	http://www.epa.gov/ncer/sbir	2	0.01%
	Yahoo	2	0.01%
■ 369.	epa, star fellowships	2	0.01%
	Yahoo	2	0.01%
■ 370.	nanotechnology basic\	2	0.01%
	Google	2	0.01%
■ 371.	applying for star	2	0.01%
	Google	2	0.01%
■ 372.	phase proposal cover sheet	2	0.01%
	Google	2	0.01%
■ 373.	research grant opportunities	2	0.01%
	Google	2	0.01%
■ 374.	land use climate change	2	0.01%
	Google	2	0.01%
■ 375.	chemical decontamination	2	0.01%
	Google	2	0.01%
■ 376.	undergraduate fellowship	2	0.01%
	Google	2	0.01%

	Phrases Engines	Referrals	% Referrals
377.	river bank filtration	2	0.01%
	Google	1	0.01%
	Yahoo	1	0.01%
378.	epa p3 proposal	2	0.01%
	Google	2	0.01%
379.	nanoparticles epa	2	0.01%
	Google	2	0.01%
380.	plazma manganese value in autistic child	2	0.01%
	Google	2	0.01%
381.	epa nanotechnology program	2	0.01%
	Google	2	0.01%
382.	define:primary employment	2	0.01%
	Google	2	0.01%
383.	asthma biomarker traffic air pollution	2	0.01%
	Google	2	0.01%
384.	usepa	2	0.01%
	Google	2	0.01%
385.	environment research	2	0.01%
	Google	2	0.01%
386.	purpose of epa	2	0.01%
	Google	1	0.01%
	Google UK	1	0.01%
387.	effectsof pesticides on pregnant woman	2	0.01%
	Google	2	0.01%
388.	environmental protection agency reports	2	0.01%
	Google	2	0.01%
389.	abstracts on nanomaterials	2	0.01%
	Google	2	0.01%
390.	research results	2	0.01%
	Yahoo	2	0.01%
391.	dr andre van tilborg	2	0.01%
	Google	2	0.01%
392.	enhancing ecosystem services from agricultural lands	2	0.01%
	Google	2	0.01%
393.	epa particulate matter center applications	2	0.01%
	Google	2	0.01%
394.	children and pesticide exposure	2	0.01%
	Google	2	0.01%
395.	epa fellowship inventory	2	0.01%
	Google	2	0.01%

	Phrases Engines	Referrals	% Referrals
396.	does envirnment affect behaviors Google	2 2	0.01% 0.01%
397.	claire hoff new hampshire Yahoo	2 2	0.01% 0.01%
398.	epa child center Google	2 2	0.01% 0.01%
399.	p3 award 2009 Yahoo	2 2	0.01% 0.01%
400.	epa sbir award Google	2 2	0.01% 0.01%
	Other	14,814	77.37%
	Total	19,146	100.00%

items 1-400 of 400

Search Phrases - Help Card



Column Definitions

Phrase

The search phrase a visitor used to find your site.

Engines

The specific search engine being analyzed in conjunction with the phrase in the adjacent column.

Referrals

The number of visits to your site from visitors, who were referred by using the specified search engine and search phrases.

%

Percentage of visitors referred from search engines who used the specified search engine and phrase.



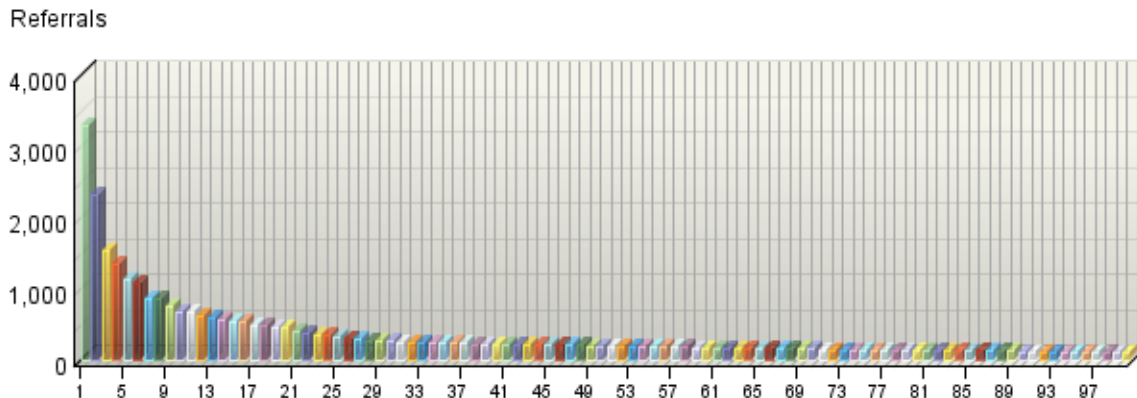
Report Descriptions

How are people getting to your site? Use this report to find out if your visitors are using the search phrases you expect. Do you need to use different phrases in page titles to make it easier for people to find your site with search engines?

Search Keywords

This report identifies keywords that led the most visitors to the site and, for each keyword, which search engines led visitors to the site.

Search Keywords



Search Keywords

	Keywords Engines	Referrals	% Referrals
■ 1.	epa	3,293	4.29%
	Google	2,766	3.60%
	Yahoo	328	0.43%
	MSN	71	0.09%
	Google Canada	35	0.05%
	Google UK	25	0.03%
	AOL NetFind	18	0.02%
	Google Australia	17	0.02%
	AltaVista	6	0.01%
	Google France	6	0.01%
	Google Japan	5	0.01%
	Google Germany	4	0.01%
	Google Italy	4	0.01%
	Google Austria	2	0.00%
	Yahoo Germany	1	0.00%
	Yahoo UK & Ireland	1	0.00%
	CNET Search.com	1	0.00%
	Yahoo Spain	1	0.00%

	Keywords Engines	Referrals	% Referrals
	Yahoo Japan	1	0.00%
	CompuServe	1	0.00%
■ 2.	of	2,336	3.04%
	Google	1,734	2.26%
	Yahoo	222	0.29%
	Google UK	137	0.18%
	Google Canada	65	0.08%
	HotBot	34	0.04%
	MSN	28	0.04%
	Google Australia	26	0.03%
	AltaVista	21	0.03%
	Google Germany	18	0.02%
	AOL NetFind	9	0.01%
	Google France	9	0.01%
	Yahoo India	8	0.01%
	Google Italy	8	0.01%
	Yahoo Spain	7	0.01%
	Google Japan	2	0.00%
	Yahoo Singapore	2	0.00%
	Yahoo Canada	2	0.00%
	Yahoo UK & Ireland	1	0.00%
	Google Austria	1	0.00%
	Yahoo Australia & NZ	1	0.00%
■ 3.	environmental	1,545	2.01%
	Google	1,248	1.62%
	Yahoo	120	0.16%
	Google Canada	41	0.05%
	MSN	38	0.05%
	Google UK	27	0.04%
	AOL NetFind	22	0.03%
	Google Australia	10	0.01%
	Google Germany	8	0.01%
	Google France	7	0.01%
	Google Italy	6	0.01%
	Yahoo Singapore	5	0.01%
	Yahoo Canada	2	0.00%
	Yahoo UK & Ireland	2	0.00%
	Yahoo Spain	2	0.00%
	Yandex	2	0.00%
	Google Japan	2	0.00%

	Keywords Engines	Referrals	% Referrals
	AltaVista	1	0.00%
	All The Web	1	0.00%
	Yahoo India	1	0.00%
■ 4.	in	1,354	1.76%
	Google	1,031	1.34%
	Yahoo	122	0.16%
	Google UK	57	0.07%
	Google Canada	38	0.05%
	HotBot	34	0.04%
	MSN	19	0.02%
	Google Australia	10	0.01%
	Google Italy	8	0.01%
	Google Germany	7	0.01%
	AOL NetFind	6	0.01%
	Google France	6	0.01%
	Yahoo Singapore	4	0.01%
	Yahoo India	3	0.00%
	Yandex	2	0.00%
	Yahoo Taiwan	2	0.00%
	Netscape	1	0.00%
	Yahoo UK & Ireland	1	0.00%
	AltaVista	1	0.00%
	All The Web	1	0.00%
	Google Japan	1	0.00%
■ 5.	research	1,123	1.46%
	Google	887	1.15%
	Yahoo	134	0.17%
	Google Canada	22	0.03%
	MSN	21	0.03%
	Google UK	20	0.03%
	AOL NetFind	9	0.01%
	Google Australia	8	0.01%
	Google Germany	5	0.01%
	Yahoo Singapore	3	0.00%
	Google Italy	3	0.00%
	Google France	2	0.00%
	Netscape	2	0.00%
	Yahoo Canada	2	0.00%
	Yahoo India	1	0.00%
	AltaVista	1	0.00%

	Keywords Engines	Referrals	% Referrals
	Google Japan	1	0.00%
	Google Austria	1	0.00%
	All The Web	1	0.00%
■ 6.	for	1,088	1.42%
	Google	873	1.14%
	Yahoo	89	0.12%
	Google UK	35	0.05%
	Google Canada	30	0.04%
	MSN	18	0.02%
	Google Australia	9	0.01%
	Google Germany	7	0.01%
	AOL NetFind	7	0.01%
	Google Japan	4	0.01%
	Google Italy	4	0.01%
	Google France	3	0.00%
	Yahoo India	2	0.00%
	Yahoo Canada	2	0.00%
	Yahoo Germany	2	0.00%
	HotBot	1	0.00%
	Mamma	1	0.00%
	AltaVista	1	0.00%
■ 7.	star	868	1.13%
	Google	787	1.02%
	Yahoo	53	0.07%
	MSN	12	0.02%
	Google Canada	7	0.01%
	Google UK	3	0.00%
	AOL NetFind	2	0.00%
	Google Germany	1	0.00%
	Google Austria	1	0.00%
	Google Japan	1	0.00%
	Google Australia	1	0.00%
■ 8.	the	859	1.12%
	Google	653	0.85%
	Yahoo	74	0.10%
	Google UK	53	0.07%
	Google Canada	27	0.04%
	Google Australia	13	0.02%
	AOL NetFind	10	0.01%
	MSN	7	0.01%

	Keywords Engines	Referrals	% Referrals
	Google France	7	0.01%
	Google Italy	6	0.01%
	Google Germany	4	0.01%
	Yahoo India	2	0.00%
	Google Japan	2	0.00%
	Yahoo UK & Ireland	1	0.00%
■ 9.	nanotechnology	749	0.97%
	Google	615	0.80%
	Google UK	31	0.04%
	Google Canada	21	0.03%
	AltaVista	20	0.03%
	Yahoo	20	0.03%
	Google Australia	9	0.01%
	MSN	7	0.01%
	Google Japan	7	0.01%
	Google Italy	4	0.01%
	Yahoo India	2	0.00%
	Google France	2	0.00%
	Google Germany	2	0.00%
	AOL NetFind	2	0.00%
	Yandex	2	0.00%
	Yahoo Australia & NZ	2	0.00%
	Yahoo Spain	1	0.00%
	Google Austria	1	0.00%
	Yahoo Singapore	1	0.00%
■ 10.	health	684	0.89%
	Google	491	0.64%
	Yahoo	113	0.15%
	Google UK	23	0.03%
	Google Canada	20	0.03%
	MSN	12	0.02%
	AOL NetFind	6	0.01%
	Google Italy	4	0.01%
	Google France	3	0.00%
	Google Germany	3	0.00%
	Google Australia	3	0.00%
	Yahoo Germany	2	0.00%
	Yahoo Spain	2	0.00%
	Yahoo India	1	0.00%
	Yahoo Taiwan	1	0.00%

	Keywords Engines	Referrals	% Referrals
■ 11.	on	678	0.88%
	Google	547	0.71%
	Yahoo	53	0.07%
	Google UK	22	0.03%
	MSN	15	0.02%
	Google Canada	13	0.02%
	Google Australia	10	0.01%
	Yahoo India	4	0.01%
	Google Germany	3	0.00%
	AOL NetFind	2	0.00%
	Google Italy	2	0.00%
	Yahoo UK & Ireland	2	0.00%
	Yandex	1	0.00%
	Yahoo Spain	1	0.00%
	AltaVista	1	0.00%
	Google France	1	0.00%
	Yahoo Singapore	1	0.00%
■ 12.	grants	610	0.79%
	Google	518	0.67%
	Yahoo	52	0.07%
	MSN	19	0.02%
	AOL NetFind	5	0.01%
	Google UK	4	0.01%
	Google Canada	4	0.01%
	Google Australia	3	0.00%
	Yahoo Spain	2	0.00%
	Google Austria	1	0.00%
	Netscape	1	0.00%
	CNET Search.com	1	0.00%
■ 13.	water	590	0.77%
	Google	466	0.61%
	Yahoo	45	0.06%
	Google UK	22	0.03%
	Google Canada	21	0.03%
	MSN	14	0.02%
	Google Germany	5	0.01%
	Google Australia	4	0.01%
	Google Italy	3	0.00%
	Google France	3	0.00%
	Google Japan	3	0.00%

	Keywords Engines	Referrals	% Referrals
	AOL NetFind	2	0.00%
	Yahoo Japan	2	0.00%
■ 14.	to	579	0.75%
	Google	445	0.58%
	Yahoo	63	0.08%
	Google UK	25	0.03%
	Google Canada	16	0.02%
	Google Australia	8	0.01%
	Google Italy	5	0.01%
	AOL NetFind	5	0.01%
	MSN	4	0.01%
	Google France	2	0.00%
	Yahoo Australia & NZ	1	0.00%
	Yahoo Taiwan	1	0.00%
	Google Germany	1	0.00%
	Google Austria	1	0.00%
	All The Web	1	0.00%
	Google Japan	1	0.00%
■ 15.	sbir	551	0.72%
	Google	489	0.64%
	Yahoo	47	0.06%
	MSN	5	0.01%
	Google Canada	3	0.00%
	CompuServe	2	0.00%
	AltaVista	1	0.00%
	Google UK	1	0.00%
	Google Italy	1	0.00%
	AOL NetFind	1	0.00%
	Google France	1	0.00%
■ 16.	2009	529	0.69%
	Google	443	0.58%
	Yahoo	30	0.04%
	Google UK	14	0.02%
	Google Canada	13	0.02%
	MSN	12	0.02%
	Google Australia	4	0.01%
	Google France	4	0.01%
	Google Germany	3	0.00%
	AOL NetFind	2	0.00%
	Google Italy	2	0.00%

	Keywords Engines	Referrals	% Referrals
	Google Japan	1	0.00%
	CompuServe	1	0.00%
■ 17.	ppt	494	0.64%
	Google	417	0.54%
	Google UK	23	0.03%
	Google France	12	0.02%
	Google Canada	12	0.02%
	Google Italy	9	0.01%
	Google Germany	9	0.01%
	Yahoo	6	0.01%
	Google Japan	2	0.00%
	Google Australia	2	0.00%
	Yahoo India	1	0.00%
	Netscape	1	0.00%
■ 18.	grant	491	0.64%
	Google	422	0.55%
	Yahoo	39	0.05%
	MSN	11	0.01%
	Google Canada	6	0.01%
	Google UK	5	0.01%
	AOL NetFind	3	0.00%
	Google Japan	2	0.00%
	Google Italy	2	0.00%
	Google Australia	1	0.00%
■ 19.	national	465	0.61%
	Google	417	0.54%
	Yahoo	15	0.02%
	Google Canada	10	0.01%
	AOL NetFind	6	0.01%
	MSN	6	0.01%
	Google Japan	3	0.00%
	Google UK	2	0.00%
	Google Australia	2	0.00%
	Google France	2	0.00%
	AltaVista	1	0.00%
	Google Germany	1	0.00%
■ 20.	children	452	0.59%
	Google	328	0.43%
	Yahoo	54	0.07%
	Google UK	32	0.04%

	Keywords Engines	Referrals	% Referrals
	MSN	12	0.02%
	Google Canada	10	0.01%
	Google Australia	5	0.01%
	Yahoo India	4	0.01%
	AOL NetFind	3	0.00%
	Google Japan	1	0.00%
	Google France	1	0.00%
	Google Germany	1	0.00%
	Yahoo Singapore	1	0.00%
■ 21.	fellowship	410	0.53%
	Google	376	0.49%
	Yahoo	24	0.03%
	MSN	3	0.00%
	Google UK	2	0.00%
	Google Canada	2	0.00%
	Google Italy	1	0.00%
	Google Japan	1	0.00%
	AOL NetFind	1	0.00%
■ 22.	filetype:pdf	387	0.50%
	Google	299	0.39%
	Google France	76	0.10%
	Google Germany	4	0.01%
	Google Japan	3	0.00%
	Google UK	2	0.00%
	Google Canada	1	0.00%
	Google Italy	1	0.00%
	Google Australia	1	0.00%
■ 23.	funding	356	0.46%
	Google	300	0.39%
	Yahoo	18	0.02%
	Google UK	17	0.02%
	MSN	8	0.01%
	Google Canada	6	0.01%
	Netscape	2	0.00%
	AOL NetFind	2	0.00%
	Google Australia	1	0.00%
	Google Germany	1	0.00%
	Google Italy	1	0.00%
■ 24.	environment	345	0.45%
	Google	255	0.33%

	Keywords Engines	Referrals	% Referrals
	Yahoo	37	0.05%
	Google Canada	21	0.03%
	Google UK	18	0.02%
	Google Australia	3	0.00%
	Google Italy	3	0.00%
	Google France	2	0.00%
	Google Japan	2	0.00%
	Yahoo UK & Ireland	1	0.00%
	Netscape	1	0.00%
	MSN	1	0.00%
	AOL NetFind	1	0.00%
■ 25.	protection	318	0.41%
	Google	279	0.36%
	Yahoo	9	0.01%
	MSN	5	0.01%
	Google UK	5	0.01%
	Google Italy	4	0.01%
	AOL NetFind	4	0.01%
	Google Canada	3	0.00%
	Google Germany	2	0.00%
	Google Australia	2	0.00%
	Google France	2	0.00%
	Yahoo Japan	1	0.00%
	Yahoo UK & Ireland	1	0.00%
	All The Web	1	0.00%
■ 26.	ncer	303	0.39%
	Google	281	0.37%
	Yahoo	18	0.02%
	Google Italy	1	0.00%
	MSN	1	0.00%
	Google UK	1	0.00%
	Google Germany	1	0.00%
■ 27.	nano	286	0.37%
	Google	186	0.24%
	Google France	75	0.10%
	Yahoo	11	0.01%
	Google UK	5	0.01%
	Google Germany	4	0.01%
	Google Canada	2	0.00%
	Google Japan	1	0.00%

	Keywords Engines	Referrals	% Referrals
	Yahoo India	1	0.00%
	Google Austria	1	0.00%
■ 28.	agency	280	0.36%
	Google	249	0.32%
	Yahoo	11	0.01%
	Google UK	5	0.01%
	AOL NetFind	4	0.01%
	MSN	3	0.00%
	Google Italy	2	0.00%
	Google Canada	2	0.00%
	Google Australia	1	0.00%
	Google Germany	1	0.00%
	All The Web	1	0.00%
	Google France	1	0.00%
■ 29.	change	268	0.35%
	Google	216	0.28%
	Google UK	16	0.02%
	Yahoo	9	0.01%
	Google Canada	8	0.01%
	Google Australia	6	0.01%
	Google Germany	5	0.01%
	MSN	3	0.00%
	Yahoo Spain	2	0.00%
	Google France	1	0.00%
	Google Italy	1	0.00%
	AOL NetFind	1	0.00%
■ 30.	air	259	0.34%
	Google	203	0.26%
	Yahoo	17	0.02%
	Google UK	13	0.02%
	Google Canada	8	0.01%
	Google Italy	7	0.01%
	Google France	3	0.00%
	Google Australia	3	0.00%
	Google Japan	2	0.00%
	MSN	2	0.00%
	Google Germany	1	0.00%
■ 31.	pollution	255	0.33%
	Google	212	0.28%
	Yahoo	17	0.02%

	Keywords Engines	Referrals	% Referrals
	Google UK	10	0.01%
	Google Canada	4	0.01%
	Google Australia	2	0.00%
	Google France	2	0.00%
	MSN	2	0.00%
	Yahoo Spain	2	0.00%
	Yahoo India	2	0.00%
	Google Italy	1	0.00%
	AltaVista	1	0.00%
■ 32.	science	251	0.33%
	Google	224	0.29%
	Yahoo	9	0.01%
	Google UK	8	0.01%
	Google Canada	3	0.00%
	MSN	3	0.00%
	AOL NetFind	2	0.00%
	Google France	1	0.00%
	Google Australia	1	0.00%
■ 33.	mall	249	0.32%
	Google	241	0.31%
	AOL NetFind	3	0.00%
	Google Australia	2	0.00%
	Google Japan	2	0.00%
	Google France	1	0.00%
■ 34.	fellowships	248	0.32%
	Google	216	0.28%
	Yahoo	16	0.02%
	MSN	8	0.01%
	Google UK	3	0.00%
	AOL NetFind	1	0.00%
	Google Germany	1	0.00%
	Yahoo India	1	0.00%
	Google Australia	1	0.00%
	Google Canada	1	0.00%
■ 35.	map	247	0.32%
	Google	239	0.31%
	Yahoo	2	0.00%
	Google Australia	2	0.00%
	Google Japan	2	0.00%
	MSN	1	0.00%

	Keywords Engines	Referrals	% Referrals
	AOL NetFind	1	0.00%
■ 36.	center	242	0.31%
	Google	188	0.24%
	Yahoo	29	0.04%
	MSN	8	0.01%
	Google Canada	8	0.01%
	Google Germany	4	0.01%
	Google France	2	0.00%
	Yahoo Canada	2	0.00%
	Google Japan	1	0.00%
■ 37.	powerpoint	237	0.31%
	Google	164	0.21%
	Google UK	46	0.06%
	Google Germany	8	0.01%
	Google Canada	6	0.01%
	Yahoo	5	0.01%
	Google France	4	0.01%
	Google Australia	2	0.00%
	Google Austria	1	0.00%
	MSN	1	0.00%
■ 38.	business	225	0.29%
	Google	188	0.24%
	Yahoo	24	0.03%
	MSN	5	0.01%
	Google UK	2	0.00%
	AOL NetFind	2	0.00%
	Yandex	2	0.00%
	Google Japan	1	0.00%
	Google Australia	1	0.00%
■ 39.	climate	221	0.29%
	Google	177	0.23%
	Google UK	13	0.02%
	Google Canada	9	0.01%
	Yahoo	7	0.01%
	Google Australia	6	0.01%
	Google Germany	3	0.00%
	Google France	2	0.00%
	Yahoo Spain	2	0.00%
	MSN	1	0.00%
	AOL NetFind	1	0.00%

	Keywords Engines	Referrals	% Referrals
40.	what	221	0.29%
	Google	164	0.21%
	Yahoo	19	0.02%
	Google UK	14	0.02%
	Google Australia	11	0.01%
	Google Canada	6	0.01%
	AOL NetFind	4	0.01%
	MSN	2	0.00%
	Yahoo India	1	0.00%
41.	us	218	0.28%
	Google	167	0.22%
	Yahoo	15	0.02%
	Google UK	7	0.01%
	Google Canada	7	0.01%
	MSN	6	0.01%
	Google France	6	0.01%
	Google Australia	3	0.00%
	Google Germany	2	0.00%
	AOL NetFind	2	0.00%
	Google Japan	1	0.00%
	Google Austria	1	0.00%
	Picsearch	1	0.00%
42.	program	217	0.28%
	Google	188	0.24%
	Yahoo	14	0.02%
	MSN	6	0.01%
	Google UK	3	0.00%
	Google Canada	2	0.00%
	Google France	1	0.00%
	Google Italy	1	0.00%
	Google Australia	1	0.00%
	AOL NetFind	1	0.00%
43.	effects	209	0.27%
	Google	150	0.20%
	Yahoo	28	0.04%
	Google UK	8	0.01%
	Google Canada	6	0.01%
	MSN	5	0.01%
	Google Australia	4	0.01%
	Yahoo Spain	2	0.00%

	Keywords Engines	Referrals	% Referrals
	Google Italy	2	0.00%
	Yahoo Singapore	1	0.00%
	Google France	1	0.00%
	Yahoo India	1	0.00%
	Yahoo Taiwan	1	0.00%
■ 44.	events	208	0.27%
	Google	190	0.25%
	AOL NetFind	7	0.01%
	Google Canada	5	0.01%
	Google Australia	2	0.00%
	Yahoo	2	0.00%
	Google UK	1	0.00%
	Google Germany	1	0.00%
■ 45.	university	207	0.27%
	Google	190	0.25%
	Yahoo	9	0.01%
	Google UK	3	0.00%
	MSN	2	0.00%
	Google Italy	1	0.00%
	Google Germany	1	0.00%
	Google Canada	1	0.00%
■ 46.	graduate	206	0.27%
	Google	194	0.25%
	Google UK	5	0.01%
	Yahoo	4	0.01%
	Google Australia	1	0.00%
	Google Canada	1	0.00%
	Google Germany	1	0.00%
■ 47.	sensing	204	0.27%
	Google	191	0.25%
	Google UK	4	0.01%
	Google Canada	4	0.01%
	Google France	2	0.00%
	Google Japan	1	0.00%
	Google Australia	1	0.00%
	Google Italy	1	0.00%
■ 48.	design	204	0.27%
	Google	172	0.22%
	Google UK	11	0.01%
	Yahoo	9	0.01%

	Keywords Engines	Referrals	% Referrals
	Google Germany	3	0.00%
	AltaVista	2	0.00%
	Google France	2	0.00%
	Google Canada	2	0.00%
	MSN	1	0.00%
	Google Austria	1	0.00%
	Yahoo UK & Ireland	1	0.00%
■ 49.	presentation	193	0.25%
	Google	136	0.18%
	AltaVista	20	0.03%
	Google UK	11	0.01%
	Google Italy	10	0.01%
	Yahoo	5	0.01%
	Google Canada	4	0.01%
	Google Australia	2	0.00%
	Google Germany	2	0.00%
	Yahoo India	1	0.00%
	Google Austria	1	0.00%
	MSN	1	0.00%
■ 50.	effect	192	0.25%
	Google	171	0.22%
	Yahoo	10	0.01%
	Google UK	6	0.01%
	MSN	2	0.00%
	Google Australia	2	0.00%
	Google France	1	0.00%
■ 51.	how	192	0.25%
	Google	151	0.20%
	Yahoo	16	0.02%
	Google UK	11	0.01%
	AOL NetFind	4	0.01%
	Google Canada	3	0.00%
	MSN	3	0.00%
	Google Australia	3	0.00%
	Google Italy	1	0.00%
■ 52.	is	191	0.25%
	Google	148	0.19%
	Google UK	11	0.01%
	Yahoo	10	0.01%
	Google Australia	8	0.01%

	Keywords Engines	Referrals	% Referrals
	Google Canada	7	0.01%
	MSN	2	0.00%
	AOL NetFind	2	0.00%
	Yahoo India	1	0.00%
	Google France	1	0.00%
	Google Germany	1	0.00%
■ 53.	quality	188	0.24%
	Google	133	0.17%
	Yahoo	27	0.04%
	Google UK	8	0.01%
	Google Canada	6	0.01%
	MSN	5	0.01%
	Google Australia	4	0.01%
	Google Italy	3	0.00%
	Google Japan	2	0.00%
■ 54.	study	187	0.24%
	Google	158	0.21%
	Yahoo	11	0.01%
	Google UK	7	0.01%
	Google Canada	4	0.01%
	Google Germany	2	0.00%
	Yahoo Spain	1	0.00%
	Google Japan	1	0.00%
	AOL NetFind	1	0.00%
	Google Australia	1	0.00%
	Yahoo Korea	1	0.00%
■ 55.	particulate	186	0.24%
	Google	160	0.21%
	MSN	7	0.01%
	Yahoo	6	0.01%
	Google UK	5	0.01%
	Yahoo Spain	2	0.00%
	Google Canada	2	0.00%
	Google Italy	2	0.00%
	Google Germany	1	0.00%
	Yahoo Taiwan	1	0.00%
■ 56.	matter	183	0.24%
	Google	157	0.20%
	Yahoo	5	0.01%
	Google UK	5	0.01%

	Keywords Engines	Referrals	% Referrals
	MSN	5	0.01%
	Google Canada	3	0.00%
	Yahoo India	2	0.00%
	Yahoo Spain	2	0.00%
	Google Italy	2	0.00%
	Google France	1	0.00%
	Google Germany	1	0.00%
■ 57.	remote	183	0.24%
	Google	174	0.23%
	Google Canada	4	0.01%
	Google UK	2	0.00%
	Google France	2	0.00%
	Google Australia	1	0.00%
■ 58.	pdf	179	0.23%
	Google	156	0.20%
	Yahoo	10	0.01%
	Google Germany	3	0.00%
	Google UK	2	0.00%
	Yahoo Taiwan	2	0.00%
	Google France	2	0.00%
	Yahoo Mexico	1	0.00%
	All The Web	1	0.00%
	Google Japan	1	0.00%
	Google Canada	1	0.00%
■ 59.	2008	175	0.23%
	Google	152	0.20%
	Yahoo	7	0.01%
	Google Canada	5	0.01%
	MSN	4	0.01%
	Google Australia	2	0.00%
	Google Italy	1	0.00%
	Google France	1	0.00%
	Google Germany	1	0.00%
	Google UK	1	0.00%
	AOL NetFind	1	0.00%
■ 60.	asthma	172	0.22%
	Google	130	0.17%
	Yahoo	23	0.03%
	Google UK	11	0.01%
	AOL NetFind	2	0.00%

	Keywords Engines	Referrals	% Referrals
	AltaVista	2	0.00%
	MSN	2	0.00%
	Google Germany	1	0.00%
	Google Australia	1	0.00%
■ 61.	treatment	167	0.22%
	Google	126	0.16%
	Yahoo	20	0.03%
	Google Canada	7	0.01%
	Google UK	5	0.01%
	Google Japan	2	0.00%
	Google Australia	2	0.00%
	Google Germany	2	0.00%
	Google France	1	0.00%
	Google Italy	1	0.00%
	MSN	1	0.00%
■ 62.	power	162	0.21%
	Google	136	0.18%
	Google Italy	16	0.02%
	Google UK	4	0.01%
	Yahoo	3	0.00%
	AOL NetFind	2	0.00%
	Google France	1	0.00%
■ 63.	p3	162	0.21%
	Google	125	0.16%
	Yahoo	15	0.02%
	MSN	7	0.01%
	Google UK	4	0.01%
	Google Australia	3	0.00%
	Google Canada	3	0.00%
	Yahoo Spain	2	0.00%
	Yandex	1	0.00%
	Yahoo Taiwan	1	0.00%
	Google France	1	0.00%
■ 64.	ecosystem	156	0.20%
	Google	127	0.17%
	Yahoo	6	0.01%
	Google UK	6	0.01%
	Google Australia	5	0.01%
	Google Canada	5	0.01%
	Google Germany	3	0.00%

	Keywords Engines	Referrals	% Referrals
	Google France	1	0.00%
	MSN	1	0.00%
	Google Italy	1	0.00%
	Yahoo Spain	1	0.00%
■ 65.	point	155	0.20%
	Google	127	0.17%
	Google Italy	15	0.02%
	Yahoo	5	0.01%
	Google UK	3	0.00%
	MSN	2	0.00%
	Google Canada	1	0.00%
	AOL NetFind	1	0.00%
	Google France	1	0.00%
■ 66.	human	154	0.20%
	Google	115	0.15%
	Google UK	11	0.01%
	Google Australia	7	0.01%
	Google Canada	7	0.01%
	Yahoo	5	0.01%
	MSN	4	0.01%
	Google Germany	2	0.00%
	AOL NetFind	1	0.00%
	Mamma	1	0.00%
	Yahoo India	1	0.00%
■ 67.	small	152	0.20%
	Google	117	0.15%
	Yahoo	18	0.02%
	Google UK	5	0.01%
	MSN	5	0.01%
	AOL NetFind	2	0.00%
	Yandex	2	0.00%
	Google Japan	1	0.00%
	Google Australia	1	0.00%
	Google Canada	1	0.00%
■ 68.	autism	151	0.20%
	Google	112	0.15%
	Yahoo	21	0.03%
	Google UK	8	0.01%
	MSN	5	0.01%
	Google Canada	4	0.01%

	Keywords Engines	Referrals	% Referrals
	AOL NetFind	1	0.00%
■ 69.	bacteria	150	0.20%
	Google	147	0.19%
	Google UK	2	0.00%
	Yahoo	1	0.00%
■ 70.	gas	149	0.19%
	Google	131	0.17%
	Yahoo	12	0.02%
	MSN	2	0.00%
	Google Australia	1	0.00%
	Google Germany	1	0.00%
	Google UK	1	0.00%
	Yahoo France	1	0.00%
■ 71.	chemical	148	0.19%
	Google	124	0.16%
	Yahoo	10	0.01%
	Google UK	5	0.01%
	Google Canada	4	0.01%
	MSN	2	0.00%
	Google Germany	1	0.00%
	Google France	1	0.00%
	Google Australia	1	0.00%
■ 72.	global	148	0.19%
	Google	126	0.16%
	Google UK	7	0.01%
	Yahoo	5	0.01%
	Google Canada	3	0.00%
	Google Germany	3	0.00%
	Google Italy	1	0.00%
	Google Australia	1	0.00%
	Google France	1	0.00%
	MSN	1	0.00%
■ 73.	technology	143	0.19%
	Google	108	0.14%
	Yahoo	18	0.02%
	Google Canada	5	0.01%
	Google UK	5	0.01%
	Google Germany	2	0.00%
	Google France	2	0.00%
	MSN	1	0.00%

	Keywords Engines	Referrals	% Referrals
	Google Austria	1	0.00%
	Google Australia	1	0.00%
74.	proposal	141	0.18%
	Google	118	0.15%
	Yahoo	11	0.01%
	Google Italy	4	0.01%
	Google UK	4	0.01%
	MSN	2	0.00%
	Google Germany	1	0.00%
	Google Australia	1	0.00%
75.	these	139	0.18%
	Google France	75	0.10%
	Google	64	0.08%
76.	from	139	0.18%
	Google	110	0.14%
	Yahoo	13	0.02%
	Google Canada	5	0.01%
	Google UK	4	0.01%
	Google Australia	3	0.00%
	AOL NetFind	2	0.00%
	Yahoo France	1	0.00%
	Google Germany	1	0.00%
77.	chemfet	139	0.18%
	Google France	75	0.10%
	Google	64	0.08%
78.	using	138	0.18%
	Google	123	0.16%
	Google UK	5	0.01%
	Yahoo	5	0.01%
	Google Canada	2	0.00%
	MSN	1	0.00%
	Google Australia	1	0.00%
	Google Germany	1	0.00%
79.	development	135	0.18%
	Google	86	0.11%
	Yahoo	22	0.03%
	Google UK	11	0.01%
	Google Canada	5	0.01%
	Google Australia	3	0.00%
	Google Germany	2	0.00%

	Keywords Engines	Referrals	% Referrals
	Yahoo Canada	2	0.00%
	MSN	2	0.00%
	Google France	2	0.00%
80.	metals	133	0.17%
	Google	117	0.15%
	Yahoo	8	0.01%
	Google Canada	3	0.00%
	Google Italy	3	0.00%
	MSN	1	0.00%
	Google Australia	1	0.00%
81.	exposure	129	0.17%
	Google	100	0.13%
	Yahoo	10	0.01%
	Google UK	5	0.01%
	Google Canada	4	0.01%
	Google Australia	3	0.00%
	Google France	2	0.00%
	MSN	2	0.00%
	Google Italy	1	0.00%
	Netscape	1	0.00%
	Google Germany	1	0.00%
82.	endocrine	128	0.17%
	Google	77	0.10%
	Google Italy	15	0.02%
	Yahoo	14	0.02%
	Google UK	9	0.01%
	Google France	5	0.01%
	Google Canada	3	0.00%
	MSN	2	0.00%
	AOL NetFind	1	0.00%
	Google Australia	1	0.00%
	Google Germany	1	0.00%
83.	risk	128	0.17%
	Google	94	0.12%
	Yahoo	14	0.02%
	Google Canada	6	0.01%
	Google UK	4	0.01%
	Google Italy	3	0.00%
	Google Australia	3	0.00%
	MSN	2	0.00%

	Keywords Engines	Referrals	% Referrals
	AOL NetFind	1	0.00%
	Google Japan	1	0.00%
■ 84.	sustainability	127	0.17%
	Google	112	0.15%
	Yahoo	4	0.01%
	Google Canada	3	0.00%
	AOL NetFind	2	0.00%
	Google Australia	2	0.00%
	Google France	1	0.00%
	Google UK	1	0.00%
	Google Austria	1	0.00%
	MSN	1	0.00%
■ 85.	conference	126	0.16%
	Google	102	0.13%
	Google UK	6	0.01%
	Google Canada	4	0.01%
	Yahoo	4	0.01%
	Google Japan	3	0.00%
	MSN	3	0.00%
	Google Germany	2	0.00%
	Google Australia	1	0.00%
	AOL NetFind	1	0.00%
■ 86.	sustainable	125	0.16%
	Google	112	0.15%
	Yahoo	4	0.01%
	Google UK	3	0.00%
	Google Canada	2	0.00%
	MSN	1	0.00%
	Google France	1	0.00%
	Google Germany	1	0.00%
	Google Australia	1	0.00%
■ 87.	metal	123	0.16%
	Google	107	0.14%
	Google UK	5	0.01%
	Yahoo	4	0.01%
	Google Canada	2	0.00%
	Google France	2	0.00%
	Netscape	1	0.00%
	Google Italy	1	0.00%
	MSN	1	0.00%

	Keywords Engines	Referrals	% Referrals
■ 88.	about	122	0.16%
	Yahoo	60	0.08%
	Google	51	0.07%
	MSN	4	0.01%
	Google UK	2	0.00%
	Yandex	2	0.00%
	Google Canada	1	0.00%
	AOL NetFind	1	0.00%
	Yahoo India	1	0.00%
■ 89.	assessment	122	0.16%
	Google	77	0.10%
	Google Canada	14	0.02%
	Yahoo	12	0.02%
	MSN	7	0.01%
	Google Germany	4	0.01%
	Google UK	4	0.01%
	Google Italy	3	0.00%
	Google Japan	1	0.00%
■ 90.	with	121	0.16%
	Google	90	0.12%
	Yahoo	18	0.02%
	Google UK	3	0.00%
	Google Canada	3	0.00%
	MSN	3	0.00%
	AOL NetFind	2	0.00%
	Yahoo India	1	0.00%
	Google Germany	1	0.00%
■ 91.	opportunities	118	0.15%
	Google	104	0.14%
	Yahoo	8	0.01%
	Google UK	2	0.00%
	MSN	2	0.00%
	AOL NetFind	1	0.00%
	Google Japan	1	0.00%
■ 92.	arsenic	116	0.15%
	Google	91	0.12%
	Google UK	7	0.01%
	MSN	7	0.01%
	Yahoo	6	0.01%
	Google Canada	3	0.00%

	Keywords Engines	Referrals	% Referrals
	HotBot	1	0.00%
	Yahoo Japan	1	0.00%
■ 93.	system	115	0.15%
	Google	74	0.10%
	Yahoo	13	0.02%
	Google UK	11	0.01%
	Google Canada	7	0.01%
	AOL NetFind	2	0.00%
	Google Italy	2	0.00%
	MSN	2	0.00%
	Google Germany	2	0.00%
	Google Australia	1	0.00%
	Yahoo Taiwan	1	0.00%
■ 94.	green	115	0.15%
	Google	96	0.12%
	Google UK	9	0.01%
	Yahoo	3	0.00%
	Google Italy	2	0.00%
	AOL NetFind	2	0.00%
	MSN	2	0.00%
	All The Web	1	0.00%
■ 95.	process	115	0.15%
	Google	90	0.12%
	Yahoo	17	0.02%
	Google UK	2	0.00%
	MSN	1	0.00%
	Google France	1	0.00%
	Google Australia	1	0.00%
	Yahoo Canada	1	0.00%
	Google Italy	1	0.00%
	Google Canada	1	0.00%
■ 96.	biodiversity	115	0.15%
	Google	81	0.11%
	Yahoo	7	0.01%
	Google Canada	6	0.01%
	MSN	6	0.01%
	Google UK	4	0.01%
	Google France	3	0.00%
	Google Australia	2	0.00%
	Google Germany	2	0.00%

	Keywords Engines	Referrals	% Referrals
	Google Italy	2	0.00%
	AOL NetFind	1	0.00%
	Yahoo India	1	0.00%
■ 97.	project	114	0.15%
	Google	86	0.11%
	Yahoo	9	0.01%
	Google UK	6	0.01%
	Google Australia	4	0.01%
	Google Canada	3	0.00%
	MSN	2	0.00%
	AOL NetFind	1	0.00%
	Google Italy	1	0.00%
	Yahoo India	1	0.00%
	Google France	1	0.00%
■ 98.	mercury	111	0.14%
	Google	84	0.11%
	Yahoo	10	0.01%
	Google UK	8	0.01%
	Google Canada	3	0.00%
	AOL NetFind	2	0.00%
	Google Italy	1	0.00%
	Yahoo Spain	1	0.00%
	MSN	1	0.00%
	Google Austria	1	0.00%
■ 99.	awards	111	0.14%
	Google	72	0.09%
	Yahoo Spain	27	0.04%
	Yahoo	5	0.01%
	Google Canada	2	0.00%
	Yahoo India	2	0.00%
	Google Italy	1	0.00%
	MSN	1	0.00%
	Google France	1	0.00%
■ 100.	species	104	0.14%
	Google	91	0.12%
	Google Canada	3	0.00%
	Google UK	3	0.00%
	MSN	2	0.00%
	Google Germany	2	0.00%
	AOL NetFind	1	0.00%

	Keywords Engines	Referrals	% Referrals
	Google Australia	1	0.00%
	Google France	1	0.00%
■ 101.	filetype:ppt	103	0.13%
	Google	88	0.11%
	Google Italy	4	0.01%
	Google Germany	4	0.01%
	Google France	2	0.00%
	Google UK	2	0.00%
	Google Canada	2	0.00%
	Google Japan	1	0.00%
■ 102.	waste	103	0.13%
	Google	88	0.11%
	Yahoo	5	0.01%
	Google UK	4	0.01%
	MSN	2	0.00%
	Google Canada	1	0.00%
	Google Germany	1	0.00%
	AltaVista	1	0.00%
	AOL NetFind	1	0.00%
■ 103.	student	96	0.12%
	Google	85	0.11%
	Google UK	4	0.01%
	Google Canada	2	0.00%
	Yahoo	2	0.00%
	Google Germany	1	0.00%
	AOL NetFind	1	0.00%
	Google France	1	0.00%
■ 104.	information	95	0.12%
	Google	71	0.09%
	Yahoo	9	0.01%
	Google UK	6	0.01%
	MSN	2	0.00%
	Google France	2	0.00%
	Google Canada	2	0.00%
	Yahoo India	1	0.00%
	Yahoo Australia & NZ	1	0.00%
	Google Austria	1	0.00%
■ 105.	lead	94	0.12%
	Google	71	0.09%
	Yahoo	12	0.02%

	Keywords Engines	Referrals	% Referrals
	Google Canada	4	0.01%
	Google Australia	4	0.01%
	AOL NetFind	3	0.00%
■ 106.	number	93	0.12%
	Google	93	0.12%
■ 107.	cost	93	0.12%
	Google	78	0.10%
	Yahoo	7	0.01%
	Google UK	3	0.00%
	Google France	1	0.00%
	Google Italy	1	0.00%
	Google Germany	1	0.00%
	MSN	1	0.00%
	Google Canada	1	0.00%
■ 108.	dc	92	0.12%
	Google	80	0.10%
	Yahoo	5	0.01%
	MSN	4	0.01%
	Google France	2	0.00%
	AOL NetFind	1	0.00%
■ 109.	award	91	0.12%
	Google	74	0.10%
	Yahoo	9	0.01%
	Google Canada	3	0.00%
	Google UK	2	0.00%
	Google France	2	0.00%
	Google Germany	1	0.00%
■ 110.	news	91	0.12%
	Google	82	0.11%
	Google Canada	4	0.01%
	AOL NetFind	2	0.00%
	Yahoo	2	0.00%
	Google Australia	1	0.00%
■ 111.	food	91	0.12%
	Google	85	0.11%
	Google UK	3	0.00%
	Google Canada	2	0.00%
	MSN	1	0.00%
■ 112.	innovation	90	0.12%
	Google	70	0.09%

	Keywords Engines	Referrals	% Referrals
	Yahoo	12	0.02%
	Yandex	4	0.01%
	Google Germany	2	0.00%
	Google Japan	1	0.00%
	Google UK	1	0.00%
■ 113.	use	90	0.12%
	Google	62	0.08%
	Yahoo	8	0.01%
	MSN	7	0.01%
	Google UK	6	0.01%
	Google Canada	5	0.01%
	Google Germany	1	0.00%
	AOL NetFind	1	0.00%
■ 114.	are	87	0.11%
	Google	62	0.08%
	Yahoo	9	0.01%
	Google UK	5	0.01%
	Google Canada	4	0.01%
	Google Australia	3	0.00%
	MSN	2	0.00%
	AOL NetFind	2	0.00%
■ 115.	management	86	0.11%
	Google	73	0.10%
	Yahoo	9	0.01%
	MSN	1	0.00%
	Google UK	1	0.00%
	Google Canada	1	0.00%
	Google Germany	1	0.00%
■ 116.	site:epa.gov	85	0.11%
	Google	79	0.10%
	Yahoo	3	0.00%
	Google Japan	2	0.00%
	Google Canada	1	0.00%
■ 117.	expo	85	0.11%
	Google	79	0.10%
	Yahoo	4	0.01%
	MSN	1	0.00%
	Google Canada	1	0.00%
■ 118.	services	83	0.11%
	Google	72	0.09%

	Keywords Engines	Referrals	% Referrals
	Google UK	6	0.01%
	Yahoo	3	0.00%
	Google Canada	1	0.00%
	Google Germany	1	0.00%
■ 119.	undergraduate	83	0.11%
	Google	73	0.10%
	Yahoo	4	0.01%
	Google Canada	3	0.00%
	AOL NetFind	2	0.00%
	MSN	1	0.00%
■ 120.	washington	82	0.11%
	Google	70	0.09%
	MSN	5	0.01%
	Yahoo	4	0.01%
	AOL NetFind	1	0.00%
	Google Australia	1	0.00%
	Google France	1	0.00%
■ 121.	based	82	0.11%
	Google	70	0.09%
	Yahoo	5	0.01%
	Google Canada	3	0.00%
	MSN	2	0.00%
	Google Italy	1	0.00%
	Google Japan	1	0.00%
■ 122.	control	81	0.11%
	Google	75	0.10%
	Yahoo	4	0.01%
	Google Germany	1	0.00%
	Google UK	1	0.00%
■ 123.	future	81	0.11%
	Google	71	0.09%
	Google UK	4	0.01%
	Yahoo	2	0.00%
	Google Canada	1	0.00%
	Google Germany	1	0.00%
	Google Japan	1	0.00%
	Google Australia	1	0.00%
■ 124.	detection	80	0.10%
	Google	59	0.08%
	Yahoo	9	0.01%

	Keywords Engines	Referrals	% Referrals
	Google UK	5	0.01%
	Google Canada	2	0.00%
	Google France	2	0.00%
	Google Japan	1	0.00%
	AOL NetFind	1	0.00%
	MSN	1	0.00%
■ 125.	heavy	80	0.10%
	Google	66	0.09%
	Yahoo	6	0.01%
	Google Italy	4	0.01%
	MSN	1	0.00%
	Netscape	1	0.00%
	Google UK	1	0.00%
	Google Australia	1	0.00%
■ 126.	by	79	0.10%
	Google	50	0.07%
	Yahoo	11	0.01%
	Google UK	7	0.01%
	Google Canada	4	0.01%
	MSN	2	0.00%
	Google Germany	2	0.00%
	AOL NetFind	2	0.00%
	Yahoo UK & Ireland	1	0.00%
■ 127.	ecological	79	0.10%
	Google	62	0.08%
	Google UK	7	0.01%
	Google Canada	3	0.00%
	Yahoo	3	0.00%
	MSN	2	0.00%
	Google Germany	1	0.00%
	Google Japan	1	0.00%
■ 128.	phase	79	0.10%
	Google	56	0.07%
	Yahoo	14	0.02%
	Google Australia	2	0.00%
	MSN	2	0.00%
	Google Canada	2	0.00%
	Google Germany	1	0.00%
	Google UK	1	0.00%
	Yahoo Japan	1	0.00%

	Keywords Engines	Referrals	% Referrals
■ 129.	drinking	78	0.10%
	Google	52	0.07%
	Yahoo	14	0.02%
	Google UK	4	0.01%
	AOL NetFind	2	0.00%
	MSN	2	0.00%
	Google Canada	2	0.00%
	Yahoo Japan	1	0.00%
	Google Germany	1	0.00%
■ 130.	leak	77	0.10%
	Google	58	0.08%
	Yahoo	10	0.01%
	Google UK	3	0.00%
	MSN	2	0.00%
	Google Canada	2	0.00%
	Google Germany	1	0.00%
	Google France	1	0.00%
■ 131.	genetically	77	0.10%
	Google	70	0.09%
	Google Canada	2	0.00%
	Google UK	2	0.00%
	Yahoo	2	0.00%
	AOL NetFind	1	0.00%
■ 132.	impact	77	0.10%
	Google	50	0.07%
	Google Canada	7	0.01%
	Google Australia	6	0.01%
	Google UK	5	0.01%
	Yahoo	3	0.00%
	Google Germany	1	0.00%
	MSN	1	0.00%
	AltaVista	1	0.00%
	Google Japan	1	0.00%
	AOL NetFind	1	0.00%
	Google France	1	0.00%
■ 133.	physical	76	0.10%
	Google	74	0.10%
	Google UK	2	0.00%
■ 134.	disease	76	0.10%
	Google	60	0.08%

	Keywords Engines	Referrals	% Referrals
	Yahoo	5	0.01%
	Google UK	3	0.00%
	Google Canada	3	0.00%
	MSN	2	0.00%
	Google Italy	2	0.00%
	Google Australia	1	0.00%
■ 135.	rfa	75	0.10%
	Google	71	0.09%
	Yahoo	3	0.00%
	Google Canada	1	0.00%
■ 136.	pesticides	75	0.10%
	Google	53	0.07%
	Yahoo	12	0.02%
	Google Canada	5	0.01%
	Google UK	3	0.00%
	MSN	1	0.00%
	Yahoo India	1	0.00%
■ 137.	results	74	0.10%
	Google	65	0.08%
	Yahoo	4	0.01%
	Google UK	3	0.00%
	Google Italy	1	0.00%
	Google Australia	1	0.00%
■ 138.	new	73	0.10%
	Google	56	0.07%
	Yahoo	14	0.02%
	Google Japan	1	0.00%
	Google Germany	1	0.00%
	Google UK	1	0.00%
■ 139.	centers	73	0.10%
	Google	57	0.07%
	Yahoo	9	0.01%
	MSN	3	0.00%
	Google Canada	2	0.00%
	Google UK	1	0.00%
	Google Germany	1	0.00%
■ 140.	sheet	73	0.10%
	Google	66	0.09%
	Yahoo	3	0.00%
	Google Canada	2	0.00%

	Keywords Engines	Referrals	% Referrals
	Google UK	2	0.00%
■ 141.	2002	72	0.09%
	Google	66	0.09%
	AOL NetFind	5	0.01%
	Google Canada	1	0.00%
■ 142.	theories	72	0.09%
	Yahoo	58	0.08%
	Google	13	0.02%
	AOL NetFind	1	0.00%
■ 143.	analysis	72	0.09%
	Google	49	0.06%
	Yahoo	8	0.01%
	Google Canada	5	0.01%
	Google Italy	4	0.01%
	Google Australia	2	0.00%
	Google Germany	2	0.00%
	MSN	1	0.00%
	Google UK	1	0.00%
■ 144.	removal	72	0.09%
	Google	48	0.06%
	Google Canada	7	0.01%
	MSN	7	0.01%
	Yahoo	5	0.01%
	Google UK	4	0.01%
	Google Australia	1	0.00%
■ 145.	workshop	72	0.09%
	Google	55	0.07%
	Google Canada	6	0.01%
	Google UK	3	0.00%
	Google Germany	3	0.00%
	Yahoo	3	0.00%
	Google Australia	1	0.00%
	AOL NetFind	1	0.00%
■ 146.	application	72	0.09%
	Google	57	0.07%
	Yahoo	7	0.01%
	MSN	4	0.01%
	Google UK	3	0.00%
	Google Italy	1	0.00%
■ 147.	recommended	71	0.09%

	Keywords Engines	Referrals	% Referrals
	Google	71	0.09%
■ 148.	energy	71	0.09%
	Google	64	0.08%
	Yahoo	4	0.01%
	MSN	1	0.00%
	Google Canada	1	0.00%
	AOL NetFind	1	0.00%
■ 149.	nanoparticles	71	0.09%
	Google	48	0.06%
	Google UK	6	0.01%
	Yahoo	4	0.01%
	Google Canada	4	0.01%
	Google Germany	2	0.00%
	Google Japan	2	0.00%
	Google France	2	0.00%
	Google Italy	1	0.00%
	Google Australia	1	0.00%
	AltaVista	1	0.00%
■ 150.	distrilled	71	0.09%
	Google	71	0.09%
■ 151.	nanomaterials	70	0.09%
	Google	49	0.06%
	Google Canada	6	0.01%
	Google Italy	5	0.01%
	Google Japan	2	0.00%
	Google UK	2	0.00%
	MSN	2	0.00%
	Yahoo	2	0.00%
	Yahoo Spain	1	0.00%
	Google Germany	1	0.00%
■ 152.	abstract	70	0.09%
	Google	55	0.07%
	Yahoo	9	0.01%
	Google Canada	3	0.00%
	Google France	1	0.00%
	Google UK	1	0.00%
	AOL NetFind	1	0.00%
■ 153.	natural	69	0.09%
	Google	53	0.07%
	Yahoo	5	0.01%

	Keywords Engines	Referrals	% Referrals
	Google Australia	3	0.00%
	Google UK	3	0.00%
	MSN	2	0.00%
	Google Canada	1	0.00%
	Google Italy	1	0.00%
	Google France	1	0.00%
■ 154.	purpose	69	0.09%
	Google	63	0.08%
	Google UK	3	0.00%
	Yahoo	1	0.00%
	Google Canada	1	0.00%
	Google Germany	1	0.00%
■ 155.	public	69	0.09%
	Google	60	0.08%
	Yahoo	5	0.01%
	Google Canada	1	0.00%
	Google France	1	0.00%
	Google Germany	1	0.00%
	Google Japan	1	0.00%
■ 156.	consequences	68	0.09%
	Google	53	0.07%
	Google Australia	4	0.01%
	Google Canada	3	0.00%
	Google Germany	2	0.00%
	Google UK	2	0.00%
	Yahoo	2	0.00%
	Google France	1	0.00%
	Yahoo India	1	0.00%
■ 157.	usepa	68	0.09%
	Google	57	0.07%
	Google Canada	7	0.01%
	Yahoo	3	0.00%
	Google Italy	1	0.00%
■ 158.	paper	66	0.09%
	Google	31	0.04%
	AltaVista	20	0.03%
	Yahoo	8	0.01%
	Google Australia	2	0.00%
	MSN	1	0.00%
	Google Canada	1	0.00%

	Keywords Engines	Referrals	% Referrals
	Yahoo India	1	0.00%
	Google Germany	1	0.00%
	Google Japan	1	0.00%
■ 159.	microbial	66	0.09%
	HotBot	34	0.04%
	Google	27	0.04%
	Yahoo	3	0.00%
	Google Italy	1	0.00%
	MSN	1	0.00%
■ 160.	epa,	65	0.08%
	Google	50	0.07%
	Yahoo	5	0.01%
	Google Germany	3	0.00%
	MSN	3	0.00%
	CompuServe	2	0.00%
	Google Canada	1	0.00%
	Google UK	1	0.00%
■ 161.	watershed	65	0.08%
	Google	62	0.08%
	Google Canada	1	0.00%
	Yahoo	1	0.00%
	MSN	1	0.00%
■ 162.	distribution	65	0.08%
	Google	61	0.08%
	Yahoo	2	0.00%
	Google Canada	1	0.00%
	Google UK	1	0.00%
■ 163.	remediation	65	0.08%
	Google	43	0.06%
	Google UK	8	0.01%
	Google Canada	6	0.01%
	Yahoo	5	0.01%
	Google Italy	2	0.00%
	MSN	1	0.00%
■ 164.	sensors	65	0.08%
	Google	62	0.08%
	Yahoo India	1	0.00%
	Yahoo	1	0.00%
	MSN	1	0.00%
■ 165.	wastewater	65	0.08%

	Keywords Engines	Referrals	% Referrals
	Google	58	0.08%
	Yahoo	3	0.00%
	Google Germany	1	0.00%
	Google UK	1	0.00%
	Google Canada	1	0.00%
	Google Australia	1	0.00%
■ 166.	an	64	0.08%
	Google	52	0.07%
	Google UK	4	0.01%
	Yahoo	4	0.01%
	Google Germany	2	0.00%
	MSN	1	0.00%
	AOL NetFind	1	0.00%
■ 167.	cover	64	0.08%
	Google	61	0.08%
	Yahoo	3	0.00%
■ 168.	fragmentation	64	0.08%
	Google	64	0.08%
■ 169.	that	64	0.08%
	Google	46	0.06%
	Yahoo	10	0.01%
	Google UK	7	0.01%
	Google Australia	1	0.00%
■ 170.	kids	63	0.08%
	Google	56	0.07%
	Google Canada	3	0.00%
	Yahoo	2	0.00%
	Google UK	1	0.00%
	AOL NetFind	1	0.00%
■ 171.	achieve	62	0.08%
	Google	55	0.07%
	Google UK	4	0.01%
	Google Australia	2	0.00%
	Google Austria	1	0.00%
■ 172.	solicitation	62	0.08%
	Google	52	0.07%
	Yahoo	6	0.01%
	MSN	2	0.00%
	Google Australia	1	0.00%
	Google Italy	1	0.00%

	Keywords Engines	Referrals	% Referrals
■ 173.	model	62	0.08%
	Google	36	0.05%
	Google Italy	10	0.01%
	Yahoo	5	0.01%
	Google UK	3	0.00%
	Google France	3	0.00%
	Google Germany	1	0.00%
	MSN	1	0.00%
	Google Canada	1	0.00%
	AOL NetFind	1	0.00%
	Yahoo Japan	1	0.00%
■ 174.	oxide	62	0.08%
	Google	60	0.08%
	Google France	1	0.00%
	MSN	1	0.00%
■ 175.	pesticide	62	0.08%
	Google	50	0.07%
	Yahoo	6	0.01%
	Google Australia	2	0.00%
	MSN	1	0.00%
	AOL NetFind	1	0.00%
	Google Canada	1	0.00%
	Google Italy	1	0.00%
■ 176.	programs	61	0.08%
	Google	53	0.07%
	Yahoo	6	0.01%
	Google UK	1	0.00%
	Google Canada	1	0.00%
■ 177.	free	61	0.08%
	Google	54	0.07%
	Yahoo	4	0.01%
	Yahoo India	1	0.00%
	Google UK	1	0.00%
	MSN	1	0.00%
■ 178.	approach	61	0.08%
	Google	46	0.06%
	Google UK	4	0.01%
	MSN	3	0.00%
	Google France	2	0.00%
	Google Canada	2	0.00%

	Keywords Engines	Referrals	% Referrals
	Google Germany	2	0.00%
	AOL NetFind	1	0.00%
	Google Australia	1	0.00%
■ 179.	california	60	0.08%
	Google	43	0.06%
	Google UK	5	0.01%
	Yahoo Spain	4	0.01%
	Yahoo	3	0.00%
	MSN	1	0.00%
	AltaVista	1	0.00%
	AOL NetFind	1	0.00%
	Google Italy	1	0.00%
	Google Germany	1	0.00%
■ 180.	semiconductor	59	0.08%
	Google	57	0.07%
	Yahoo	1	0.00%
	Google France	1	0.00%
■ 181.	filtration	59	0.08%
	Google	44	0.06%
	Yahoo	6	0.01%
	Google Japan	4	0.01%
	Google France	2	0.00%
	Yahoo Korea	1	0.00%
	Google Canada	1	0.00%
	Google UK	1	0.00%
■ 182.	list	59	0.08%
	Google	49	0.06%
	Yahoo	5	0.01%
	Google Germany	2	0.00%
	Google Italy	2	0.00%
	Google France	1	0.00%
■ 183.	students	59	0.08%
	Google	55	0.07%
	Yahoo India	1	0.00%
	MSN	1	0.00%
	AOL NetFind	1	0.00%
	Google France	1	0.00%
■ 184.	usa	59	0.08%
	Google	45	0.06%
	Google Germany	3	0.00%

	Keywords Engines	Referrals	% Referrals
	Google Canada	3	0.00%
	Google Australia	2	0.00%
	Google UK	2	0.00%
	Google Austria	1	0.00%
	MSN	1	0.00%
	Google Italy	1	0.00%
	AOL NetFind	1	0.00%
■ 185.	.pdf	58	0.08%
	Google	58	0.08%
■ 186.	carbon	58	0.08%
	Google	47	0.06%
	Yahoo	4	0.01%
	Google UK	2	0.00%
	Google Canada	1	0.00%
	Google Italy	1	0.00%
	Google Germany	1	0.00%
	Google France	1	0.00%
	MSN	1	0.00%
■ 187.	child	58	0.08%
	Google	42	0.05%
	Yahoo	8	0.01%
	Google UK	2	0.00%
	Yahoo Spain	2	0.00%
	Google Canada	2	0.00%
	Google Australia	1	0.00%
	AOL NetFind	1	0.00%
■ 188.	integrated	58	0.08%
	Google	55	0.07%
	Google UK	2	0.00%
	MSN	1	0.00%
■ 189.	soil	58	0.08%
	Google	45	0.06%
	Yahoo	5	0.01%
	Google Canada	2	0.00%
	Google Australia	2	0.00%
	Yahoo UK & Ireland	2	0.00%
	Google France	1	0.00%
	Google UK	1	0.00%
■ 190.	applications	58	0.08%
	Google	50	0.07%

	Keywords Engines	Referrals	% Referrals
	Yahoo	5	0.01%
	Google Italy	1	0.00%
	Google UK	1	0.00%
	Google Germany	1	0.00%
■ 191.	(pdf)	57	0.07%
	Google	56	0.07%
	Google UK	1	0.00%
■ 192.	projects	57	0.07%
	Google	46	0.06%
	Yahoo	5	0.01%
	Google UK	5	0.01%
	Google Canada	1	0.00%
■ 193.	u.s.	57	0.07%
	Google	52	0.07%
	Google Canada	2	0.00%
	Google Germany	2	0.00%
	MSN	1	0.00%
■ 194.	aquatic	57	0.07%
	Google	41	0.05%
	Yahoo	5	0.01%
	Google UK	4	0.01%
	Google Canada	3	0.00%
	Google Germany	1	0.00%
	MSN	1	0.00%
	Google Italy	1	0.00%
	Google Australia	1	0.00%
■ 195.	manufacturing	56	0.07%
	Google	44	0.06%
	Google UK	4	0.01%
	Yahoo	3	0.00%
	Google Italy	2	0.00%
	Google Canada	2	0.00%
	Google France	1	0.00%
■ 196.	at	56	0.07%
	Google	48	0.06%
	Yahoo	4	0.01%
	AOL NetFind	2	0.00%
	MSN	1	0.00%
	Google Germany	1	0.00%
■ 197.	competition	56	0.07%

	Keywords Engines	Referrals	% Referrals
	Google	46	0.06%
	Google UK	4	0.01%
	Google France	2	0.00%
	MSN	1	0.00%
	Google Australia	1	0.00%
	Google Canada	1	0.00%
	Yahoo	1	0.00%
■ 198.	biological	56	0.07%
	Google	42	0.05%
	Google Australia	4	0.01%
	Yahoo	3	0.00%
	Google UK	2	0.00%
	AltaVista	1	0.00%
	Google Canada	1	0.00%
	AOL NetFind	1	0.00%
	Google France	1	0.00%
	Google Germany	1	0.00%
■ 199.	interdisciplinary	56	0.07%
	Google	43	0.06%
	Google UK	3	0.00%
	MSN	3	0.00%
	Google Canada	2	0.00%
	AOL NetFind	2	0.00%
	Yahoo	2	0.00%
	Google Germany	1	0.00%
■ 200.	studies	55	0.07%
	Google	43	0.06%
	Yahoo	4	0.01%
	MSN	3	0.00%
	Google UK	2	0.00%
	Google Australia	1	0.00%
	Yahoo India	1	0.00%
	AOL NetFind	1	0.00%
■ 201.	composting	55	0.07%
	Google	55	0.07%
■ 202.	community	55	0.07%
	Google	35	0.05%
	Yahoo	14	0.02%
	Yahoo Canada	2	0.00%
	MSN	1	0.00%

	Keywords Engines	Referrals	% Referrals
	Google Canada	1	0.00%
	Google Italy	1	0.00%
	Google Japan	1	0.00%
■ 203.	cellulolytic	55	0.07%
	Google	55	0.07%
■ 204.	mutagensis	55	0.07%
	Google	55	0.07%
■ 205.	comparative	55	0.07%
	Google	55	0.07%
■ 206.	disorders	55	0.07%
	Google	40	0.05%
	Yahoo	8	0.01%
	Google UK	5	0.01%
	AOL NetFind	1	0.00%
	MSN	1	0.00%
■ 207.	state	54	0.07%
	Google	48	0.06%
	Yahoo	4	0.01%
	AOL NetFind	1	0.00%
	Google UK	1	0.00%
■ 208.	hybrid	54	0.07%
	Google	54	0.07%
■ 209.	united	54	0.07%
	Google	44	0.06%
	Google Canada	6	0.01%
	Google Australia	2	0.00%
	Yahoo	2	0.00%
■ 210.	bioremediation	54	0.07%
	HotBot	34	0.04%
	Google	14	0.02%
	Google UK	3	0.00%
	Yahoo UK & Ireland	1	0.00%
	Google Italy	1	0.00%
	Yahoo	1	0.00%
■ 211.	sample	54	0.07%
	Google	49	0.06%
	AOL NetFind	2	0.00%
	Google UK	2	0.00%
	MSN	1	0.00%
■ 212.	indicators	53	0.07%

	Keywords Engines	Referrals	% Referrals
	Google	38	0.05%
	MSN	4	0.01%
	Yahoo	3	0.00%
	Yahoo Germany	2	0.00%
	Google Canada	2	0.00%
	Google France	2	0.00%
	Google UK	1	0.00%
	Google Germany	1	0.00%
■ 213.	repond	53	0.07%
	Google	53	0.07%
■ 214.	land	53	0.07%
	Google	44	0.06%
	MSN	3	0.00%
	Google Canada	2	0.00%
	Google Germany	1	0.00%
	AOL NetFind	1	0.00%
	Google UK	1	0.00%
	Yahoo	1	0.00%
■ 215.	states	53	0.07%
	Google	45	0.06%
	Google Canada	6	0.01%
	Google Australia	1	0.00%
	AOL NetFind	1	0.00%
■ 216.	cnts	53	0.07%
	Google	53	0.07%
■ 217.	issues	52	0.07%
	Google	43	0.06%
	Google Australia	3	0.00%
	Yahoo	2	0.00%
	Google Canada	2	0.00%
	Google UK	1	0.00%
	MSN	1	0.00%
■ 218.	economic	51	0.07%
	Google	40	0.05%
	Google Canada	5	0.01%
	Google UK	4	0.01%
	Google Italy	1	0.00%
	Google Austria	1	0.00%
■ 219.	composition	51	0.07%
	Google	49	0.06%

	Keywords Engines	Referrals	% Referrals
	Google UK	2	0.00%
■ 220.	behavior	51	0.07%
	Google	41	0.05%
	Yahoo	5	0.01%
	Google UK	3	0.00%
	AOL NetFind	2	0.00%
■ 221.	ord	51	0.07%
	Google	34	0.04%
	Yahoo	13	0.02%
	Google Australia	1	0.00%
	MSN	1	0.00%
	Google Germany	1	0.00%
	Google Canada	1	0.00%
■ 222.	video	51	0.07%
	Google	41	0.05%
	Yahoo	10	0.01%
■ 223.	phytoremediation	51	0.07%
	Google	42	0.05%
	Yahoo UK & Ireland	2	0.00%
	Google UK	2	0.00%
	Google Italy	2	0.00%
	MSN	1	0.00%
	HotBot	1	0.00%
	Google Canada	1	0.00%
■ 224.	hazards	50	0.07%
	Yahoo	47	0.06%
	Google	2	0.00%
	Google UK	1	0.00%
■ 225.	uses	50	0.07%
	Google	50	0.07%
■ 226.	ecosystems	50	0.07%
	Google	36	0.05%
	Google UK	7	0.01%
	Google Australia	3	0.00%
	Google Canada	3	0.00%
	MSN	1	0.00%
■ 227.	toxicology	50	0.07%
	Google	41	0.05%
	Yahoo	4	0.01%
	Google Germany	3	0.00%

	Keywords Engines	Referrals	% Referrals
	AOL NetFind	1	0.00%
	Google Canada	1	0.00%
■ 228.	monitoring	50	0.07%
	Google	36	0.05%
	Google UK	5	0.01%
	Google Canada	3	0.00%
	Yahoo	3	0.00%
	Google Germany	2	0.00%
	Google Australia	1	0.00%
■ 229.	download	49	0.06%
	Google	37	0.05%
	Google Italy	8	0.01%
	Yahoo	2	0.00%
	Google France	1	0.00%
	Google UK	1	0.00%
■ 230.	production	49	0.06%
	Google	41	0.05%
	Google UK	4	0.01%
	Google Canada	2	0.00%
	Yahoo	1	0.00%
	Google Germany	1	0.00%
■ 231.	implication	49	0.06%
	Google	49	0.06%
■ 232.	factors	49	0.06%
	Google	29	0.04%
	Yahoo	11	0.01%
	Google UK	6	0.01%
	Mamma	1	0.00%
	Google Germany	1	0.00%
	Yahoo Singapore	1	0.00%
■ 233.	manufacturer	49	0.06%
	Google	49	0.06%
■ 234.	topics	49	0.06%
	Google	40	0.05%
	Yahoo	7	0.01%
	MSN	2	0.00%
■ 235.	wastes	49	0.06%
	HotBot	34	0.04%
	Yahoo	7	0.01%
	Google	5	0.01%

	Keywords Engines	Referrals	% Referrals
	Google UK	2	0.00%
	Yahoo India	1	0.00%
■ 236.	questions	49	0.06%
	Google	37	0.05%
	Google UK	4	0.01%
	Yahoo	4	0.01%
	AOL NetFind	1	0.00%
	Google Canada	1	0.00%
	Google Australia	1	0.00%
	MSN	1	0.00%
■ 237.	modified	49	0.06%
	Google	43	0.06%
	Google UK	2	0.00%
	Google Canada	2	0.00%
	AOL NetFind	1	0.00%
	Yahoo	1	0.00%
■ 238.	engineering	48	0.06%
	Google	43	0.06%
	MSN	1	0.00%
	Google France	1	0.00%
	Yahoo	1	0.00%
	Google Canada	1	0.00%
	Google UK	1	0.00%
■ 239.	changes	48	0.06%
	Google	34	0.04%
	Google UK	5	0.01%
	Yahoo	4	0.01%
	Google Canada	2	0.00%
	Google Italy	1	0.00%
	Google Australia	1	0.00%
	MSN	1	0.00%
■ 240.	example	48	0.06%
	Google	34	0.04%
	Yahoo	7	0.01%
	Google Australia	3	0.00%
	Google UK	2	0.00%
	Google France	1	0.00%
	AOL NetFind	1	0.00%
■ 241.	solar	48	0.06%
	Google	41	0.05%

	Keywords Engines	Referrals	% Referrals
	MSN	2	0.00%
	Yahoo	2	0.00%
	Google Canada	1	0.00%
	Google Germany	1	0.00%
	Google UK	1	0.00%
■ 242.	international	47	0.06%
	Google	45	0.06%
	Google UK	1	0.00%
	Google Germany	1	0.00%
■ 243.	coefficient	47	0.06%
	Google	44	0.06%
	Google Germany	1	0.00%
	Google UK	1	0.00%
	Yahoo	1	0.00%
■ 244.	decision	47	0.06%
	Google	36	0.05%
	Yahoo	5	0.01%
	Google UK	3	0.00%
	Google Germany	1	0.00%
	Google Australia	1	0.00%
	Google Japan	1	0.00%
■ 245.	diseases	46	0.06%
	Google	39	0.05%
	Google UK	2	0.00%
	Yahoo	1	0.00%
	Google France	1	0.00%
	MSN	1	0.00%
	AOL NetFind	1	0.00%
	Google Canada	1	0.00%
■ 246.	promotion	46	0.06%
	Google	22	0.03%
	Yahoo	18	0.02%
	AOL NetFind	3	0.00%
	Google UK	3	0.00%
■ 247.	algae	46	0.06%
	Google	41	0.05%
	Yahoo	1	0.00%
	Google Canada	1	0.00%
	Google UK	1	0.00%
	Google Japan	1	0.00%

	Keywords Engines	Referrals	% Referrals
	Google France	1	0.00%
■ 248.	life	46	0.06%
	Google	37	0.05%
	Google UK	4	0.01%
	Google France	2	0.00%
	Yahoo	1	0.00%
	Google Canada	1	0.00%
	MSN	1	0.00%
■ 249.	tio2	46	0.06%
	Google	38	0.05%
	Google France	3	0.00%
	Google Germany	2	0.00%
	Google Italy	2	0.00%
	Google Canada	1	0.00%
■ 250.	oil	46	0.06%
	Google	36	0.05%
	Yahoo	5	0.01%
	Yahoo UK & Ireland	2	0.00%
	Google Italy	1	0.00%
	Google Canada	1	0.00%
	Google UK	1	0.00%
■ 251.	you	46	0.06%
	Google	38	0.05%
	Yahoo	3	0.00%
	AOL NetFind	2	0.00%
	Google UK	2	0.00%
	Google Canada	1	0.00%
■ 252.	biomarker	46	0.06%
	Google	31	0.04%
	Yahoo	4	0.01%
	Google Italy	3	0.00%
	Google Australia	3	0.00%
	Google France	1	0.00%
	Google Germany	1	0.00%
	Netscape	1	0.00%
	Google UK	1	0.00%
	Google Canada	1	0.00%
■ 253.	data	45	0.06%
	Google	32	0.04%
	Yahoo	4	0.01%

	Keywords Engines	Referrals	% Referrals
	MSN	3	0.00%
	Google Australia	2	0.00%
	Google UK	1	0.00%
	Google Canada	1	0.00%
	Google Germany	1	0.00%
	Yahoo Spain	1	0.00%
■ 254.	michigan	44	0.06%
	Google	31	0.04%
	Yahoo	6	0.01%
	Google Canada	4	0.01%
	Google Germany	1	0.00%
	MSN	1	0.00%
	Google Australia	1	0.00%
■ 255.	risks	44	0.06%
	Google	38	0.05%
	Yahoo Singapore	3	0.00%
	Google Canada	2	0.00%
	MSN	1	0.00%
■ 256.	calendar	44	0.06%
	Google	32	0.04%
	Google Japan	4	0.01%
	Google UK	3	0.00%
	Google Australia	2	0.00%
	Google France	1	0.00%
	Yahoo	1	0.00%
	AOL NetFind	1	0.00%
■ 257.	form	44	0.06%
	Google	39	0.05%
	Yahoo	3	0.00%
	MSN	1	0.00%
	Google UK	1	0.00%
■ 258.	smart	44	0.06%
	Google	43	0.06%
	Google France	1	0.00%
■ 259.	policy	44	0.06%
	Google	35	0.05%
	MSN	3	0.00%
	Yahoo	1	0.00%
	Google Germany	1	0.00%
	Google Canada	1	0.00%

	Keywords Engines	Referrals	% Referrals
	Google UK	1	0.00%
	Google France	1	0.00%
	Google Australia	1	0.00%
■ 260.	format	43	0.06%
	Google	41	0.05%
	Google Canada	1	0.00%
	Yahoo	1	0.00%
■ 261.	systems	43	0.06%
	Google	31	0.04%
	Google Canada	4	0.01%
	Yahoo	3	0.00%
	Google UK	2	0.00%
	Google Germany	1	0.00%
	MSN	1	0.00%
	Google Australia	1	0.00%
■ 262.	report	43	0.06%
	Google	33	0.04%
	Yahoo	4	0.01%
	Google UK	3	0.00%
	Yandex	1	0.00%
	Google Italy	1	0.00%
	Google Japan	1	0.00%
■ 263.	roughness	43	0.06%
	Google	43	0.06%
■ 264.	manning	43	0.06%
	Google	43	0.06%
■ 265.	activities	43	0.06%
	Google	31	0.04%
	Google Canada	4	0.01%
	Yahoo	3	0.00%
	Google Australia	1	0.00%
	Google UK	1	0.00%
	MSN	1	0.00%
	Google Germany	1	0.00%
	Yahoo India	1	0.00%
■ 266.	conferences	43	0.06%
	Google	28	0.04%
	Google Canada	7	0.01%
	Yahoo	3	0.00%
	MSN	2	0.00%

	Keywords Engines	Referrals	% Referrals
	Google Italy	1	0.00%
	Google Australia	1	0.00%
	Google Germany	1	0.00%
■ 267.	epa.gov	43	0.06%
	Google	41	0.05%
	AOL NetFind	1	0.00%
	Yahoo	1	0.00%
■ 268.	detroit	43	0.06%
	Google	37	0.05%
	Yahoo	5	0.01%
	MSN	1	0.00%
■ 269.	biodiesel	43	0.06%
	Google	39	0.05%
	Google UK	2	0.00%
	Yahoo	1	0.00%
	Google Germany	1	0.00%
■ 270.	population	43	0.06%
	Google	35	0.05%
	Google Australia	2	0.00%
	MSN	2	0.00%
	Google Canada	1	0.00%
	Yahoo	1	0.00%
	Google UK	1	0.00%
	Google Germany	1	0.00%
■ 271.	government	42	0.05%
	Google	27	0.04%
	Yahoo	6	0.01%
	MSN	4	0.01%
	Google UK	3	0.00%
	Google Canada	1	0.00%
	Google Australia	1	0.00%
■ 272.	staa	42	0.05%
	Google	34	0.04%
	Yahoo	6	0.01%
	Netscape	1	0.00%
	MSN	1	0.00%
■ 273.	do	42	0.05%
	Google	25	0.03%
	Yahoo	7	0.01%
	Google UK	6	0.01%

	Keywords Engines	Referrals	% Referrals
	AOL NetFind	3	0.00%
	Google Canada	1	0.00%
■ 274.	foods	42	0.05%
	Google	39	0.05%
	Yahoo	2	0.00%
	Google Canada	1	0.00%
■ 275.	chemicals	42	0.05%
	Google	29	0.04%
	Yahoo	5	0.01%
	Google UK	4	0.01%
	Google Australia	4	0.01%
■ 276.	academic	41	0.05%
	Google	31	0.04%
	Google UK	3	0.00%
	Yahoo	2	0.00%
	MSN	2	0.00%
	Google Italy	1	0.00%
	Google Australia	1	0.00%
	Google Germany	1	0.00%
■ 277.	does	41	0.05%
	Google	32	0.04%
	Yahoo	6	0.01%
	Google Australia	2	0.00%
	MSN	1	0.00%
■ 278.	neurodevelopmental	41	0.05%
	Google	28	0.04%
	Google UK	6	0.01%
	Yahoo	4	0.01%
	Google Canada	2	0.00%
	Google Germany	1	0.00%
■ 279.	cryptosporidium	41	0.05%
	Google UK	32	0.04%
	Google	7	0.01%
	Google Canada	1	0.00%
	Yahoo	1	0.00%
■ 280.	models	41	0.05%
	Google	17	0.02%
	Yahoo	13	0.02%
	Google UK	5	0.01%
	MSN	3	0.00%

	Keywords Engines	Referrals	% Referrals
	Google Canada	1	0.00%
	AOL NetFind	1	0.00%
	Google Germany	1	0.00%
■ 281.	affect	41	0.05%
	Google	32	0.04%
	Yahoo	5	0.01%
	Google Canada	2	0.00%
	AOL NetFind	1	0.00%
	MSN	1	0.00%
■ 282.	related	40	0.05%
	Google	24	0.03%
	Yahoo	9	0.01%
	Google Canada	3	0.00%
	Google UK	3	0.00%
	Google Australia	1	0.00%
■ 283.	wetlands	40	0.05%
	Google	38	0.05%
	Google UK	1	0.00%
	MSN	1	0.00%
■ 284.	sludge	40	0.05%
	HotBot	34	0.04%
	Yahoo	3	0.00%
	Google	2	0.00%
	Google France	1	0.00%
■ 285.	review	40	0.05%
	Google	34	0.04%
	Google Australia	2	0.00%
	Google Canada	1	0.00%
	Google France	1	0.00%
	Google Japan	1	0.00%
	Google Italy	1	0.00%
■ 286.	problems	40	0.05%
	Google	31	0.04%
	MSN	4	0.01%
	Yahoo	2	0.00%
	Google Canada	1	0.00%
	Google UK	1	0.00%
	Yahoo India	1	0.00%
■ 287.	technologies	39	0.05%
	Google	28	0.04%

	Keywords Engines	Referrals	% Referrals
	Yahoo	6	0.01%
	Google Canada	3	0.00%
	MSN	1	0.00%
	Google Germany	1	0.00%
■ 288.	prevention	39	0.05%
	Google	30	0.04%
	Yahoo	4	0.01%
	Google UK	2	0.00%
	Google Canada	2	0.00%
	MSN	1	0.00%
■ 289.	why	39	0.05%
	Google	30	0.04%
	Yahoo	4	0.01%
	Google UK	3	0.00%
	MSN	1	0.00%
	Google Canada	1	0.00%
■ 290.	approaches	39	0.05%
	Google	31	0.04%
	Google Canada	3	0.00%
	Google UK	2	0.00%
	Yahoo	2	0.00%
	AOL NetFind	1	0.00%
■ 291.	biomarkers	38	0.05%
	Google	25	0.03%
	Yahoo Spain	4	0.01%
	Yahoo	4	0.01%
	Google UK	2	0.00%
	MSN	2	0.00%
	Google Canada	1	0.00%
■ 292.	disruptors	38	0.05%
	Google	24	0.03%
	Google Italy	5	0.01%
	Google France	3	0.00%
	Google Canada	2	0.00%
	Google UK	2	0.00%
	Yahoo	2	0.00%
■ 293.	can	38	0.05%
	Google	28	0.04%
	Yahoo	4	0.01%
	Google UK	4	0.01%

	Keywords Engines	Referrals	% Referrals
	Google Canada	1	0.00%
	Google Australia	1	0.00%
■ 294.	nsf	38	0.05%
	Google	34	0.04%
	Yahoo	2	0.00%
	Google France	1	0.00%
	Google Australia	1	0.00%
■ 295.	2007	37	0.05%
	Google	28	0.04%
	Google France	3	0.00%
	MSN	2	0.00%
	Google Canada	1	0.00%
	Google Italy	1	0.00%
	Google Japan	1	0.00%
	Google UK	1	0.00%
■ 296.	ecology	37	0.05%
	Google	31	0.04%
	Yahoo	2	0.00%
	Google Canada	2	0.00%
	Google UK	1	0.00%
	Google Germany	1	0.00%
■ 297.	cycle	37	0.05%
	Google	30	0.04%
	Yahoo	2	0.00%
	Google Canada	2	0.00%
	Google UK	1	0.00%
	Google Japan	1	0.00%
	MSN	1	0.00%
■ 298.	city	37	0.05%
	Google	31	0.04%
	Yahoo	5	0.01%
	AOL NetFind	1	0.00%
■ 299.	office	37	0.05%
	Google	28	0.04%
	Yahoo	8	0.01%
	MSN	1	0.00%
■ 300.	john	37	0.05%
	Google	29	0.04%
	Yahoo	3	0.00%
	MSN	2	0.00%

	Keywords Engines	Referrals	% Referrals
	Google Canada	1	0.00%
	Google Italy	1	0.00%
	AOL NetFind	1	0.00%
■ 301.	lectures	37	0.05%
	Google	35	0.05%
	Yahoo	1	0.00%
	Yahoo India	1	0.00%
■ 302.	culture	37	0.05%
	Google	37	0.05%
■ 303.	economics	37	0.05%
	Google	30	0.04%
	Yahoo	4	0.01%
	Google Canada	2	0.00%
	Google France	1	0.00%
■ 304.	aromatic	37	0.05%
	HotBot	34	0.04%
	Google	3	0.00%
■ 305.	organic	36	0.05%
	Google	21	0.03%
	Google France	5	0.01%
	Yahoo	4	0.01%
	Google UK	2	0.00%
	Google Italy	2	0.00%
	Google Canada	1	0.00%
	MSN	1	0.00%
■ 306.	sinai	36	0.05%
	Google	33	0.04%
	MSN	1	0.00%
	Yahoo	1	0.00%
	Google Canada	1	0.00%
■ 307.	algal	36	0.05%
	Google	33	0.04%
	Netscape	1	0.00%
	AltaVista	1	0.00%
	Yahoo	1	0.00%
■ 308.	as	36	0.05%
	Google	29	0.04%
	Yahoo	3	0.00%
	Google Canada	2	0.00%
	Google UK	1	0.00%

	Keywords Engines	Referrals	% Referrals
	Google Australia	1	0.00%
■ 309.	gro	35	0.05%
	Google	35	0.05%
■ 310.	growth	35	0.05%
	Google	17	0.02%
	Google UK	10	0.01%
	Yahoo	4	0.01%
	MSN	2	0.00%
	Google Italy	1	0.00%
	Google Canada	1	0.00%
■ 311.	toxicity	35	0.05%
	Google	22	0.03%
	Yahoo	3	0.00%
	Google UK	2	0.00%
	Google Germany	2	0.00%
	Google Canada	2	0.00%
	MSN	1	0.00%
	Yahoo Australia & NZ	1	0.00%
	Netscape	1	0.00%
	Yahoo Singapore	1	0.00%
■ 312.	market	35	0.05%
	Google	30	0.04%
	Google Canada	2	0.00%
	MSN	1	0.00%
	Google Australia	1	0.00%
	AOL NetFind	1	0.00%
■ 313.	exploratory	35	0.05%
	Google	34	0.04%
	Google Canada	1	0.00%
■ 314.	federal	35	0.05%
	Google	28	0.04%
	Yahoo	5	0.01%
	MSN	1	0.00%
	Google France	1	0.00%
■ 315.	animal	35	0.05%
	Google	28	0.04%
	Google UK	4	0.01%
	MSN	1	0.00%
	Google Canada	1	0.00%
	Yahoo	1	0.00%

	Keywords Engines	Referrals	% Referrals
316.	giardia	35	0.05%
	Google UK	32	0.04%
	Google	2	0.00%
	Google Canada	1	0.00%
317.	method	35	0.05%
	Google	21	0.03%
	Yahoo	6	0.01%
	Google UK	2	0.00%
	Google Canada	1	0.00%
	Google Australia	1	0.00%
	Google Italy	1	0.00%
	Yahoo Japan	1	0.00%
	Google Japan	1	0.00%
	MSN	1	0.00%
318.	polycyclic	35	0.05%
	HotBot	34	0.04%
	Google	1	0.00%
319.	hydrocarbons	35	0.05%
	HotBot	34	0.04%
	Google	1	0.00%
320.	agricultural	35	0.05%
	Google	25	0.03%
	Yahoo	7	0.01%
	Google Italy	1	0.00%
	Google Canada	1	0.00%
	MSN	1	0.00%
321.	paint	35	0.05%
	Google	25	0.03%
	Yahoo	7	0.01%
	AOL NetFind	1	0.00%
	Google Australia	1	0.00%
	Google Italy	1	0.00%
322.	iron	35	0.05%
	Google	32	0.04%
	Google Japan	2	0.00%
	Yahoo	1	0.00%
323.	clean	34	0.04%
	Google	31	0.04%
	Google UK	2	0.00%
	Yahoo	1	0.00%

	Keywords Engines	Referrals	% Referrals
■ 324.	nc	34	0.04%
	Google	28	0.04%
	Yahoo	5	0.01%
	AOL NetFind	1	0.00%
■ 325.	region	34	0.04%
	Google	28	0.04%
	Yahoo	5	0.01%
	Google Canada	1	0.00%
■ 326.	between	34	0.04%
	Google	20	0.03%
	Yahoo	5	0.01%
	Google UK	3	0.00%
	Google Australia	2	0.00%
	Google Canada	2	0.00%
	Google France	1	0.00%
	MSN	1	0.00%
■ 327.	methods	34	0.04%
	Google	25	0.03%
	Yahoo	3	0.00%
	Google Japan	1	0.00%
	Google Austria	1	0.00%
	Google UK	1	0.00%
	MSN	1	0.00%
	Google Italy	1	0.00%
	Google Australia	1	0.00%
■ 328.	pigmentation	34	0.04%
	Google	34	0.04%
■ 329.	oily	34	0.04%
	HotBot	34	0.04%
■ 330.	(pahs)	34	0.04%
	HotBot	34	0.04%
■ 331.	chemistry	34	0.04%
	Google	26	0.03%
	Google Canada	3	0.00%
	Yahoo	2	0.00%
	All The Web	1	0.00%
	MSN	1	0.00%
■ 332.	impacts	33	0.04%
	Google	23	0.03%

	Keywords Engines	Referrals	% Referrals
	MSN	3	0.00%
	Yahoo	2	0.00%
	Google Germany	1	0.00%
	AOL NetFind	1	0.00%
	Google Canada	1	0.00%
	Google Australia	1	0.00%
	Google UK	1	0.00%
■ 333.	pm	33	0.04%
	Google	21	0.03%
	Google Germany	3	0.00%
	MSN	2	0.00%
	Yahoo	2	0.00%
	Yandex	2	0.00%
	Google France	1	0.00%
	Google Canada	1	0.00%
	Google Italy	1	0.00%
■ 334.	meeting	33	0.04%
	Google	30	0.04%
	Yahoo UK & Ireland	1	0.00%
	Yahoo	1	0.00%
	AOL NetFind	1	0.00%
■ 335.	akepa	33	0.04%
	Google	26	0.03%
	Yahoo	5	0.01%
	Google Canada	1	0.00%
	AOL NetFind	1	0.00%
■ 336.	synthesis	33	0.04%
	Google	27	0.04%
	Yahoo India	2	0.00%
	Yahoo Mexico	1	0.00%
	Yahoo	1	0.00%
	Yahoo Taiwan	1	0.00%
	Google Japan	1	0.00%
■ 337.	support	33	0.04%
	Google	26	0.03%
	Google UK	3	0.00%
	Google Australia	1	0.00%
	Google Japan	1	0.00%
	Yahoo	1	0.00%
	Google Germany	1	0.00%

	Keywords Engines	Referrals	% Referrals
■ 338.	polymer	33	0.04%
	Google	29	0.04%
	Yahoo	2	0.00%
	Google Italy	1	0.00%
	Google UK	1	0.00%
■ 339.	basic	33	0.04%
	Google	20	0.03%
	Yahoo	4	0.01%
	Google UK	4	0.01%
	MSN	2	0.00%
	Yahoo India	1	0.00%
	Yahoo Australia & NZ	1	0.00%
	Google Canada	1	0.00%
■ 340.	examples	33	0.04%
	Google	20	0.03%
	Google Canada	5	0.01%
	MSN	3	0.00%
	Google UK	3	0.00%
	Yahoo	2	0.00%
■ 341.	toxic	33	0.04%
	Google	28	0.04%
	Google Canada	3	0.00%
	Yahoo	1	0.00%
	Google Japan	1	0.00%
■ 342.	oklahoma	32	0.04%
	Google	32	0.04%
■ 343.	endometriosis	32	0.04%
	Google	30	0.04%
	Yahoo Taiwan	1	0.00%
	Yahoo	1	0.00%
■ 344.	dr.	32	0.04%
	Google	23	0.03%
	Yahoo	4	0.01%
	Google Canada	2	0.00%
	Google Japan	1	0.00%
	MSN	1	0.00%
	Google UK	1	0.00%
■ 345.	engineered	32	0.04%
	Google	28	0.04%
	Google Italy	2	0.00%

	Keywords Engines	Referrals	% Referrals
	Google Australia	1	0.00%
	Yahoo	1	0.00%
■ 346.	uvr	32	0.04%
	Google	32	0.04%
■ 347.	scorpion	32	0.04%
	Google	32	0.04%
■ 348.	india	31	0.04%
	Google	27	0.04%
	Google UK	2	0.00%
	Google Canada	1	0.00%
	Yahoo	1	0.00%
■ 349.	industry	31	0.04%
	Google	29	0.04%
	Google Australia	1	0.00%
	Google UK	1	0.00%
■ 350.	hormones	31	0.04%
	Google	26	0.03%
	Yahoo	3	0.00%
	AOL NetFind	1	0.00%
	MSN	1	0.00%
■ 351.	epidemiological	31	0.04%
	Google	28	0.04%
	Google UK	2	0.00%
	Google Canada	1	0.00%
■ 352.	transport	31	0.04%
	Google	25	0.03%
	Google Canada	2	0.00%
	Yahoo	2	0.00%
	AOL NetFind	1	0.00%
	Google Austria	1	0.00%
■ 353.	epscor	31	0.04%
	Google	30	0.04%
	Google Canada	1	0.00%
■ 354.	high	31	0.04%
	Google	25	0.03%
	Yahoo Spain	2	0.00%
	HotBot	1	0.00%
	Google UK	1	0.00%
	AOL NetFind	1	0.00%
	Yahoo	1	0.00%

	Keywords Engines	Referrals	% Referrals
■ 355.	education	31	0.04%
	Google	22	0.03%
	Yahoo	5	0.01%
	Yahoo Spain	2	0.00%
	AOL NetFind	1	0.00%
	Google UK	1	0.00%
■ 356.	nanoparticle	31	0.04%
	Google	21	0.03%
	Google Italy	4	0.01%
	Google UK	3	0.00%
	Google Japan	2	0.00%
	Google Canada	1	0.00%
■ 357.	metrology	31	0.04%
	Google	30	0.04%
	Yahoo	1	0.00%
■ 358.	school	31	0.04%
	Google	22	0.03%
	Yahoo	4	0.01%
	Yahoo Spain	2	0.00%
	Google UK	2	0.00%
	MSN	1	0.00%
■ 359.	summer	30	0.04%
	Google	27	0.04%
	Yahoo	3	0.00%
■ 360.	berkeley	30	0.04%
	Google	25	0.03%
	Yahoo	2	0.00%
	Google Germany	1	0.00%
	Google UK	1	0.00%
	AltaVista	1	0.00%
■ 361.	birds	30	0.04%
	Google	26	0.03%
	Google Canada	2	0.00%
	Google Germany	1	0.00%
	Yahoo	1	0.00%
■ 362.	scholarship	30	0.04%
	Google	25	0.03%
	Yahoo	3	0.00%
	Google Canada	1	0.00%
	Google UK	1	0.00%

	Keywords Engines	Referrals	% Referrals
■ 363.	river	30	0.04%
	Google	18	0.02%
	Yahoo	5	0.01%
	Google France	2	0.00%
	Google Japan	2	0.00%
	Google Italy	1	0.00%
	MSN	1	0.00%
	Google Germany	1	0.00%
■ 364.	home	30	0.04%
	Google	19	0.02%
	Google UK	4	0.01%
	Yahoo	2	0.00%
	AOL NetFind	2	0.00%
	Google Canada	1	0.00%
	Yahoo India	1	0.00%
	MSN	1	0.00%
■ 365.	.ppt	30	0.04%
	Google	28	0.04%
	Google UK	2	0.00%
■ 366.	agencies	29	0.04%
	Google	18	0.02%
	Yahoo	7	0.01%
	Netscape	2	0.00%
	MSN	1	0.00%
	Google UK	1	0.00%
■ 367.	function	29	0.04%
	Google	21	0.03%
	Yahoo	6	0.01%
	Google Australia	1	0.00%
	Google Canada	1	0.00%
■ 368.	respiratory	29	0.04%
	Google	20	0.03%
	Yahoo	7	0.01%
	Google UK	1	0.00%
	Google Canada	1	0.00%
■ 369.	forms	29	0.04%
	Google	21	0.03%
	Yahoo	5	0.01%
	Google Austria	1	0.00%
	Netscape	1	0.00%

	Keywords Engines	Referrals	% Referrals
	MSN	1	0.00%
■ 370.	pipeline	29	0.04%
	Google	21	0.03%
	Yahoo	3	0.00%
	Google Canada	2	0.00%
	Google UK	1	0.00%
	Google Japan	1	0.00%
	Google France	1	0.00%
■ 371.	greenhouse	29	0.04%
	Google	25	0.03%
	MSN	2	0.00%
	Google Australia	1	0.00%
	Google Germany	1	0.00%
■ 372.	innovative	29	0.04%
	Google	24	0.03%
	Yahoo	3	0.00%
	Google Canada	1	0.00%
	Google Australia	1	0.00%
■ 373.	childrens	29	0.04%
	Google	16	0.02%
	MSN	4	0.01%
	Google Canada	3	0.00%
	Yahoo	3	0.00%
	Google UK	2	0.00%
	AOL NetFind	1	0.00%
■ 374.	assurance	29	0.04%
	Google	17	0.02%
	Yahoo	7	0.01%
	MSN	4	0.01%
	Google Canada	1	0.00%
■ 375.	coating	29	0.04%
	Google	21	0.03%
	Yahoo	5	0.01%
	Google Italy	2	0.00%
	Google UK	1	0.00%
■ 376.	venom	29	0.04%
	Google	29	0.04%
■ 377.	dimension	29	0.04%
	Google	29	0.04%
■ 378.	autistic	28	0.04%

	Keywords Engines	Referrals	% Referrals
	Google	21	0.03%
	Yahoo	2	0.00%
	AOL NetFind	2	0.00%
	MSN	1	0.00%
	Google Australia	1	0.00%
	Google UK	1	0.00%
■ 379.	424	28	0.04%
	Google	26	0.03%
	Yahoo	2	0.00%
■ 380.	mechanisms	28	0.04%
	Google	22	0.03%
	Google UK	2	0.00%
	Google Australia	1	0.00%
	Google Canada	1	0.00%
	MSN	1	0.00%
	Yahoo Taiwan	1	0.00%
■ 381.	car	28	0.04%
	Google	20	0.03%
	Yahoo	2	0.00%
	Google Canada	2	0.00%
	Google France	1	0.00%
	AOL NetFind	1	0.00%
	Google UK	1	0.00%
	MSN	1	0.00%
■ 382.	current	28	0.04%
	Google	26	0.03%
	AOL NetFind	2	0.00%
■ 383.	urban	28	0.04%
	Google	22	0.03%
	Google Japan	2	0.00%
	Yahoo	2	0.00%
	Google Canada	1	0.00%
	MSN	1	0.00%
■ 384.	journal	28	0.04%
	Google	17	0.02%
	Yahoo	9	0.01%
	Google Canada	2	0.00%
■ 385.	reproductive	28	0.04%
	Google	24	0.03%
	Yahoo	2	0.00%

	Keywords Engines	Referrals	% Referrals
	AOL NetFind	1	0.00%
	Google UK	1	0.00%
■ 386.	illinois	28	0.04%
	Google	25	0.03%
	AOL NetFind	1	0.00%
	Google Canada	1	0.00%
	Yahoo	1	0.00%
■ 387.	allintitle:	28	0.04%
	Google	28	0.04%
■ 388.	filtering	28	0.04%
	Google	28	0.04%
■ 389.	ag	28	0.04%
	Google	27	0.04%
	Google Japan	1	0.00%
■ 390.	hazardous	28	0.04%
	Google	20	0.03%
	Yahoo	5	0.01%
	Google UK	2	0.00%
	MSN	1	0.00%
■ 391.	harmful	28	0.04%
	Google	25	0.03%
	Netscape	1	0.00%
	Yahoo	1	0.00%
	Google UK	1	0.00%
■ 392.	source	28	0.04%
	Google	21	0.03%
	MSN	3	0.00%
	Yahoo	3	0.00%
	Google Canada	1	0.00%
■ 393.	emissions	27	0.04%
	Google	24	0.03%
	Google UK	1	0.00%
	Yahoo	1	0.00%
	AOL NetFind	1	0.00%
■ 394.	activated	27	0.04%
	Google	23	0.03%
	Google UK	1	0.00%
	Google Canada	1	0.00%
	Yahoo	1	0.00%
	Google Italy	1	0.00%

	Keywords Engines	Referrals	% Referrals
■ 395.	white	27	0.04%
	Google	22	0.03%
	Yahoo	2	0.00%
	Google Germany	1	0.00%
	Google Australia	1	0.00%
	Google Japan	1	0.00%
■ 396.	absorption	27	0.04%
	Google	24	0.03%
	Google Canada	1	0.00%
	Google Italy	1	0.00%
	Google Australia	1	0.00%
■ 397.	poster	27	0.04%
	Google	20	0.03%
	Yahoo Spain	2	0.00%
	Google Germany	2	0.00%
	Yahoo UK & Ireland	1	0.00%
	MSN	1	0.00%
	Yahoo	1	0.00%
■ 398.	role	27	0.04%
	Google	18	0.02%
	Yahoo	3	0.00%
	MSN	2	0.00%
	Google UK	2	0.00%
	Google Australia	2	0.00%
■ 399.	college	27	0.04%
	Google	24	0.03%
	AOL NetFind	2	0.00%
	Yahoo	1	0.00%
■ 400.	uv	27	0.04%
	Google	20	0.03%
	Google Canada	2	0.00%
	Google UK	2	0.00%
	MSN	1	0.00%
	Google France	1	0.00%
	Yahoo Taiwan	1	0.00%
	Other	27,768	36.14%
	Total	76,839	100.00%

items 1-400 of 400

Search Keywords - Help Card



Column Definitions

Keywords

The specific keywords being analyzed. To see the entire search strings entered by visitors, see the Search Phrases page.

Engines

The specific search engine being analyzed in conjunction with the keyword in the adjacent column.

Referrals

The number of hits from visitors referred to your site with the specified keywords.

% Percentage of referred visitors who used the specified search engine and keyword.



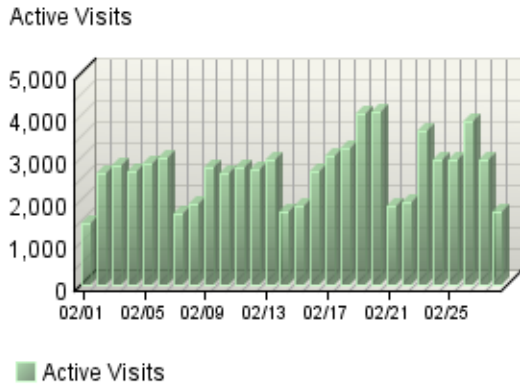
Report Descriptions

At the most basic level, this section tells you which search keywords are being used most frequently to find your site. You also may find that some search engines are referring visitors to your site with the keywords you expect and that other search engines are not.

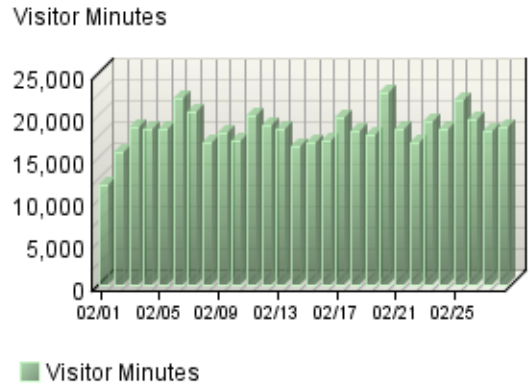
Visitors Dashboard

This displays key graphs and tables that provide an overview of the Visitors chapter. When viewing through the on-demand interface, you can click on the title of a graph or table to navigate to the corresponding page.

Active Visits Trend



Visitor Minutes Trend



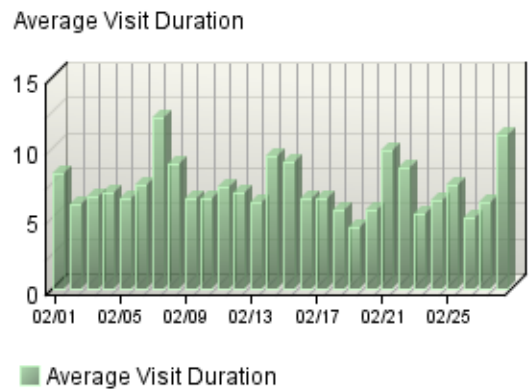
Visitor Summary

Visitors	48,187
Visitors Who Visited Once	43,307
Visitors Who Visited More Than Once	4,880
Average Visits per Visitor	1.56

Visit Summary

Visits	75,244
Average per Day	2,687
Average Visit Duration	00:21:22
Median Visit Duration	00:02:32
International Visits	26.04%
Visits of Unknown Origin	0.00%
Visits from Your Country: United States (US)	73.96%

Average Length of Visit Trend



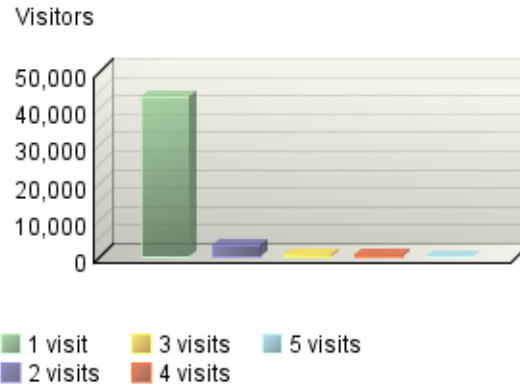
New Visitors Trend



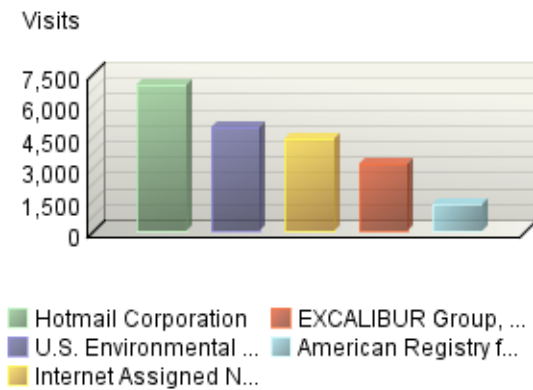
Authenticated Usernames by Visits

No data is available for this graph.

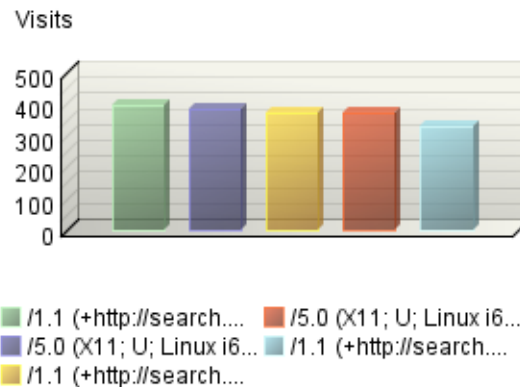
Visitors by Number of Visits



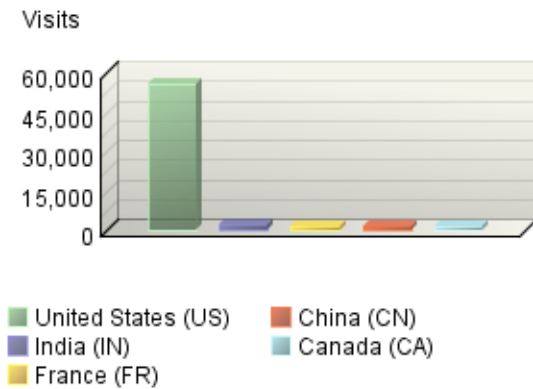
Organizations by Visits



Top Visitors by Visits



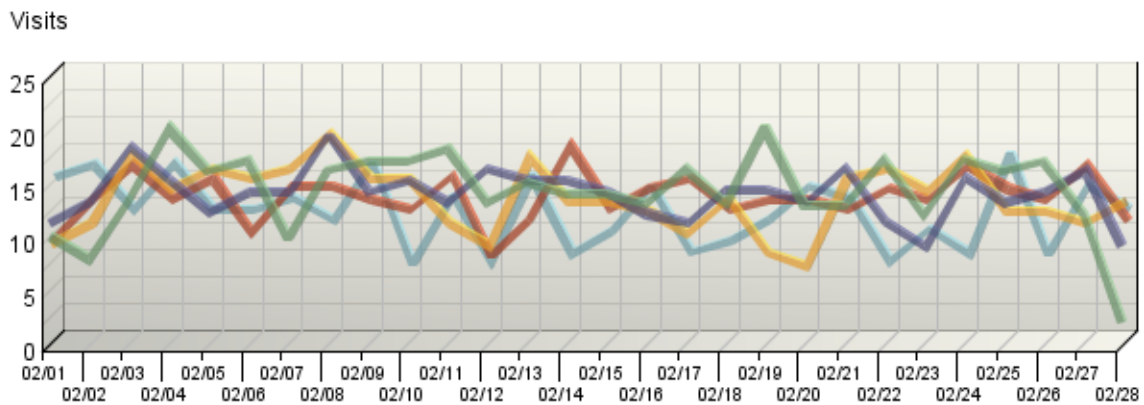
Countries by Visits



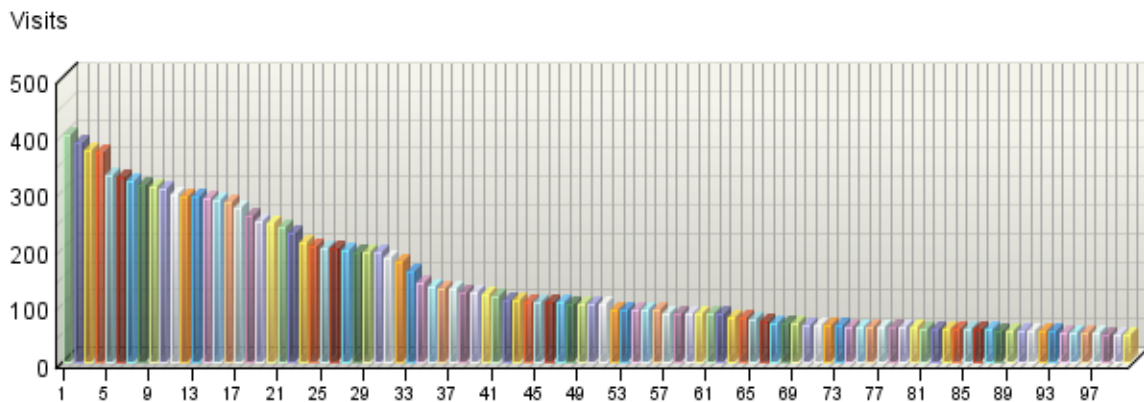
Top Visitors

This report identifies the IP address, domain name, or cookie of each visitor, and identifies the visitor's activity level on the site. If you use cookies to track visits, WebTrends can differentiate between hits from different visitors with the same IP address.

Top Visitors by Visits Trend



Top Visitors by Visits



Top Visitors

	Visitor	Visits	% Visits	Hits
■ 1.	65.55.25.153_msnbot/1.1 (+http://search.msn.com/msnbot.htm)	399	0.53%	2,160

	Visitor	Visits	% Visits	Hits
2.	crawler6132.ask.com_Mozilla/5.0 (X11; U; Linux i686; en-US; rv:1.9a1) Gecko/20070308 Minefield/3.0a1	385	0.51%	831
3.	65.55.232.34_msnbot/1.1 (+http://search.msn.com/msnbot.htm)	370	0.49%	1,682
4.	ip-78-137-163-133.dedi.digiweb.ie_Mozilla/5.0 (X11; U; Linux i686; en-US; rv:1.9a1) Gecko/20070308 Minefield/3.0a1	369	0.49%	721
5.	msnbot-65-55-104-29.search.msn.com_msnbot/1.1 (+http://search.msn.com/msnbot.htm)	328	0.44%	1,275
6.	llf531166.crawl.yahoo.net_Mozilla/5.0 (compatible; Yahoo! Slurp; http://help.yahoo.com/help/us/ysearch/slurp)	326	0.43%	1,278
7.	msnbot-65-55-105-231.search.msn.com_msnbot/1.1 (+http://search.msn.com/msnbot.htm)	316	0.42%	953
8.	msnbot-65-55-105-235.search.msn.com_msnbot/1.1 (+http://search.msn.com/msnbot.htm)	312	0.41%	960
9.	msnbot-65-55-105-238.search.msn.com_msnbot/1.1 (+http://search.msn.com/msnbot.htm)	309	0.41%	1,003
10.	msnbot-65-55-105-232.search.msn.com_msnbot/1.1 (+http://search.msn.com/msnbot.htm)	305	0.41%	942
11.	msnbot-65-55-105-236.search.msn.com_msnbot/1.1 (+http://search.msn.com/msnbot.htm)	293	0.39%	829
12.	msnbot-65-55-105-240.search.msn.com_msnbot/1.1 (+http://search.msn.com/msnbot.htm)	292	0.39%	906
13.	msnbot-65-55-105-237.search.msn.com_msnbot/1.1 (+http://search.msn.com/msnbot.htm)	289	0.38%	915
14.	msnbot-65-55-105-234.search.msn.com_msnbot/1.1 (+http://search.msn.com/msnbot.htm)	287	0.38%	869
15.	msnbot-65-55-105-239.search.msn.com_msnbot/1.1 (+http://search.msn.com/msnbot.htm)	283	0.38%	858
16.	msnbot-65-55-105-230.search.msn.com_msnbot/1.1 (+http://search.msn.com/msnbot.htm)	282	0.38%	800
17.	msnbot-65-55-105-242.search.msn.com_msnbot/1.1 (+http://search.msn.com/msnbot.htm)	271	0.36%	733
18.	msnbot-65-55-105-243.search.msn.com_msnbot/1.1 (+http://search.msn.com/msnbot.htm)	257	0.34%	815
19.	msnbot-65-55-105-241.search.msn.com_msnbot/1.1 (+http://search.msn.com/msnbot.htm)	246	0.33%	814
20.	msnbot-65-55-105-245.search.msn.com_msnbot/1.1 (+http://search.msn.com/msnbot.htm)	244	0.32%	662
21.	msnbot-65-55-105-244.search.msn.com_msnbot/1.1 (+http://search.msn.com/msnbot.htm)	238	0.32%	603
22.	crawler5006.ask.com_Mozilla/5.0 (compatible; Ask Jeeves/Teoma; +http://about.ask.com/en/docs/about/webmasters.shtml)	226	0.30%	3,949

	Visitor	Visits	% Visits	Hits
23.	crawl1.nat.svl.searchme.com_Mozilla/5.0 (compatible; Charlotte/1.1; http://www.searchme.com/support/)	211	0.28%	3,956
24.	natcrawlbloc04.net.s1.fti.net_Mozilla/5.0 (Windows; U; Windows NT 5.1; fr; rv:1.8.1) VoilaBot BETA 1.2 (support.voilabot@orange-ftgroup.com)	202	0.27%	451
25.	mail.bio2006.gc.ca_Mozilla/4.0 (compatible; MSIE 6.0; Windows NT 5.1)	198	0.26%	573
26.	crawl05.exabot.com_Mozilla/5.0 (compatible; Exabot/3.0; +http://www.exabot.com/go/robot)	198	0.26%	337
27.	natcrawlbloc01.net.m1.fti.net_Mozilla/5.0 (Windows; U; Windows NT 5.1; fr; rv:1.8.1) VoilaBot BETA 1.2 (support.voilabot@orange-ftgroup.com)	197	0.26%	391
28.	crawler5205.ask.com_Mozilla/5.0 (compatible; Ask Jeeves/Teoma; +http://about.ask.com/en/docs/about/webmasters.shtml)	192	0.26%	416
29.	crawl2.nat.svl.searchme.com_Mozilla/5.0 (compatible; Charlotte/1.1; http://www.searchme.com/support/)	191	0.25%	2,980
30.	natcrawlbloc05.net.m1.fti.net_Mozilla/5.0 (Windows; U; Windows NT 5.1; fr; rv:1.8.1) VoilaBot BETA 1.2 (support.voilabot@orange-ftgroup.com)	191	0.25%	459
31.	natcrawlbloc03.net.m1.fti.net_Mozilla/5.0 (Windows; U; Windows NT 5.1; fr; rv:1.8.1) VoilaBot BETA 1.2 (support.voilabot@orange-ftgroup.com)	184	0.24%	317
32.	natcrawlbloc02.net.s1.fti.net_Mozilla/5.0 (Windows; U; Windows NT 5.1; fr; rv:1.8.1) VoilaBot BETA 1.2 (support.voilabot@orange-ftgroup.com)	175	0.23%	362
33.	msnbot-65-55-37-186.search.msn.com_msnbot-media/1.1 (+http://search.msn.com/msnbot.htm)	160	0.21%	298
34.	88.131.106.8_Speedy Spider (http://www.entireweb.com/about/search_tech/speedy_spider/)	138	0.18%	353
35.	65.55.108.244_msnbot-media/1.1 (+http://search.msn.com/msnbot.htm)	132	0.18%	440
36.	domex.nps.edu_Wget/1.11.4	129	0.17%	378
37.	74.8.112.99_Mozilla/4.0 (compatible; MSIE 4.01; Windows NT; MS Search 5.0 Robot)	129	0.17%	131
38.	134.67.99.163_NLESE USEPA	122	0.16%	35,861
39.	cazoodle115-86.cazoodle.com_CazoodleBot/0.0.2 (http://www.cazoodle.com/contact.php; cbot@cazoodle.com)	122	0.16%	197

	Visitor	Visits	% Visits	Hits
40.	llf320046.crawl.yahoo.net_Mozilla/5.0 (compatible; Yahoo! Slurp/3.0; http://help.yahoo.com/help/us/ysearch/slurp)	118	0.16%	2,964
41.	crawl-66-249-71-178.googlebot.com_Mozilla/5.0 (compatible; Googlebot/2.1; +http://www.google.com/bot.html)	116	0.15%	5,780
42.	v29.nat.svl.searchme.com_Mozilla/5.0 (compatible; Charlotte/1.1; http://www.searchme.com/support/)	109	0.14%	199
43.	crawl-66-249-71-177.googlebot.com_Mozilla/5.0 (compatible; Googlebot/2.1; +http://www.google.com/bot.html)	108	0.14%	5,696
44.	search.ces.mil_imo-google-robot-intelink (Enterprise; C5-HG4FLWSTG6JAB; dni-ices-searchadmin@ugov.gov)	106	0.14%	499
45.	crawler5108.ask.com_Mozilla/5.0 (compatible; Ask Jeeves/Teoma; +http://about.ask.com/en/docs/about/webmasters.shtml)	106	0.14%	122
46.	be2.cos.com_libwww-perl/5.812	105	0.14%	491
47.	msnbot-65-55-108-245.search.msn.com_msnbot-media/1.1 (+http://search.msn.com/msnbot.htm)	104	0.14%	321
48.	llf531139.crawl.yahoo.net_Mozilla/5.0 (compatible; Yahoo! Slurp/3.0; http://help.yahoo.com/help/us/ysearch/slurp)	102	0.14%	195
49.	llf531256.crawl.yahoo.net_Mozilla/5.0 (compatible; Yahoo! Slurp/3.0; http://help.yahoo.com/help/us/ysearch/slurp)	102	0.14%	217
50.	v32.nat.svl.searchme.com_Mozilla/5.0 (compatible; Charlotte/1.1; http://www.searchme.com/support/)	100	0.13%	138
51.	crawl-66-249-71-176.googlebot.com_Mozilla/5.0 (compatible; Googlebot/2.1; +http://www.google.com/bot.html)	100	0.13%	5,554
52.	213.146.154.57_Mozilla/4.0 (compatible; MSIE 4.0; Win32)	92	0.12%	199
53.	crawler5106.ask.com_Mozilla/5.0 (compatible; Ask Jeeves/Teoma; +http://about.ask.com/en/docs/about/webmasters.shtml)	92	0.12%	101
54.	crawler5107.ask.com_Mozilla/5.0 (compatible; Ask Jeeves/Teoma; +http://about.ask.com/en/docs/about/webmasters.shtml)	91	0.12%	94
55.	crawl-11.cuill.com_Mozilla/5.0 (Twiceler-0.9 http://www.cuill.com/twiceler/robot.html)	90	0.12%	5,670
56.	crawler5103.ask.com_Mozilla/5.0 (compatible; Ask Jeeves/Teoma; +http://about.ask.com/en/docs/about/webmasters.shtml)	90	0.12%	100
57.	crawler5104.ask.com_Mozilla/5.0 (compatible; Ask Jeeves/Teoma; +http://about.ask.com/en/docs/about/webmasters.shtml)	86	0.11%	91

	Visitor	Visits	% Visits	Hits
58.	161.80.46.153_Mozilla/4.0 (compatible; MSIE 7.0; Windows NT 5.1; InfoPath.1; .NET CLR 1.1.4322; .NET CLR 2.0.50727)	86	0.11%	604
59.	crawl8.dotnetdotcom.org_Mozilla/5.0 (compatible; DotBot/1.1; http://www.dotnetdotcom.org/, crawler@dotnetdotcom.org)	86	0.11%	823
60.	161.80.46.249_Mozilla/4.0 (compatible; MSIE 7.0; Windows NT 5.1; InfoPath.1; .NET CLR 1.1.4322; .NET CLR 2.0.50727)	85	0.11%	644
61.	ec2-67-202-54-191.compute-1.amazonaws.com_ia_archiver (+http://www.alexa.com/site/help/webmasters; crawler@alexa.com)	84	0.11%	197
62.	crawler5105.ask.com_Mozilla/5.0 (compatible; Ask Jeeves/Teoma; +http://about.ask.com/en/docs/about/webmasters.shtml)	84	0.11%	96
63.	v31.nat.svl.searchme.com_Mozilla/5.0 (compatible; Charlotte/1.1; http://www.searchme.com/support/)	78	0.10%	120
64.	161.80.46.126_Mozilla/4.0 (compatible; MSIE 7.0; Windows NT 5.1; InfoPath.1; .NET CLR 1.1.4322; .NET CLR 2.0.50727)	77	0.10%	843
65.	209.17.186.34_Clearware web browser	74	0.10%	74
66.	msnbot-65-55-105-229.search.msn.com_msnbot/1.1 (+http://search.msn.com/msnbot.htm)	71	0.09%	127
67.	llf320046.crawl.yahoo.net_Mozilla/5.0 (compatible; Yahoo! Slurp; http://help.yahoo.com/help/us/ysearch/slurp)	69	0.09%	4,729
68.	65.55.234.163_msnbot-media/1.1 (+http://search.msn.com/msnbot.htm)	68	0.09%	74
69.	165.215.34.1_libwww-perl/5.808	66	0.09%	245
70.	ec2-174-129-129-153.compute-1.amazonaws.com_Mozilla/4.0 (compatible; MSIE 6.0; Windows NT 5.1)	65	0.09%	81
71.	drenweb.usma.edu_-	65	0.09%	149
72.	crawl-66-249-71-164.googlebot.com_Mozilla/5.0 (compatible; Googlebot/2.1; +http://www.google.com/bot.html)	63	0.08%	3,828
73.	crawl-66-249-71-176.googlebot.com_Googlebot/2.1 (+http://www.google.com/bot.html)	63	0.08%	124
74.	crawl-66-249-71-166.googlebot.com_Mozilla/5.0 (compatible; Googlebot/2.1; +http://www.google.com/bot.html)	62	0.08%	3,829
75.	66.231.188.52_Gigabot/3.0 (http://www.gigablast.com/spider.html)	62	0.08%	466
76.	crawl-66-249-71-178.googlebot.com_Googlebot/2.1 (+http://www.google.com/bot.html)	61	0.08%	139
77.	crawl-6.cuill.com_Mozilla/5.0 (Twiceler-0.9 http://www.cuill.com/twiceler/robot.html)	60	0.08%	6,125

	Visitor	Visits	% Visits	Hits
78.	crawl-66-249-71-165.googlebot.com_Mozilla/5.0 (compatible; Googlebot/2.1; +http://www.google.com/bot.html)	60	0.08%	3,740
79.	134.67.2.137_Mozilla/4.0 (compatible; MSIE 6.0; Windows NT 5.1; SV1; InfoPath.1; .NET CLR 1.1.4322; .NET CLR 2.0.50727; .NET CLR 3.0.04506.648; .NET CLR 3.5.21022; .NET CLR 3.0.4506.2152; .NET CLR 3.5.30729; MS-RTC LM 8)	60	0.08%	783
80.	c-98-233-191-248.hsd1.wv.comcast.net_Mozilla/4.0 (compatible; MSIE 7.0; Windows NT 6.0; SLCC1; .NET CLR 2.0.50727; Media Center PC 5.0; .NET CLR 3.0.04506; MS-RTC LM 8)	60	0.08%	677
81.	spider26.picsearch.com_psb0t/0.1 (+http://www.picsearch.com/bot.html)	59	0.08%	282
82.	rg34.riverglassinc.com_Jakarta Commons-HttpClient/3.0.1	59	0.08%	112
83.	dsl092-131-126.chi1.dsl.speakeasy.net_Mozilla/4.0 (compatible; MSIE 6.0; Windows 98) Web Link Validator 5.0	56	0.07%	93
84.	203.208.251.253_Mozilla/4.5	56	0.07%	56
85.	64.62.178.178_InfoMinder (V2.0 Win32)	56	0.07%	84
86.	h-68-166-223-3.snvacaid.covad.net_Mozilla/4.0 (compatible; MSIE 6.0; Windows NT 5.1; SV1; http://www.changedetection.com/bot.html)	56	0.07%	56
87.	214.4.157.212_Jakarta Commons-HttpClient/3.0.1	56	0.07%	263
88.	sjfw1.adobe.com_	55	0.07%	123
89.	149.168.34.77_gsa-crawler (Enterprise; M2-KG33HKAKCA2JT; dcwebb@p2pays.org)	54	0.07%	90
90.	gw501-1.cin.planetdiscover.com_Mozilla/4.0 (compatible; Search Publisher 3.0)	54	0.07%	1,568
91.	crawl-66-249-71-177.googlebot.com_Googlebot/2.1 (+http://www.google.com/bot.html)	54	0.07%	121
92.	v30.nat.svl.searchme.com_Mozilla/5.0 (compatible; Charlotte/1.1; http://www.searchme.com/support/)	53	0.07%	65
93.	msnbot-65-55-108-243.search.msn.com_msnbot-media/1.1 (+http://search.msn.com/msnbot.htm)	53	0.07%	88
94.	JD.pnl.gov_Mozilla/4.0 (compatible;)	52	0.07%	53
95.	dj531010.crawl.yahoo.net_Mozilla/5.0 (compatible; Yahoo! DE Slurp; http://help.yahoo.com/help/us/ysearch/slurp)	52	0.07%	156
96.	66.90.101.144_Mozilla/4.0 (compatible; MSIE 5.01; Windows NT 5.0)	51	0.07%	58

	Visitor	Visits	% Visits	Hits
97.	ec2-174-129-104-125.compute-1.amazonaws.com_AIsearchB50 (Email: aisearchbot@gmail.com; If your web site doesn't want to be crawled, please send us a email.)	50	0.07%	71
98.	64.209.138.199_NutchCVS/0.7.2 (Nutch; http://lucene.apache.org/nutch/bot.html; nutch-agent@lucene.apache.org)	46	0.06%	120
99.	58.17.3.47_Wget/1.10.2 (Red Hat modified)	46	0.06%	206
100.	prodweb.tpwd.state.tx.us_-	46	0.06%	50
101.	llf320046.crawl.yahoo.net_Mozilla/5.0 (compatible; Yahoo! DE Slurp; http://help.yahoo.com/help/us/ysearch/slurp)	45	0.06%	122
102.	216.91.52.168_Mozilla/5.0 (compatible; Page2RSS/0.4; +http://page2rss.com/)	45	0.06%	45
103.	msnbot-65-55-4-173.search.msn.com_T-Mobile Dash Mozilla/4.0 (compatible; MSIE 4.01; Windows CE; Smartphone; 320x240); MSNBOT-MOBILE/1.1 (+http://search.msn.com/msnbot.htm)	44	0.06%	54
104.	omgses85.infonet.com_Goldfire Server	44	0.06%	54
105.	91.205.124.20_Yanga WorldSearch Bot v1.1/beta (http://www.yanga.co.uk/)	43	0.06%	110
106.	llf531110.crawl.yahoo.net_Mozilla/5.0 (compatible; Yahoo! Slurp/3.0; http://help.yahoo.com/help/us/ysearch/slurp)	41	0.05%	217
107.	161.80.46.149_Mozilla/5.0 (Windows; U; Windows NT 5.1; en-US; rv:1.9.0.6) Gecko/2009011913 Firefox/3.0.6	40	0.05%	118
108.	134.67.99.162_NLESE USEPA	40	0.05%	2,572
109.	mxcl.s.about.com_-	39	0.05%	67
110.	v24.nat.svl.searchme.com_Mozilla/5.0 (compatible; Charlotte/1.1; http://www.searchme.com/support/)	39	0.05%	54
111.	134.67.99.231_Mozilla/4.0 (compatible; MSIE 6.0; Windows NT 5.1; maxamine.com-robot)	38	0.05%	387
112.	reef.csc.noaa.gov_LWP::Simple/5.79	37	0.05%	53
113.	search.nsf.gov_NSF-googlebot (Enterprise; S5-CDPY65WZNSNAS; trinehar@nsf.gov,dlien@nsf.gov,ibrydon@nsf.gov,klowery@nsf.gov)	36	0.05%	48
114.	161.80.46.154_Mozilla/4.0 (compatible; MSIE 7.0; Windows NT 5.1; InfoPath.1; .NET CLR 1.1.4322; .NET CLR 2.0.50727)	36	0.05%	151
115.	61.247.222.54_Yeti/1.0 (NHN Corp.;; http://help.naver.com/robots/)	36	0.05%	45
116.	89.120.154.98_Mozilla/2.0 (compatible; NEWT ActiveX; Win32)	36	0.05%	58

	Visitor	Visits	% Visits	Hits
117.	v34.nat.svl.searchme.com_Mozilla/5.0 (compatible; Charlotte/1.1; http://www.searchme.com/support/)	36	0.05%	48
118.	ktn-fetch-pfi-colo-13.whoc.theplanet.co.uk_Mozilla/4.0 (compatible; MSIE 4.0; Win32)	35	0.05%	70
119.	a-nat2.svl2.searchme.com_Mozilla/5.0 (compatible; Charlotte/1.0; http://www.searchme.com/support/)	35	0.05%	65
120.	64.46.38.12_Todobr_Robot/1.0	35	0.05%	47
121.	earthmeanders.com_Mozilla/4.0 (compatible; EcoEarth.Info)	35	0.05%	199
122.	forge.he.net_Mozilla/4.0 (compatible; MSIE 5.5; Windows NT 5.0)	34	0.05%	79
123.	v33.nat.svl.searchme.com_Mozilla/5.0 (compatible; Charlotte/1.1; http://www.searchme.com/support/)	34	0.05%	49
124.	61.247.222.56_Yeti/1.0 (NHN Corp.; http://help.naver.com/robots/)	33	0.04%	41
125.	61.247.222.52_Yeti/1.0 (NHN Corp.; http://help.naver.com/robots/)	33	0.04%	41
126.	61.247.222.53_Yeti/1.0 (NHN Corp.; http://help.naver.com/robots/)	33	0.04%	37
127.	llf531256.crawl.yahoo.net_Mozilla/5.0 (compatible; Yahoo! Slurp; http://help.yahoo.com/help/us/ysearch/slurp)	32	0.04%	16,161
128.	v25.nat.svl.searchme.com_Mozilla/5.0 (compatible; Charlotte/1.1; http://www.searchme.com/support/)	32	0.04%	37
129.	216.91.52.168_Mozilla/5.0 (compatible; Page2RSS/0.5; +http://page2rss.com/)	32	0.04%	35
130.	74.8.52.57_Mozilla/4.0 (compatible; MSIE 4.01; Windows NT; MS Search 5.0 Robot)	31	0.04%	196
131.	64.88.164.198_SapphireWebCrawler/Nutch-1.0-dev (Sapphire Web Crawler using Nutch; http://boston.lti.cs.cmu.edu/crawler/; mhoy@cs.cmu.edu)	31	0.04%	1,394
132.	llf531056.crawl.yahoo.net_Mozilla/5.0 (compatible; Yahoo! Slurp/3.0; http://help.yahoo.com/help/us/ysearch/slurp)	31	0.04%	108
133.	218.85.139.170_Mozilla/4.0 (compatible; MSIE 5.0; Windows NT)	31	0.04%	119
134.	ca1.hyperfast.net_Mozilla/5.0 (compatible; Googlebot/2.1; http://www.google.com/bot.html)	31	0.04%	46
135.	131.107.151.157_Mozilla/4.0 (compatible; MSIE 6.0; Windows NT 5.1; SV1)	30	0.04%	58

	Visitor	Visits	% Visits	Hits
136.	ec2-75-101-202-153.compute-1.amazonaws.com_AISearchBot (Email: aisearchbot@gmail.com; If your web site doesn't want to be crawled, please send us a email.)	30	0.04%	48
137.	backdoor.isc.swlabs.org_Grub/2.0 (IOI crawler; http://index.isc.org; crawl@index.isc.org)	29	0.04%	32
138.	outside.tpwd.state.tx.us_-	28	0.04%	28
139.	nisyros.pair.com_-	28	0.04%	28
140.	ec2-174-129-178-92.compute-1.amazonaws.com_AISearchBot (Email: aisearchbot@gmail.com; If your web site doesn't want to be crawled, please send us a email.)	28	0.04%	37
141.	133.9.238.101_Wget/1.10.2 (Red Hat modified)	28	0.04%	110
142.	130.14.16.128_mozilla (nlmccssearchadmin@mail.nlm.nih.gov)	27	0.04%	27
143.	61.247.222.55_Yeti/1.0 (NHN Corp.; http://help.naver.com/robots/)	27	0.04%	31
144.	11f531113.crawl.yahoo.net_Mozilla/5.0 (compatible; Yahoo! Slurp/3.0; http://help.yahoo.com/help/us/ysearch/slurp)	27	0.04%	48
145.	219.142.53.31_librabot/1.0 (+http://search.msn.com/msnbot.htm)	27	0.04%	29
146.	11f531139.crawl.yahoo.net_Mozilla/5.0 (compatible; Yahoo! Slurp; http://help.yahoo.com/help/us/ysearch/slurp)	27	0.04%	11,629
147.	64.69.33.145_Mozilla/4.0 (compatible; MSIE 5.01; Windows NT 5.0)	27	0.04%	28
148.	pandora.isinet.com_Microsoft URL Control - 6.00.8862	27	0.04%	27
149.	ec2-174-129-109-179.compute-1.amazonaws.com_AISearchBot (Email: aisearchbot@gmail.com; If your web site doesn't want to be crawled, please send us a email.)	27	0.04%	40
150.	219.142.53.16_librabot/1.0 (+http://search.msn.com/msnbot.htm)	27	0.04%	28
151.	58.79-161-20.customer.lyse.net_Java/1.5.0_12	27	0.04%	27
152.	219.142.53.25_librabot/1.0 (+http://search.msn.com/msnbot.htm)	26	0.03%	29
153.	prodweb.osti.gov_Mozilla/4.0 (compatible; T-H-U-N-D-E-R-S-T-O-N-E)	26	0.03%	118
154.	cpe-76-91-16-150.socal.res.rr.com_Mozilla/4.0 (compatible; Powermarks/3.5; Windows 95/98/2000/NT)	26	0.03%	26
155.	ns203698.ovh.net_Mozilla/5.0 (Windows; U; Windows NT 5.1; fr; rv:1.8) Gecko/20051111 Firefox/1.5	26	0.03%	317

	Visitor	Visits	% Visits	Hits
156.	crawl-66-249-71-227.googlebot.com_Mozilla/5.0 (compatible; Googlebot/2.1; +http://www.google.com/bot.html)	26	0.03%	191
157.	65.55.234.166_msnbot-media/1.1 (+http://search.msn.com/msnbot.htm)	26	0.03%	66
158.	204.62.53.129_Mozilla/5.0 (compatible; Charlotte/1.0t; http://www.searchme.com/support/)	25	0.03%	30
159.	38.98.120.78_ShopWiki/1.0 (+http://www.shopwiki.com/wiki/Help:Bot)	25	0.03%	116
160.	219.142.53.30_librabot/1.0 (+http://search.msn.com/msnbot.htm)	25	0.03%	29
161.	192990-web1.academicanswers.co.uk_Mozilla/5.0 (Windows; U; Windows NT 5.1; en-US; rv:2.0.1) Gecko/20041107 Firefox/2.0	25	0.03%	30
162.	219.142.53.29_librabot/1.0 (+http://search.msn.com/msnbot.htm)	25	0.03%	29
163.	198.202.95.239_SDSC/Nutch-1.0-dev (Crawl testing; http://aqua.sdsc.edu/projects/nif/crawl.html; ccondit at sdsc dot edu)	25	0.03%	96
164.	134.67.2.137_Mozilla/4.0 (compatible; MSIE 7.0; Windows NT 5.1; GTB5; InfoPath.1; .NET CLR 1.1.4322; .NET CLR 2.0.50727; .NET CLR 3.0.04506.30; .NET CLR 3.0.04506.648)	25	0.03%	260
165.	ec2-174-129-173-70.compute-1.amazonaws.com_AISearchBot (Email: aisearchbot@gmail.com; If your web site doesn't want to be crawled, please send us a email.)	24	0.03%	36
166.	client3.ed.gov_LinkScan/11.5a Unix	24	0.03%	24
167.	APuteaux-151-1-4-231.w82-120.abo.wanadoo.fr_Mozilla/4.0 (compatible; MSIE 6.0; Windows NT 5.1)	24	0.03%	42
168.	131.107.65.41_MSR-ISRCCrawler	24	0.03%	119
169.	eweb1.er.usgs.gov_Ultraseek	24	0.03%	25
170.	msnbot-65-55-234-169.search.msn.com_msnbot-media/1.1 (+http://search.msn.com/msnbot.htm)	23	0.03%	44
171.	219.142.53.28_librabot/1.0 (+http://search.msn.com/msnbot.htm)	23	0.03%	26
172.	193.5.216.100_Mozilla/5.0	23	0.03%	23
173.	140.122.143.56_Trend Micro WTP Add-On 1.2.1046	23	0.03%	23
174.	219.142.53.22_librabot/1.0 (+http://search.msn.com/msnbot.htm)	23	0.03%	25
175.	REHS10.rutgers.edu_Mozilla/4.0 (compatible; MSIE 7.0; Windows NT 5.1; .NET CLR 1.1.4322; InfoPath.1)	23	0.03%	140

	Visitor	Visits	% Visits	Hits
176.	APuteaux-151-1-4-231.w82-120.abo.wanadoo.fr_Mozilla/4.5 [en] (Win98; I)	22	0.03%	198
177.	ip-208-109-27-110.ip.secureserver.net_-	22	0.03%	25
178.	msnbot-65-55-105-91.search.msn.com_msnbot/1.1 (+http://search.msn.com/msnbot.htm)	22	0.03%	23
179.	209.133.125.27_Jakarta Commons-HttpClient/3.1	22	0.03%	22
180.	nat.bsu.edu_Mozilla/5.0 (Windows; U; Windows NT 6.0; en-US; rv:1.9.0.6) Gecko/2009011913 Firefox/3.0.6	22	0.03%	32
181.	65.55.234.167_msnbot-media/1.1 (+http://search.msn.com/msnbot.htm)	22	0.03%	31
182.	spider27.yandex.ru_Yandex/1.01.001 (compatible; Win16; I)	22	0.03%	3,728
183.	194.205.46.36_Mozilla/4.0 (compatible; MSIE 5.5; Windows NT 5.0)	22	0.03%	22
184.	APuteaux-151-1-66-47.w81-249.abo.wanadoo.fr_Mozilla/4.5 [en] (Win98; I)	21	0.03%	189
185.	219.142.53.26_librabot/1.0 (+http://search.msn.com/msnbot.htm)	21	0.03%	28
186.	219.142.53.17_librabot/1.0 (+http://search.msn.com/msnbot.htm)	21	0.03%	25
187.	219.142.53.19_librabot/1.0 (+http://search.msn.com/msnbot.htm)	21	0.03%	25
188.	86-104-26-115.dcn.ro_Mozilla/2.0 (compatible; NEWT ActiveX; Win32)	21	0.03%	56
189.	124.115.5.169_Mozilla/4.0 (compatible; MSIE 6.0; Windows NT 5.0)	21	0.03%	22
190.	219.142.53.20_librabot/1.0 (+http://search.msn.com/msnbot.htm)	21	0.03%	24
191.	219.142.53.23_librabot/1.0 (+http://search.msn.com/msnbot.htm)	21	0.03%	25
192.	crawl-66-249-71-199.googlebot.com_Mozilla/5.0 (compatible; Googlebot/2.1; +http://www.google.com/bot.html)	21	0.03%	41
193.	synapse.nlm.nih.gov_MedlinePlus Link Checker; nlmmedpladm@nlm.nih.gov	20	0.03%	20
194.	202.89.214.28_Mozilla/5.0 (Windows; U; Windows NT 5.1; en-US; rv:1.9.0.6) Gecko/2009011913 Firefox/3.0.6	20	0.03%	23
195.	diamond.homegauge.com_-	20	0.03%	26
196.	llf531056.crawl.yahoo.net_Mozilla/5.0 (compatible; Yahoo! Slurp; http://help.yahoo.com/help/us/ysearch/slurp)	20	0.03%	55
197.	crawl-66-249-71-225.googlebot.com_Mozilla/5.0 (compatible; Googlebot/2.1; +http://www.google.com/bot.html)	20	0.03%	187

	Visitor	Visits	% Visits	Hits
198.	204.62.53.125_Mozilla/5.0 (compatible; Charlotte/1.0t; http://www.searchme.com/support/)	20	0.03%	25
199.	89-139-118-100.bb.netvision.net.il_Python-urllib/2.6	20	0.03%	24
200.	crawl-66-249-71-226.googlebot.com_Mozilla/5.0 (compatible; Googlebot/2.1; +http://www.google.com/bot.html)	20	0.03%	178
201.	cache2.cdc.gov_Mozilla/4.0 (compatible; MSIE 7.0; Windows NT 5.1; .NET CLR 1.1.4322; .NET CLR 2.0.50727; InfoPath.1; MS-RTC LM 8)	19	0.03%	99
202.	h-180-28.scoutjet.com_Mozilla/5.0 (compatible; ScoutJet; +http://www.scoutjet.com/)	19	0.03%	4,559
203.	209.133.125.49_Jakarta Commons-HttpClient/3.1	19	0.03%	22
204.	msnbot-65-55-104-173.search.msn.com_msnbot/1.1 (+http://search.msn.com/msnbot.htm)	19	0.03%	44
205.	212.73.129.187_NetinfoBot/1.0/Nutch-0.9 (http://netinfo.bg/netinfobot.html)	19	0.03%	578
206.	APuteaux-151-1-82-77.w86-205.abo.wanadoo.fr_Mozilla/4.0 (compatible; MSIE 6.0; Windows NT 5.1)	19	0.03%	31
207.	128.253.249.193_Mozilla/5.0 (Windows; U; Windows NT 5.1; en-US; rv:1.9.0.6) Gecko/2009011913 Firefox/3.0.6	19	0.03%	21
208.	161.80.46.162_Mozilla/5.0 (Windows; U; Windows NT 5.1; en-US; rv:1.9.0.6) Gecko/2009011913 Firefox/3.0.6	19	0.03%	128
209.	lj910524.crawl.yahoo.net_Mozilla/5.0 (compatible; Yahoo! Slurp China; http://misc.yahoo.com.cn/help.html)	19	0.03%	19
210.	204.62.53.128_Mozilla/5.0 (compatible; Charlotte/1.0t; http://www.searchme.com/support/)	19	0.03%	27
211.	listserv.arb.ca.gov_Mozilla/4.08 [en] (Win98; U ;Nav)	19	0.03%	19
212.	32.c7bccf.client.atlantech.net_Mozilla/5.0 (Windows; U; Windows NT 5.1; en-US; rv:1.8.1.11) Gecko/20071127 Firefox/2.0.0.11	19	0.03%	37
213.	STRATAGEMS.PC.CS.CMU.EDU_Mozilla/5.0 (Macintosh; U; Intel Mac OS X 10.5; en-US; rv:1.9.0.6) Gecko/2009011912 Firefox/3.0.6	18	0.02%	23
214.	193.57.156.241_Goldfire Server	18	0.02%	27
215.	98.90.52.200.in-addr.arpa_Mozilla/4.0 (compatible; MSIE 5.5; Windows NT 5.0)	18	0.02%	90
216.	cust-65-98-224-5.static.o1.com_TurnitinBot/2.1 (http://www.turnitin.com/robot/crawlerinfo.html)	18	0.02%	1,133

	Visitor	Visits	% Visits	Hits
217.	dtics14.dtic.mil_Checklinks/2.088 (webmaster@dtic.mil)	18	0.02%	18
218.	AGSCITESTDC.cas.psu.edu_libwww-perl/5.808	18	0.02%	27
219.	204.62.53.122_Mozilla/5.0 (compatible; Charlotte/1.0t; http://www.searchme.com/support/)	18	0.02%	31
220.	ops.foxmarks.com_Mozilla/5.0 (X11; U; Linux i686; en-US; rv:1.9.0.1) Gecko/2008070206 Firefox/3.0.1	18	0.02%	27
221.	z199131139-56.ip.fs.fed.us_Mozilla/5.0 (Windows; U; Windows NT 5.1; en-US; rv:1.9.0.6) Gecko/2009011913 Firefox/3.0.6	17	0.02%	19
222.	161.80.46.175_Mozilla/4.0 (compatible; MSIE 7.0; Windows NT 5.1; InfoPath.1; .NET CLR 1.1.4322; .NET CLR 2.0.50727)	17	0.02%	106
223.	dhcp-18-207.imt.uwm.edu_Xenu Link Sleuth 1.2i	17	0.02%	17
224.	net64-17-2-164.static-customer.corenap.com_MLBot (www.metadatalabs.com/mlbot)	17	0.02%	25
225.	204.62.53.123_Mozilla/5.0 (compatible; Charlotte/1.0t; http://www.searchme.com/support/)	17	0.02%	28
226.	161.80.46.198_Mozilla/4.0 (compatible; MSIE 7.0; Windows NT 5.1; InfoPath.1; .NET CLR 1.1.4322; .NET CLR 2.0.50727)	17	0.02%	142
227.	crawl-13.cuill.com_Mozilla/5.0 (Twiceler-0.9 http://www.cuill.com/twiceler/robot.html)	17	0.02%	785
228.	lw.seventyfour.com_LinkWalker/2.0	17	0.02%	68
229.	161.80.46.98_Mozilla/4.0 (compatible; MSIE 7.0; Windows NT 5.1; InfoPath.1; .NET CLR 1.1.4322; .NET CLR 2.0.50727)	17	0.02%	98
230.	61.135.249.210_Mozilla/5.0 (compatible; YoudaoBot/1.0; http://www.youdao.com/help/webmaster/spider/;)	17	0.02%	34
231.	212.116.219.81_Mozilla/2.0 (compatible; NEWT ActiveX; Win32)	17	0.02%	32
232.	216.207.214.153_Mozilla/4.0 (compatible; MSIE 7.0; Windows NT 5.1; InfoPath.1; .NET CLR 1.1.4322; .NET CLR 2.0.50727)	17	0.02%	77
233.	219.142.53.21_librabort/1.0 (+http://search.msn.com/msnbot.htm)	17	0.02%	17
234.	llf531350.crawl.yahoo.net_Mozilla/5.0 (compatible; Yahoo! Slurp; http://help.yahoo.com/help/us/ysearch/slurp)	17	0.02%	483
235.	161.80.46.219_Mozilla/4.0 (compatible; MSIE 7.0; Windows NT 5.1; InfoPath.1; .NET CLR 1.1.4322; .NET CLR 2.0.50727)	17	0.02%	106

	Visitor	Visits	% Visits	Hits
236.	82-35-75-136.cable.ubr02.dals.blueyonder.co.uk_Mozilla/4.0 (compatible; MSIE 5.01; Windows 98)	16	0.02%	30
237.	134.67.237.20_Mozilla/4.0 (compatible; MSIE 7.0; Windows NT 5.1; .NET CLR 2.0.50727; .NET CLR 1.1.4322; .NET CLR 3.0.04506.30)	16	0.02%	69
238.	207.67.117.172_larbin_2.6.3 larbin2.6.3@unspecified.mail	16	0.02%	270
239.	unassigned.unixbsd.info_Mozilla/5.0 (compatible; Googlebot/2.1; http://www.google.com/bot.html)	16	0.02%	27
240.	219.142.53.18_librabot/1.0 (+http://search.msn.com/msnbot.htm)	16	0.02%	16
241.	msnbot-65-55-105-93.search.msn.com_msnbot/1.1 (+http://search.msn.com/msnbot.htm)	16	0.02%	16
242.	tomax.geog.umd.edu_Mozilla/5.0 (Windows; U; Windows NT 5.1; en-US; rv:1.9.0.6) Gecko/2009011913 Firefox/3.0.6	16	0.02%	56
243.	208.43.47.220-static.reverse.softlayer.com_Snoopy v1.2.4	16	0.02%	38
244.	llf320044.crawl.yahoo.net_Mozilla/5.0 (compatible; Yahoo! Slurp/3.0; http://help.yahoo.com/help/us/ysearch/slurp)	16	0.02%	641
245.	barriera241.nike.com_Goldfire Server	16	0.02%	16
246.	aux1.icopyright.net_iCopyright Conductor 1.0	16	0.02%	29
247.	crawl-66-249-71-165.googlebot.com_Googlebot/2.1 (+http://www.google.com/bot.html)	16	0.02%	20
248.	AGSCITESTDC.cas.psu.edu_Mozilla/4.0 (compatible; MSIE 6.0; Windows NT 5.1; SV1; InfoPath.1)	16	0.02%	17
249.	APuteaux-151-1-9-34.w82-120.abo.wanadoo.fr_Mozilla/4.0 (compatible; MSIE 6.0; Windows NT 5.1)	16	0.02%	31
250.	238-232-17-66.skybeam.com_Mozilla/4.0 (compatible; MSIE 7.0; Windows NT 5.1; .NET CLR 1.1.4322; .NET CLR 2.0.50727; InfoPath.1; .NET CLR 3.0.04506.30; .NET CLR 3.0.4506.2152; .NET CLR 3.5.30729)	16	0.02%	18
251.	llf320011.crawl.yahoo.net_Mozilla/5.0 (compatible; Yahoo! Slurp; http://help.yahoo.com/help/us/ysearch/slurp)	15	0.02%	206
252.	crawl-66-249-71-166.googlebot.com_Googlebot/2.1 (+http://www.google.com/bot.html)	15	0.02%	32
253.	APuteaux-151-1-82-77.w86-205.abo.wanadoo.fr_Mozilla/4.5 [en] (Win98; I)	15	0.02%	135
254.	crawl-66-249-71-186.googlebot.com_Mozilla/5.0 (compatible; Googlebot/2.1; +http://www.google.com/bot.html)	15	0.02%	173
255.	scr2.docstoc.com_-	15	0.02%	18

	Visitor	Visits	% Visits	Hits
256.	65.61.189.132_Mozilla/4.0 (compatible; MSIE 6.0; Win32)	15	0.02%	62
257.	141.189.251.1_Mozilla/4.0 (compatible; MSIE 7.0; Windows NT 6.0; SLCC1; .NET CLR 2.0.50727; .NET CLR 3.0.04506; InfoPath.2; .NET CLR 1.1.4322; MS-RTC LM 8)	15	0.02%	85
258.	llf320030.crawl.yahoo.net_Mozilla/5.0 (compatible; Yahoo! Slurp; http://help.yahoo.com/help/us/ysearch/slurp)	15	0.02%	266
259.	38.100.213.173_Peter Wang/Nutch-1.0-dev (Nutch spiderman; http://peterpuwang.googlepages.com ; MyEmail)	15	0.02%	15
260.	msnbot-65-55-105-88.search.msn.com_msnbot/1.1 (+http://search.msn.com/msnbot.htm)	15	0.02%	19
261.	crab.rtncad.epa.gov_ColdFusion	15	0.02%	60
262.	161.80.46.217_Mozilla/4.0 (compatible; MSIE 7.0; Windows NT 5.1; InfoPath.1; .NET CLR 1.1.4322; .NET CLR 2.0.50727)	15	0.02%	96
263.	xanthos.devgateway.org_-	15	0.02%	29
264.	crawler5032.ask.com_Mozilla/5.0 (compatible; Ask Jeeves/Teoma; +http://about.ask.com/en/docs/about/webmasters.shtml)	15	0.02%	18
265.	204.62.53.126_Mozilla/5.0 (compatible; Charlotte/1.0t; http://www.searchme.com/support/)	15	0.02%	29
266.	tschild.de_Mozilla/4.0 (compatible; MSIE 6.0; Windows NT 5.1; SV1)	15	0.02%	15
267.	msnbot-65-55-105-92.search.msn.com_msnbot/1.1 (+http://search.msn.com/msnbot.htm)	15	0.02%	17
268.	161.80.46.157_Mozilla/4.0 (compatible; MSIE 7.0; Windows NT 5.1; InfoPath.1; .NET CLR 1.1.4322; .NET CLR 2.0.50727)	14	0.02%	64
269.	c-68-44-237-5.hsd1.de.comcast.net_Mozilla/5.0 (Windows; U; Windows NT 5.1; zh-CN; rv:1.9.0.2) Gecko/2008091620 Firefox/3.0.2	14	0.02%	34
270.	proxy2.si.edu_Mozilla/4.0 (compatible;)	14	0.02%	18
271.	204.62.53.121_Mozilla/5.0 (compatible; Charlotte/1.0t; http://www.searchme.com/support/)	14	0.02%	21
272.	AGSCITESTDC.cas.psu.edu_Mozilla/4.0 (compatible; MSIE 7.0; Windows NT 5.1; .NET CLR 1.1.4322)	14	0.02%	15
273.	219.142.53.24_librabot/1.0 (+http://search.msn.com/msnbot.htm)	14	0.02%	14
274.	static-76-161-174-196.dsl.cavtel.net_Mozilla/5.0 (Windows; U; Windows NT 6.0; en-US; rv:1.9.0.6) Gecko/2009011913 Firefox/3.0.6	14	0.02%	14

	Visitor	Visits	% Visits	Hits
275.	tuna.rtnccad.epa.gov_ColdFusion	14	0.02%	56
276.	spider06.logika.net_Mozilla/4.0 (compatible; MSIE 5.0; Windows NT; DigExt)	14	0.02%	14
277.	salmon.rtnccad.epa.gov_ColdFusion	14	0.02%	56
278.	crawl-66-249-71-187.googlebot.com_Mozilla/5.0 (compatible; Googlebot/2.1; +http://www.google.com/bot.html)	14	0.02%	182
279.	ppp102-12.static.internode.on.net_Mozilla/4.74 [en] (Windows NT 5.0; U; maxamine.com--robot)	14	0.02%	109
280.	gk42.sjir.gigablast.com_Gigabot/3.0 (http://www.gigablast.com/spider.html)	13	0.02%	63
281.	207.67.117.178_larbin_2.6.3 larbin2.6.3@unspecified.mail	13	0.02%	17
282.	75-147-142-93-SFBA.hfc.comcastbusiness.net_Morning Paper 1.0 (robots.txt compliant!)	13	0.02%	16
283.	207.188.198.83.cos.com_Lynx/2.8.6dev.11 libwww-FM/2.14	13	0.02%	21
284.	llf520148.crawl.yahoo.net_Mozilla/5.0 (compatible; Yahoo! Slurp/3.0; http://help.yahoo.com/help/us/ysearch/slurp)	13	0.02%	113
285.	161.80.46.245_Mozilla/4.0 (compatible; MSIE 7.0; Windows NT 5.1; InfoPath.1; .NET CLR 1.1.4322; .NET CLR 2.0.50727)	13	0.02%	150
286.	paxar.rad1.global-bd.net_Mozilla/4.0 (compatible; MSIE 5.5; Windows NT 5.0)	13	0.02%	70
287.	CPE-58-161-122-111.nsw.bigpond.net.au_Mozilla/4.0 (compatible; MSIE 6.0; Windows NT 5.1; SV1)	13	0.02%	17
288.	lj910403.crawl.yahoo.net_Mozilla/5.0 (compatible; Yahoo! Slurp China; http://misc.yahoo.com.cn/help.html)	13	0.02%	13
289.	cache-frr-ad01.proxy.aol.com_-	13	0.02%	56
290.	116.125.140.4_Mozilla/5.0 (compatible; MSIE or Firefox mutant; not on Windows server; +http://ws.daum.net/aboutWebSearch.html) Daumoa/2.0	13	0.02%	14
291.	131.204.37.112_Mozilla/5.0 (Windows; U; Windows NT 5.1; en-US; rv:1.9.0.6) Gecko/2009011913 Firefox/3.0.6 (.NET CLR 3.5.30729)	13	0.02%	31
292.	ec2-75-101-129-73.compute-1.amazonaws.com_Mozilla/5.0 (Windows; U; Windows NT 5.1; en; rv:1.8.1) Gecko/20061010 Firefox/2.0	13	0.02%	13
293.	llf320044.crawl.yahoo.net_Mozilla/5.0 (compatible; Yahoo! Slurp; http://help.yahoo.com/help/us/ysearch/slurp)	13	0.02%	624

	Visitor	Visits	% Visits	Hits
294.	121.254.193.223_Mozilla/5.0 (compatible; MSIE or Firefox mutant; not on Windows server; +http://ws.daum.net/aboutWebSearch.html) Daumoa/2.0	13	0.02%	156
295.	h-180-116.scoutjet.com_Mozilla/5.0 (compatible; ScoutJet; +http://www.scoutjet.com/)	13	0.02%	107
296.	adsl-65-42-83-165.dsl.chcgil.ameritech.net_Mozilla/4.0 (compatible; MSIE 4.0; Windows 95)	13	0.02%	178
297.	msnbot-65-55-106-108.search.msn.com_msnbot/2.0b	13	0.02%	13
298.	future-is.orange.co.uk_Mozilla/2.0 (compatible; MSIE 3.02; Windows CE; Smartphone; 176x220)	13	0.02%	15
299.	204.62.53.124_Mozilla/5.0 (compatible; Charlotte/1.0t; http://www.searchme.com/support/)	13	0.02%	21
300.	65.55.234.164_msnbot-media/1.1 (+http://search.msn.com/msnbot.htm)	13	0.02%	31
301.	61.135.168.19_Baiduspider+(+http://www.baidu.com/search/spider.htm)	13	0.02%	13
302.	65.55.234.168_msnbot-media/1.1 (+http://search.msn.com/msnbot.htm)	12	0.02%	20
303.	rover-206-192.rovernet.mtu.edu_Mozilla/5.0 (Windows; U; Windows NT 5.1; en-US; rv:1.9.0.6) Gecko/2009011913 Firefox/3.0.6	12	0.02%	12
304.	earthmeanders.com_Mozilla/4.0 (compatible; Climate Ark http://www.climateark.org/)	12	0.02%	23
305.	adsl-76-201-141-104.dsl.pltn13.sbcglobal.net_Mozilla/5.0 (Windows; U; Windows NT 6.0; en-US; rv:1.9.0.6) Gecko/2009011913 Firefox/3.0.6	12	0.02%	23
306.	149.79.35.227_Mozilla/4.0 (compatible; MSIE 6.0; Windows NT 5.1)	12	0.02%	12
307.	u-130-11-160-23.xr.usgs.gov_Checkbot/1.72 LWP/5.79	12	0.02%	12
308.	cache2.cdc.gov_Mozilla/4.0 (compatible; MSIE 7.0; Windows NT 5.1; .NET CLR 1.1.4322; .NET CLR 2.0.50727; InfoPath.1; MS-RTC LM 8; .NET CLR 3.0.4506.2152; .NET CLR 3.5.30729)	12	0.02%	89
309.	219.142.53.27_librabort/1.0 (+http://search.msn.com/msnbot.htm)	12	0.02%	14
310.	lj910363.crawl.yahoo.net_Mozilla/5.0 (compatible; Yahoo! Slurp China; http://misc.yahoo.com.cn/help.html)	12	0.02%	12
311.	161.80.46.240_Mozilla/4.0 (compatible; MSIE 7.0; Windows NT 5.1; InfoPath.1; .NET CLR 1.1.4322; .NET CLR 2.0.50727)	12	0.02%	54

	Visitor	Visits	% Visits	Hits
312.	161.80.121.46_Mozilla/4.0 (compatible; MSIE 7.0; Windows NT 5.1; InfoPath.1; .NET CLR 1.1.4322; .NET CLR 2.0.50727)	12	0.02%	21
313.	lj910315.crawl.yahoo.net_Mozilla/5.0 (compatible; Yahoo! Slurp China; http://misc.yahoo.com.cn/help.html)	12	0.02%	12
314.	APuteaux-151-1-66-47.w81-249.abo.wanadoo.fr_Mozilla/4.0 (compatible; MSIE 6.0; Windows NT 5.1)	12	0.02%	19
315.	161.80.46.220_Mozilla/4.0 (compatible; MSIE 7.0; Windows NT 5.1; InfoPath.1; .NET CLR 1.1.4322; .NET CLR 2.0.50727)	12	0.02%	36
316.	static-72-76-42-18.nwrknj.fios.verizon.net_Mozilla/5.0 (compatible; Googlebot/2.1; http://www.google.com/bot.html)	12	0.02%	19
317.	goby.rtnccad.epa.gov_ColdFusion	12	0.02%	48
318.	64.208.182.32_genieBot stephanie@genieknows.com	12	0.02%	19
319.	sph179-135.harvard.edu_Mozilla/5.0 (Windows; U; Windows NT 5.1; en-US; rv:1.9.0.6) Gecko/2009011913 Firefox/3.0.6	12	0.02%	26
320.	61.135.168.125_Baiduspider+(+http://www.baidu.com/search/spider.htm)	12	0.02%	15
321.	crawl-66-249-71-200.googlebot.com_Mozilla/5.0 (compatible; Googlebot/2.1; +http://www.google.com/bot.html)	12	0.02%	23
322.	66.231.188.140_Gigabot/3.0 (http://www.gigablast.com/spider.html)	12	0.02%	16
323.	86.104.26.115_Mozilla/2.0 (compatible; NEWT ActiveX; Win32)	12	0.02%	59
324.	crawl-66-249-71-229.googlebot.com_Mozilla/5.0 (compatible; Googlebot/2.1; +http://www.google.com/bot.html)	12	0.02%	13
325.	msnbot-65-55-106-196.search.msn.com_msnbot/2.0b	12	0.02%	13
326.	lj910252.crawl.yahoo.net_Mozilla/5.0 (compatible; Yahoo! Slurp China; http://misc.yahoo.com.cn/help.html)	12	0.02%	12
327.	75-145-86-61-WashingtonDC.hfc.comcastbusiness.net_Mozilla/5.0 (Windows; U; Windows NT 5.1; en-US; rv:1.8.1.6) Gecko/20070725 Firefox/2.0.0.6	12	0.02%	47
328.	natasha.scd.ucar.edu_www.dlese.org,support@dlese.org	12	0.02%	12
329.	c-76-118-3-111.hsd1.ma.comcast.net_Mozilla/5.0 (Windows; U; Windows NT 5.1; en-US; rv:1.9.0.6) Gecko/2009011913 Firefox/3.0.6	12	0.02%	21
330.	65.79.173.135_Site Snitch/1.2.7.0	11	0.01%	16
331.	crawl-66-249-71-165.googlebot.com_DoCoMo/2.0 N905i(c100;TB;W24H16) (compatible; Googlebot-Mobile/2.1; +http://www.google.com/bot.html)	11	0.01%	17

	Visitor	Visits	% Visits	Hits
332.	84-255-237-241.static.t-2.net_BabalooSpider/1.3 (BabalooSpider; http://www.babaloo.si; spider@babaloo.si)	11	0.01%	11
333.	72.5.54.211_-	11	0.01%	13
334.	andalusian.rtpnc.epa.gov_NLESE for intraUSEPA	11	0.01%	65
335.	ik-out-f136.google.com_Mozilla/4.0 (compatible; MSIE 6.0; Windows NT 5.0; Google Wireless Transcoder;)	11	0.01%	13
336.	218.107.132.124_larbin_2.6.3 gqnmgs@ruc.edu.cn	11	0.01%	122
337.	bos-gate2.raytheon.com_Mozilla/4.0 (compatible; MSIE 6.0; Windows 98) Web Link Validator 4.7	11	0.01%	22
338.	dsl081-110-085.den1.dsl.speakeasy.net_Mozilla/5.0 (Windows; U; Windows NT 5.1; en-US; rv:1.9.0.4) Gecko/2008102920 Firefox/3.0.4	11	0.01%	23
339.	msnbot-65-55-106-236.search.msn.com_msnbot/2.0b	11	0.01%	13
340.	161.80.46.228_Mozilla/4.0 (compatible; MSIE 7.0; Windows NT 5.1; InfoPath.1; .NET CLR 1.1.4322; .NET CLR 2.0.50727)	11	0.01%	78
341.	tn-fw.ask.com_Mozilla/5.0 (compatible; Ask Jeeves/Teoma; +http://about.ask.com/en/docs/about/webmasters.shtml)	11	0.01%	16
342.	AGSCITESTDC.cas.psu.edu_Mozilla/5.0 (Windows; U; Windows NT 5.1; en-US; rv:1.8.1.14) Gecko/20080404 Firefox/2.0.0.14	11	0.01%	11
343.	216.207.214.153_Mozilla/4.0 (compatible; MSIE 6.0; Windows NT 5.1; SV1)	11	0.01%	39
344.	crawl-66-249-71-164.googlebot.com_Googlebot/2.1 (+http://www.google.com/bot.html)	11	0.01%	19
345.	tc-gw.exabot.com_Mozilla/5.0 (compatible; Konqueror/3.5; Linux) KHTML/3.5.5 (like Gecko) (Exabot-Thumbnails)	11	0.01%	18
346.	lj910259.crawl.yahoo.net_Mozilla/5.0 (compatible; Yahoo! Slurp China; http://misc.yahoo.com.cn/help.html)	11	0.01%	11
347.	llf320030.crawl.yahoo.net_Mozilla/5.0 (compatible; Yahoo! Slurp/3.0; http://help.yahoo.com/help/us/ysearch/slurp)	11	0.01%	320
348.	204.62.53.127_Mozilla/5.0 (compatible; Charlotte/1.0t; http://www.searchme.com/support/)	11	0.01%	13
349.	scr1.docstoc.com_-	11	0.01%	19
350.	crawl-66-249-71-197.googlebot.com_Mozilla/5.0 (compatible; Googlebot/2.1; +http://www.google.com/bot.html)	11	0.01%	23

	Visitor	Visits	% Visits	Hits
351.	AGSCITESTDC.cas.psu.edu_Mozilla/4.0 (compatible; MSIE 7.0; Windows NT 5.1; .NET CLR 1.1.4322; .NET CLR 2.0.50727)	11	0.01%	11
352.	c91153fb.virtua.com.br_test/Nutch-1.0-dev	11	0.01%	407
353.	erl-kfitz.erlab.ag.arizona.edu_Mozilla/4.0 (compatible; MSIE 6.0; Windows NT 5.1; SV1)	11	0.01%	13
354.	llf320011.crawl.yahoo.net_Mozilla/5.0 (compatible; Yahoo! Slurp/3.0; http://help.yahoo.com/help/us/ysearch/slurp)	11	0.01%	238
355.	ec2-72-44-40-58.z-2.compute-1.amazonaws.com_Mozilla/5.0 (compatible; page-store) [email:paul at page-store.com]	11	0.01%	12
356.	ip67-91-70-195.z70-91-67.customer.algx.net_Mozilla/4.0 (compatible; MSIE 6.0; Windows NT 5.1)	11	0.01%	12
357.	u-159-189-162-54.xr.usgs.gov_Mozilla/4.0 (compatible; MSIE 7.0; Windows NT 5.1; .NET CLR 1.1.4322; .NET CLR 2.0.50727; InfoPath.1; .NET CLR 3.0.04506.30; .NET CLR 3.0.4506.2152; .NET CLR 3.5.30729)	10	0.01%	16
358.	iron.wordtracker.com_POE-Component-Client-HTTP/0.65 (perl; N; POE; en; rv:0.650000)	10	0.01%	23
359.	spider03.logika.net_Mozilla/4.0 (compatible; MSIE 5.0; Windows NT; DigExt)	10	0.01%	10
360.	cdma1004.yst.corp.yahoo.com_Mozilla/5.0 (compatible; Yahoo! Slurp; http://help.yahoo.com/help/us/ysearch/slurp)	10	0.01%	36
361.	llf320031.crawl.yahoo.net_Mozilla/5.0 (compatible; Yahoo! Slurp/3.0; http://help.yahoo.com/help/us/ysearch/slurp)	10	0.01%	190
362.	161.80.46.149_Mozilla/5.0 (Windows; U; Windows NT 5.1; en-US; rv:1.9.0.5) Gecko/2008120122 Firefox/3.0.5	10	0.01%	24
363.	131.204.37.112_Mozilla/5.0 (Windows; U; Windows NT 5.1; en-US; rv:1.9.0.5) Gecko/2008120122 Firefox/3.0.5	10	0.01%	25
364.	egldev1012.yst.corp.yahoo.com_Yahoo! Slurp	10	0.01%	10
365.	161.80.46.85_Mozilla/4.0 (compatible; MSIE 7.0; Windows NT 5.1; InfoPath.1; .NET CLR 1.1.4322; .NET CLR 2.0.50727)	10	0.01%	410
366.	3.wkln4.xdsl.nauticom.net_Mozilla/4.0 (compatible; MSIE 7.0; Windows NT 6.0; SLCC1; .NET CLR 2.0.50727; Media Center PC 5.0; .NET CLR 3.0.04506)	10	0.01%	41
367.	161.80.46.210_Mozilla/4.0 (compatible; MSIE 7.0; Windows NT 5.1; InfoPath.1; .NET CLR 1.1.4322; .NET CLR 2.0.50727)	10	0.01%	131

	Visitor	Visits	% Visits	Hits
368.	bzq-82-81-0-252.red.bezeqint.net_Mozilla/4.0 (compatible; MSIE 6.0; Windows 98; Win 9x 4.90)	10	0.01%	10
369.	c74-196-189-161.dh.suddenlink.net_Mozilla/5.0 (Windows; U; Windows NT 6.0; en-US; rv:1.9.0.6) Gecko/2009011913 Firefox/3.0.6	10	0.01%	19
370.	msnbot-65-55-106-170.search.msn.com_msnbot/2.0b	10	0.01%	10
371.	ip-65-111-84-36.airband.net_Lynx/2.8.6dev.11 libwww-FM/2.14	10	0.01%	38
372.	msnbot-65-55-106-220.search.msn.com_msnbot/2.0b	10	0.01%	10
373.	host.accessdisability.com_PHP/5.2.8	10	0.01%	11
374.	161.80.46.150_Mozilla/4.0 (compatible; MSIE 7.0; Windows NT 5.1; InfoPath.1; .NET CLR 1.1.4322; .NET CLR 2.0.50727)	10	0.01%	57
375.	crawl-66-249-71-201.googlebot.com_Mozilla/5.0 (compatible; Googlebot/2.1; +http://www.google.com/bot.html)	10	0.01%	17
376.	99.148.115.81_Mozilla/4.0 (compatible; MSIE 5.5; Windows 98)	10	0.01%	31
377.	hn.kd.ny.adsl_-	10	0.01%	93
378.	crawl-66-249-71-185.googlebot.com_Mozilla/5.0 (compatible; Googlebot/2.1; +http://www.google.com/bot.html)	10	0.01%	178
379.	ec2-174-129-240-160.compute-1.amazonaws.com_Mozilla/5.0.0 (compatible; kmky-not-a-bot/0.2; http://www.kilomonkey.com/notabot.txt)	10	0.01%	13
380.	spider04.logika.net_Mozilla/4.0 (compatible; MSIE 5.0; Windows NT; DigExt)	10	0.01%	10
381.	161.80.46.193_Mozilla/4.0 (compatible; MSIE 7.0; Windows NT 5.1; InfoPath.1; .NET CLR 1.1.4322; .NET CLR 2.0.50727)	10	0.01%	60
382.	doegate-1.doe.gov_Mozilla/4.0 (compatible;)	10	0.01%	13
383.	121.254.193.225_Mozilla/5.0 (compatible; MSIE or Firefox mutant; not on Windows server; +http://ws.daum.net/aboutWebSearch.html) Daumoa/2.0	10	0.01%	1,265
384.	host-72-175-152-241.chy-wy.client.bresnan.net_Mozilla/4.0 (compatible; MSIE 7.0; Windows NT 5.1; .NET CLR 3.0.04506.30; .NET CLR 2.0.50727; .NET CLR 3.0.04506.648)	10	0.01%	14
385.	b172-28-113-0.nat.washington.edu_Mozilla/5.0 (Windows; U; Windows NT 5.1; en-US; rv:1.9.0.6) Gecko/2009011913 Firefox/3.0.6	10	0.01%	11
386.	65.79.173.135_Mozilla/4.0 (compatible; MSIE 6.0; Windows NT 5.1; SV1; .NET CLR 1.1.4322; .NET CLR 2.0.50727; .NET CLR 3.0.04506.30)	10	0.01%	22

	Visitor	Visits	% Visits	Hits
387.	ec2-174-129-103-38.compute-1.amazonaws.com_AISearchBot0 (Email: aisearchbot@gmail.com; If your web site doesn't want to be crawled, please send us a email.)	10	0.01%	15
388.	65.55.107.178_msnbot/2.0b	10	0.01%	13
389.	204.62.53.36_Mozilla/5.0 (compatible; Charlotte/1.0t; http://www.searchme.com/support/)	10	0.01%	24
390.	lj910469.crawl.yahoo.net_Mozilla/5.0 (compatible; Yahoo! Slurp China; http://misc.yahoo.com.cn/help.html)	10	0.01%	10
391.	llf320018.crawl.yahoo.net_Mozilla/5.0 (compatible; Yahoo! Slurp/3.0; http://help.yahoo.com/help/us/ysearch/slurp)	10	0.01%	325
392.	msnbot-65-55-105-87.search.msn.com_msnbot/1.1 (+http://search.msn.com/msnbot.htm)	10	0.01%	14
393.	msnbot-65-55-106-188.search.msn.com_msnbot/2.0b	10	0.01%	10
394.	65.55.217.57_msnbot-media/1.1 (+http://search.msn.com/msnbot.htm)	10	0.01%	14
395.	62.129.136.34_-	10	0.01%	13
396.	222.231.42.192_Mozilla/5.0 (compatible; MSIE or Firefox mutant; not on Windows server; +http://ws.daum.net/aboutWebSearch.html) Daumoa/2.0	10	0.01%	10
397.	crawl-66-249-71-237.googlebot.com_Mozilla/5.0 (compatible; Googlebot/2.1; +http://www.google.com/bot.html)	10	0.01%	11
398.	199.4.160.71_lmspider/Nutch-0.9-dev (For research purposes.; www.nuance.com; lmspider@nuance.com)	10	0.01%	13
399.	cpgws-x.dri.edu_Mozilla/5.0 (Windows; U; Windows NT 5.1; en-US; rv:1.9.0.6) Gecko/2009011913 Firefox/3.0.6	10	0.01%	38
400.	msnbot-65-55-105-90.search.msn.com_msnbot/1.1 (+http://search.msn.com/msnbot.htm)	10	0.01%	12
Subtotal for rows: 1 - 400		19,455	25.87%	194,733
Other		55,743	74.13%	229,190
Total		75,198	100.00%	423,923

items 1-400 of 5000

Top Visitors - Help Card



Column Definitions

Visitor

The IP address, domain name, or cookie of the visitor.

Visits

Number of times the specified visitor visited your site. A visit is a series of actions that begins when a visitor views their first page from the server, and ends when the visitor leaves the site or remains idle beyond the idle-time limit. The default idle-time limit is thirty minutes. This time limit can be changed by the system administrator.

Hits

Number of hits attributed to the specified visitor. Each file requested by a visitor registers as a hit. There can be several hits on each page. While the volume of hits reflects the amount of server traffic, it is not an accurate reflection of the number of pages viewed.



Report Descriptions

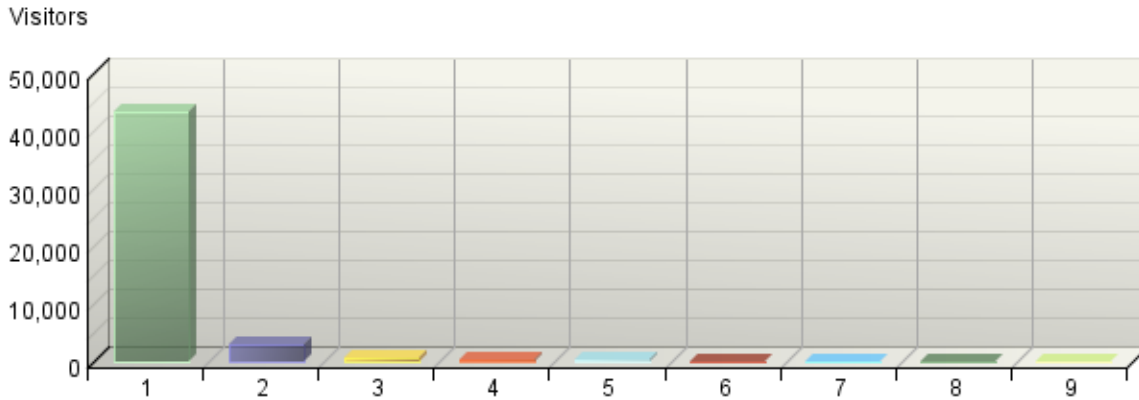
Consider the visitors who use the site most, and tailor your site to their interests and needs. If your site is an intranet, notice which employees use the site most, and find out what they like about it. You might also get feedback from those who use it the least and find out what they are looking for.

Note: If a visitor has a dynamic IP address, or if a group of visitors are behind a proxy server or firewall, this data might be misleading. In the case of a dynamic IP address, multiple IP addresses could be shown for a single visitor, and in the case of a firewall or proxy server, one IP address could be used by more than one visitor.

Visitors by Number of Visits

This report shows the distribution of visitors based on how many times each visitor visited your site.

Visitors by Number of Visits



Visitors by Number of Visits

Number of Visits	Visitors	% Visitors
1 visit	43,307	89.87%
2 visits	2,973	6.17%
3 visits	701	1.45%
4 visits	306	0.64%
5 visits	190	0.39%
6 visits	121	0.25%
7 visits	75	0.16%
8 visits	64	0.13%
9 visits	50	0.10%
Other	400	0.83%
Total	48,187	100.00%

items 1-9 of 9

Visitors by Number of Visits - Help Card



Column Definitions

Number of Visits

The number of visits by each visitor during the period of the report.

Visitors

Number of individuals who came to your site the amount of times specified in the Number of Visits column.

%

Percentage of visitors who came to your site the amount of times specified in the Number of Visits column.



Report Descriptions

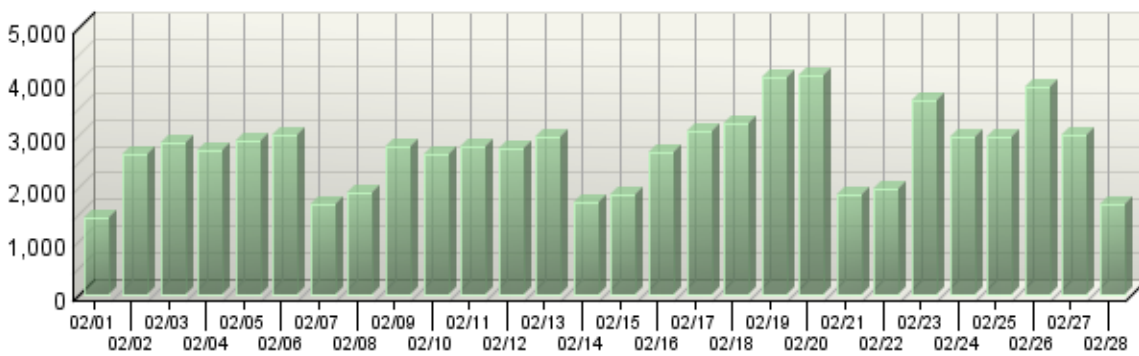
This information can indicate whether or not your site compels visitors to return. Updating web site content is one way to draw return visitors.

Visitors Trend

This report shows how many times visitors visited your web site and how long they stayed. The information is divided into time slices based on the duration of the log file. Some visits may span more than one time interval, and will be counted in each interval where they appear. The sum of visits for all intervals may therefore exceed the total visits shown in the Overview Dashboard page.

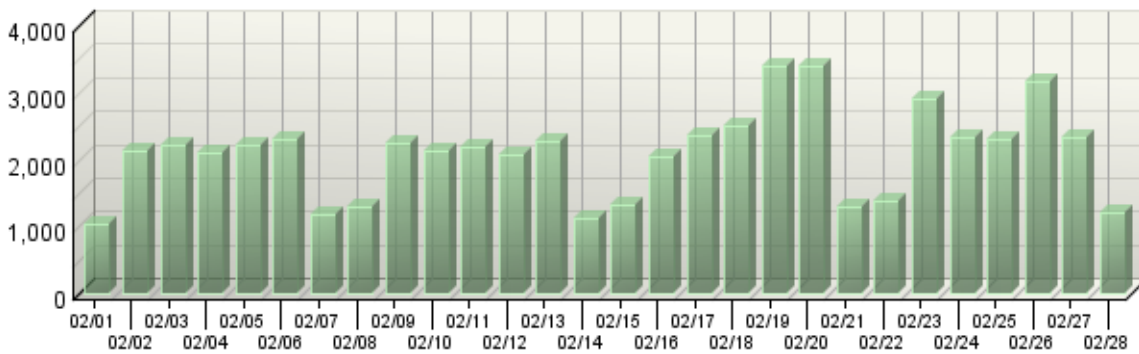
Active Visits Trend

Active Visits



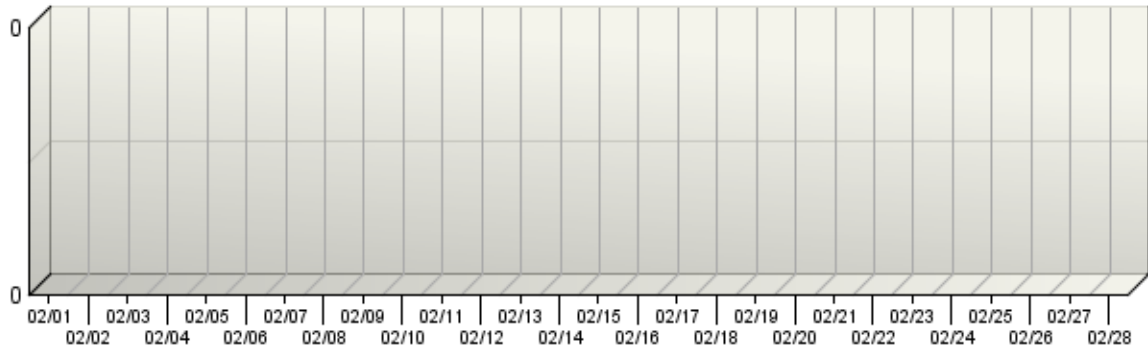
Visitors Trend

Visitors



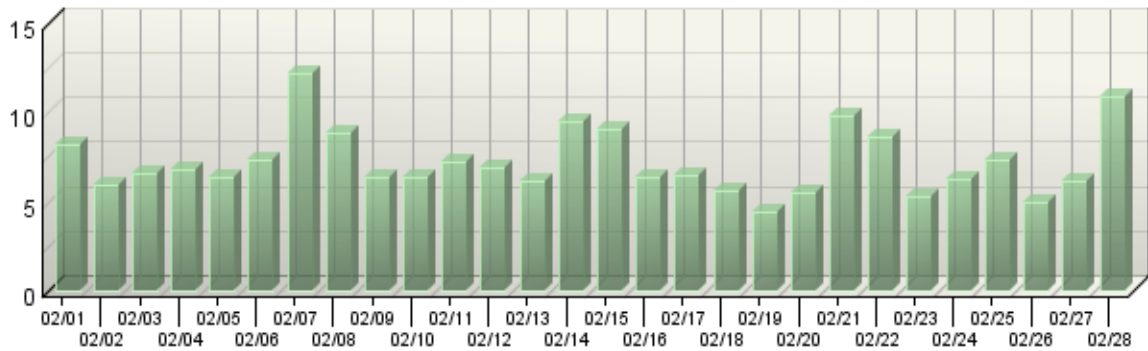
New Visitors Trend

New Visitors



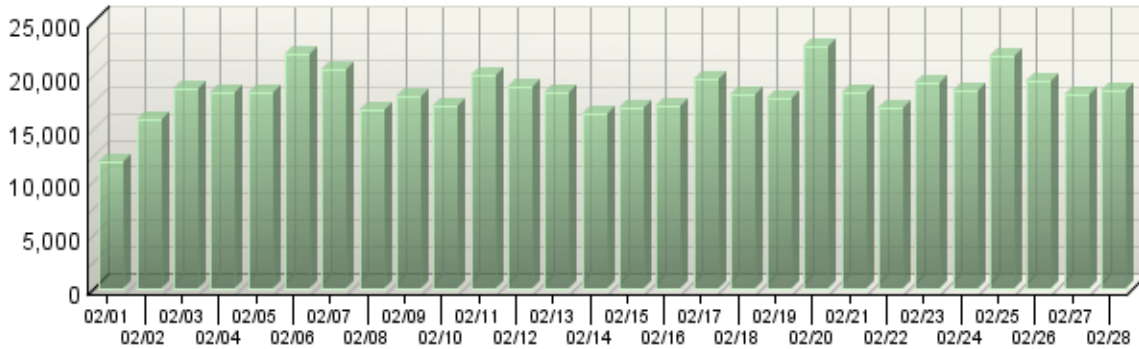
Average Length of Visit Trend

Average Visit Duration



Visitor Minutes Trend

Visitor Minutes



Visitors Trend

Day	Active Visits	Visitors	New Visitors
02/01	1,438	1,025	0
02/02	2,638	2,116	0
02/03	2,834	2,212	0
02/04	2,689	2,096	0
02/05	2,880	2,212	0
02/06	2,978	2,311	0
02/07	1,687	1,167	0
02/08	1,896	1,301	0
02/09	2,787	2,251	0
02/10	2,642	2,141	0
02/11	2,761	2,184	0
02/12	2,741	2,078	0
02/13	2,957	2,286	0
02/14	1,720	1,122	0
02/15	1,857	1,316	0
02/16	2,668	2,040	0
02/17	3,051	2,369	0
02/18	3,216	2,508	0
02/19	4,047	3,393	0
02/20	4,093	3,382	0
02/21	1,873	1,297	0
02/22	1,961	1,395	0
02/23	3,625	2,904	0
02/24	2,944	2,332	0

Day	Active Visits	Visitors	New Visitors
02/25	2,955	2,301	0
02/26	3,877	3,165	0
02/27	2,974	2,321	0
02/28	1,705	1,213	0
Total	-	-	0

items 1-28 of 28

Visitors Trend

Day	Average Visit Duration	Visitor Minutes
02/01	00:08:12	11,801.08
02/02	00:05:58	15,767.43
02/03	00:06:34	18,648.1
02/04	00:06:50	18,376.63
02/05	00:06:21	18,321.48
02/06	00:07:23	22,022.32
02/07	00:12:09	20,509.43
02/08	00:08:49	16,740.05
02/09	00:06:25	17,908.37
02/10	00:06:25	16,996.48
02/11	00:07:15	20,050.38
02/12	00:06:52	18,846.45
02/13	00:06:12	18,356.1
02/14	00:09:27	16,280.4
02/15	00:09:04	16,861.45
02/16	00:06:25	17,132.33
02/17	00:06:26	19,665.22
02/18	00:05:37	18,080
02/19	00:04:24	17,812.97
02/20	00:05:32	22,658.95
02/21	00:09:47	18,332.1
02/22	00:08:38	16,931.13
02/23	00:05:19	19,311.28
02/24	00:06:15	18,446.27
02/25	00:07:21	21,742.9
02/26	00:05:01	19,504.07
02/27	00:06:07	18,195.63
02/28	00:10:52	18,529.12
Total	-	513,828.13

items 1-28 of 28

Visitors Trend - Help Card



Column Definitions

Time Interval (hour, day, etc.)

A one-year report displays monthly time increments. A one-quarter report displays weekly time increments. A one-month report or a one-week report displays daily time increments. A daily report displays hourly time increments. An hour-long interval marked 12:00, for example, includes all activity between 12:00 and 12:59.

Active Visits

Number of active visits to your web site. If a visit spans multiple time intervals, it is counted in each interval. Every visit from a visitor is counted, even if the same visitor came to your web site multiple times. Also included are zero-length visits. A zero-length visit occurs when all hits for that visit are logged with the exact same time stamp.

Visitors

Number of individuals who visited your site during the report interval. For a daily report, if someone visits more than once, that person is counted only the first time he or she visits. Values of "N/A" indicate that the detailed data required is not available. This situation occurs when the Top Visitors report has reached its configured limit or when reports for the corresponding period are turned off. For non-daily reports, the visitor measure total is "N/A" since the same visitor can be counted in multiple intervals.

New Visitors

Number of visitors who had never visited your web site before.

Average Visit Duration

The average amount of time visitors spent at your site within the given time interval. The data is formatted as hh:mm:ss (hours:minutes:seconds). The average visit duration is calculated by dividing the value from the Visitor Minutes column by the value from the Active Visits column.

Visitor Minutes

Number of minutes your web site was viewed, regardless of who was viewing it.



Report Descriptions

Use this page to determine which times your web site is busiest.

Daily averages cut off visits that continue into the next day, whereas weekly averages do not. Therefore, weekly averages may appear a bit longer than daily averages.

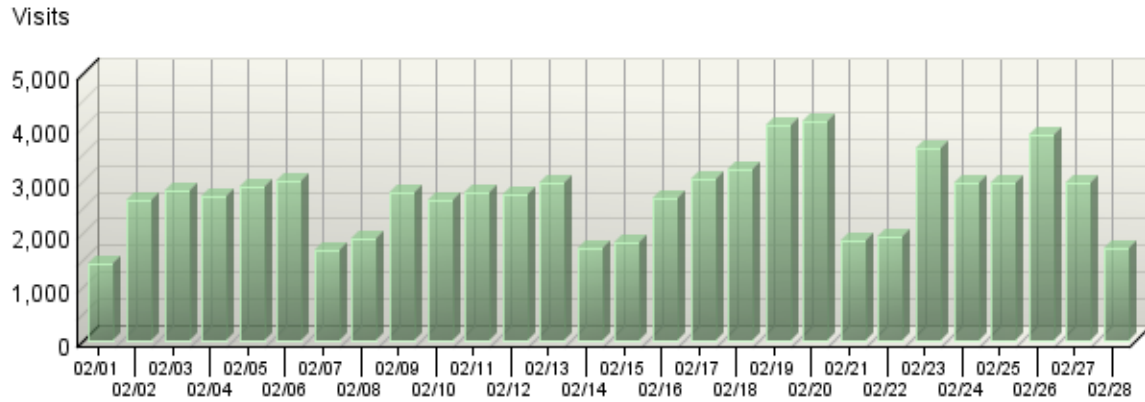
Total - The total for the column. Visits may span more than one time interval and are counted for each hour in this report. We therefore do not provide a total, which would be misleading.

Average - This row gives the average for each column.

Visits Trend

This report shows how the number of visits to your site changes over the course of the report period.

Visits Trend



Visits Trend

Day	Visits	% Visits
02/01	1,438	1.91%
02/02	2,630	3.50%
02/03	2,823	3.75%
02/04	2,683	3.57%
02/05	2,869	3.81%
02/06	2,968	3.94%
02/07	1,674	2.22%
02/08	1,889	2.51%
02/09	2,771	3.68%
02/10	2,630	3.50%
02/11	2,752	3.66%
02/12	2,729	3.63%
02/13	2,943	3.91%
02/14	1,710	2.27%
02/15	1,844	2.45%
02/16	2,659	3.53%
02/17	3,039	4.04%
02/18	3,201	4.25%
02/19	4,036	5.36%

Day	Visits	% Visits
02/20	4,086	5.43%
02/21	1,862	2.47%
02/22	1,947	2.59%
02/23	3,615	4.80%
02/24	2,936	3.90%
02/25	2,942	3.91%
02/26	3,866	5.14%
02/27	2,962	3.94%
02/28	1,740	2.31%
Total	75,244	100.00%

items 1-28 of 28

Visits Trend - Help Card



Column Definitions

Time Interval (hour, day, etc.)

A one-year report displays monthly time increments. A one-quarter report displays weekly time increments. A one-month report or a one-week report displays daily time increments. A daily report displays hourly time increments. An hour-long interval marked 12:00, for example, includes all activity between 12:00 and 12:59.

Visits

Number of visits to your site during the specified time interval. A visit is a series of actions that begins when a visitor views their first page from the server, and ends when the visitor leaves the site or remains idle beyond the idle-time limit. The default idle-time limit is thirty minutes. This time limit can be changed by the system administrator.

%

Percentage of visits to your site during the specified time interval compared with all visits to your site during the report period.



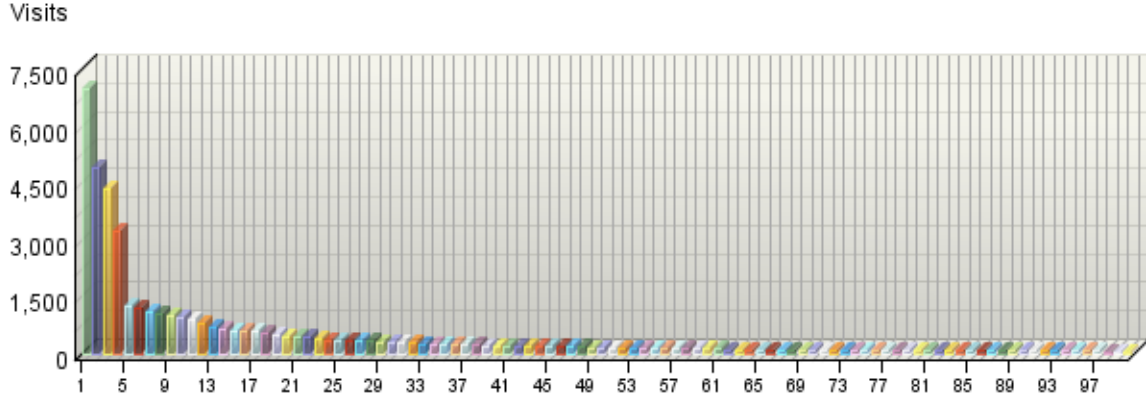
Report Descriptions

Periods of less activity can be considered good times for maintenance and content improvement.

Organizations

If you have enabled the WebTrends GeoTrends Database for this profile, this page will list the most active companies and other organizations visiting your web site.

Organizations by Visits



Organizations

	Organization Domain Name	Visits	% Visits	Hits
■ 1.	Hotmail Corporation	6,968	9.26%	20,671
	msn.com	5,807	7.72%	15,920
	Unresolved IP Address	1,161	1.54%	4,751
■ 2.	U.S. Environmental Protection Agency	4,936	6.56%	65,571
	Unresolved IP Address	4,856	6.45%	65,243
	epa.gov	80	0.11%	328
■ 3.	Internet Assigned Numbers Authority	4,353	5.79%	16,321
	Unresolved IP Address	1,109	1.47%	4,961
	comcast.net	667	0.89%	2,854
	verizon.net	519	0.69%	1,952
	sbcglobal.net	299	0.40%	873
	amazonaws.com	259	0.34%	383
	rr.com	194	0.26%	626
	cox.net	114	0.15%	326
	charter.com	110	0.15%	416
	qwest.net	108	0.14%	393
	rogers.com	101	0.13%	319
mchsi.com	78	0.10%	254	

	Organization Domain Name	Visits	% Visits	Hits
	spcsdns.net	44	0.06%	161
	windstream.net	38	0.05%	87
	home.otenet.gr	32	0.04%	63
	leaseweb.com	31	0.04%	186
	academicanswers.co.uk	25	0.03%	30
	hinet.net	25	0.03%	58
	sify.net	23	0.03%	97
	as43234.net	23	0.03%	134
	bethere.co.uk	21	0.03%	53
■ 4.	EXCALIBUR Group, A Time Warner Company	3,219	4.28%	11,678
	ask.com	1,405	1.87%	5,915
	rr.com	885	1.18%	2,398
	comcast.net	442	0.59%	1,619
	sbcglobal.net	136	0.18%	521
	Unresolved IP Address	135	0.18%	626
	docstoc.com	26	0.03%	37
	dsl.bell.ca	24	0.03%	40
	cavtel.net	21	0.03%	30
	gigablast.com	13	0.02%	63
	mindspring.com	11	0.01%	52
	metrocast.net	10	0.01%	13
	sonic.net	6	0.01%	17
	carohosting.net	6	0.01%	32
	pavlovmedia.com	5	0.01%	10
	ulm.edu	5	0.01%	10
	smsd.org	5	0.01%	7
	wavecable.com	5	0.01%	29
	consolidated.net	4	0.01%	8
	ecostudies.org	4	0.01%	12
	esconett.org	4	0.01%	5
■ 5.	American Registry for Internet Numbers	1,260	1.67%	15,198
	yahoo.net	515	0.68%	13,031
	Unresolved IP Address	220	0.29%	448
	amazonaws.com	111	0.15%	272
	rr.com	101	0.13%	263
	embarqhsd.net	38	0.05%	78
	searchme.com	35	0.05%	65
	cox.net	22	0.03%	93
	bresnan.net	18	0.02%	27

	Organization Domain Name	Visits	% Visits	Hits
	umich.edu	16	0.02%	66
	optonline.net	15	0.02%	35
	cgocable.net	11	0.01%	51
	facebook.com	10	0.01%	11
	cableone.net	8	0.01%	15
	buckeyecom.net	8	0.01%	14
	centennialpr.net	7	0.01%	22
	shablast.com	7	0.01%	8
	ptd.net	7	0.01%	13
	dynaflow-inc.com	6	0.01%	10
	cwu.edu	5	0.01%	8
	iawpro1.com	5	0.01%	6
■ 6.	Google Inc	1,221	1.62%	32,176
	googlebot.com	1,113	1.48%	32,031
	Unresolved IP Address	82	0.11%	104
	google.com	26	0.03%	41
■ 7.	Comcast Cable Communications, Inc.	1,098	1.46%	3,519
	comcast.net	1,048	1.39%	3,384
	Unresolved IP Address	50	0.07%	135
■ 8.	RIPE NCC	1,083	1.44%	7,025
	dedi.digiweb.ie	369	0.49%	721
	Unresolved IP Address	315	0.42%	1,318
	as9105.com	33	0.04%	110
	lyse.net	27	0.04%	27
	sky.com	24	0.03%	71
	yandex.ru	22	0.03%	3,728
	rdsnet.ro	18	0.02%	72
	retail.telecomitalia.it	15	0.02%	110
	bezeqint.net	10	0.01%	22
	blueyonder.co.uk	10	0.01%	36
	bethere.co.uk	9	0.01%	62
	rima-tde.net	9	0.01%	15
	kln.forthnet.gr	7	0.01%	15
	access.telenet.be	7	0.01%	15
	t-dialin.net	7	0.01%	33
	business.telecomitalia.it	7	0.01%	46
	infobox.ru	6	0.01%	6
	saudi.net.sa	6	0.01%	11
	chello.nl	6	0.01%	11
	superkabel.de	6	0.01%	10

	Organization Domain Name	Visits	% Visits	Hits
■ 9.	Yahoo	1,030	1.37%	40,405
	yahoo.net	888	1.18%	40,187
	Unresolved IP Address	111	0.15%	119
	yahoo.com	30	0.04%	98
	inktomisearch.com	1	0.00%	1
■ 10.	Bell South Intellectual Property Corporation	957	1.27%	2,812
	bellsouth.net	435	0.58%	1,389
	Unresolved IP Address	180	0.24%	455
	rr.com	66	0.09%	190
	suddenlink.net	63	0.08%	152
	frontiernet.net	17	0.02%	32
	icopyright.net	16	0.02%	29
	fuse.net	13	0.02%	47
	comcastbusiness.net	13	0.02%	59
	embarqhsd.net	10	0.01%	69
	clearwire-dns.net	8	0.01%	21
	twtelecom.net	7	0.01%	26
	cruzio.com	7	0.01%	19
	shawgrp.com	6	0.01%	9
	onlinehome-server.com	5	0.01%	5
	softlayer.com	5	0.01%	20
	tnbrother.com	4	0.01%	4
	emri.org	4	0.01%	4
	logixcom.net	4	0.01%	18
	a2webhosting.com	4	0.01%	15
	artclayworld.com	3	0.00%	12
■ 11.	Limelight Networks, Inc.	893	1.19%	7,661
	searchme.com	889	1.18%	7,653
	manyone.net	4	0.01%	8
■ 12.	Asia Pacific Network Information Center, Pty. Ltd.	825	1.10%	4,078
	122.airtelbroadband.in	295	0.39%	2,201
	Unresolved IP Address	249	0.33%	810
	pldt.net	57	0.08%	175
	sparqnet.net	35	0.05%	65
	smartbro.net	35	0.05%	171
	rcil.gov.in	20	0.03%	231
	yahoo.com	13	0.02%	14
	youtele.com	9	0.01%	70
	bigpond.net.au	9	0.01%	25

	Organization Domain Name	Visits	% Visits	Hits
	optusnet.com.au	8	0.01%	19
	beamcablesystem.in	6	0.01%	21
	tulipconnect.com	6	0.01%	22
	118.pern.pk	5	0.01%	30
	ocn.ne.jp	5	0.01%	27
	broadllyne.com	4	0.01%	8
	localhost	4	0.01%	10
	iinet.net.au	4	0.01%	14
	52.pern.pk	3	0.00%	3
	132.pern.pk	3	0.00%	3
	dsl.net.pk	3	0.00%	5
■ 13.	America Online, Inc.	688	0.91%	886
	aol.com	678	0.90%	870
	Unresolved IP Address	9	0.01%	11
	turner.com	1	0.00%	5
■ 14.	SBC Internet	664	0.88%	2,236
	comcastbusiness.net	132	0.18%	476
	qwest.net	118	0.16%	297
	rr.com	96	0.13%	410
	amazonaws.com	77	0.10%	295
	charter.com	55	0.07%	128
	clearwire-dns.net	30	0.04%	161
	suddenlink.net	20	0.03%	68
	windstream.net	17	0.02%	36
	myvzw.com	16	0.02%	55
	centurytel.net	15	0.02%	31
	wildblue.net	12	0.02%	36
	sbcglobal.net	12	0.02%	47
	Unresolved IP Address	11	0.01%	21
	wideopenwest.com	8	0.01%	21
	sonic.net	7	0.01%	13
	ldmi.com	6	0.01%	17
	telus.net	5	0.01%	9
	groomconstruction.com	5	0.01%	6
	knology.net	4	0.01%	8
	optonline.net	3	0.00%	22
■ 15.	Road Runner HoldCo LLC	628	0.83%	1,815
	rr.com	583	0.77%	1,614
	Unresolved IP Address	22	0.03%	91
	k12.nc.us	5	0.01%	15

	Organization Domain Name	Visits	% Visits	Hits
	cvag.org	2	0.00%	4
	whatifnet.com	2	0.00%	55
	tbgmedia.com	1	0.00%	1
	ohmcraft.com	1	0.00%	1
	utekcorp.com	1	0.00%	2
	corsair-computer.com	1	0.00%	2
	perrymangroup.com	1	0.00%	1
	liveair.net	1	0.00%	1
	genesee.edu	1	0.00%	1
	consor.com	1	0.00%	1
	richrti.com	1	0.00%	5
	devinetarbell.com	1	0.00%	2
	msidesign.net	1	0.00%	1
	singerwallcoverings.com	1	0.00%	14
	mybrighthouse.com	1	0.00%	1
	trustholiday.com	1	0.00%	3
■ 16.	FRANCE TELECOM	594	0.79%	1,289
	fti.net	572	0.76%	1,167
	abo.wanadoo.fr	16	0.02%	112
	Unresolved IP Address	4	0.01%	6
	static-ip.oleane.fr	2	0.00%	4
■ 17.	Verizon Internet Services Inc.	583	0.77%	2,011
	verizon.net	543	0.72%	1,888
	myfairpoint.net	24	0.03%	75
	Unresolved IP Address	7	0.01%	24
	sdi-pc.com	2	0.00%	3
	coheramed.com	1	0.00%	1
	delawareandlehigh.org	1	0.00%	1
	ekoscorp.com	1	0.00%	1
	athenixcorp.com	1	0.00%	12
	transconsteel.com	1	0.00%	2
	cdisdesign.com	1	0.00%	1
	amptek.com	1	0.00%	3
■ 18.	Southwestern Bell Internet Services, Inc.	582	0.77%	1,563
	as13448.com	313	0.42%	313
	dotnetdotcom.org	86	0.11%	823
	Unresolved IP Address	44	0.06%	141
	swbell.net	19	0.03%	55
	rr.com	13	0.02%	23
	i95.net	11	0.01%	15

	Organization Domain Name	Visits	% Visits	Hits
	accessdisability.com	10	0.01%	11
	mindspring.com	6	0.01%	9
	dreamhost.com	5	0.01%	8
	airlogic.net	5	0.01%	5
	gaggle.net	4	0.01%	7
	juch-tech.com	4	0.01%	4
	consolidated.net	3	0.00%	4
	bendbroadband.com	3	0.00%	5
	southslope.net	3	0.00%	6
	netrellc.com	3	0.00%	15
	orbitelcom.com	2	0.00%	3
	obg.com	2	0.00%	12
	hostican.com	2	0.00%	8
	suagm.edu	2	0.00%	6
■ 19.	NIB	487	0.65%	1,815
	Unresolved IP Address	444	0.59%	1,662
	68/24.bsnl.in	5	0.01%	5
	25/21.bsnl.in	2	0.00%	2
	56/24.bsnl.in	2	0.00%	10
	bb-pune.bsnl.in	2	0.00%	2
	125/24.bsnl.in	2	0.00%	2
	42/24.bsnl.in	1	0.00%	1
	43/24.bsnl.in	1	0.00%	1
	198/24.bsnl.in	1	0.00%	5
	112/24.bsnl.in	1	0.00%	1
	7/25.bsnl.in	1	0.00%	1
	239/24.bsnl.in	1	0.00%	1
	24/24.bsnl.in	1	0.00%	22
	26/24.bsnl.in	1	0.00%	5
	45.bsnl.in	1	0.00%	1
	49/24.bsnl.in	1	0.00%	1
	38/21.bsnl.in	1	0.00%	1
	108/24.bsnl.in	1	0.00%	1
	11/24.bsnl.in	1	0.00%	3
	13/24.bsnl.in	1	0.00%	1
■ 20.	Inktomi Corporation	481	0.64%	3,891
	yahoo.net	477	0.63%	3,887
	Unresolved IP Address	4	0.01%	4
■ 21.	Verizon Trademark Services LLC	458	0.61%	1,415
	verizon.net	414	0.55%	1,307

	Organization Domain Name	Visits	% Visits	Hits
	myfairpoint.net	19	0.03%	54
	rr.com	8	0.01%	11
	Unresolved IP Address	4	0.01%	20
	estuaries.org	2	0.00%	4
	telepacific.net	2	0.00%	2
	dst.ca.us	2	0.00%	2
	wildlifehc.org	2	0.00%	4
	silentspring.org	2	0.00%	5
	eastlink.ca	1	0.00%	4
	schiffhardin.com	1	0.00%	1
	k12.nj.us	1	0.00%	1
■ 22.	CHARTER COMMUNICATIONS	449	0.60%	1,471
	charter.com	429	0.57%	1,434
	cbho.org	7	0.01%	9
	k12.wi.us	4	0.01%	5
	wrres.com	2	0.00%	8
	thermoanalytics.com	1	0.00%	2
	memorialcare.org	1	0.00%	1
	crystalfinishing.com	1	0.00%	1
	llojibwe.com	1	0.00%	1
	strackcompanies.com	1	0.00%	1
	independentmail.com	1	0.00%	1
	ppcws.net	1	0.00%	8
■ 23.	COX COMMUNICATIONS	422	0.56%	1,352
	cox.net	411	0.55%	1,330
	Unresolved IP Address	9	0.01%	19
	bwdh2o.org	1	0.00%	1
	alicatscientific.com	1	0.00%	2
■ 24.	Wanadoo Portails	377	0.50%	813
	fti.net	377	0.50%	813
■ 25.	CHINANET beijing province network	367	0.49%	510
	Unresolved IP Address	364	0.48%	436
	163data.com.cn	2	0.00%	73
	bjtelecom.net	1	0.00%	1
■ 26.	Comcast Cable Communications Holdings, Inc	340	0.45%	1,123
	comcast.net	333	0.44%	1,113
	Unresolved IP Address	6	0.01%	9
	rhythm.com	1	0.00%	1
■ 27.	Qwest Communications International Inc.	333	0.44%	1,047

	Organization Domain Name	Visits	% Visits	Hits
	qwest.net	219	0.29%	691
	Unresolved IP Address	94	0.12%	303
	lightpath.net	3	0.00%	14
	amengtest.com	2	0.00%	9
	irsims.com	1	0.00%	8
	nrginc.com	1	0.00%	1
	sfps.info	1	0.00%	1
	ergotech-usa.com	1	0.00%	1
	grandcanyontrust.org	1	0.00%	2
	hennepin.mn.us	1	0.00%	1
	elloraenergy.com	1	0.00%	1
	kelmoredevelopment.com	1	0.00%	5
	r-aengineering.com	1	0.00%	1
	ergoffice.com	1	0.00%	1
	mitm.com	1	0.00%	2
	ephilosophy.com	1	0.00%	1
	wmiscable.net	1	0.00%	2
	christhospital.org	1	0.00%	2
	rainier-research.com	1	0.00%	1
■ 28.	CSC Holdings, Inc.	333	0.44%	1,804
	optonline.net	327	0.43%	1,753
	ducon.com	2	0.00%	17
	tdshomeline.com	1	0.00%	6
	Unresolved IP Address	1	0.00%	1
	inspecinc.com	1	0.00%	2
	amco.ws	1	0.00%	25
■ 29.	AfriNIC - www.afrinic.net	328	0.44%	1,910
	Unresolved IP Address	134	0.18%	501
	tedata.net	115	0.15%	1,097
	starcomms.net	22	0.03%	42
	link.com.eg	20	0.03%	184
	4u.com.gh	13	0.02%	22
	accesskenya.com	7	0.01%	8
	afnet.net	5	0.01%	7
	uwc.ac.za	2	0.00%	22
	catie.ac.cr	2	0.00%	14
	myzipnet.com	2	0.00%	3
	iwayafrica.com	1	0.00%	1
	skyband.mw	1	0.00%	1
	tdm.co.mz	1	0.00%	1

	Organization Domain Name	Visits	% Visits	Hits
	infocom.co.ug	1	0.00%	1
	instaconnect.co.ke	1	0.00%	1
	ct.co.cr	1	0.00%	5
■ 30.	ioNET, Inc.	306	0.41%	11,851
	Unresolved IP Address	118	0.16%	492
	cuill.com	108	0.14%	6,486
	scoutjet.com	33	0.04%	4,667
	ttemi.com	23	0.03%	127
	cogentco.com	5	0.01%	23
	wwfus.org	2	0.00%	2
	baybroadband.net	2	0.00%	8
	winterthur.org	1	0.00%	1
	continentalpackagingsolutions.com	1	0.00%	2
	udc.edu	1	0.00%	1
	wisperisp.com	1	0.00%	1
	veroxity.net	1	0.00%	8
	mc3.edu	1	0.00%	1
	hollycorp.com	1	0.00%	1
	mintz.com	1	0.00%	1
	jibeconsulting.com	1	0.00%	3
	dmms.com	1	0.00%	1
	RTKL.COM	1	0.00%	4
	esi-intl.net	1	0.00%	16
	wineinstitute.org	1	0.00%	1
■ 31.	Videsh Sanchar Nigam Ltd - India.	287	0.38%	1,703
	vsnl.net.in	223	0.30%	1,418
	Unresolved IP Address	37	0.05%	138
	iitm.ac.in	12	0.02%	119
	ccmb.res.in	3	0.00%	3
	barc.gov.in	3	0.00%	5
	ac.in	2	0.00%	7
	amrita.ac.in	2	0.00%	8
	bostonanalytics.com	1	0.00%	1
	res.in	1	0.00%	1
	hpcl.co.in	1	0.00%	1
	who.int	1	0.00%	1
	mdi.ac.in	1	0.00%	1
■ 32.	Comcast Cable Communications Holdings, Inc.	286	0.38%	741
	comcast.net	283	0.38%	737

	Organization Domain Name	Visits	% Visits	Hits
	Unresolved IP Address	3	0.00%	4
■ 33.	Comcast Cable Communications	272	0.36%	1,046
	comcast.net	271	0.36%	1,045
	Unresolved IP Address	1	0.00%	1
■ 34.	SBC Internet Services	270	0.36%	872
	sbcglobal.net	234	0.31%	762
	Unresolved IP Address	25	0.03%	56
	pacbell.net	3	0.00%	31
	allisonpr.com	2	0.00%	3
	contra-costa.ca.us	2	0.00%	12
	swbell.net	2	0.00%	2
	cityofnapa.org	1	0.00%	1
	jasperisd.net	1	0.00%	5
■ 35.	University of Illinois at Urbana Champaign	268	0.36%	577
	cazoodle.com	122	0.16%	197
	uiuc.edu	81	0.11%	259
	riverglassinc.com	61	0.08%	116
	Unresolved IP Address	4	0.01%	5
■ 36.	Provider Local Registry	243	0.32%	438
	Unresolved IP Address	186	0.25%	302
	wlms-broadband.com	5	0.01%	14
	pol.co.uk	5	0.01%	8
	arcus-hh.de	4	0.01%	6
	cable.casema.nl	4	0.01%	4
	business.telecomitalia.it	3	0.00%	7
	ip.fastwebnet.it	3	0.00%	7
	ttnet.net.tr	3	0.00%	8
	access.telenet.be	3	0.00%	3
	wildpark.net	3	0.00%	10
	31ec54.tvnetwork.hu	3	0.00%	8
	servainet.com	2	0.00%	30
	hnet.ru	2	0.00%	3
	orange.co.ke	2	0.00%	2
	customer.teleport-iabg.de	2	0.00%	2
	lb.home.nl	1	0.00%	2
	tenet.odessa.ua	1	0.00%	1
	ono.com	1	0.00%	3
	wananchi.com	1	0.00%	6
	adsl.cybercity.dk	1	0.00%	1
■ 37.	Comcast Cable Communications, IP Services	241	0.32%	654

	Organization Domain Name	Visits	% Visits	Hits
	comcast.net	241	0.32%	654
■ 38.	Cox Communications Inc.	238	0.32%	655
	cox.net	237	0.31%	654
	dcse.com	1	0.00%	1
■ 39.	Exalead	209	0.28%	355
	exabot.com	209	0.28%	355
■ 40.	NHN	199	0.26%	359
	Unresolved IP Address	199	0.26%	359
■ 41.	TIDC	198	0.26%	573
	bio2006.gc.ca	198	0.26%	573
■ 42.	Latin American and Caribbean IP address Regional Registry	187	0.25%	962
	Unresolved IP Address	56	0.07%	122
	virtua.com.br	31	0.04%	479
	veloxzone.com.br	18	0.02%	57
	telesp.net.br	10	0.01%	23
	prod-infinitum.com.mx	10	0.01%	47
	brasiltelecom.net.br	9	0.01%	25
	speedy.net.pe	5	0.01%	6
	epm.net.co	2	0.00%	15
	cable.net.co	2	0.00%	2
	tdatabrasil.net.br	2	0.00%	11
	etb.net.co	2	0.00%	2
	prima.net.ar	2	0.00%	5
	fopeca.com	2	0.00%	2
	ufsm.br	1	0.00%	2
	utfpr.edu.br	1	0.00%	2
	unesp.br	1	0.00%	1
	ifx.net.br	1	0.00%	2
	cqa.com.br	1	0.00%	1
	srpdesign.com	1	0.00%	1
	polakgrupo.com	1	0.00%	29
■ 43.	Covad Communications Company	186	0.25%	564
	covad.net	173	0.23%	515
	gordley.com	2	0.00%	2
	sylvansource.com	2	0.00%	12
	sunnyhillsservices.org	1	0.00%	15
	cbtrust.org	1	0.00%	1
	sea2.org	1	0.00%	1
	alarmsaf.com	1	0.00%	3

	Organization Domain Name	Visits	% Visits	Hits
	nocarrier.com	1	0.00%	5
	ucwh.net	1	0.00%	2
	Unresolved IP Address	1	0.00%	3
	wickcompanies.com	1	0.00%	4
	wolverinepacking.com	1	0.00%	1
■ 44.	CNCGROUP Beijing province network	185	0.25%	472
	Unresolved IP Address	185	0.25%	472
■ 45.	Bell & Howell Company	182	0.24%	757
	cos.com	105	0.14%	491
	Unresolved IP Address	77	0.10%	266
■ 46.	Comcast Cable Communications, Inc	181	0.24%	605
	comcast.net	179	0.24%	602
	Unresolved IP Address	2	0.00%	3
■ 47.	DoD Network Information Center	180	0.24%	839
	ces.mil	106	0.14%	499
	Unresolved IP Address	57	0.08%	265
	navy.mil	5	0.01%	50
	af.mil	2	0.00%	5
	osd.mil	2	0.00%	7
	army.mil	2	0.00%	4
	dfas.mil	1	0.00%	1
	atac.mil	1	0.00%	3
	mda.mil	1	0.00%	1
	jfcom.mil	1	0.00%	1
	dodsearch.org	1	0.00%	2
	centcom.mil	1	0.00%	1
■ 48.	National Internet Backbone	178	0.24%	956
	Unresolved IP Address	178	0.24%	956
■ 49.	SingNet Pte Ltd	160	0.21%	290
	Unresolved IP Address	160	0.21%	290
■ 50.	Pennsylvania State University	153	0.20%	329
	psu.edu	135	0.18%	238
	Unresolved IP Address	18	0.02%	91
■ 51.	AT&T Corp.	153	0.20%	448
	Unresolved IP Address	104	0.14%	345
	state.in.us	11	0.01%	37
	mchsi.com	6	0.01%	11
	oceantomomail.com	2	0.00%	2
	omega-products.com	2	0.00%	2
	att.net	2	0.00%	4

	Organization Domain Name	Visits	% Visits	Hits
	pirnie.com	2	0.00%	4
	att-inc.com	2	0.00%	2
	vbar.com	1	0.00%	2
	tidewater.net	1	0.00%	2
	benchmark-systems.com	1	0.00%	1
	kochfoods.com	1	0.00%	1
	rectorseal.com	1	0.00%	1
	cuw.edu	1	0.00%	1
	crmanagement.com	1	0.00%	1
	spiritmtn.com	1	0.00%	1
	smurfit.com	1	0.00%	3
	munters.com	1	0.00%	1
	comlinkinc.net	1	0.00%	4
	jcrinc.com	1	0.00%	5
■ 52.	California State University Network	144	0.19%	413
	nps.edu	131	0.17%	381
	Unresolved IP Address	8	0.01%	18
	k12.ca.us	2	0.00%	4
	yccd.edu	1	0.00%	1
	saddleback.edu	1	0.00%	6
	cc.ca.us	1	0.00%	3
■ 53.	Sprint DSL Network	142	0.19%	428
	embarqhsd.net	136	0.18%	419
	embarqservices.net	4	0.01%	5
	colliergov.net	1	0.00%	3
	yogaville.org	1	0.00%	1
■ 54.	BellSouth.net Inc.	142	0.19%	374
	bellsouth.net	116	0.15%	301
	Unresolved IP Address	19	0.03%	40
	hcnetwork.org	2	0.00%	2
	laash.net	1	0.00%	3
	atclawfirm.com	1	0.00%	1
	shorter.edu	1	0.00%	1
	mdrtlaw.com	1	0.00%	21
	fcboe.org	1	0.00%	5
■ 55.	KRNIC	141	0.19%	600
	Unresolved IP Address	105	0.14%	512
	nexg.net	15	0.02%	61
	samsung.co.kr	12	0.02%	13
	icu.ac.kr	7	0.01%	7

	Organization Domain Name	Visits	% Visits	Hits
	kotra.or.kr	1	0.00%	3
	unionad.kr	1	0.00%	4
56.	TDC Song AB	138	0.18%	353
	Unresolved IP Address	138	0.18%	353
57.	CANTV Servicios	137	0.18%	473
	Unresolved IP Address	43	0.06%	196
	cantv.net	18	0.02%	117
	tsst.net.tt	14	0.02%	24
	telecom.net.ar	10	0.01%	20
	cable.net.co	8	0.01%	20
	etb.net.co	5	0.01%	6
	fibertel.com.ar	5	0.01%	20
	cableonda.net	3	0.00%	7
	speedy.com.ar	3	0.00%	6
	codetel.net.do	3	0.00%	23
	satnet.net	3	0.00%	3
	cotas.com.bo	2	0.00%	2
	prima.net.ar	2	0.00%	4
	anteldata.net.uy	2	0.00%	3
	epm.net.co	2	0.00%	2
	adsl.terra.cl	2	0.00%	2
	guyana.net.gy	1	0.00%	1
	midas.org.co	1	0.00%	3
	supernet.com.bo	1	0.00%	1
	gol.net.gy	1	0.00%	1
58.	Cellco Partnership DBA Verizon Wireless	137	0.18%	319
	myvzw.com	137	0.18%	319
59.	Michigan State University	133	0.18%	455
	msu.edu	94	0.12%	359
	Unresolved IP Address	39	0.05%	96
60.	GOALSTON AND STORRS	131	0.17%	136
	Unresolved IP Address	131	0.17%	136
61.	Reliance Infocom Ltd	127	0.17%	628
	Unresolved IP Address	124	0.16%	620
	excelindia.com	1	0.00%	1
	relianceworld.in	1	0.00%	1
	unilever.com	1	0.00%	6
62.	UUNET Technologies, Inc.	126	0.17%	411
	Unresolved IP Address	104	0.14%	369
	environcorp.com	5	0.01%	13

	Organization Domain Name	Visits	% Visits	Hits
	alter.net	3	0.00%	4
	uu.net	3	0.00%	12
	abnamroprime.com	2	0.00%	2
	chesma.com	2	0.00%	2
	rmtinc.com	1	0.00%	1
	clearviewregional.edu	1	0.00%	1
	alonusa.com	1	0.00%	1
	newarkmuseum.org	1	0.00%	1
	buckscountybank.net	1	0.00%	2
	westfieldnj12.org	1	0.00%	1
	greenpeace.org	1	0.00%	2
■ 63.	University of Washington	123	0.16%	345
	washington.edu	114	0.15%	321
	Unresolved IP Address	7	0.01%	20
	uwb.edu	2	0.00%	4
■ 64.	Texas A&M University	122	0.16%	291
	tamu.edu	114	0.15%	276
	Unresolved IP Address	8	0.01%	15
■ 65.	North Carolina State University	120	0.16%	311
	ncsu.edu	116	0.15%	305
	rti.org	3	0.00%	5
	Unresolved IP Address	1	0.00%	1
■ 66.	University of Florida	112	0.15%	1,879
	ufl.edu	94	0.12%	1,816
	Unresolved IP Address	18	0.02%	63
■ 67.	Frontier Information Technologies INC	111	0.15%	337
	frontiernet.net	59	0.08%	219
	Unresolved IP Address	33	0.04%	88
	monmouthcollege.edu	3	0.00%	3
	monm.edu	2	0.00%	4
	otak.com	1	0.00%	1
	msb.priv	1	0.00%	1
	mithun.com	1	0.00%	1
	jstmfg.com	1	0.00%	1
	nwyouthcorps.org	1	0.00%	1
	dwfritz.com	1	0.00%	1
	erepublic.com	1	0.00%	1
	HWA.NET	1	0.00%	1
	air-quality-eng.com	1	0.00%	2
	digis.net	1	0.00%	1

	Organization Domain Name	Visits	% Visits	Hits
	bio-west.com	1	0.00%	1
	hostbaby.com	1	0.00%	2
	mnca.net	1	0.00%	5
	windwardenv.com	1	0.00%	4
68.	USDA Office of Operations	111	0.15%	305
	usda.gov	51	0.07%	185
	Unresolved IP Address	36	0.05%	89
	fs.fed.us	24	0.03%	31
69.	RCN	104	0.14%	316
	rcn.com	97	0.13%	295
	Unresolved IP Address	3	0.00%	17
	vinakom.net	2	0.00%	2
	washpost.com	2	0.00%	2
70.	PT Telekomunikasi Indonesia	104	0.14%	437
	telkom.net.id	98	0.13%	402
	Unresolved IP Address	4	0.01%	33
	usu.ac.id	2	0.00%	2
71.	Rutgers University	103	0.14%	377
	rutgers.edu	98	0.13%	371
	Unresolved IP Address	5	0.01%	6
72.	EarthLink, Inc.	103	0.14%	1,482
	mindspring.com	97	0.13%	1,471
	earthlink.net	4	0.01%	7
	Unresolved IP Address	2	0.00%	4
73.	Ocom B.V.	101	0.13%	606
	under.the-sea.nl	59	0.08%	354
	leaseweb.com	42	0.06%	252
74.	Shaw Cablesystems G.P.	99	0.13%	229
	shawcable.net	87	0.12%	199
	Unresolved IP Address	11	0.01%	29
	hamiltonresourcegroup.com	1	0.00%	1
75.	Japan Network Information Center	98	0.13%	352
	Unresolved IP Address	76	0.10%	295
	dena.ne.jp	3	0.00%	3
	affrc.go.jp	3	0.00%	3
	kyushu-u.ac.jp	2	0.00%	16
	shimane-u.ac.jp	2	0.00%	3
	osaka-u.ac.jp	2	0.00%	3
	client.chiba-u.jp	1	0.00%	1
	hiroshima-u.supercsi.jp	1	0.00%	1

	Organization Domain Name	Visits	% Visits	Hits
	saga-u.ac.jp	1	0.00%	1
	nitech.ac.jp	1	0.00%	1
	sophia.ac.jp	1	0.00%	1
	u-tokyo.ac.jp	1	0.00%	4
	tokushima-u.ac.jp	1	0.00%	10
	okayama-u.ac.jp	1	0.00%	4
	hiroshima-u.ac.jp	1	0.00%	1
	kanazawa-med.ac.jp	1	0.00%	5
76.	University of Minnesota	97	0.13%	283
	umn.edu	95	0.13%	280
	Unresolved IP Address	2	0.00%	3
77.	Harvard University	96	0.13%	288
	harvard.edu	85	0.11%	265
	Unresolved IP Address	11	0.01%	23
78.	Columbia University	96	0.13%	289
	columbia.edu	89	0.12%	258
	Unresolved IP Address	7	0.01%	31
79.	Level 3 Communications, Inc.	96	0.13%	273
	Unresolved IP Address	44	0.06%	101
	Level3.net	27	0.04%	127
	devgateway.org	15	0.02%	29
	yahoo.net	2	0.00%	2
	dsci-net.com	2	0.00%	4
	oracle.com	1	0.00%	1
	startaid-dns.com	1	0.00%	2
	psknet.net	1	0.00%	2
	theplanet.com	1	0.00%	1
	life.edu	1	0.00%	1
	grades-up.com	1	0.00%	3
80.	University of Wisconsin	95	0.13%	199
	wisc.edu	48	0.06%	104
	Unresolved IP Address	42	0.06%	90
	wiscnet.net	3	0.00%	3
	activeandalive.com	1	0.00%	1
	k12.wi.us	1	0.00%	1
81.	block for PI assignments	94	0.12%	301
	Unresolved IP Address	79	0.10%	282
	opera-mini.net	6	0.01%	9
	teen-net.ru	4	0.01%	4
	synergyworks.co.uk	3	0.00%	3

	Organization Domain Name	Visits	% Visits	Hits
	users.dmnet.ru	1	0.00%	1
	pppoe.katrina.ru	1	0.00%	2
82.	InTechnologys Hosting address space.	93	0.12%	201
	Unresolved IP Address	93	0.12%	201
83.	Comcast Business Communications, Inc.	91	0.12%	293
	comcastbusiness.net	60	0.08%	245
	manomet.org	11	0.01%	12
	Unresolved IP Address	3	0.00%	3
	robrertsfiltergroup.com	2	0.00%	6
	xenolith.org	2	0.00%	4
	mansfieldschools.com	2	0.00%	2
	rddynamics.com	1	0.00%	1
	innmgt.com	1	0.00%	2
	marysville.wa.us	1	0.00%	1
	bcpiltd.com	1	0.00%	1
	labelsbypulizzi.com	1	0.00%	1
	mount-dora.fl.us	1	0.00%	6
	sureharvest.com	1	0.00%	1
	billericafire.com	1	0.00%	1
	csdavidson.com	1	0.00%	1
	mgtsciences.com	1	0.00%	5
	k12.ma.us	1	0.00%	1
84.	University of Maryland	89	0.12%	348
	umd.edu	82	0.11%	320
	Unresolved IP Address	6	0.01%	27
	aacc.edu	1	0.00%	1
85.	DUKE UNIVERSITY	88	0.12%	370
	duke.edu	82	0.11%	351
	Unresolved IP Address	6	0.01%	19
86.	Microsoft Corporation	87	0.12%	251
	Unresolved IP Address	57	0.08%	180
	microsoft.com	30	0.04%	71
87.	University of California, Davis	84	0.11%	279
	Unresolved IP Address	56	0.07%	237
	ucdavis.edu	28	0.04%	42
88.	Purdue University	83	0.11%	273
	purdue.edu	81	0.11%	261
	Unresolved IP Address	2	0.00%	12
89.	Colorado State University	83	0.11%	202
	colostate.edu	66	0.09%	157

	Organization Domain Name	Visits	% Visits	Hits
	Unresolved IP Address	11	0.01%	22
	heald-atmos	3	0.00%	20
	eh115-10	1	0.00%	1
	collett400	1	0.00%	1
	jpk5build	1	0.00%	1
■ 90.	Time Warner Telecom	82	0.11%	274
	twtelecom.net	36	0.05%	134
	Unresolved IP Address	22	0.03%	83
	rcc.org	2	0.00%	3
	wziinc.com	2	0.00%	2
	guildassociates.com	2	0.00%	5
	halosource.com	2	0.00%	6
	nustats.com	1	0.00%	3
	express-news.net	1	0.00%	1
	hullinc.com	1	0.00%	11
	greentreegroup.com	1	0.00%	4
	remotecontroltech.com	1	0.00%	3
	k12.tx.us	1	0.00%	1
	celeritynetworks.com	1	0.00%	1
	meridianschools.org	1	0.00%	4
	kamanesq.com	1	0.00%	1
	e3c.com	1	0.00%	1
	beitechnologies.net	1	0.00%	1
	arete.com	1	0.00%	5
	kapl.gov	1	0.00%	1
	intven.com	1	0.00%	1
■ 91.	Battelle Pacific Northwest Laboratory	82	0.11%	108
	pnl.gov	82	0.11%	108
■ 92.	SAVVIS Communications Corporation	79	0.10%	85
	Unresolved IP Address	78	0.10%	84
	rc.com	1	0.00%	1
■ 93.	Verizon Internet Services	78	0.10%	263
	verizon.net	73	0.10%	256
	myfairpoint.net	4	0.01%	6
	utiledesign.com	1	0.00%	1
■ 94.	Oregon State University	78	0.10%	192
	oregonstate.edu	65	0.09%	169
	orst.edu	12	0.02%	20
	Unresolved IP Address	1	0.00%	3
■ 95.	IP pools	77	0.10%	250

	Organization Domain Name	Visits	% Visits	Hits
	btcentralplus.com	72	0.10%	222
	Unresolved IP Address	5	0.01%	28
96.	Cornell University	77	0.10%	211
	cornell.edu	41	0.05%	164
	Unresolved IP Address	33	0.04%	43
	nsdl.org	3	0.00%	4
97.	Ovh Systems	77	0.10%	455
	ovh.net	65	0.09%	443
	Unresolved IP Address	11	0.01%	11
	kimsufi.com	1	0.00%	1
98.	Barak I.T.C	76	0.10%	246
	barak-online.net	64	0.09%	233
	Unresolved IP Address	12	0.02%	13
99.	University of Arizona	76	0.10%	204
	arizona.edu	51	0.07%	138
	Unresolved IP Address	25	0.03%	66
100.	North Carolina Research and Education Network	76	0.10%	240
	unc.edu	47	0.06%	136
	Unresolved IP Address	20	0.03%	53
	iredell.nc.us	4	0.01%	39
	ncren.net	2	0.00%	2
	k12.nc.us	1	0.00%	5
	uncg.edu	1	0.00%	4
	ntc-com.net	1	0.00%	1
101.	XO Communications, Inc	76	0.10%	399
	xo.net	60	0.08%	372
	Unresolved IP Address	3	0.00%	3
	lib.ny.us	2	0.00%	2
	starstream.net	1	0.00%	1
	actionnet.net	1	0.00%	1
	directcom.com	1	0.00%	3
	vtc.net	1	0.00%	1
	directcon.net	1	0.00%	1
	freightdesk.net	1	0.00%	1
	trexel.com	1	0.00%	1
	acciontexas.org	1	0.00%	1
	parkinsonsinstitute.org	1	0.00%	8
	fxfowle.com	1	0.00%	3
	acnenergy.com	1	0.00%	1

	Organization Domain Name	Visits	% Visits	Hits
102.	Texas Parks & Wildlife Department	75	0.10%	79
	state.tx.us	75	0.10%	79
103.	Uninet S.A. de C.V.	75	0.10%	153
	prod-infinitum.com.mx	69	0.09%	147
	prod-empresarial.com.mx	2	0.00%	2
	ecologia.edu.mx	2	0.00%	2
	uninet-ide.com.mx	2	0.00%	2
104.	Ohio State University	74	0.10%	180
	ohio-state.edu	49	0.07%	103
	Unresolved IP Address	18	0.02%	59
	osumc.edu	6	0.01%	11
	themetroschool.com	1	0.00%	7
105.	Telekom Malaysia Berhad	74	0.10%	236
	tm.net.my	53	0.07%	161
	Unresolved IP Address	13	0.02%	57
	in-addr.arpa	8	0.01%	18
106.	CoreExpress	74	0.10%	101
	hyperfast.net	31	0.04%	46
	Unresolved IP Address	27	0.04%	28
	unixbsd.info	16	0.02%	27
107.	Axion Internet Communications	74	0.10%	74
	Unresolved IP Address	74	0.10%	74
108.	Johns Hopkins University	73	0.10%	287
	jhsp.hopkins.edu	39	0.05%	173
	Unresolved IP Address	22	0.03%	66
	johnshopkins.net	6	0.01%	29
	jhu.edu	6	0.01%	19
109.	Ethiopian Telecommunication corporation	72	0.10%	199
	Unresolved IP Address	72	0.10%	199
110.	Korea Internet Data Center Inc.	71	0.09%	1,472
	Unresolved IP Address	71	0.09%	1,472
111.	Virginia Tech CNS	71	0.09%	279
	vt.edu	70	0.09%	278
	Unresolved IP Address	1	0.00%	1
112.	Speakeasy Network DSL	71	0.09%	152
	speakeasy.net	68	0.09%	136
	streamborn.com	2	0.00%	15
	ridolfi.com	1	0.00%	1
113.	University of California at Berkeley	71	0.09%	220
	Berkeley.EDU	60	0.08%	194

	Organization Domain Name	Visits	% Visits	Hits
	cdlib.org	9	0.01%	19
	Unresolved IP Address	2	0.00%	7
■ 114.	Telstra Internet	71	0.09%	147
	bigpond.net.au	46	0.06%	88
	Unresolved IP Address	16	0.02%	35
	telstra.net	7	0.01%	16
	vic.gov.au	1	0.00%	6
	macmahon.com.au	1	0.00%	2
■ 115.	Ministry of Education Computer Center	71	0.09%	298
	Unresolved IP Address	56	0.07%	127
	nuk.edu.tw	4	0.01%	44
	npust.edu.tw	2	0.00%	2
	sinica.edu.tw	2	0.00%	2
	stu.edu.tw	1	0.00%	1
	ncu.edu.tw	1	0.00%	9
	cgu.edu.tw	1	0.00%	63
	nsysu.edu.tw	1	0.00%	36
	ccit.edu.tw	1	0.00%	2
	tp.edu.tw	1	0.00%	11
	kmu.edu.tw	1	0.00%	1
■ 116.	LOGIKA CORPORATION	70	0.09%	72
	logika.net	70	0.09%	72
■ 117.	Iowa State University	69	0.09%	545
	iastate.edu	49	0.07%	116
	gsinetblock.net	14	0.02%	420
	Unresolved IP Address	6	0.01%	9
■ 118.	BSPUT151 Puteaux Bloc 1	69	0.09%	385
	abo.wanadoo.fr	69	0.09%	385
■ 119.	Auburn University	66	0.09%	171
	Unresolved IP Address	43	0.06%	96
	auburn.edu	23	0.03%	75
■ 120.	United States Military Academy	66	0.09%	151
	usma.edu	66	0.09%	151
■ 121.	Picsearch AB	65	0.09%	296
	picsearch.com	65	0.09%	296
■ 122.	BSPUT151 Puteaux Bloc2	65	0.09%	307
	abo.wanadoo.fr	65	0.09%	307
■ 123.	DigiZinc, LLC	65	0.09%	70
	Unresolved IP Address	65	0.09%	70
■ 124.	PROVIDER	65	0.09%	169

	Organization Domain Name	Visits	% Visits	Hits
	Unresolved IP Address	47	0.06%	100
	mgi-radstadt.at	5	0.01%	14
	ono.com	2	0.00%	2
	cafe.tg	1	0.00%	1
	static.zebra.lt	1	0.00%	4
	issp.bas.bg	1	0.00%	22
	mtn.co.ug	1	0.00%	7
	iuf.net	1	0.00%	3
	dsl.scarlet.be	1	0.00%	1
	precheza.cz	1	0.00%	2
	squ.edu.om	1	0.00%	2
	ebs.ee	1	0.00%	8
	telkom.co.ke	1	0.00%	1
	tbwil.ch	1	0.00%	2
■ 125.	National Science Foundation	64	0.09%	92
	nsf.gov	51	0.07%	68
	Unresolved IP Address	13	0.02%	24
■ 126.	Pacific Bell Internet Services	62	0.08%	163
	corenap.com	17	0.02%	25
	pacbell.net	16	0.02%	48
	Unresolved IP Address	7	0.01%	21
	sbcglobal.net	2	0.00%	4
	in-addr.arpa	2	0.00%	6
	mammothnetworks.com	2	0.00%	5
	mcg.net	2	0.00%	3
	inovatechs.com	2	0.00%	11
	wvi.com	1	0.00%	1
	not.configured	1	0.00%	7
	nctv.com	1	0.00%	20
	dtccom.net	1	0.00%	2
	sccoast.net	1	0.00%	2
	noc.com	1	0.00%	1
	consolidated.net	1	0.00%	1
	gahralaw.com	1	0.00%	1
	switchnap.com	1	0.00%	1
	sutherland.com	1	0.00%	2
	telespectra.com	1	0.00%	1
	paxio.net	1	0.00%	1
■ 127.	MTNL CAT B ISP	62	0.08%	210
	mtnl.net.in	44	0.06%	181

	Organization Domain Name	Visits	% Visits	Hits
	bol.net.in	17	0.02%	28
	Unresolved IP Address	1	0.00%	1
128.	KOREA TELECOM	62	0.08%	266
	Unresolved IP Address	62	0.08%	266
129.	IPG	62	0.08%	146
	pldt.net	40	0.05%	99
	Unresolved IP Address	22	0.03%	47
130.	Carnegie-Mellon University	60	0.08%	130
	cmu.edu	58	0.08%	126
	Unresolved IP Address	2	0.00%	4
131.	Internet Allegiance, Inc.	60	0.08%	138
	algx.net	54	0.07%	117
	lewis-burke.com	3	0.00%	15
	platinumsolutions.com	1	0.00%	3
	sturtevantinc.com	1	0.00%	2
	360jmg.com	1	0.00%	1
132.	D. A. Cox Enterprises, Incorporated	60	0.08%	129
	cox.net	50	0.07%	116
	yahoo.com	4	0.01%	4
	Unresolved IP Address	1	0.00%	2
	icpwest.com	1	0.00%	1
	backuslaw.com	1	0.00%	1
	shlaw.com	1	0.00%	1
	mantech.com	1	0.00%	1
	okcu.edu	1	0.00%	3
133.	LSO	60	0.08%	6,125
	cuill.com	60	0.08%	6,125
134.	Data Communication Business Group, Chunghwa Telecom Co., Ltd.	59	0.08%	196
	Unresolved IP Address	29	0.04%	100
	smartbro.net	10	0.01%	13
	hinet.net	9	0.01%	30
	totbb.net	4	0.01%	29
	asianetcom.net	4	0.01%	6
	xtra.co.nz	2	0.00%	17
	global-gateway.net.nz	1	0.00%	1
135.	TELEFONICA DE ESPANA	58	0.08%	246
	rima-tde.net	54	0.07%	235
	Unresolved IP Address	4	0.01%	11
136.	INSIGHT COMMUNICATIONS COMPANY, L.P.	58	0.08%	149

	Organization Domain Name	Visits	% Visits	Hits
	insightbb.com	57	0.08%	146
	Unresolved IP Address	1	0.00%	3
137.	Georgia Institute of Technology	58	0.08%	261
	gatech.edu	52	0.07%	187
	Unresolved IP Address	6	0.01%	74
138.	EXPAN Internet Data Centre	57	0.08%	57
	Unresolved IP Address	57	0.08%	57
139.	University of Tennessee	57	0.08%	293
	utk.edu	32	0.04%	242
	Unresolved IP Address	25	0.03%	51
140.	BT Public Internet Service	57	0.08%	125
	btcentralplus.com	54	0.07%	118
	Unresolved IP Address	3	0.00%	7
141.	NetSonic	56	0.07%	235
	earthmeanders.com	56	0.07%	235
142.	iMorph, Inc	56	0.07%	84
	Unresolved IP Address	56	0.07%	84
143.	Emirates Telecommunications Corporation	56	0.07%	168
	Unresolved IP Address	56	0.07%	168
144.	VERIZON DOMINICANA	56	0.07%	113
	codetel.net.do	55	0.07%	111
	peacecorps.gov	1	0.00%	2
145.	University of Vermont	56	0.07%	108
	Unresolved IP Address	42	0.06%	69
	uvm.edu	14	0.02%	39
146.	Century Telephone Ent., Inc.	56	0.07%	135
	centurytel.net	53	0.07%	130
	Unresolved IP Address	3	0.00%	5
147.	Cincinnati Bell Telephone	55	0.07%	179
	fuse.net	43	0.06%	141
	Unresolved IP Address	10	0.01%	35
	milacron.com	1	0.00%	2
	hamiltoncountyohio.gov	1	0.00%	1
148.	BHARTI INFOTEL LTD.	55	0.07%	226
	Unresolved IP Address	42	0.06%	181
	125.airtelbroadband.in	10	0.01%	25
	125.airtel.in	2	0.00%	19
	59.airtelbroadband.in	1	0.00%	1
149.	National Park Service	55	0.07%	119
	Unresolved IP Address	32	0.04%	58

	Organization Domain Name	Visits	% Visits	Hits
	nps.gov	23	0.03%	61
150.	Adobe Systems Incorporated adobe.com	55	0.07%	123
151.	University of Colorado colorado.edu	55	0.07%	174
152.	Profitability.net planetdiscover.com	54	0.07%	1,568
153.	DENR Parker Lincoln Unresolved IP Address	54	0.07%	90
154.	Hughes Network Systems direcpc.com direcway.com	54	0.07%	147
155.	FDC Servers.net, LLC Unresolved IP Address bachansoft.COM	53	0.07%	62
156.	AT&T Global Network Services mycingular.net Unresolved IP Address prserv.net 163data.com.cn	53	0.07%	68
157.	Research Triangle Institute rti.org Unresolved IP Address	53	0.07%	192
158.	Oklahoma State University okstate.edu Unresolved IP Address osuokc.edu	52	0.07%	173
159.	National Aeronautics and Space Administration nasa.gov Unresolved IP Address	52	0.07%	290
160.	National Library of Medicine Unresolved IP Address nih.gov	52	0.07%	55
161.	Deutsche Telekom Online Service GmbH t-dialin.net Unresolved IP Address dip0.t-ipconnect.de	51	0.07%	216
162.	University of North Carolina unc.edu	51	0.07%	135

	Organization Domain Name	Visits	% Visits	Hits
163.	University of Michigan -- ITD	51	0.07%	116
	umich.edu	39	0.05%	92
	Unresolved IP Address	12	0.02%	24
164.	University of Texas at Austin	50	0.07%	137
	utexas.edu	40	0.05%	105
	Unresolved IP Address	10	0.01%	32
165.	Arizona State University	50	0.07%	158
	asu.edu	44	0.06%	151
	Unresolved IP Address	6	0.01%	7
166.	MIMOS BHD	50	0.07%	77
	Unresolved IP Address	46	0.06%	73
	uthm.edu.my	3	0.00%	3
	fwa2.jaring.my	1	0.00%	1
167.	State of South Carolina - OIR	50	0.07%	70
	noaa.gov	50	0.07%	70
168.	Yale University	49	0.07%	142
	yale.edu	45	0.06%	132
	Unresolved IP Address	4	0.01%	10
169.	West Virginia University	49	0.07%	193
	Unresolved IP Address	33	0.04%	153
	wvu.edu	16	0.02%	40
170.	CNC Group Jiangxi province network	48	0.06%	209
	Unresolved IP Address	48	0.06%	209
171.	GCI	47	0.06%	142
	gci.net	45	0.06%	136
	IN_ADDR.arpa	1	0.00%	5
	rogershsa.com	1	0.00%	1
172.	University of Georgia	46	0.06%	151
	uga.edu	33	0.04%	121
	Unresolved IP Address	13	0.02%	30
173.	Stanford University Network	46	0.06%	8,615
	Stanford.EDU	46	0.06%	8,615
174.	Savvis	46	0.06%	120
	Unresolved IP Address	46	0.06%	120
175.	TriVergent	45	0.06%	104
	nuvox.net	33	0.04%	81
	ftn-assoc.com	2	0.00%	5
	Unresolved IP Address	2	0.00%	4
	metaphase.com	1	0.00%	1
	newsouth.net	1	0.00%	1

	Organization Domain Name	Visits	% Visits	Hits
	clccorp.com	1	0.00%	1
	seatownhomes.com	1	0.00%	1
	crosslinkresearch.com	1	0.00%	4
	palmettoretina.com	1	0.00%	3
	r-evolutionpartners.com	1	0.00%	1
	gabrielgr.com	1	0.00%	2
176.	Dishnet Wireless Ltd, India	45	0.06%	192
	aircel.co.in	40	0.05%	176
	Unresolved IP Address	5	0.01%	16
177.	National Wetlands Research Center,	45	0.06%	124
	usgs.gov	45	0.06%	124
178.	University of California, Los Angeles	44	0.06%	171
	ucla.edu	30	0.04%	127
	Unresolved IP Address	14	0.02%	44
179.	Kansas State University	44	0.06%	133
	Unresolved IP Address	21	0.03%	66
	ksu.edu	16	0.02%	43
	k-state.edu	6	0.01%	21
	k-state.net	1	0.00%	3
180.	SUN MICROSYSTEMS	44	0.06%	54
	infonet.com	44	0.06%	54
181.	Sprint PCS	43	0.06%	178
	spscdns.net	41	0.05%	174
	Unresolved IP Address	2	0.00%	4
182.	Service Provider Corporation	43	0.06%	110
	Unresolved IP Address	34	0.05%	91
	mycingular.net	6	0.01%	14
	in-addr.arpa	2	0.00%	4
	jamamobile.co.nz	1	0.00%	1
183.	The United States Centers For Disease Control	43	0.06%	222
	cdc.gov	43	0.06%	222
184.	Indiana University	43	0.06%	111
	indiana.edu	43	0.06%	111
185.	University of Hawaii	43	0.06%	106
	hawaii.edu	31	0.04%	72
	Unresolved IP Address	12	0.02%	34
186.	University of Wyoming	43	0.06%	58
	uwyo.edu	43	0.06%	58
187.	Jaguar Network	43	0.06%	43
	Unresolved IP Address	43	0.06%	43

	Organization Domain Name	Visits	% Visits	Hits
■ 188.	Mississippi State University	43	0.06%	127
	msstate.edu	33	0.04%	79
	Unresolved IP Address	10	0.01%	48
■ 189.	Wildblue Communications, Inc.	42	0.06%	143
	wildblue.net	42	0.06%	143
■ 190.	Drexel University	42	0.06%	171
	drexel.edu	39	0.05%	167
	Unresolved IP Address	3	0.00%	4
■ 191.	Battelle Memorial Institute	42	0.06%	197
	Unresolved IP Address	24	0.03%	106
	battelle.com	18	0.02%	91
■ 192.	Telewest HSD Platform	42	0.06%	230
	blueyonder.co.uk	37	0.05%	217
	Unresolved IP Address	5	0.01%	13
■ 193.	ARtelecom	42	0.06%	65
	Unresolved IP Address	42	0.06%	65
■ 194.	NCTC	42	0.06%	138
	navy.mil	40	0.05%	136
	usmc.mil	2	0.00%	2
■ 195.	TDS Telecom, TDSNET	42	0.06%	223
	tds.net	37	0.05%	201
	advancedphotonix.com	2	0.00%	19
	Unresolved IP Address	1	0.00%	1
	eastcentralrpc.org	1	0.00%	1
	cyddesign.com	1	0.00%	1
■ 196.	Illinois Century Network	41	0.05%	240
	Unresolved IP Address	11	0.01%	23
	k12.il.us	8	0.01%	19
	illinois.net	6	0.01%	12
	iecouncil.org	3	0.00%	4
	lc.edu	2	0.00%	9
	adler.edu	1	0.00%	157
	swic.edu	1	0.00%	1
	oswego308.org	1	0.00%	4
	ipsd.org	1	0.00%	1
	district128.org	1	0.00%	1
	whd147.org	1	0.00%	3
	olchs.org	1	0.00%	1
	champaign.il.us	1	0.00%	1
	newmanhall.org	1	0.00%	1

	Organization Domain Name	Visits	% Visits	Hits
	d214.org	1	0.00%	1
	lib.il.us	1	0.00%	2
■ 197.	University of Nebraska - Lincoln	41	0.05%	271
	unl.edu	40	0.05%	270
	Unresolved IP Address	1	0.00%	1
■ 198.	Massachusetts Institute of Technology	41	0.05%	248
	MIT.EDU	35	0.05%	225
	Unresolved IP Address	6	0.01%	23
■ 199.	University of New Hampshire	41	0.05%	143
	unh.edu	39	0.05%	132
	cmf.org	1	0.00%	9
	Unresolved IP Address	1	0.00%	2
■ 200.	University of California, Irvine	40	0.05%	133
	uci.edu	36	0.05%	121
	Unresolved IP Address	4	0.01%	12
	Other	23,955	31.84%	92,134
	Total	75,243	100.00%	424,374

items 1-200 of 200

Organizations - Help Card



Column Definitions

Organization

The name of the organization, which could be a company, a government agency, a school, or any other type of organization. This name was determined by either of the following methods:

- The visitor's IP address matched an Intranet Domain configuration within the Admin Console.
- Looking up the visitor's IP address in the WebTrends GeoTrends Database.

Unknown

The organization could not be determined.

Domain Name

The text name (for example, netiq.com) corresponding to the visitor's IP address. The domain name can be determined from any of the following methods:

- The domain was logged by the web server.
- The IP address matched an Intranet Domain configuration within the Admin Console.
- DNS resolution.

IP addresses that do not resolve to a domain by these methods are categorized as follows:

- Reserved IP Address - The IP address falls within a block of reserved addresses. For example, 192.168.x.x and 10.x.x.x addresses are reserved for private networks.
- Unresolved IP Address - Category for IP addresses that did not resolve to a domain (perhaps because DNS resolution was disabled).

The domain name shown is the second-level domain name, such as netiq.com. For example, all visitors from sales.netiq.com, us.sales.netiq.com, and service.netiq.com are combined in the statistics for netiq.com. If the top-level domain name is a country code, then the third-level domain name is shown also (for example, anycompany.com.au).

Visits

Number of visits to your site from this organization. A visit is a series of actions that begins when a visitor views their first page from the server, and ends when the visitor leaves the site or remains idle beyond the idle-time limit. The default idle-time limit is thirty minutes. This time limit can be changed by the system administrator.

Hits

Number of hits to your site from this organization. Each file requested by a visitor registers as a hit. There can be several hits on each page. While the volume of hits reflects the amount of server traffic, it is not an accurate reflection of the number of pages viewed.



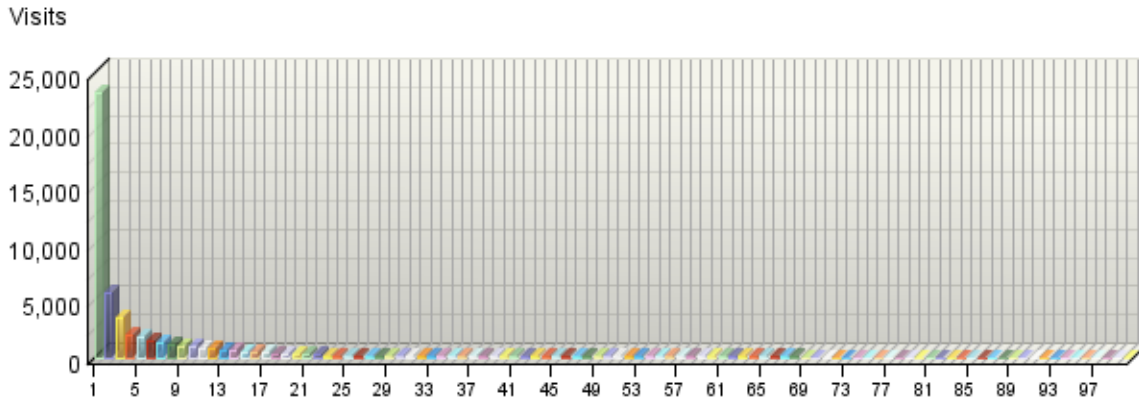
Report Descriptions

Use this information when you are interested in an organization as a whole, such as NetIQ Corporation. You can identify the major domain names from each company, such as netiq.com and webtrends.com from NetIQ.

Domain Names

This report lists the domain name that generates the most activity to your web site.

Domain Names by Visits



Domain Names

	Domain Name	Visits	% Visits	Hits
1.	Unresolved IP Address	23,236	30.88%	134,109
2.	msn.com	5,807	7.72%	15,920
3.	comcast.net	3,464	4.60%	12,008
4.	rr.com	1,951	2.59%	5,553
5.	yahoo.net	1,882	2.50%	57,107
6.	verizon.net	1,585	2.11%	5,580
7.	ask.com	1,405	1.87%	5,915
8.	googlebot.com	1,113	1.48%	32,031
9.	sbcglobal.net	963	1.28%	3,077
10.	fti.net	949	1.26%	1,980
11.	searchme.com	924	1.23%	7,718
12.	cox.net	837	1.11%	2,523
13.	aol.com	688	0.91%	883
14.	charter.com	598	0.79%	1,985
15.	bellsouth.net	567	0.75%	1,742
16.	qwest.net	513	0.68%	1,619
17.	amazonaws.com	448	0.60%	951
18.	dedi.digiweb.ie	369	0.49%	721
19.	optonline.net	364	0.48%	1,891

	Domain Name	Visits	% Visits	Hits
20.	as13448.com	313	0.42%	313
21.	122.airtelbroadband.in	295	0.39%	2,201
22.	pacbell.net	262	0.35%	918
23.	vsnl.net.in	233	0.31%	1,466
24.	comcastbusiness.net	231	0.31%	839
25.	swbell.net	221	0.29%	665
26.	exabot.com	209	0.28%	355
27.	bio2006.gc.ca	198	0.26%	573
28.	embarqhsd.net	187	0.25%	577
29.	abo.wanadoo.fr	184	0.24%	964
30.	mindspring.com	182	0.24%	1,716
31.	covad.net	177	0.24%	520
32.	cuill.com	168	0.22%	12,611
33.	myvzw.com	164	0.22%	406
34.	ameritech.net	163	0.22%	1,209
35.	usgs.gov	140	0.19%	378
36.	psu.edu	135	0.18%	238
37.	nps.edu	131	0.17%	381
38.	btcentralplus.com	126	0.17%	340
39.	rogers.com	126	0.17%	420
40.	cos.com	123	0.16%	581
41.	cazoodle.com	122	0.16%	197
42.	tedata.net	121	0.16%	1,107
43.	pldt.net	119	0.16%	375
44.	ncsu.edu	116	0.15%	305
45.	telkom.net.id	115	0.15%	437
46.	tamu.edu	114	0.15%	276
47.	rcn.com	114	0.15%	332
48.	speakeasy.net	114	0.15%	253
49.	washington.edu	114	0.15%	321
50.	suddenlink.net	107	0.14%	291
51.	mchsi.com	107	0.14%	325
52.	unc.edu	106	0.14%	287
53.	ces.mil	106	0.14%	499
54.	windstream.net	105	0.14%	223
55.	rutgers.edu	98	0.13%	371
56.	shawcable.net	97	0.13%	220
57.	spscdns.net	95	0.13%	362
58.	umn.edu	95	0.13%	280
59.	ufl.edu	94	0.12%	1,816
60.	msu.edu	94	0.12%	359

	Domain Name	Visits	% Visits	Hits
61.	columbia.edu	91	0.12%	266
62.	dsl.bell.ca	90	0.12%	219
63.	state.tx.us	87	0.12%	99
64.	army.mil	87	0.12%	223
65.	duke.edu	87	0.12%	363
66.	hinet.net	86	0.11%	759
67.	dotnetdotcom.org	86	0.11%	823
68.	harvard.edu	85	0.11%	265
69.	noaa.gov	84	0.11%	167
70.	prod-infinitem.com.mx	83	0.11%	198
71.	umd.edu	82	0.11%	320
72.	pnl.gov	82	0.11%	108
73.	purdue.edu	81	0.11%	261
74.	in-addr.arpa	81	0.11%	411
75.	uiuc.edu	81	0.11%	259
76.	rima-tde.net	81	0.11%	289
77.	epa.gov	80	0.11%	328
78.	ntl.com	79	0.10%	236
79.	frontiernet.net	78	0.10%	253
80.	centurytel.net	76	0.10%	180
81.	ovh.net	74	0.10%	464
82.	leaseweb.com	73	0.10%	438
83.	xo.net	73	0.10%	404
84.	twtelecom.net	72	0.10%	1,302
85.	vt.edu	70	0.09%	278
86.	logika.net	70	0.09%	72
87.	blueyonder.co.uk	69	0.09%	321
88.	tm.net.my	68	0.09%	199
89.	oregonstate.edu	67	0.09%	171
90.	t-dialin.net	66	0.09%	296
91.	colostate.edu	66	0.09%	157
92.	usma.edu	66	0.09%	151
93.	picsearch.com	65	0.09%	296
94.	insightbb.com	65	0.09%	164
95.	barak-online.net	64	0.09%	233
96.	clearwire-dns.net	64	0.09%	270
97.	Stanford.EDU	63	0.08%	8,648
98.	nih.gov	63	0.08%	95
99.	fuse.net	62	0.08%	207
100.	riverglassinc.com	61	0.08%	116
101.	Berkeley.EDU	60	0.08%	194

	Domain Name	Visits	% Visits	Hits
102.	navy.mil	60	0.08%	233
103.	af.mil	60	0.08%	151
104.	under.the-sea.nl	59	0.08%	354
105.	codetel.net.do	58	0.08%	134
106.	cmu.edu	58	0.08%	126
107.	usda.gov	58	0.08%	202
108.	infonet.com	56	0.07%	88
109.	earthmeanders.com	56	0.07%	235
110.	colorado.edu	55	0.07%	174
111.	163data.com.cn	55	0.07%	212
112.	bresnan.net	55	0.07%	150
113.	bigpond.net.au	55	0.07%	113
114.	wildblue.net	55	0.07%	184
115.	umich.edu	55	0.07%	158
116.	adobe.com	55	0.07%	123
117.	algx.net	54	0.07%	117
118.	planetdiscover.com	54	0.07%	1,568
119.	myfairpoint.net	53	0.07%	164
120.	gatech.edu	52	0.07%	187
121.	arizona.edu	51	0.07%	138
122.	cableone.net	51	0.07%	191
123.	nsf.gov	51	0.07%	68
124.	yahoo.com	51	0.07%	127
125.	sky.com	51	0.07%	176
126.	mycingular.net	50	0.07%	69
127.	iastate.edu	49	0.07%	116
128.	ucdavis.edu	49	0.07%	96
129.	ohio-state.edu	49	0.07%	103
130.	wisc.edu	48	0.06%	104
131.	tds.net	48	0.06%	229
132.	fs.fed.us	47	0.06%	121
133.	netvision.net.il	47	0.06%	114
134.	telus.net	47	0.06%	113
135.	ttnet.net.tr	47	0.06%	92
136.	mtnl.net.in	47	0.06%	186
137.	gci.net	45	0.06%	136
138.	asu.edu	45	0.06%	152
139.	cornell.edu	45	0.06%	169
140.	smartbro.net	45	0.06%	184
141.	yale.edu	45	0.06%	132
142.	nasa.gov	43	0.06%	129

	Domain Name	Visits	% Visits	Hits
143.	cdc.gov	43	0.06%	222
144.	indiana.edu	43	0.06%	111
145.	uwyo.edu	43	0.06%	58
146.	link.com.eg	42	0.06%	403
147.	rti.org	41	0.05%	146
148.	okstate.edu	41	0.05%	98
149.	aircel.co.in	40	0.05%	176
150.	unl.edu	40	0.05%	270
151.	wsu.edu	40	0.05%	85
152.	retail.telecomitalia.it	40	0.05%	154
153.	wideopenwest.com	40	0.05%	210
154.	utexas.edu	40	0.05%	105
155.	asianet.co.th	40	0.05%	85
156.	NoDak.edu	40	0.05%	73
157.	jhspk.edu	39	0.05%	173
158.	telkom-ipnet.co.za	39	0.05%	62
159.	about.com	39	0.05%	67
160.	cgocable.net	39	0.05%	134
161.	ucr.edu	39	0.05%	115
162.	unh.edu	39	0.05%	132
163.	drexel.edu	39	0.05%	167
164.	as9105.com	39	0.05%	117
165.	ttu.edu	38	0.05%	116
166.	he.net	38	0.05%	83
167.	sify.net	38	0.05%	136
168.	home.otenet.gr	37	0.05%	69
169.	mc.videotron.ca	37	0.05%	226
170.	umontana.edu	37	0.05%	124
171.	uga.edu	37	0.05%	146
172.	uci.edu	36	0.05%	121
173.	proxad.net	36	0.05%	73
174.	bsu.edu	36	0.05%	74
175.	MIT.EDU	36	0.05%	226
176.	sparqnet.net	36	0.05%	66
177.	bethere.co.uk	36	0.05%	126
178.	nuvox.net	35	0.05%	87
179.	theplanet.co.uk	35	0.05%	70
180.	uc.edu	35	0.05%	70
181.	totbb.net	35	0.05%	87
182.	rdsnet.ro	34	0.05%	103
183.	utk.edu	33	0.04%	243

	Domain Name	Visits	% Visits	Hits
184.	scoutjet.com	33	0.04%	4,667
185.	raytheon.com	33	0.04%	62
186.	msstate.edu	33	0.04%	79
187.	ucar.edu	33	0.04%	63
188.	virtua.com.br	33	0.04%	481
189.	cavtel.net	33	0.04%	65
190.	docstoc.com	32	0.04%	45
191.	bu.edu	31	0.04%	75
192.	uic.edu	31	0.04%	114
193.	atlantech.net	31	0.04%	55
194.	pitt.edu	31	0.04%	130
195.	dri.edu	31	0.04%	94
196.	hawaii.edu	31	0.04%	72
197.	ca.gov	31	0.04%	57
198.	udel.edu	31	0.04%	161
199.	hyperfast.net	31	0.04%	46
200.	ptd.net	31	0.04%	94
201.	maxonline.com.sg	31	0.04%	87
202.	missouri.edu	30	0.04%	72
203.	mtu.edu	30	0.04%	64
204.	uwm.edu	30	0.04%	112
205.	microsoft.com	30	0.04%	71
206.	midco.net	30	0.04%	104
207.	ucla.edu	30	0.04%	127
208.	uiowa.edu	30	0.04%	99
209.	ed.gov	30	0.04%	36
210.	direcpc.com	30	0.04%	96
211.	dhs.gov	29	0.04%	108
212.	jouy.inra.fr	29	0.04%	119
213.	pair.com	29	0.04%	31
214.	doe.gov	29	0.04%	60
215.	umass.edu	29	0.04%	75
216.	swlabs.org	29	0.04%	32
217.	internetserviceteam.com	29	0.04%	85
218.	direcway.com	29	0.04%	60
219.	fsu.edu	29	0.04%	113
220.	o1.com	29	0.04%	1,151
221.	NYU.EDU	29	0.04%	104
222.	osti.gov	29	0.04%	121
223.	google.com	28	0.04%	43
224.	lyse.net	28	0.04%	28

	Domain Name	Visits	% Visits	Hits
225.	lsu.edu	28	0.04%	126
226.	maine.edu	28	0.04%	88
227.	netvigator.com	28	0.04%	67
228.	secureserver.net	27	0.04%	32
229.	uconn.edu	27	0.04%	82
230.	syr.edu	27	0.04%	80
231.	optusnet.com.au	27	0.04%	57
232.	business.telecomitalia.it	27	0.04%	100
233.	emory.edu	27	0.04%	422
234.	pdx.edu	27	0.04%	110
235.	Level3.net	27	0.04%	127
236.	isinet.com	27	0.04%	27
237.	adsl.tpnet.pl	26	0.03%	61
238.	wustl.edu	26	0.03%	82
239.	si.edu	26	0.03%	43
240.	prtc.net	26	0.03%	69
241.	youtele.com	26	0.03%	145
242.	metrocast.net	26	0.03%	51
243.	bezeqint.net	26	0.03%	41
244.	tufts.edu	25	0.03%	79
245.	academicanswers.co.uk	25	0.03%	30
246.	unt.edu	25	0.03%	114
247.	knology.net	25	0.03%	498
248.	northwestern.edu	25	0.03%	150
249.	arcor-ip.net	25	0.03%	80
250.	uark.edu	25	0.03%	98
251.	ucsd.edu	24	0.03%	126
252.	snet.net	24	0.03%	91
253.	cwjamaica.com	24	0.03%	87
254.	access.telenet.be	24	0.03%	56
255.	softlayer.com	24	0.03%	63
256.	ip.fastwebnet.it	23	0.03%	59
257.	auburn.edu	23	0.03%	75
258.	dslextreme.com	23	0.03%	48
259.	starcomms.net	23	0.03%	43
260.	as43234.net	23	0.03%	134
261.	btopenworld.com	23	0.03%	56
262.	mcleodusa.net	23	0.03%	54
263.	zoominternet.net	23	0.03%	84
264.	nps.gov	23	0.03%	61
265.	uncc.edu	23	0.03%	58

	Domain Name	Visits	% Visits	Hits
266.	montana.edu	23	0.03%	35
267.	ttemi.com	23	0.03%	127
268.	satcom-systems.net	23	0.03%	41
269.	airband.net	22	0.03%	189
270.	state.fl.us	22	0.03%	46
271.	lehigh.EDU	22	0.03%	53
272.	utel.net.ua	22	0.03%	53
273.	yandex.ru	22	0.03%	3,728
274.	swri.edu	22	0.03%	36
275.	vims.edu	22	0.03%	57
276.	louisville.edu	22	0.03%	54
277.	cebridge.net	22	0.03%	51
278.	usc.edu	22	0.03%	57
279.	utah.edu	22	0.03%	69
280.	opera-mini.net	22	0.03%	28
281.	rice.edu	21	0.03%	27
282.	ucsc.edu	21	0.03%	74
283.	on.net	21	0.03%	158
284.	rcil.gov.in	21	0.03%	232
285.	cantv.net	21	0.03%	125
286.	state.ma.us	21	0.03%	72
287.	isnet.net	21	0.03%	24
288.	dcn.ro	21	0.03%	56
289.	clemson.edu	21	0.03%	53
290.	saudi.net.sa	21	0.03%	43
291.	dtic.mil	21	0.03%	22
292.	veloxzone.com.br	21	0.03%	61
293.	scansafe.net	20	0.03%	27
294.	homegauge.com	20	0.03%	26
295.	telepacific.net	20	0.03%	68
296.	parsonline.net	20	0.03%	34
297.	isp.belgacom.be	20	0.03%	130
298.	4u.com.gh	20	0.03%	68
299.	ocn.ne.jp	20	0.03%	77
300.	choiceone.net	20	0.03%	46
301.	ed.ac.uk	20	0.03%	58
302.	ou.edu	20	0.03%	47
303.	fiu.edu	20	0.03%	54
304.	hc-sc.gc.ca	19	0.03%	77
305.	uidaho.edu	19	0.03%	87
306.	k12.fl.us	19	0.03%	37

	Domain Name	Visits	% Visits	Hits
307.	lmco.com	19	0.03%	67
308.	tpgi.com.au	19	0.03%	31
309.	dsl.telepac.pt	19	0.03%	83
310.	telia.com	19	0.03%	71
311.	uoregon.edu	19	0.03%	58
312.	utep.edu	19	0.03%	54
313.	skybeam.com	19	0.03%	21
314.	house.gov	18	0.02%	24
315.	ec.gc.ca	18	0.02%	29
316.	anl.gov	18	0.02%	62
317.	battelle.com	18	0.02%	91
318.	dejazzd.com	18	0.02%	105
319.	foxmarks.com	18	0.02%	27
320.	ukrtel.net	18	0.02%	30
321.	theplanet.com	18	0.02%	19
322.	eth.net	18	0.02%	75
323.	icopyright.net	18	0.02%	33
324.	iupui.edu	18	0.02%	112
325.	bti.net.ph	18	0.02%	55
326.	uni.edu	18	0.02%	42
327.	va.gov	17	0.02%	32
328.	ku.edu	17	0.02%	55
329.	seventyfour.com	17	0.02%	68
330.	conversent.net	17	0.02%	124
331.	Virginia.EDU	17	0.02%	82
332.	corenap.com	17	0.02%	25
333.	sandia.gov	17	0.02%	39
334.	state.wi.us	17	0.02%	22
335.	bol.net.in	17	0.02%	28
336.	wri.org	17	0.02%	130
337.	nus.edu.sg	17	0.02%	25
338.	upenn.edu	17	0.02%	64
339.	buckeyecom.net	17	0.02%	39
340.	appstate.edu	17	0.02%	48
341.	siu.edu	16	0.02%	57
342.	hawaiiintel.net	16	0.02%	50
343.	vserver.de	16	0.02%	73
344.	mo.gov	16	0.02%	29
345.	alaska.gov	16	0.02%	25
346.	nike.com	16	0.02%	16
347.	acsalaska.net	16	0.02%	44

	Domain Name	Visits	% Visits	Hits
348.	wayport.net	16	0.02%	29
349.	wvu.edu	16	0.02%	40
350.	ucf.edu	16	0.02%	69
351.	ksu.edu	16	0.02%	43
352.	cust.bluewin.ch	16	0.02%	21
353.	asianet.co.in	16	0.02%	52
354.	unixbsd.info	16	0.02%	27
355.	nexg.net	16	0.02%	76
356.	sonic.net	16	0.02%	35
357.	sunysb.edu	16	0.02%	88
358.	broadband.corbina.ru	15	0.02%	47
359.	tsst.net.tt	15	0.02%	29
360.	ucom.ne.jp	15	0.02%	99
361.	k12.ca.us	15	0.02%	37
362.	atlanticbb.net	15	0.02%	75
363.	devgateway.org	15	0.02%	29
364.	epri.com	15	0.02%	102
365.	ecu.edu	15	0.02%	34
366.	state.nj.us	15	0.02%	71
367.	dupont.com	15	0.02%	131
368.	usf.edu	15	0.02%	41
369.	tschild.de	15	0.02%	15
370.	megapath.net	15	0.02%	35
371.	global-bd.net	15	0.02%	73
372.	rasana.net	15	0.02%	100
373.	ono.com	15	0.02%	20
374.	t-2.net	15	0.02%	18
375.	eircom.net	15	0.02%	78
376.	musc.edu	15	0.02%	25
377.	etb.net.co	15	0.02%	33
378.	tmodns.net	14	0.02%	62
379.	onelinkpr.net	14	0.02%	38
380.	aecom.com	14	0.02%	66
381.	volia.net	14	0.02%	59
382.	ucsb.edu	14	0.02%	48
383.	vanderbilt.edu	14	0.02%	34
384.	iinet.net.au	14	0.02%	49
385.	NMSU.Edu	14	0.02%	46
386.	brown.edu	14	0.02%	41
387.	link.net.pk	14	0.02%	101
388.	Mines.EDU	14	0.02%	33

	Domain Name	Visits	% Visits	Hits
389.	pavlovmedia.com	14	0.02%	27
390.	tamhsc.edu	14	0.02%	26
391.	miami.edu	14	0.02%	25
392.	hkable.com.hk	14	0.02%	17
393.	gsinetblock.net	14	0.02%	420
394.	Princeton.EDU	14	0.02%	69
395.	telesp.net.br	14	0.02%	42
396.	uchicago.edu	14	0.02%	30
397.	uvm.edu	14	0.02%	39
398.	cable.net.co	13	0.02%	25
399.	125.airtelbroadband.in	13	0.02%	31
400.	cablespeed.com	13	0.02%	21
Subtotal for rows: 1 - 400		65,173	86.62%	387,954
Other		10,071	13.38%	36,421
Total		75,244	100.00%	424,375

items 1-400 of 2000

Domain Names - Help Card



Column Definitions

Domain Name

The text name (for example, netiq.com) corresponding to the visitor's IP address. The domain name can be determined from any of the following methods:

- The domain was logged by the web server.
- The IP address matched an Intranet Domain configuration within the Admin Console.
- DNS resolution.

IP addresses that do not resolve to a domain by these methods are categorized as follows:

- Reserved IP Address - The IP address falls within a block of reserved addresses. For example, 192.168.x.x and 10.x.x.x addresses are reserved for private networks.
- Unresolved IP Address - Category for IP addresses that did not resolve to a domain (perhaps because DNS resolution was disabled).

The domain name shown is the second-level domain name, such as netiq.com. For example, all visitors from sales.netiq.com, us.sales.netiq.com, and service.netiq.com are combined in the statistics for netiq.com. If the top-level domain name is a country code, then the third-level domain name is shown also (for example, anycompany.com.au).

Visits

Number of visits to your site from this domain name. A visit is a series of actions that begins when a visitor views their first page from the server, and ends when the visitor leaves the site or remains idle beyond the idle-time limit. The default idle-time limit is thirty minutes. This time limit can be changed by the system administrator.

Hits

Number of hits to your site from this domain name. Each file requested by a visitor registers as a hit. There can be several hits on each page. While the volume of hits reflects the amount of server traffic, it is not an accurate reflection of the number of pages viewed.



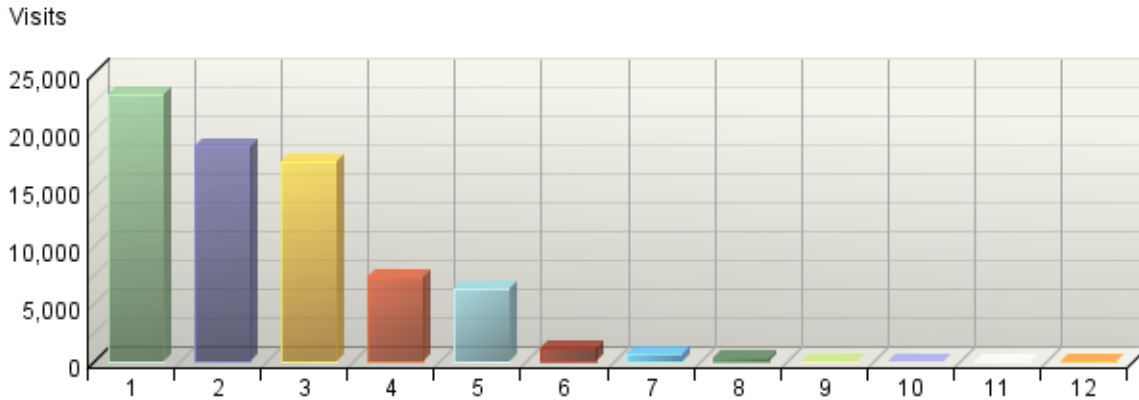
Report Descriptions

Use this information when you are interested in high-level domain names of visitors generating the most activity to your web site.

Top-Level Domain Types

This report provides a breakdown of top-level domain types.

Top-Level Domain Types by Visits



Top-Level Domain Types

Top-Level Domain Types	Visits	% Visits	Hits
Unresolved IP Address	23,236	30.88%	134,109
Commercial	18,597	24.72%	107,781
Network	17,300	22.99%	110,905
Unknown	7,323	9.73%	32,810
Education	6,394	8.50%	30,842
Government	1,191	1.58%	3,437
Organization	715	0.95%	2,771
Military	368	0.49%	1,214
ARPANET	82	0.11%	416
Informational	27	0.04%	42
International	9	0.01%	44
Business	2	0.00%	4
Total	75,244	100.00%	424,375

items 1-12 of 12

Top-Level Domain Types - Help Card



Column Definitions

Reserved IP Address

The IP address falls within a block of reserved addresses. For example, 192.168.x.x and 10.x.x.x addresses are reserved for private networks.

Unresolved IP Address

Category for IP addresses that did not resolve to a domain (perhaps because DNS resolution was disabled).

Unknown

The domain suffix did not match any of the top-level domain categories.

Top-Level Domain

The suffix of a domain name. A top-level domain can be based on the type of organization (.com, .edu, .museum, .name, etc) or it can be a country code (.uk, .de, .jp, .us, etc.). The top-level domain can be used to identify the type of web site. The following is a partial list of how this report categorizes top-level domains:

- ARPANET: .arpa
- Commercial: .com .co .com.[country code] .co.[country code] .firm.co .firm.ve .ltd.uk .info .biz
- Education: .edu .edu.[country-code] .ed.[country code] .ac.[country code] .school.[country code] .k12.[country code] .re.kr .sch.uk .edunet.tn
- International: .int .int.co .int.ve .intl.tn
- Government: .gov .gov.[country code] .gove.[country code] .go.[country code]
- Military: .mil .mil.[country code]
- Network: .net .ad.jp .ne.kr .net.[country code]
- Organization: .org .or .org.[country code] .or.[country code]
- Personal: .name

Visits

Number of visits to your site from the specified top-level domain. A visit is a series of actions that begins when a visitor views their first page from the server, and ends when the visitor leaves the site or remains idle beyond the idle-time limit. The default idle-time limit is thirty minutes. This time limit can be changed by the system administrator.

Hits

Number of hits to your site from the specified top-level domain. Each file requested by a visitor registers as a hit. There can be several hits on each page. While the volume of hits reflects the amount of server traffic, it is not an accurate reflection of the number of pages viewed.



Report Descriptions

Consider which types of organizations are interested in your site, and consider how you can interest other types of organizations.

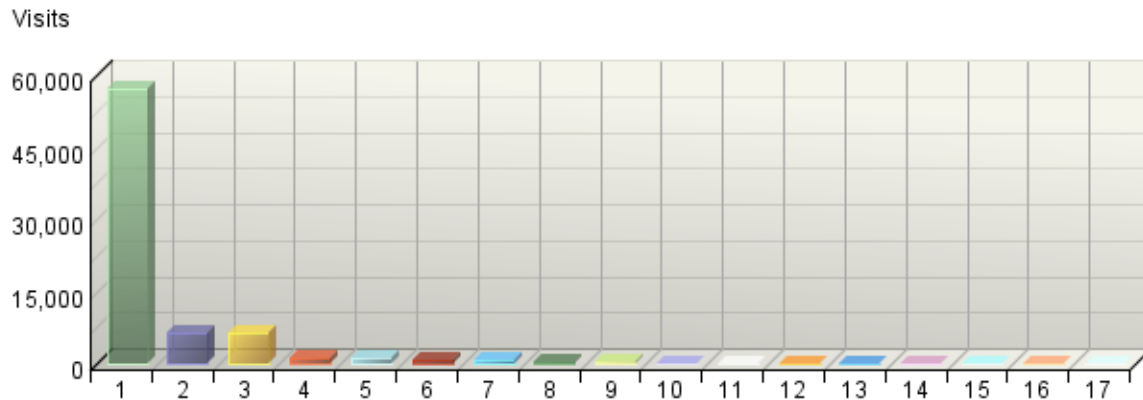
Note: This information can be displayed only if reverse DNS lookups have been performed. Even when DNS lookups are performed, some IP addresses cannot be resolved to a domain name.

Total - This represents the total visits or hits where there was sufficient information to identify the top-level domain. This number may be less than the total activity overall.

Regions

This report identifies the top geographic regions of the visitors to your site.

Regions by Visits



Regions

Regions	Visits	% Visits
1. North America	57,158	75.96%
2. Asia	6,501	8.64%
3. Western Europe	6,384	8.48%
4. Australia	1,151	1.53%
5. Middle East	1,026	1.36%
6. Eastern Europe	695	0.92%
7. Northern Europe	669	0.89%
8. Eastern Africa	475	0.63%
9. South America	475	0.63%
10. Southern Africa	182	0.24%
11. Caribbean Islands	167	0.22%
12. Northern Africa	151	0.20%
13. Western Africa	87	0.12%
14. Pacific Islands	61	0.08%
15. Central America	57	0.08%
16. Central Africa	4	0.01%
17. Region Unspecified	1	0.00%
Total	75,244	100.00%

items 1-17 of 17

Regions - Help Card



Column Definitions

Regions

The geographic part of the world where visitors to your web site are located. "Region Unspecified" represents visitors whose geographic region could not be determined. "Region Unknown" represents visitors whose country has been determined but not identified with a specific region. If the WebTrends GeoTrends Database is turned on for this profile, the region is determined by looking up the visitor's IP address in this database. If GeoTrends is not enabled, the region will be determined from the domain name.

Visits

Number of visits from this geographic region. A visit is a series of actions that begins when a visitor views their first page from the server, and ends when the visitor leaves the site or remains idle beyond the idle-time limit. The default idle-time limit is thirty minutes. This time limit can be changed by the system administrator.

%

Percentage of total visits that were from this geographic region.



Report Descriptions

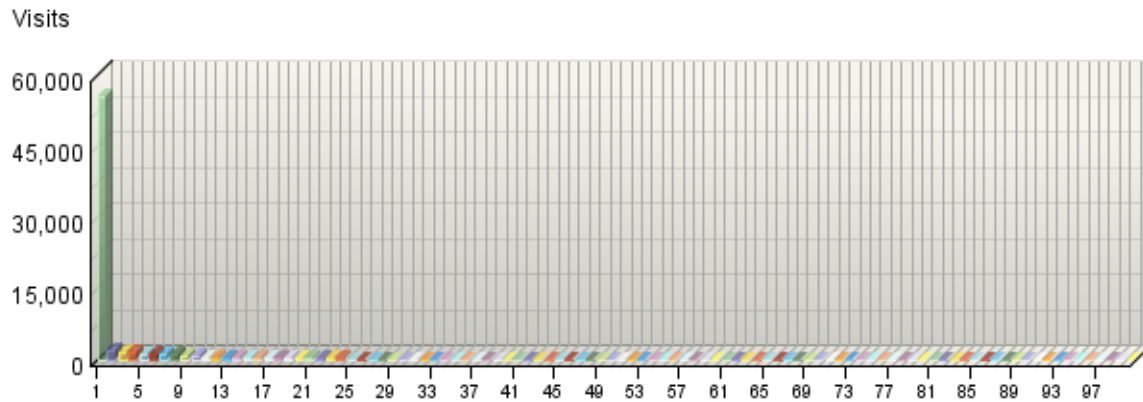
This information can help you meet the needs of your target audience as well as discover new audiences. Consider how you can make the content comprehensive and relevant to an international audience.

Note: Use this information carefully because it is based on Internet registration, and may not always be an accurate identifier of the visitor's actual location.

Countries

This report identifies the top countries of the visitors to your site.

Countries by Visits



Countries

	Countries	Visits	% Visits
1.	United States (US)	55,647	73.96%
2.	India (IN)	1,861	2.47%
3.	France (FR)	1,767	2.35%
4.	China (CN)	1,683	2.24%
5.	Canada (CA)	1,332	1.77%
6.	United Kingdom (UK)	1,316	1.75%
7.	Western Europe - country unspecified (EU)	1,221	1.62%
8.	Australia (AU)	1,151	1.53%
9.	Korea (South) (KR)	764	1.02%
10.	Germany (DE)	652	0.87%
11.	Sweden (SE)	442	0.59%
12.	Japan (JP)	388	0.52%
13.	Netherlands (NL)	372	0.49%
14.	Singapore (SG)	336	0.45%
15.	Mauritius (MU)	320	0.43%
16.	Iran (IR)	287	0.38%
17.	Italy (IT)	274	0.36%
18.	Malaysia (MY)	251	0.33%
19.	Spain (ES)	245	0.33%

	Countries	Visits	% Visits
20.	Philippines (PH)	233	0.31%
21.	Uruguay (UY)	233	0.31%
22.	Taiwan (TW)	226	0.30%
23.	Israel (IL)	210	0.28%
24.	Indonesia (ID)	210	0.28%
25.	Thailand (TH)	187	0.25%
26.	Mexico (MX)	179	0.24%
27.	South Africa (ZA)	160	0.21%
28.	Turkey (TR)	152	0.20%
29.	Hong Kong (HK)	137	0.18%
30.	United Arab Emirates (AE)	122	0.16%
31.	Russian Federation (RU)	118	0.16%
32.	Poland (PL)	114	0.15%
33.	Switzerland (CH)	109	0.14%
34.	Romania (RO)	106	0.14%
35.	Brazil (BR)	106	0.14%
36.	Egypt (EG)	103	0.14%
37.	Belgium (BE)	103	0.14%
38.	Saudi Arabia (SA)	99	0.13%
39.	Ireland (IE)	96	0.13%
40.	Puerto Rico (PR)	90	0.12%
41.	Portugal (PT)	83	0.11%
42.	Denmark (DK)	79	0.10%
43.	Norway (NO)	72	0.10%
44.	Ethiopia (ET)	72	0.10%
45.	Finland (FI)	69	0.09%
46.	Greece (GR)	66	0.09%
47.	Austria (AT)	64	0.09%
48.	Pakistan (PK)	62	0.08%
49.	Czech Republic (CZ)	56	0.07%
50.	Ukraine (UA)	51	0.07%
51.	New Zealand (NZ)	49	0.07%
52.	Hungary (HU)	43	0.06%
53.	Kenya (KE)	42	0.06%
54.	Bulgaria (BG)	39	0.05%
55.	Viet Nam (VN)	37	0.05%
56.	Nigeria (NG)	36	0.05%
57.	Costa Rica (CR)	36	0.05%
58.	Bangladesh (BD)	35	0.05%
59.	Colombia (CO)	33	0.04%
60.	Yugoslavia (YU)	32	0.04%

	Countries	Visits	% Visits
61.	Jamaica (JM)	31	0.04%
62.	Argentina (AR)	31	0.04%
63.	Croatia (Hrvatska) (HR)	27	0.04%
64.	Jordan (JO)	26	0.03%
65.	Sri Lanka (LK)	26	0.03%
66.	Peru (PE)	23	0.03%
67.	Venezuela (VE)	23	0.03%
68.	Syria (SY)	22	0.03%
69.	Latvia (LV)	21	0.03%
70.	Oman (OM)	20	0.03%
71.	Uganda (UG)	20	0.03%
72.	Slovenia (SI)	20	0.03%
73.	Morocco (MA)	19	0.03%
74.	Slovak Republic (SK)	18	0.02%
75.	Palestinian Territories (PS)	17	0.02%
76.	Ghana (GH)	17	0.02%
77.	Tanzania (TZ)	16	0.02%
78.	Chile (CL)	16	0.02%
79.	Lithuania (LT)	15	0.02%
80.	Kuwait (KW)	15	0.02%
81.	Qatar (QA)	14	0.02%
82.	Sudan (SD)	12	0.02%
83.	Dominican Republic (DO)	12	0.02%
84.	Luxembourg (LU)	12	0.02%
85.	Senegal (SN)	12	0.02%
86.	Estonia (EE)	11	0.01%
87.	Lebanon (LB)	11	0.01%
88.	Bahrain (BH)	10	0.01%
89.	Nepal (NP)	10	0.01%
90.	Myanmar (MM)	9	0.01%
91.	Belize (BZ)	8	0.01%
92.	Moldova (MD)	8	0.01%
93.	Brunei Darussalam (BN)	8	0.01%
94.	Barbados (BB)	8	0.01%
95.	Cyprus (CY)	8	0.01%
96.	Iceland (IS)	7	0.01%
97.	Tunisia (TN)	7	0.01%
98.	Iraq (IQ)	7	0.01%
99.	Yemen (YE)	6	0.01%
100.	Zimbabwe (ZW)	6	0.01%
101.	Georgia (GE)	6	0.01%

	Countries	Visits	% Visits
102.	Trinidad and Tobago (TT)	6	0.01%
103.	Panama (PA)	6	0.01%
104.	Algeria (DZ)	6	0.01%
105.	Ecuador (EC)	6	0.01%
106.	Grenada (GD)	6	0.01%
107.	Cote D'Ivoire (Ivory Coast) (CI)	6	0.01%
108.	Belarus (BY)	5	0.01%
109.	Azerbaijan (AZ)	5	0.01%
110.	Guam (GU)	5	0.01%
111.	Macedonia (MK)	4	0.01%
112.	Mongolia (MN)	4	0.01%
113.	Malta (MT)	4	0.01%
114.	Laos (LA)	4	0.01%
115.	Papua New Guinea (PG)	4	0.01%
116.	Libya (LY)	4	0.01%
117.	Kyrgyzstan (KG)	4	0.01%
118.	Zambia (ZM)	4	0.01%
119.	Afghanistan (AF)	3	0.00%
120.	Armenia (AM)	3	0.00%
121.	Cambodia (KH)	3	0.00%
122.	Cameroon (CM)	3	0.00%
123.	Djibouti (DJ)	3	0.00%
124.	Fiji (FJ)	3	0.00%
125.	El Salvador (SV)	3	0.00%
126.	Lesotho (LS)	3	0.00%
127.	Cuba (CU)	3	0.00%
128.	Bahamas (BS)	3	0.00%
129.	Swaziland (SZ)	3	0.00%
130.	Bosnia and Herzegovina (BA)	3	0.00%
131.	Mali (ML)	3	0.00%
132.	Botswana (BW)	2	0.00%
133.	Namibia (NA)	2	0.00%
134.	Guyana (GY)	2	0.00%
135.	Burkina Faso (BF)	2	0.00%
136.	Northern Mariana Islands (MP)	2	0.00%
137.	Uzbekistan (UZ)	2	0.00%
138.	Guatemala (GT)	2	0.00%
139.	Seychelles (SC)	2	0.00%
140.	Sierra Leone (SL)	2	0.00%
141.	Togo (TG)	2	0.00%
142.	Haiti (HT)	2	0.00%

	Countries	Visits	% Visits
143.	Virgin Islands (U.S.) (VI)	2	0.00%
144.	Malawi (MW)	2	0.00%
145.	Niger (NE)	2	0.00%
146.	Angola (AO)	2	0.00%
147.	Samoa (WS)	2	0.00%
148.	Bolivia (BO)	1	0.00%
149.	Antigua and Barbuda (AG)	1	0.00%
150.	Aruba (AW)	1	0.00%
151.	Nicaragua (NI)	1	0.00%
152.	Paraguay (PY)	1	0.00%
153.	Cayman Islands (KY)	1	0.00%
154.	Maldives (MV)	1	0.00%
155.	Rwanda (RW)	1	0.00%
156.	Guinea (GN)	1	0.00%
157.	Honduras (HN)	1	0.00%
158.	Turkmenistan (TM)	1	0.00%
159.	Macau (MO)	1	0.00%
160.	Dominica (DM)	1	0.00%
161.	Congo (Democratic Republic) (CD)	1	0.00%
162.	Liberia (LR)	1	0.00%
163.	Unknown Origin	1	0.00%
164.	Albania (AL)	1	0.00%
	Total	75,244	100.00%

items 1-164 of 164

Countries - Help Card



Column Definitions

Countries

If the WebTrends GeoTrends Database is turned on for this profile, the country is determined by looking up the visitor's IP address in this database. If GeoTrends is not enabled, the country will be determined from the domain name.

Visits

Number of visits from the specified country. A visit is a series of actions that begins when a visitor views their first page from the server, and ends when the visitor leaves the site or remains idle beyond the idle-time limit. The default idle-time limit is thirty minutes. This time limit can be changed by the system administrator.

%

Percentage of total visits from the specified country.

Unknown Origin

The country associated with the visitor's domain name could not be determined.



Report Descriptions

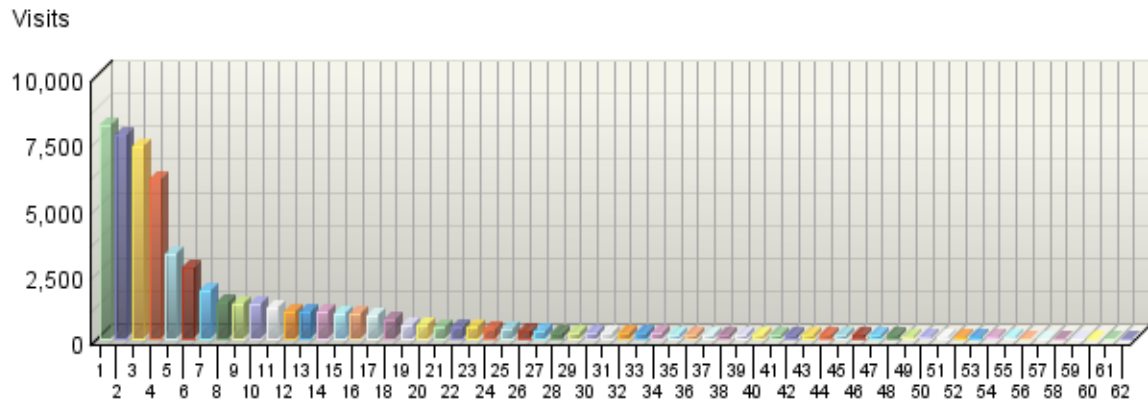
This information can help you meet the needs of your target audience as well as discover new audiences. Consider how you can make the content comprehensive and relevant to an international audience.

Note: Use this information carefully because it is based on Internet registration, and may not always be an accurate identifier of the visitor's actual location.

North American States and Provinces

If you have enabled the WebTrends GeoTrends Database for this profile, this page will list the states and provinces of North America with your most active visitors.

North American States and Provinces by Visits



North American States and Provinces

	States and Provinces	Visits	% Visits
■	1. California	8,071	14.30%
■	2. Virginia	7,746	13.73%
■	3. Washington	7,265	12.87%
■	4. North Carolina	6,055	10.73%
■	5. D.C.	3,218	5.70%
■	6. New York	2,710	4.80%
■	7. Texas	1,843	3.27%
■	8. Illinois	1,389	2.46%
■	9. Massachusetts	1,288	2.28%
■	10. New Jersey	1,278	2.26%
■	11. Pennsylvania	1,160	2.06%
■	12. Florida	1,055	1.87%
■	13. Georgia	1,037	1.84%
■	14. Colorado	1,016	1.80%
■	15. Ohio	954	1.69%
■	16. Michigan	930	1.65%
■	17. Maryland	904	1.60%
■	18. Ontario	713	1.26%

	States and Provinces	Visits	% Visits
19.	Arizona	544	0.96%
20.	Minnesota	486	0.86%
21.	Indiana	465	0.82%
22.	Missouri	449	0.80%
23.	Wisconsin	410	0.73%
24.	Tennessee	371	0.66%
25.	Oregon	360	0.64%
26.	Alabama	293	0.52%
27.	South Carolina	293	0.52%
28.	Oklahoma	254	0.45%
29.	Connecticut	250	0.44%
30.	British Columbia	246	0.44%
31.	Louisiana	224	0.40%
32.	Iowa	200	0.35%
33.	Mississippi	186	0.33%
34.	Kentucky	183	0.32%
35.	Utah	181	0.32%
36.	Quebec	160	0.28%
37.	New Mexico	156	0.28%
38.	Nebraska	150	0.27%
39.	Nevada	142	0.25%
40.	Kansas	139	0.25%
41.	New Hampshire	129	0.23%
42.	Idaho	126	0.22%
43.	Vermont	125	0.22%
44.	Rhode Island	120	0.21%
45.	Arkansas	116	0.21%
46.	Hawaii	113	0.20%
47.	Montana	112	0.20%
48.	Alberta	111	0.20%
49.	Alaska	109	0.19%
50.	Maine	101	0.18%
51.	Delaware	91	0.16%
52.	West Virginia	78	0.14%
53.	North Dakota	75	0.13%
54.	Wyoming	75	0.13%
55.	South Dakota	73	0.13%
56.	Nova Scotia	25	0.04%
57.	Saskatchewan	22	0.04%
58.	Manitoba	21	0.04%
59.	New Brunswick	20	0.04%

	States and Provinces	Visits	% Visits
60.	Newfoundland	10	0.02%
61.	Prince Edward Island	3	0.01%
62.	Northwest Territories	1	0.00%
	Total	56,430	100.00%

items 1-62 of 62

North American States and Provinces - Help Card



Column Definitions

States and Provinces

If the WebTrends GeoTrends Database is turned on for this profile, the location is determined by looking up the visitor's IP address in this database.

Visits

Number of visits from this state or province. A visit is a series of actions that begins when a visitor views their first page from the server, and ends when the visitor leaves the site or remains idle beyond the idle-time limit. The default idle-time limit is thirty minutes. This time limit can be changed by the system administrator.

%

Percentage of total visits from this state or province.



Report Descriptions

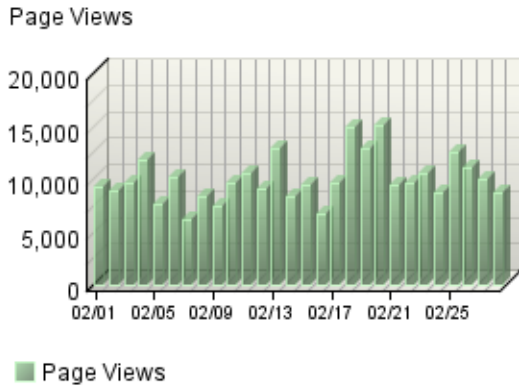
This information can help you meet the needs of your target audience as well as discover new audiences. Consider how you can make the content comprehensive and relevant to an international audience.

Note: Use this information carefully, because it is based on Internet registration and may not always be an accurate identifier of the visitor's actual location.

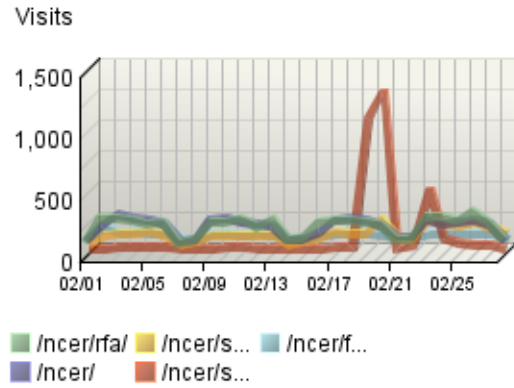
Pages Dashboard

This displays key graphs and tables that provide an overview of the Pages chapter. When viewing through the on-demand interface, you can click on the title of a graph or table to navigate to the corresponding page.

Page Views Trend



Pages by Visits Trend



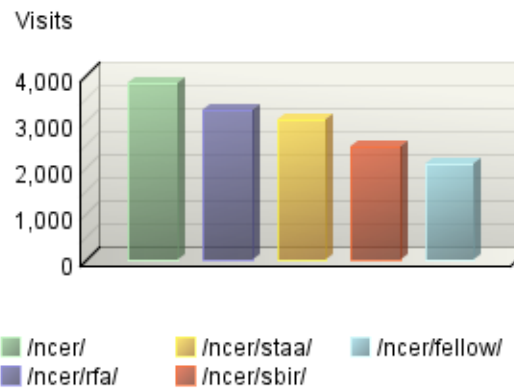
Content Groups by Visits

No data is available for this graph.

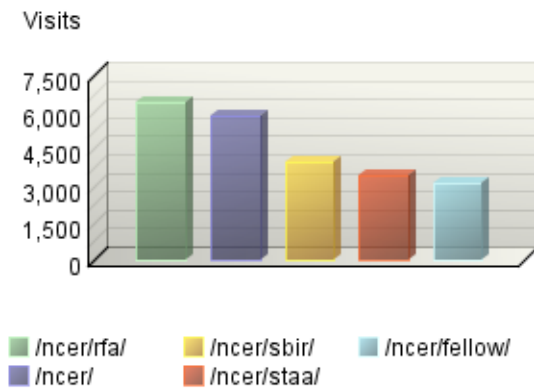
Page View Summary

Page Views	279,305
Average per Day	9,975
Average Page Views per Visit	3.71

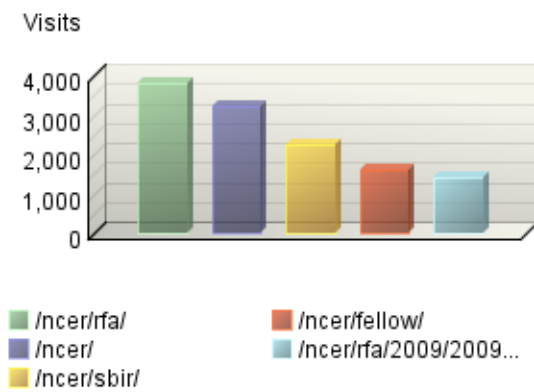
Entry Pages



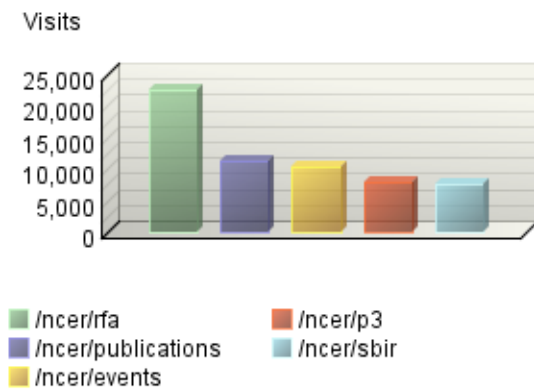
Pages by Visits



Exit Pages



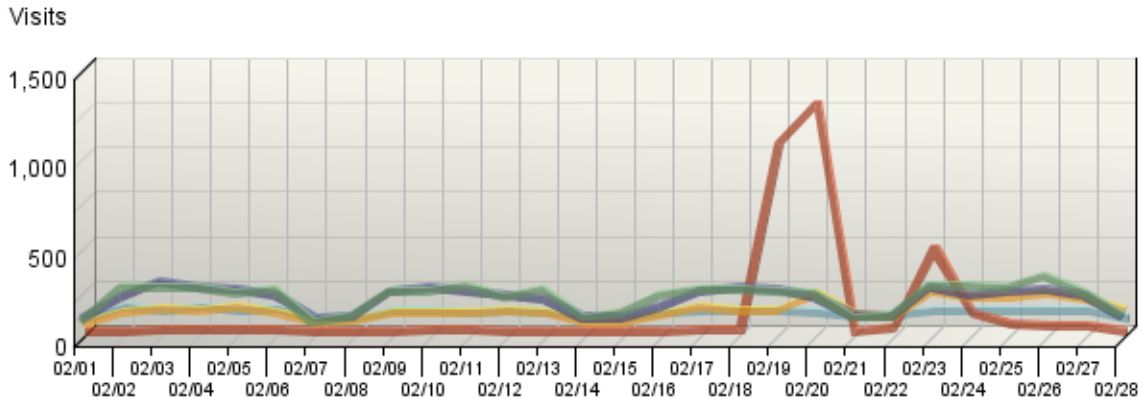
Directories by Visits



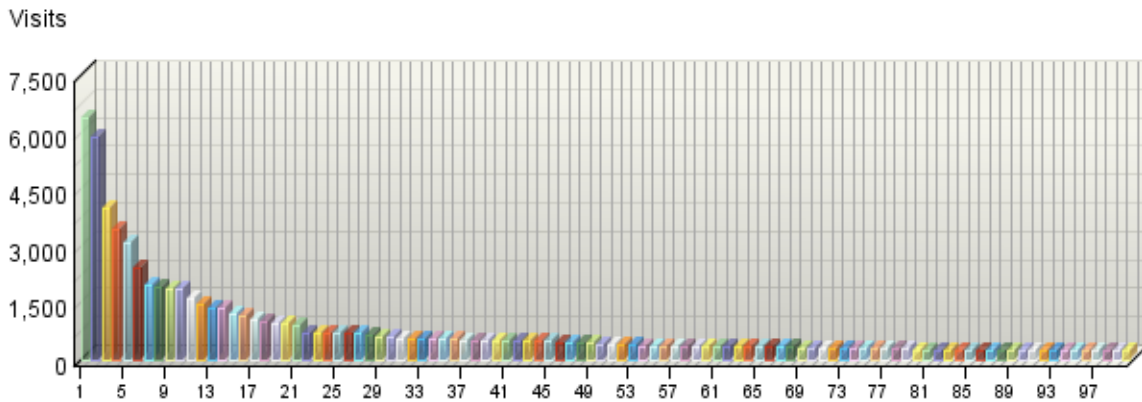
Pages

This identifies the most popular web pages on your site and shows you the number of visits for each, and displays the average length of time the page was viewed.

Pages by Visits Trend



Pages by Visits



Pages

	Pages	Visits	Views	Average Time Viewed
■ 1.	Funding Opportunities NCER ORD US EPA http://es.epa.gov/ncer/rfa/	6,368	7,416	00:02:09

	Pages	Visits	Views	Average Time Viewed
2.	National Center for Environmental Research (NCER) ORD US EPA http://es.epa.gov/ncer/	5,862	8,623	00:02:08
3.	Small Business Innovation Research NCER ORD US EPA http://es.epa.gov/ncer/sbir/	3,998	5,623	00:02:09
4.	STAA NCER ORD US EPA http://es.epa.gov/ncer/staa/	3,465	7,581	00:00:24
5.	 Fellowships NCER ORD US EPA http://es.epa.gov/ncer/fellow/	3,116	3,712	00:02:05
6.	2008 Level I STAA STAA Environmental Protection Agency http://es.epa.gov/ncer/staa/annual/2008/2008level1.html	2,408	2,511	00:00:59
7.	STAR Grants and Cooperative Agreements NCER ORD US EPA http://es.epa.gov/ncer/grants/	1,998	2,274	00:01:59
8.	Novel Approaches to Improving Air Pollution Emissions Information Funding Opportunities NCER ORD US EPA http://es.epa.gov/ncer/rfa/2009/2009_star_air_pollution.html	1,943	2,225	00:02:47
9.	P3 NCER ORD US EPA http://es.epa.gov/ncer/p3/	1,884	2,525	00:02:03
10.	2008 Level II Scientific And Technological Achievement Awards (STAA) STAA Environmental Protection Agency http://es.epa.gov/ncer/staa/annual/2008/2008level2.html	1,862	1,932	00:01:30
11.	2008 Level III Scientific And Technological Achievement Awards (STAA) STAA Environmental Protection Agency http://es.epa.gov/ncer/staa/annual/2008/2008level3.html	1,642	1,696	00:01:58
12.	http://es.epa.gov/ncer/rfa/2009/2009_star_ecosystem_services.html	1,493	1,730	00:04:01
13.	http://es.epa.gov/ncer/events/	1,379	1,703	00:02:50
14.	http://es.epa.gov/ncer/rfa/2009/2009_star_cumulative_risk.html	1,354	1,655	00:02:53
15.	http://es.epa.gov/ncer/nano/	1,222	1,632	00:02:49
16.	http://es.epa.gov/ncer/staa/annual/2008/2008honorable.html	1,178	1,220	00:02:11
17.	http://es.epa.gov/ncerqa/	1,075	1,234	00:00:38
18.	http://es.epa.gov/ncer/rfa/forms/	1,030	1,373	00:02:46
19.	http://es.epa.gov/ncer/events/news/2009/01_31_09_feature.html	965	1,080	00:01:18
20.	http://es.epa.gov/ncer/rfa/2009/2009_gro_undegrad.html	943	975	00:03:45

	Pages	Visits	Views	Average Time Viewed
21.	http://es.epa.gov/ncerqa/sbir/	915	1,014	00:00:41
22.	http://es.epa.gov/ncer/biodiversity/	727	892	00:02:07
23.	http://es.epa.gov/ncer/about/	712	756	00:02:11
24.	http://es.epa.gov/ncerqa/rfa/	705	773	00:00:27
25.	http://es.epa.gov/ncer/rfa/2008/2008_sbir_phase1.html	704	764	00:04:02
26.	http://es.epa.gov/ncer/childrenscenters/	702	907	00:02:42
27.	http://es.epa.gov/ncer/science/endocrine/	690	763	00:02:14
28.	http://es.epa.gov/ncer/science/pm/	661	806	00:02:33
29.	http://es.epa.gov/ncer/guidance/	607	811	00:02:07
30.	http://es.epa.gov/ncer/sbir/current_solicitation.html	598	616	00:02:00
31.	http://es.epa.gov/ncer/listserv/	581	625	00:02:08
32.	http://es.epa.gov/ncer/rfa/2008/2008_star_fellow.html	567	597	00:03:02
33.	http://es.epa.gov/ncer/events/news/2009/01_23_09_grant.html	554	645	00:01:25
34.	http://es.epa.gov/ncer/science/economics/	549	651	00:02:37
35.	http://es.epa.gov/ncer/cns/	549	753	00:02:50
36.	http://es.epa.gov/ncer/events/news/2009/01_31_09_iframe.html	545	589	00:04:00
37.	http://es.epa.gov/ncer/p3/current/	527	590	00:03:11
38.	http://es.epa.gov/ncer/science/drinkingwater/	522	634	00:02:33
39.	http://es.epa.gov/ncer/other/	519	606	00:02:50
40.	http://es.epa.gov/ncer/P3/expo/	512	594	00:02:23
41.	http://es.epa.gov/ncer/p3/expo/expo_2008.html	505	535	00:02:31
42.	http://es.epa.gov/ncer/publications/	501	603	00:03:02
43.	http://es.epa.gov/ncer/p3/fact_sheet.html	497	526	00:02:46
44.	http://es.epa.gov/ncer/contact_us.html	495	602	00:02:54
45.	http://es.epa.gov/ncer/staa/award_photos.html	487	525	00:01:40
46.	http://es.epa.gov/ncer/rfa/2009/2009_p3.html	475	514	00:04:39
47.	http://es.epa.gov/ncer/science/globalclimate/	445	511	00:02:41
48.	http://es.epa.gov/ncer/staa/annual/2009/current_comp.html	436	452	00:01:02
49.	http://es.epa.gov/ncer/fellow/forum/conference.html	432	441	00:00:17
50.	http://es.epa.gov/ncer/sbir/factsheet.html	424	443	00:02:58
51.	http://es.epa.gov/ncer/nano/questions/	415	496	00:06:02
52.	http://es.epa.gov/ncer/rfa/2004/2004_climate_change.html	413	435	00:04:36
53.	http://es.epa.gov/ncer/childrenscenters/autism.html	393	486	00:02:37

	Pages	Visits	Views	Average Time Viewed
54.	http://es.epa.gov/ncer/fellow/forum/conference/08/may19/	380	399	00:01:38
55.	http://es.epa.gov/ncer/nano/publications/	374	445	00:05:55
56.	http://es.epa.gov/ncer/sbir/09awards/	374	406	00:03:50
57.	http://es.epa.gov/ncer/science/tse/	372	448	00:03:06
58.	http://es.epa.gov/ncer/grants/recipients_index.html	369	381	00:04:12
59.	http://es.epa.gov/ncer/publications/workshop/	367	427	00:02:42
60.	http://es.epa.gov/ncer/events/news/2008/12_29_08_feature.html	363	437	00:02:30
61.	http://es.epa.gov/ncer/rfa/archive/	358	461	00:01:26
62.	http://es.epa.gov/ncer/results/	358	389	00:02:25
63.	http://es.epa.gov/ncer/events/news/2009/01_23_09_topstory.html	350	424	00:01:09
64.	http://es.epa.gov/ncer/rfa/2008/2008_star_adaptation.html	347	368	00:03:52
65.	http://es.epa.gov/ncer/nano/research/	346	423	00:03:13
66.	http://es.epa.gov/ncer/fellow/recipients/star_fellow08.html	344	355	00:01:26
67.	http://es.epa.gov/ncer/rfa/2009/2009_star_cromptox.html	336	409	00:03:56
68.	http://es.epa.gov/ncer/nano/factsheet/	334	363	00:03:08
69.	http://es.epa.gov/ncer/science/	326	373	00:02:02
70.	http://es.epa.gov/ncer/fellow/forum/conference/08/may19/agenda.html	316	316	00:00:20
71.	http://es.epa.gov/ncer/events/news/2009/01_13_09_feature.html	313	384	00:00:43
72.	http://es.epa.gov/ncer/sbir/news/	310	330	00:02:29
73.	http://es.epa.gov/ncer/events/news/2009/01_08_09_feature.html	307	374	00:01:04
74.	http://es.epa.gov/ncer/fellow/forum/pubs_96.html	297	299	00:00:54
75.	http://es.epa.gov/ncer/rfa/2005/2005_star_nano.html	295	309	00:04:44
76.	http://es.epa.gov/ncer/rfa/current/2003arsenic.html	294	312	00:04:58
77.	http://es.epa.gov/ncer/fellow/forum/pubs_95.html	285	287	00:00:21
78.	http://es.epa.gov/ncer/p3/project_websites/2008/2008awardwinners.html	285	327	00:03:52
79.	http://es.epa.gov/ncer/rfa/2008/2008_gro_grand.html	282	295	00:03:27
80.	http://es.epa.gov/ncer/events/news/2008/12_30_08b_feature.html	276	342	00:01:27

	Pages	Visits	Views	Average Time Viewed
81.	http://es.epa.gov/ncer/events/news/2009/01_13_09_b_feature.html	276	349	00:00:57
82.	http://es.epa.gov/ncer/publications/starreport/	275	301	00:03:29
83.	http://es.epa.gov/ncer/childrenscenters/pesticides.html	275	302	00:04:12
84.	http://es.epa.gov/ncer/fellow/forum/publications.html	273	273	00:00:36
85.	http://es.epa.gov/ncer/guidance/faqs.html	268	276	00:02:45
86.	http://es.epa.gov/ncer/p3/teams/	265	296	00:01:54
87.	http://es.epa.gov/ncer/events/news/2009/01_13_09_c_feature.html	263	332	00:01:06
88.	http://es.epa.gov/ncer/rfa/2007/2007_star_health_indicators.html	262	274	00:03:57
89.	http://es.epa.gov/ncer/rfa/2008/2008_star_gc_wq.html	261	272	00:04:26
90.	http://es.epa.gov/ncer/rfa/2008/2008_star_gsc02.html	261	270	00:03:45
91.	http://es.epa.gov/ncer/nano/solicitation/	260	266	00:01:52
92.	http://es.epa.gov/ncer/fellow/forum/	254	332	00:02:05
93.	http://es.epa.gov/ncer/rfa/2008/2008_baa.html	251	258	00:04:36
94.	http://es.epa.gov/ncer/listserv/thank_you.html	251	255	00:01:28
95.	http://es.epa.gov/ncer/events/news/2009/01_14_09_news_release.html	247	319	00:00:55
96.	http://es.epa.gov/ncer/rfa/2007/2007_p3_4thannual.html	244	255	00:03:20
97.	http://es.epa.gov/ncer/sbir/success/	243	267	00:03:10
98.	http://es.epa.gov/ncer/nano/newsroom/	242	259	00:03:07
99.	http://es.epa.gov/ncer/events/news/	240	274	00:02:56
100.	http://es.epa.gov/ncer/p3/success/	238	269	00:01:33
101.	http://es.epa.gov/ncer/p3/ceremony/	232	252	00:02:52
102.	http://es.epa.gov/ncer/fellow/forum/conference/08/may19/registration.html	230	237	00:01:03
103.	http://es.epa.gov/ncer/rfa/2007/2007_star_ecoimpacts.html	228	232	00:04:02
104.	http://es.epa.gov/ncer/guidance/star_faq.html	227	245	00:03:46
105.	http://es.epa.gov/ncer/rfa/2005/2005_star_biotech.html	219	221	00:04:17
106.	http://es.epa.gov/ncer/sbir/archive/solicitations.html	218	221	00:02:03
107.	http://es.epa.gov/ncer/p3/apply/	218	238	00:02:00
108.	http://es.epa.gov/ncer/events/news/2009/04_18_09_feature.html	213	226	00:03:42
109.	http://es.epa.gov/ncer/p3/past/	211	236	00:01:03

	Pages	Visits	Views	Average Time Viewed
110.	http://es.epa.gov/ncer/childrenscenters/davis.html	203	210	00:04:25
111.	http://es.epa.gov/ncer/p3/photo.html	203	220	00:02:12
112.	http://es.epa.gov/ncer/guidance/faqs/faq_gro_grad.html	203	211	00:03:03
113.	http://es.epa.gov/ncer/nano/research/nano_tox.html	201	211	00:01:44
114.	http://es.epa.gov/ncer/childrenscenters/multimedia.html	201	228	00:01:56
115.	http://es.epa.gov/ncerqa/fellow/	201	216	00:01:18
116.	http://es.epa.gov/ncer/events/news/2008/	200	220	00:02:53
117.	http://es.epa.gov/ncer/nano/relevant_meetings/	199	212	00:01:46
118.	http://es.epa.gov/ncer/biodiversity/multimedia/	198	219	00:03:39
119.	http://es.epa.gov/ncer/rfa/2008/2008_star_wetlands.html	197	214	00:03:25
120.	http://es.epa.gov/ncer/nano/lectures/	192	209	00:03:29
121.	http://es.epa.gov/ncer/rfa/archive/grants/08/	189	198	00:02:25
122.	http://es.epa.gov/ncer/p3/multimedia.html	189	200	00:02:47
123.	http://es.epa.gov/ncer/rfa/2008/2008_gro_undergrad.html	188	193	00:02:24
124.	http://es.epa.gov/ncer/rfa/archive/fellow/	186	231	00:03:26
125.	http://es.epa.gov/ncer/rfa/archive/grants/	186	214	00:02:29
126.	http://es.epa.gov/ncer/rfa/2008/2008_star_ecohab.html	184	196	00:03:34
127.	http://es.epa.gov/ncer/rfa/2008/2008_star_water.html	184	197	00:06:09
128.	http://es.epa.gov/ncer/rfa/2007/2007_star_nanotech.html	181	182	00:03:28
129.	http://es.epa.gov/ncer/guidance/star_images.html	180	190	00:04:23
130.	http://es.epa.gov/ncer/about/quickguide.html	180	184	00:02:21
131.	http://es.epa.gov/ncer/rfa/archive/grants/00/00humanrfa.html	180	192	00:02:32
132.	http://es.epa.gov/ncer/nano/links/	179	191	00:03:56
133.	http://es.epa.gov/ncer/nano/research/nano_green.html	176	192	00:02:42
134.	http://es.epa.gov/ncer/p3/become_exhibitor.html	174	190	00:02:37
135.	http://es.epa.gov/ncer/childrenscenters/columbia.html	174	187	00:03:22
136.	http://es.epa.gov/ncer/rfa/2008/2008_star_climate_change.html	174	184	00:02:15
137.	http://es.epa.gov/ncer/p3/news.html	171	176	00:02:41

	Pages	Visits	Views	Average Time Viewed
138.	http://es.epa.gov/ncer/publications/research_results_synthesis/	170	186	00:05:00
139.	http://es.epa.gov/ncer/sbir/workshops.html	170	176	00:01:59
140.	http://es.epa.gov/ncer/publications/bibliometrics/	170	185	00:04:18
141.	http://es.epa.gov/ncer/childrenscenters/faqs.html	169	188	00:02:29
142.	http://es.epa.gov/ncer/childrenscenters/duke.html	168	177	00:02:57
143.	http://es.epa.gov/ncer/rfa/2007/2007_biodiversity_health.html	167	171	00:02:18
144.	http://es.epa.gov/ncerqa/grants/	167	185	00:00:57
145.	http://es.epa.gov/ncer/p3/info/partners.html	166	171	00:02:52
146.	http://es.epa.gov/ncer/rfa/2006/2006_star_cns.html	164	164	00:04:19
147.	http://es.epa.gov/ncer/sbir/presentations.html	164	168	00:02:18
148.	http://es.epa.gov/ncer/rfa/2007/2007_sbir_phase1.html	161	167	00:02:52
149.	http://es.epa.gov/ncer/p3/project_websites/2007/2007awardwinners.html	161	169	00:02:36
150.	http://es.epa.gov/ncer/p3/partners/	161	184	00:03:12
151.	http://es.epa.gov/ncer/p3/info/cosponsors.html	160	184	00:01:58
152.	http://es.epa.gov/ncer/rfa/2006/2006_star_fellow.html	159	169	00:04:23
153.	http://es.epa.gov/ncer/rfa/2008/2008_p3.html	159	161	00:04:10
154.	http://es.epa.gov/ncer/rfa/2004/2004_air_poll_em.html	157	162	00:04:02
155.	http://es.epa.gov/ncer/fellow/posters/	156	178	00:01:49
156.	http://es.epa.gov/ncer/fellow/gro/	155	165	00:02:32
157.	http://es.epa.gov/ncer/guidance/qa.html	153	159	00:03:45
158.	http://es.epa.gov/ncer/biodiversity/recipients.html	153	158	00:02:26
159.	http://es.epa.gov/ncer/events/news/2008/03_25_08_topstory.html	152	155	00:02:52
160.	http://es.epa.gov/ncer/rfa/2004/2005_star_grad_fellow.html	152	161	00:05:05
161.	http://es.epa.gov/ncer/rfa/2006/2006_sbir_phase1.html	152	157	00:04:02
162.	http://es.epa.gov/ncer/staa/about_staa.html	151	153	00:02:22
163.	http://es.epa.gov/ncer/p3/forum/	151	220	00:02:15
164.	http://es.epa.gov/ncer/fellow/abstracts/	151	177	00:02:08
165.	http://es.epa.gov/ncer/childrenscenters/research_areas.html	150	163	00:01:43

	Pages	Visits	Views	Average Time Viewed
166.	http://es.epa.gov/ncer/childrenscenters/harvard.html	150	154	00:03:45
167.	http://es.epa.gov/ncer/fellow/recipients/star_fellow07.html	150	155	00:02:17
168.	http://es.epa.gov/ncer/sbir/program/	149	185	00:02:19
169.	http://es.epa.gov/ncer/rfa/2007/2007_star_fellow.html	148	155	00:04:56
170.	http://es.epa.gov/ncer/fellow/recipients/star_fellow03.html	147	150	00:02:24
171.	http://es.epa.gov/ncer/childrenscenters/basic_info.html	146	157	00:01:31
172.	http://es.epa.gov/ncer/rfa/2006/2006_gro_fellow.html	145	148	00:04:33
173.	http://es.epa.gov/ncer/p3/overviews.html	145	153	00:03:36
174.	http://es.epa.gov/ncer/publications/archive/csidoc.html	145	156	00:05:07
175.	http://es.epa.gov/ncer/events/news/2002/	144	152	00:01:58
176.	http://es.epa.gov/ncer/p3/expo/events.html	144	146	00:02:12
177.	http://es.epa.gov/ncer/fellow/recipients/star_fellow05.html	143	143	00:03:32
178.	http://es.epa.gov/ncer/childrenscenters/newsroom.html	143	145	00:02:34
179.	http://es.epa.gov/ncer/biodiversity/solicitation.html	143	145	00:02:32
180.	http://es.epa.gov/ncer/rfa/special_announcements.html	143	147	00:03:10
181.	http://es.epa.gov/ncer/p3/grantrecip.html	142	147	00:02:43
182.	http://es.epa.gov/ncer/p3/info/media.html	142	147	00:02:58
183.	http://es.epa.gov/ncer/P3/forms/	142	234	00:02:52
184.	http://es.epa.gov/ncer/fellow/recipients/gro_fellow08.html	141	142	00:02:18
185.	http://es.epa.gov/ncer/fellow/recipients/gro_undergrad_fellow08.html	141	144	00:02:38
186.	http://es.epa.gov/ncer/childrenscenters/communities.html	140	151	00:02:24
187.	http://es.epa.gov/ncer/childrenscenters/asthma.html	140	148	00:03:05
188.	http://es.epa.gov/ncer/childrenscenters/outreach.html	140	150	00:03:13
189.	http://es.epa.gov/ncer/biodiversity/background.html	140	141	00:03:15
190.	http://es.epa.gov/ncer/publications/sbir/	139	147	00:02:11
191.	http://es.epa.gov/ncer/biodiversity/workshop.html	139	144	00:03:20

	Pages	Visits	Views	Average Time Viewed
192.	http://es.epa.gov/ncer/rfa/current/2004_grad_fellow.html	137	143	00:04:45
193.	http://es.epa.gov/ncer/childrenscenters/usc.html	137	144	00:02:18
194.	http://es.epa.gov/ncer/childrenscenters/biographies.html	137	156	00:02:03
195.	http://es.epa.gov/ncer/cns/news.html	136	140	00:02:44
196.	http://es.epa.gov/ncer/rfa/2006/2006_star_gc_aq.html	136	140	00:03:51
197.	http://es.epa.gov/ncer/rfa/2005/2005_sbirsphase1.html	136	142	00:02:46
198.	http://es.epa.gov/ncer/rfa/2005/2005_nonlinear_responses.html	135	138	00:05:07
199.	http://es.epa.gov/ncer/guidance/faqs/faq_gro_undergrad.html	135	140	00:03:22
200.	http://es.epa.gov/ncer/childrenscenters/results.html	135	143	00:02:21
201.	http://es.epa.gov/ncer/publications/nanopurpose.html	135	141	00:01:35
202.	http://es.epa.gov/ncer/fellow/recipient/star_fellow06.html	135	135	00:02:35
203.	http://es.epa.gov/ncer/rfa/2006/2006_star_cafos.html	135	140	00:03:04
204.	http://es.epa.gov/ncer/venturecapital/	134	185	00:03:54
205.	http://es.epa.gov/ncer/rfa/2004/2005_gro_undergrad_fellow.html	133	137	00:04:25
206.	http://es.epa.gov/ncer/sbir/success_story_form.html	132	138	00:04:18
207.	http://es.epa.gov/ncer/rfa/archive/grants/01/global01.html	131	139	00:03:29
208.	http://es.epa.gov/ncer/publications/terms/phase1_tc.html	130	131	00:03:32
209.	http://es.epa.gov/ncer/rfa/2004/2004_sbirsphase1.html	130	132	00:03:17
210.	http://es.epa.gov/ncer/p3/info/	130	145	00:01:38
211.	http://es.epa.gov/ncer/centers/airpm/sab/report.html	130	139	00:02:39
212.	http://es.epa.gov/ncer/nano/research/particle_index.html	129	131	00:03:04
213.	http://es.epa.gov/ncer/p3/project_websites/2008/	129	141	00:02:30
214.	http://es.epa.gov/ncer/publications/terms/phase2_tc.html	129	132	00:03:24
215.	http://es.epa.gov/ncer/science/pm/2008sab/	128	146	00:04:10
216.	http://es.epa.gov/ncer/p3/contact.html	128	131	00:02:43

	Pages	Visits	Views	Average Time Viewed
217.	http://es.epa.gov/ncer/childrenscenters/berkeley.html	128	130	00:03:28
218.	http://es.epa.gov/ncer/events/news/2008/03_03_08_topstory.html	128	133	00:04:06
219.	http://es.epa.gov/ncer/rfa/2008/2008_star_no_velapproaches.html	128	137	00:05:22
220.	http://es.epa.gov/ncer/childrenscenters/hopkins.html	127	135	00:02:54
221.	http://es.epa.gov/ncer/childrenscenters/sinai.html	127	132	00:02:52
222.	http://es.epa.gov/ncer/rfa/current/sbir_phase1.html	127	130	00:04:36
223.	http://es.epa.gov/ncer/biodiversity/programs.html	127	129	00:04:30
224.	http://es.epa.gov/ncer/science/globalclimate/solicitations.html	127	129	00:03:13
225.	http://es.epa.gov/ncer/events/news/2009/01_23_09_iframe.html	127	134	00:03:20
226.	http://es.epa.gov/ncer/p3/other/	126	135	00:02:45
227.	http://es.epa.gov/ncer/childrenscenters/washington.html	126	127	00:03:09
228.	http://es.epa.gov/ncer/science/pm/centers.html	126	133	00:03:48
229.	http://es.epa.gov/ncer/rfa/2006/2006_gro_und_ergrad_fellow.html	125	126	00:03:37
230.	http://es.epa.gov/ncer/fellow/gro/newsletter_archive_index.html	124	130	00:03:16
231.	http://es.epa.gov/ncer/science/pm/results4.html	124	125	00:02:49
232.	http://es.epa.gov/ncer/p3/designs_sustain_rfp.html	124	134	00:05:18
233.	http://es.epa.gov/ncer/rfa/2006/2006_p3.html	124	127	00:05:18
234.	http://es.epa.gov/ncer/fellow/recipients/gro_undergrad_fellow07.html	124	125	00:01:39
235.	http://es.epa.gov/ncer/rfa/archive/grants/01/futures.html	124	126	00:02:57
236.	http://es.epa.gov/ncer/staa/annual/	124	129	00:02:03
237.	http://es.epa.gov/ncer/p3/expo/faq.html	123	127	00:03:28
238.	http://es.epa.gov/ncer/biodiversity/selreading.html	123	124	00:02:16
239.	http://es.epa.gov/ncer/p3/project_websites/2006/2006awardwinners.html	123	128	00:03:49
240.	http://es.epa.gov/ncer/p3/expo/logistics.html	122	126	00:02:20
241.	http://es.epa.gov/ncer/rfa/2005/2005_decision_support_sys.html	122	138	00:03:52

	Pages	Visits	Views	Average Time Viewed
242.	http://es.epa.gov/ncer/childrenscenters/newinvestigators.html	122	126	00:02:23
243.	http://es.epa.gov/ncer/fellow/recipients/star_fellow04.html	122	124	00:01:54
244.	http://es.epa.gov/ncer/rfa/current/2003_global_change.html	121	125	00:03:18
245.	http://es.epa.gov/ncer/science/globalclimate/recipients.html	121	123	00:03:35
246.	http://es.epa.gov/ncer/multimedia.html	121	146	00:03:39
247.	http://es.epa.gov/ncer/rfa/2004/2004_manufactured_nano.html	121	122	00:04:43
248.	http://es.epa.gov/ncer/rfa/2004/2005_gro_grad_fellow.html	121	125	00:03:35
249.	http://es.epa.gov/ncer/childrenscenters/chemical.html	121	140	00:03:02
250.	http://es.epa.gov/ncer/rfa/2004/2004_aqua_syss.html	121	130	00:04:05
251.	http://es.epa.gov/ncer/fellow/recipients/fellow99.html	120	122	00:02:46
252.	http://es.epa.gov/ncer/fellow/recipients/gro_fellow07.html	120	124	00:02:04
253.	http://es.epa.gov/ncer/publications/handouts/	120	127	00:03:29
254.	http://es.epa.gov/ncer/fellow/recipients/mai_fellow01.html	119	123	00:02:37
255.	http://es.epa.gov/ncer/rfa/current/2004_arsenic.html	119	120	00:02:56
256.	http://es.epa.gov/ncer/fellow/testimonials/	119	129	00:02:10
257.	http://es.epa.gov/ncer/p3/event_2009/09_date_loc.html	119	125	00:02:55
258.	http://es.epa.gov/ncer/events/news/2003/nas_special.html	118	123	00:02:46
259.	http://es.epa.gov/ncer/events/news/2007/02_28_07_award.html	118	120	00:02:06
260.	http://es.epa.gov/ncer/p3/addawards.html	118	127	00:02:28
261.	http://es.epa.gov/ncer/publications/archive/	117	123	00:02:37
262.	http://es.epa.gov/ncer/fellows/	117	129	00:03:28
263.	http://es.epa.gov/ncer/fellow/recipients/gro_fellow_04_under.html	116	118	00:02:03
264.	http://es.epa.gov/ncer/fellow/recipients/star_fellow01.html	116	117	00:01:55
265.	http://es.epa.gov/ncer/science/endocrine/reportspub.html	115	117	00:03:59
266.	http://es.epa.gov/ncer/childrenscenters/contacts.html	115	122	00:02:59

	Pages	Visits	Views	Average Time Viewed
267.	http://es.epa.gov/ncer/rfa/2006/2006_star_ep_hi.html	115	119	00:04:42
268.	http://es.epa.gov/ncer/p3/expo/expo_archive.html	115	121	00:02:58
269.	http://es.epa.gov/ncer/rfa/current/2003_comptox.html	115	116	00:03:43
270.	http://es.epa.gov/ncer/publications/nano/	115	127	00:02:46
271.	http://es.epa.gov/ncer/childrenscenters/centercontacts.html	115	118	00:02:17
272.	http://es.epa.gov/ncer/fellow/recipients/96felltbl.html	114	115	00:02:30
273.	http://es.epa.gov/ncer/p3/event_2008/audio_files/	114	128	00:01:55
274.	http://es.epa.gov/ncer/fellow/recipients/fellow98.html	113	116	00:02:04
275.	http://es.epa.gov/ncer/childrenscenters/exposuremap.html	113	116	00:02:29
276.	http://es.epa.gov/ncer/fellow/recipients/gro_undergrad_fellow06.html	113	117	00:02:31
277.	http://es.epa.gov/ncer/science/endocrine/researchproj.html	113	116	00:03:10
278.	http://es.epa.gov/ncer/rfa/2004/2004_collab_science.html	113	116	00:04:32
279.	http://es.epa.gov/ncer/fellow/contact_us.html	113	115	00:03:24
280.	http://es.epa.gov/ncer/childrenscenters/locations.html	113	116	00:02:54
281.	http://es.epa.gov/ncer/childrenscenters/illinois.html	112	114	00:02:49
282.	http://es.epa.gov/ncer/publications/terms/tscs05.html	112	116	00:05:15
283.	http://es.epa.gov/ncer/p3/solopen.html	112	114	00:02:00
284.	http://es.epa.gov/ncer/fellow/recipients/fellow00.html	112	112	00:01:51
285.	http://es.epa.gov/ncer/science/tse/success.html	112	114	00:03:44
286.	http://es.epa.gov/ncer/cns/programs.html	112	117	00:02:48
287.	http://es.epa.gov/ncer/fellow/recipients/gro_undergrad_fellow05.html	112	116	00:02:02
288.	http://es.epa.gov/ncer/rfa/2005/2005_hsa_impacts_research.html	111	112	00:04:34
289.	http://es.epa.gov/ncer/rfa/archive/grants/02/02trib_risk.html	111	114	00:03:30
290.	http://es.epa.gov/ncer/fellow/recipients/mai_fellow02.html	111	113	00:02:17
291.	http://es.epa.gov/ncer/publications/overview/	111	116	00:03:24
292.	http://es.epa.gov/ncer/centers/	111	123	00:03:36

	Pages	Visits	Views	Average Time Viewed
293.	http://es.epa.gov/ncer/fellow/recipients/gro_fellow04.html	111	114	00:02:02
294.	http://es.epa.gov/ncer/events/news/2007/05_03_07_award.html	111	115	00:03:06
295.	http://es.epa.gov/ncer/childrenscenters/newjersey.html	111	112	00:02:30
296.	http://es.epa.gov/ncer/p3/expo/forms.html	111	115	00:03:30
297.	http://es.epa.gov/ncer/p3/event_2006/2006_competitors.html	110	140	00:02:18
298.	http://es.epa.gov/ncer/fellow/recipients/gro_fellow05.html	110	114	00:02:07
299.	http://es.epa.gov/ncer/other/archive/	110	124	00:02:20
300.	http://es.epa.gov/ncer/sbir/08awards/	110	205	00:01:25
301.	http://es.epa.gov/ncer/science/economics/economics.html	109	113	00:03:31
302.	http://es.epa.gov/ncer/nano/research/nano_remediation.html	109	112	00:01:39
303.	http://es.epa.gov/ncer/fellow/recipients/gro_fellow06.html	109	111	00:01:58
304.	http://es.epa.gov/ncer/science/drinkingwater/solicitations.html	109	112	00:01:53
305.	http://es.epa.gov/ncer/biodiversity/events.html	109	110	00:01:56
306.	http://es.epa.gov/ncer/p3/event_2008/08_date_loc.html	108	114	00:00:46
307.	http://es.epa.gov/ncer/p3/peerreview.html	108	113	00:03:15
308.	http://es.epa.gov/ncer/publications/workshop/10_26_05/abstracts/veranth.html	107	117	00:00:38
309.	http://es.epa.gov/ncer/science/drinkingwater/recipients.html	107	109	00:03:36
310.	http://es.epa.gov/ncer/fellow/recipients/felltbl.html	107	109	00:02:44
311.	http://es.epa.gov/ncer/fellow/recipients/mai_fellow_01_under.html	107	109	00:01:26
312.	http://es.epa.gov/ncer/cns/solicit.html	106	106	00:02:26
313.	http://es.epa.gov/ncer/fellow/recipients/gro_fellow03.html	106	108	00:02:13
314.	http://es.epa.gov/ncer/events/news/2006/12_14_06_feature.html	106	107	00:03:29
315.	http://es.epa.gov/ncer/events/calendar/2009/feb19/agenda.html	106	115	00:03:57
316.	http://es.epa.gov/ncer/events/news/2006/09_29_06_p3.html	106	107	00:01:53
317.	http://es.epa.gov/ncer/events/news/2006/	106	114	00:02:33
318.	http://es.epa.gov/ncer/fellow/recipients/mai_graduated_fellow00.html	106	110	00:02:22

	Pages	Visits	Views	Average Time Viewed
319.	http://es.epa.gov/ncer/childrenscenters/cincinnati.html	106	113	00:02:04
320.	http://es.epa.gov/ncer/rfa/2004/2004_source_pm.html	106	109	00:04:08
321.	http://es.epa.gov/ncer/rfa/2004/2004_low_dose.html	106	109	00:04:25
322.	http://es.epa.gov/ncer/rfa/archive/grants/07/	106	118	00:02:25
323.	http://es.epa.gov/ncer/fellow/recipient/mai_fellow_97_under.htm	105	108	00:02:08
324.	http://es.epa.gov/ncer/cns/themes.html	105	106	00:02:18
325.	http://es.epa.gov/ncer/rfa/2005/2005_ecohab.html	105	105	00:04:04
326.	http://es.epa.gov/ncer/science/pm/solicitations.html	105	105	00:05:19
327.	http://es.epa.gov/ncer/fellow/recipient/97felltbl.html	105	106	00:03:05
328.	http://es.epa.gov/ncer/rfa/2008/2008_star_healtheffects.html	104	111	00:03:18
329.	http://es.epa.gov/ncer/rfa/2004/2004_glakes_foodweb.html	104	109	00:03:27
330.	http://es.epa.gov/ncer/rfa/current/2003_nano.html	104	105	00:04:16
331.	http://es.epa.gov/ncer/childrenscenters/additional_resources.html	104	111	00:02:07
332.	http://es.epa.gov/ncer/fellow/recipient/mai_fellow_99_under.htm	103	104	00:02:35
333.	http://es.epa.gov/ncer/rfa/current/2003_enviro_stat.html	103	104	00:02:29
334.	http://es.epa.gov/ncer/events/calendar/2006/sep14/logistics.html	103	110	00:02:24
335.	http://es.epa.gov/ncer/p3/press/04_22_07.html	103	104	00:01:39
336.	http://es.epa.gov/ncer/science/economics/recipient.html	103	109	00:02:59
337.	http://es.epa.gov/ncer/rfa/archive/grants/02/02globalimpact.html	103	105	00:03:30
338.	http://es.epa.gov/ncer/p3/project_websites/2005/2005_phase_1_project_websites.html	102	108	00:02:57
339.	http://es.epa.gov/ncer/rfa/2004/2004_pm_research.html	102	114	00:04:23
340.	http://es.epa.gov/ncer/fellow/forum/conference/08/may19/logistics.html	102	107	00:02:41
341.	http://es.epa.gov/ncer/science/endocrine/highlights.html	102	103	00:02:05
342.	http://es.epa.gov/ncer/fellow/recipient/mai_fellow_03_under.htm	102	103	00:02:32

	Pages	Visits	Views	Average Time Viewed
343.	http://es.epa.gov/ncer/childrenscenters/goals.html	102	105	00:02:33
344.	http://es.epa.gov/ncer/events/news/2005/11_17_05_feature.html	102	103	00:03:04
345.	http://es.epa.gov/ncer/events/news/2003/01_15_03a.html	101	102	00:03:54
346.	http://es.epa.gov/ncer/fellow/recipients/mai_fellow_00_under.html	101	104	00:01:39
347.	http://es.epa.gov/ncer/fellow/recipients/mai_fellow_98_under.htm	101	103	00:02:24
348.	http://es.epa.gov/ncer/rfa/2004/2004_sbirc_phase1_pac-swest.html	101	102	00:04:29
349.	http://es.epa.gov/ncer/childrenscenters/events.html	101	105	00:02:53
350.	http://es.epa.gov/ncer/fellow/recipients/mai_fellow_02_under.htm	101	106	00:02:33
351.	http://es.epa.gov/ncer/centers/eagles/	100	126	00:03:23
352.	http://es.epa.gov/ncer/science/endocrine/solicitations.html	100	101	00:02:31
353.	http://es.epa.gov/ncer/rfa/2007/2007_star_organic_pm.html	100	103	00:02:31
354.	http://es.epa.gov/ncer/events/news/2008/11_13_08_feature.html	99	103	00:02:08
355.	http://es.epa.gov/ncer/rfa/archive/sbir/	99	113	00:02:08
356.	http://es.epa.gov/ncer/p3/appoverview.html	99	104	00:02:28
357.	http://es.epa.gov/ncer/rfa/archive/grants/09/	99	108	00:03:03
358.	http://es.epa.gov/ncer/cns/meetings.html	99	102	00:03:14
359.	http://es.epa.gov/ncer/publications/meetings/	99	104	00:01:37
360.	http://es.epa.gov/ncer/science/pm/recipients.html	99	99	00:03:53
361.	http://es.epa.gov/ncer/nano/research/nano_fate_and_transport.html	98	105	00:04:27
362.	http://es.epa.gov/ncer/rfa/archive/grants/01/childvu01.html	98	98	00:03:37
363.	http://es.epa.gov/ncer/rfa/2006/2006_star_uncertainty.html	98	98	00:04:21
364.	http://es.epa.gov/ncer/rfa/2004/2004_corporate.html	97	98	00:02:39
365.	http://es.epa.gov/ncer/rfa/archive/grants/02/02marketmech.html	97	100	00:02:13
366.	http://es.epa.gov/ncer/childrenscenters/sitemap.html	97	101	00:01:47
367.	http://es.epa.gov/ncer/rfa/2004/2004_sbirc_phase1_poll-prev.html	97	99	00:04:00
368.	http://es.epa.gov/ncer/p3/phase1proof.html	96	98	00:02:32

	Pages	Visits	Views	Average Time Viewed
369.	http://es.epa.gov/ncer/biodiversity/contact.html	96	97	00:02:50
370.	http://es.epa.gov/ncer/p3/press/awardagenda06.html	96	97	00:02:45
371.	http://es.epa.gov/ncer/events/news/2007/	96	107	00:03:46
372.	http://es.epa.gov/ncer/science/economics/results3.html	95	97	00:02:20
373.	http://es.epa.gov/ncer/rfa/archive/grants/04/	95	102	00:02:49
374.	http://es.epa.gov/ncer/science/pm/other.html	95	96	00:03:07
375.	http://es.epa.gov/ncer/cns/partners.html	95	95	00:02:30
376.	http://es.epa.gov/ncer/cns/pilots.html	94	95	00:03:08
377.	http://es.epa.gov/ncer/events/news/2007/05_04_07_people.html	93	93	00:02:23
378.	http://es.epa.gov/ncer/science/economics/reviews.html	93	96	00:03:23
379.	http://es.epa.gov/ncer/rfa/archive/grants/00/kids2000.html	93	93	00:01:54
380.	http://es.epa.gov/ncer/science/globalclimate/factsheet.html	93	93	00:03:08
381.	http://es.epa.gov/ncer/p3/challengearea.html	92	93	00:02:26
382.	http://es.epa.gov/ncer/science/endocrine/newsevent.html	92	93	00:03:05
383.	http://es.epa.gov/ncer/events/news/2003/	92	109	00:02:04
384.	http://es.epa.gov/ncer/rfa/2006/2006_star_methodological.html	92	94	00:05:00
385.	http://es.epa.gov/ncer/rfa/2005/2005_ebd_rfa.html	92	94	00:06:15
386.	http://es.epa.gov/ncer/childrenscenters/outreach_docs/flvFiles2/children_and_asthma_seg3b.html	92	96	00:02:49
387.	http://es.epa.gov/ncer/p3/press/	92	96	00:03:08
388.	http://es.epa.gov/ncer/events/news/2007/10_17_07_feature.html	92	94	00:02:21
389.	http://es.epa.gov/ncer/events/news/2005/	91	106	00:02:31
390.	http://es.epa.gov/ncer/rfa/archive/grants/01/	91	98	00:01:49
391.	http://es.epa.gov/ncer/science/drinkingwater/results.html	91	94	00:02:02
392.	http://es.epa.gov/ncer/p3/forum/aaas.html	91	92	00:01:58
393.	http://es.epa.gov/ncer/fellow/forum/inventory.html	90	91	00:01:50
394.	http://es.epa.gov/ncer/events/calendar/2007/oct10/agenda.html	90	92	00:02:47
395.	http://es.epa.gov/ncer/events/news/2004/09_30_04_feature.html	90	91	00:01:47

	Pages	Visits	Views	Average Time Viewed
396.	http://es.epa.gov/ncer/rfa/2005/2005_pathogens_drinking_water.html	90	90	00:04:49
397.	http://es.epa.gov/ncer/rfa/archive/grants/96/96etannc.html	90	92	00:03:10
398.	http://es.epa.gov/ncer/p3/phase2follow.html	90	93	00:02:25
399.	http://es.epa.gov/ncer/events/news/2007/02_09_07_feature.html	90	97	00:02:30
400.	http://es.epa.gov/ncer/science/economics/results2.html	90	95	00:03:28
Subtotal for rows: 1 - 400		-	136,345	-
Other		-	142,960	-
Total		-	279,305	-

items 1-400 of 2000

Pages

	Pages	Average Time to Serve (ms)
1.	Funding Opportunities NCER ORD US EPA http://es.epa.gov/ncer/rfa/	0
2.	National Center for Environmental Research (NCER) ORD US EPA http://es.epa.gov/ncer/	0
3.	Small Business Innovation Research NCER ORD US EPA http://es.epa.gov/ncer/sbir/	0
4.	STAA NCER ORD US EPA http://es.epa.gov/ncer/staa/	0
5.	 Fellowships NCER ORD US EPA http://es.epa.gov/ncer/fellow/	0
6.	2008 Level I STAA STAA Environmental Protection Agency http://es.epa.gov/ncer/staa/annual/2008/2008level1.html	0
7.	STAR Grants and Cooperative Agreements NCER ORD US EPA http://es.epa.gov/ncer/grants/	0
8.	Novel Approaches to Improving Air Pollution Emissions Information Funding Opportunities NCER ORD US EPA http://es.epa.gov/ncer/rfa/2009/2009_star_air_pollution.html	0
9.	P3 NCER ORD US EPA http://es.epa.gov/ncer/p3/	0

	Pages	Average Time to Serve (ms)
10.	2008 Level II Scientific And Technological Achievement Awards (STAA) STAA Environmental Protection Agency http://es.epa.gov/ncer/staa/annual/2008/2008level2.html	0
11.	2008 Level III Scientific And Technological Achievement Awards (STAA) STAA Environmental Protection Agency http://es.epa.gov/ncer/staa/annual/2008/2008level3.html	0
12.	http://es.epa.gov/ncer/rfa/2009/2009_star_ecosystem_services.html	0
13.	http://es.epa.gov/ncer/events/	0
14.	http://es.epa.gov/ncer/rfa/2009/2009_star_cumulative_risk.html	0
15.	http://es.epa.gov/ncer/nano/	0
16.	http://es.epa.gov/ncer/staa/annual/2008/2008honorable.html	0
17.	http://es.epa.gov/ncerqa/	0
18.	http://es.epa.gov/ncer/rfa/forms/	0
19.	http://es.epa.gov/ncer/events/news/2009/01_31_09_feature.html	0
20.	http://es.epa.gov/ncer/rfa/2009/2009_groundgrad.html	0
21.	http://es.epa.gov/ncerqa/sbir/	0
22.	http://es.epa.gov/ncer/biodiversity/	0
23.	http://es.epa.gov/ncer/about/	0
24.	http://es.epa.gov/ncerqa/rfa/	0
25.	http://es.epa.gov/ncer/rfa/2008/2008_sbir_phase1.html	0
26.	http://es.epa.gov/ncer/childrenscenters/	0
27.	http://es.epa.gov/ncer/science/endocrine/	0
28.	http://es.epa.gov/ncer/science/pm/	0
29.	http://es.epa.gov/ncer/guidance/	0
30.	http://es.epa.gov/ncer/sbir/current_solicitation.html	0
31.	http://es.epa.gov/ncer/listserv/	0
32.	http://es.epa.gov/ncer/rfa/2008/2008_star_fellow.html	0
33.	http://es.epa.gov/ncer/events/news/2009/01_23_09_grant.html	0
34.	http://es.epa.gov/ncer/science/economics/	0
35.	http://es.epa.gov/ncer/cns/	0
36.	http://es.epa.gov/ncer/events/news/2009/01_31_09_iframe.html	0

	Pages	Average Time to Serve (ms)
37.	http://es.epa.gov/ncer/p3/current/	0
38.	http://es.epa.gov/ncer/science/drinkingwater/	0
39.	http://es.epa.gov/ncer/other/	0
40.	http://es.epa.gov/ncer/P3/expo/	0
41.	http://es.epa.gov/ncer/p3/expo/expo_2008.html	0
42.	http://es.epa.gov/ncer/publications/	0
43.	http://es.epa.gov/ncer/p3/fact_sheet.html	0
44.	http://es.epa.gov/ncer/contact_us.html	0
45.	http://es.epa.gov/ncer/staa/award_photos.html	0
46.	http://es.epa.gov/ncer/rfa/2009/2009_p3.html	0
47.	http://es.epa.gov/ncer/science/globalclimate/	0
48.	http://es.epa.gov/ncer/staa/annual/2009/current_comp.html	0
49.	http://es.epa.gov/ncer/fellow/forum/conference.html	0
50.	http://es.epa.gov/ncer/sbir/factsheet.html	0
51.	http://es.epa.gov/ncer/nano/questions/	0
52.	http://es.epa.gov/ncer/rfa/2004/2004_climate_change.html	0
53.	http://es.epa.gov/ncer/childrenscenters/autism.html	0
54.	http://es.epa.gov/ncer/fellow/forum/conference/08/may19/	0
55.	http://es.epa.gov/ncer/nano/publications/	0
56.	http://es.epa.gov/ncer/sbir/09awards/	0
57.	http://es.epa.gov/ncer/science/tse/	0
58.	http://es.epa.gov/ncer/grants/recipients_index.html	0
59.	http://es.epa.gov/ncer/publications/workshop/	0
60.	http://es.epa.gov/ncer/events/news/2008/12_29_08_feature.html	0
61.	http://es.epa.gov/ncer/rfa/archive/	0
62.	http://es.epa.gov/ncer/results/	0
63.	http://es.epa.gov/ncer/events/news/2009/01_23_09_topstory.html	0
64.	http://es.epa.gov/ncer/rfa/2008/2008_star_adaptation.html	0
65.	http://es.epa.gov/ncer/nano/research/	0
66.	http://es.epa.gov/ncer/fellow/recipients/star_fellow08.html	0
67.	http://es.epa.gov/ncer/rfa/2009/2009_star_cotmptox.html	0

	Pages	Average Time to Serve (ms)
68.	http://es.epa.gov/ncer/nano/factsheet/	0
69.	http://es.epa.gov/ncer/science/	0
70.	http://es.epa.gov/ncer/fellow/forum/conference/08/may19/agenda.html	0
71.	http://es.epa.gov/ncer/events/news/2009/01_13_09_feature.html	0
72.	http://es.epa.gov/ncer/sbir/news/	0
73.	http://es.epa.gov/ncer/events/news/2009/01_08_09_feature.html	0
74.	http://es.epa.gov/ncer/fellow/forum/pubs_96.html	0
75.	http://es.epa.gov/ncer/rfa/2005/2005_star_nano.html	0
76.	http://es.epa.gov/ncer/rfa/current/2003arsenic.html	0
77.	http://es.epa.gov/ncer/fellow/forum/pubs_95.html	0
78.	http://es.epa.gov/ncer/p3/project_websites/2008/2008awardwinners.html	0
79.	http://es.epa.gov/ncer/rfa/2008/2008_gro_grad.html	0
80.	http://es.epa.gov/ncer/events/news/2008/12_30_08b_feature.html	0
81.	http://es.epa.gov/ncer/events/news/2009/01_13_09_b_feature.html	0
82.	http://es.epa.gov/ncer/publications/starreport/	0
83.	http://es.epa.gov/ncer/childrenscenters/pesticides.html	0
84.	http://es.epa.gov/ncer/fellow/forum/publications.html	0
85.	http://es.epa.gov/ncer/guidance/faqs.html	0
86.	http://es.epa.gov/ncer/p3/teams/	0
87.	http://es.epa.gov/ncer/events/news/2009/01_13_09_c_feature.html	0
88.	http://es.epa.gov/ncer/rfa/2007/2007_star_health_indicators.html	0
89.	http://es.epa.gov/ncer/rfa/2008/2008_star_gc_wq.html	0
90.	http://es.epa.gov/ncer/rfa/2008/2008_star_gsc02.html	0
91.	http://es.epa.gov/ncer/nano/solicitation/	0
92.	http://es.epa.gov/ncer/fellow/forum/	0
93.	http://es.epa.gov/ncer/rfa/2008/2008_baa.html	0
94.	http://es.epa.gov/ncer/listserv/thank_you.html	0

	Pages	Average Time to Serve (ms)
95.	http://es.epa.gov/ncer/events/news/2009/01_14_09_news_release.html	0
96.	http://es.epa.gov/ncer/rfa/2007/2007_p3_4thannual.html	0
97.	http://es.epa.gov/ncer/sbir/success/	0
98.	http://es.epa.gov/ncer/nano/newsroom/	0
99.	http://es.epa.gov/ncer/events/news/	0
100.	http://es.epa.gov/ncer/p3/success/	0
101.	http://es.epa.gov/ncer/p3/ceremony/	0
102.	http://es.epa.gov/ncer/fellow/forum/conference/08/may19/registration.html	0
103.	http://es.epa.gov/ncer/rfa/2007/2007_star_ecoimpacts.html	0
104.	http://es.epa.gov/ncer/guidance/star_faq.html	0
105.	http://es.epa.gov/ncer/rfa/2005/2005_star_biotech.html	0
106.	http://es.epa.gov/ncer/sbir/archive/solicitations.html	0
107.	http://es.epa.gov/ncer/p3/apply/	0
108.	http://es.epa.gov/ncer/events/news/2009/04_18_09_feature.html	0
109.	http://es.epa.gov/ncer/p3/past/	0
110.	http://es.epa.gov/ncer/childrenscenters/davis.html	0
111.	http://es.epa.gov/ncer/p3/photo.html	0
112.	http://es.epa.gov/ncer/guidance/faqs/faq_gro_grad.html	0
113.	http://es.epa.gov/ncer/nano/research/nano_tox.html	0
114.	http://es.epa.gov/ncer/childrenscenters/multimedia.html	0
115.	http://es.epa.gov/ncerqa/fellow/	0
116.	http://es.epa.gov/ncer/events/news/2008/	0
117.	http://es.epa.gov/ncer/nano/relevant_meetings/	0
118.	http://es.epa.gov/ncer/biodiversity/multimedia/	0
119.	http://es.epa.gov/ncer/rfa/2008/2008_star_wetlands.html	0
120.	http://es.epa.gov/ncer/nano/lectures/	0
121.	http://es.epa.gov/ncer/rfa/archive/grants/08/	0
122.	http://es.epa.gov/ncer/p3/multimedia.html	0
123.	http://es.epa.gov/ncer/rfa/2008/2008_gro_undergrad.html	0
124.	http://es.epa.gov/ncer/rfa/archive/fellow/	0

	Pages	Average Time to Serve (ms)
125.	http://es.epa.gov/ncer/rfa/archive/grants/	0
126.	http://es.epa.gov/ncer/rfa/2008/2008_star_ecohab.html	0
127.	http://es.epa.gov/ncer/rfa/2008/2008_star_water.html	0
128.	http://es.epa.gov/ncer/rfa/2007/2007_star_nanotech.html	0
129.	http://es.epa.gov/ncer/guidance/star_images.html	0
130.	http://es.epa.gov/ncer/about/quickguide.html	0
131.	http://es.epa.gov/ncer/rfa/archive/grants/00/00humanrfa.html	0
132.	http://es.epa.gov/ncer/nano/links/	0
133.	http://es.epa.gov/ncer/nano/research/nano_green.html	0
134.	http://es.epa.gov/ncer/p3/become_exhibitor.html	0
135.	http://es.epa.gov/ncer/childrenscenters/columbia.html	0
136.	http://es.epa.gov/ncer/rfa/2008/2008_star_climate_change.html	0
137.	http://es.epa.gov/ncer/p3/news.html	0
138.	http://es.epa.gov/ncer/publications/research_results_synthesis/	0
139.	http://es.epa.gov/ncer/sbir/workshops.html	0
140.	http://es.epa.gov/ncer/publications/bibliometrics/	0
141.	http://es.epa.gov/ncer/childrenscenters/faqs.html	0
142.	http://es.epa.gov/ncer/childrenscenters/duke.html	0
143.	http://es.epa.gov/ncer/rfa/2007/2007_biodiversity_health.html	0
144.	http://es.epa.gov/ncerqa/grants/	0
145.	http://es.epa.gov/ncer/p3/info/partners.html	0
146.	http://es.epa.gov/ncer/rfa/2006/2006_star_cns.html	0
147.	http://es.epa.gov/ncer/sbir/presentations.html	0
148.	http://es.epa.gov/ncer/rfa/2007/2007_sbir_phase1.html	0
149.	http://es.epa.gov/ncer/p3/project_websites/2007/2007awardwinners.html	0
150.	http://es.epa.gov/ncer/p3/partners/	0
151.	http://es.epa.gov/ncer/p3/info/cosponsors.html	0

	Pages	Average Time to Serve (ms)
152.	http://es.epa.gov/ncer/rfa/2006/2006_star_fellow.html	0
153.	http://es.epa.gov/ncer/rfa/2008/2008_p3.html	0
154.	http://es.epa.gov/ncer/rfa/2004/2004_air_poll_em.html	0
155.	http://es.epa.gov/ncer/fellow/posters/	0
156.	http://es.epa.gov/ncer/fellow/gro/	0
157.	http://es.epa.gov/ncer/guidance/qa.html	0
158.	http://es.epa.gov/ncer/biodiversity/recipients.html	0
159.	http://es.epa.gov/ncer/events/news/2008/03_25_08_topstory.html	0
160.	http://es.epa.gov/ncer/rfa/2004/2005_star_grad_fellow.html	0
161.	http://es.epa.gov/ncer/rfa/2006/2006_sbirs_phases1.html	0
162.	http://es.epa.gov/ncer/staa/about_staa.html	0
163.	http://es.epa.gov/ncer/p3/forum/	0
164.	http://es.epa.gov/ncer/fellow/abstracts/	0
165.	http://es.epa.gov/ncer/childrenscenters/research_areas.html	0
166.	http://es.epa.gov/ncer/childrenscenters/harvard.html	0
167.	http://es.epa.gov/ncer/fellow/recipients/star_fellow07.html	0
168.	http://es.epa.gov/ncer/sbir/program/	0
169.	http://es.epa.gov/ncer/rfa/2007/2007_star_fellow.html	0
170.	http://es.epa.gov/ncer/fellow/recipients/star_fellow03.html	0
171.	http://es.epa.gov/ncer/childrenscenters/basic_info.html	0
172.	http://es.epa.gov/ncer/rfa/2006/2006_gro_fellow.html	0
173.	http://es.epa.gov/ncer/p3/overviews.html	0
174.	http://es.epa.gov/ncer/publications/archive/csdoc.html	0
175.	http://es.epa.gov/ncer/events/news/2002/	0
176.	http://es.epa.gov/ncer/p3/expo/events.html	0
177.	http://es.epa.gov/ncer/fellow/recipients/star_fellow05.html	0
178.	http://es.epa.gov/ncer/childrenscenters/newsroom.html	0
179.	http://es.epa.gov/ncer/biodiversity/solicitation.html	0

	Pages	Average Time to Serve (ms)
180.	http://es.epa.gov/ncer/rfa/special_announcements.html	0
181.	http://es.epa.gov/ncer/p3/grantrecip.html	0
182.	http://es.epa.gov/ncer/p3/info/media.html	0
183.	http://es.epa.gov/ncer/P3/forms/	0
184.	http://es.epa.gov/ncer/fellow/recipients/gro_fellow08.html	0
185.	http://es.epa.gov/ncer/fellow/recipients/gro_undergrad_fellow08.html	0
186.	http://es.epa.gov/ncer/childrenscenters/communities.html	0
187.	http://es.epa.gov/ncer/childrenscenters/asthma.html	0
188.	http://es.epa.gov/ncer/childrenscenters/outreach.html	0
189.	http://es.epa.gov/ncer/biodiversity/background.html	0
190.	http://es.epa.gov/ncer/publications/sbir/	0
191.	http://es.epa.gov/ncer/biodiversity/workshop.html	0
192.	http://es.epa.gov/ncer/rfa/current/2004_grad_fellow.html	0
193.	http://es.epa.gov/ncer/childrenscenters/usc.html	0
194.	http://es.epa.gov/ncer/childrenscenters/biographies.html	0
195.	http://es.epa.gov/ncer/cns/news.html	0
196.	http://es.epa.gov/ncer/rfa/2006/2006_star_gc_aq.html	0
197.	http://es.epa.gov/ncer/rfa/2005/2005_sbir_phase1.html	0
198.	http://es.epa.gov/ncer/rfa/2005/2005_nonlinear_responses.html	0
199.	http://es.epa.gov/ncer/guidance/faqs/faq_gro_undergrad.html	0
200.	http://es.epa.gov/ncer/childrenscenters/results.html	0
201.	http://es.epa.gov/ncer/publications/nano/purpose.html	0
202.	http://es.epa.gov/ncer/fellow/recipients/star_fellow06.html	0
203.	http://es.epa.gov/ncer/rfa/2006/2006_star_cafos.html	0
204.	http://es.epa.gov/ncer/venturecapital/	0

	Pages	Average Time to Serve (ms)
205.	http://es.epa.gov/ncer/rfa/2004/2005_gro_und_ergrad_fellow.html	0
206.	http://es.epa.gov/ncer/sbir/success_story_form.html	0
207.	http://es.epa.gov/ncer/rfa/archive/grants/01/global01.html	0
208.	http://es.epa.gov/ncer/publications/terms/phase1_tc.html	0
209.	http://es.epa.gov/ncer/rfa/2004/2004_sbir_phase1.html	0
210.	http://es.epa.gov/ncer/p3/info/	0
211.	http://es.epa.gov/ncer/centers/airpm/sab/report.html	0
212.	http://es.epa.gov/ncer/nano/research/particle_index.html	0
213.	http://es.epa.gov/ncer/p3/project_websites/2008/	0
214.	http://es.epa.gov/ncer/publications/terms/phase2_tc.html	0
215.	http://es.epa.gov/ncer/science/pm/2008sab/	0
216.	http://es.epa.gov/ncer/p3/contact.html	0
217.	http://es.epa.gov/ncer/childrenscenters/berkeley.html	0
218.	http://es.epa.gov/ncer/events/news/2008/03_03_08_topstory.html	0
219.	http://es.epa.gov/ncer/rfa/2008/2008_star_novelapproaches.html	0
220.	http://es.epa.gov/ncer/childrenscenters/hopkins.html	0
221.	http://es.epa.gov/ncer/childrenscenters/sinai.html	0
222.	http://es.epa.gov/ncer/rfa/current/sbir_phase1.html	0
223.	http://es.epa.gov/ncer/biodiversity/programs.html	0
224.	http://es.epa.gov/ncer/science/globalclimate/solicitations.html	0
225.	http://es.epa.gov/ncer/events/news/2009/01_23_09_iframe.html	0
226.	http://es.epa.gov/ncer/p3/other/	0
227.	http://es.epa.gov/ncer/childrenscenters/washington.html	0
228.	http://es.epa.gov/ncer/science/pm/centers.html	0
229.	http://es.epa.gov/ncer/rfa/2006/2006_gro_und_ergrad_fellow.html	0

	Pages	Average Time to Serve (ms)
230.	http://es.epa.gov/ncer/fellow/gro/newsletter_archive_index.html	0
231.	http://es.epa.gov/ncer/science/pm/results4.html	0
232.	http://es.epa.gov/ncer/p3/designs_sustain_rfp.html	0
233.	http://es.epa.gov/ncer/rfa/2006/2006_p3.html	0
234.	http://es.epa.gov/ncer/fellow/recipients/gro_undergrad_fellow07.html	0
235.	http://es.epa.gov/ncer/rfa/archive/grants/01/futures.html	0
236.	http://es.epa.gov/ncer/staa/annual/	0
237.	http://es.epa.gov/ncer/p3/expo/faq.html	0
238.	http://es.epa.gov/ncer/biodiversity/selreading.html	0
239.	http://es.epa.gov/ncer/p3/project_websites/2006/2006awardwinners.html	0
240.	http://es.epa.gov/ncer/p3/expo/logistics.html	0
241.	http://es.epa.gov/ncer/rfa/2005/2005_decision_support_sys.html	0
242.	http://es.epa.gov/ncer/childrenscenters/newinvestigators.html	0
243.	http://es.epa.gov/ncer/fellow/recipients/star_fellow04.html	0
244.	http://es.epa.gov/ncer/rfa/current/2003_global_change.html	0
245.	http://es.epa.gov/ncer/science/globalclimate/recipients.html	0
246.	http://es.epa.gov/ncer/multimedia.html	0
247.	http://es.epa.gov/ncer/rfa/2004/2004_manufactured_nano.html	0
248.	http://es.epa.gov/ncer/rfa/2004/2005_gro_grad_fellow.html	0
249.	http://es.epa.gov/ncer/childrenscenters/chemical.html	0
250.	http://es.epa.gov/ncer/rfa/2004/2004_aqua_sy.html	0
251.	http://es.epa.gov/ncer/fellow/recipients/fellow99.html	0
252.	http://es.epa.gov/ncer/fellow/recipients/gro_fellow07.html	0
253.	http://es.epa.gov/ncer/publications/handouts/	0
254.	http://es.epa.gov/ncer/fellow/recipients/mai_fellow01.html	0

	Pages	Average Time to Serve (ms)
255.	http://es.epa.gov/ncer/rfa/current/2004_arsenic.html	0
256.	http://es.epa.gov/ncer/fellow/testimonials/	0
257.	http://es.epa.gov/ncer/p3/event_2009/09_date_loc.html	0
258.	http://es.epa.gov/ncer/events/news/2003/nas_special.html	0
259.	http://es.epa.gov/ncer/events/news/2007/02_28_07_award.html	0
260.	http://es.epa.gov/ncer/p3/addawards.html	0
261.	http://es.epa.gov/ncer/publications/archive/	0
262.	http://es.epa.gov/ncer/fellows/	0
263.	http://es.epa.gov/ncer/fellow/recipients/gro_fellow_04_under.html	0
264.	http://es.epa.gov/ncer/fellow/recipients/star_fellow01.html	0
265.	http://es.epa.gov/ncer/science/endocrine/reportspub.html	0
266.	http://es.epa.gov/ncer/childrenscenters/contacts.html	0
267.	http://es.epa.gov/ncer/rfa/2006/2006_star_ephi.html	0
268.	http://es.epa.gov/ncer/p3/expo/expo_archive.html	0
269.	http://es.epa.gov/ncer/rfa/current/2003_comptox.html	0
270.	http://es.epa.gov/ncer/publications/nano/	0
271.	http://es.epa.gov/ncer/childrenscenters/centercontacts.html	0
272.	http://es.epa.gov/ncer/fellow/recipients/96felltbl.html	0
273.	http://es.epa.gov/ncer/p3/event_2008/audio_files/	0
274.	http://es.epa.gov/ncer/fellow/recipients/fellow98.html	0
275.	http://es.epa.gov/ncer/childrenscenters/exposuremap.html	0
276.	http://es.epa.gov/ncer/fellow/recipients/gro_undergrad_fellow06.html	0
277.	http://es.epa.gov/ncer/science/endocrine/researchproj.html	0
278.	http://es.epa.gov/ncer/rfa/2004/2004_collab_science.html	0
279.	http://es.epa.gov/ncer/fellow/contact_us.html	0

	Pages	Average Time to Serve (ms)
280.	http://es.epa.gov/ncer/childrenscenters/locations.html	0
281.	http://es.epa.gov/ncer/childrenscenters/illinois.html	0
282.	http://es.epa.gov/ncer/publications/terms/tscs05.html	0
283.	http://es.epa.gov/ncer/p3/solopen.html	0
284.	http://es.epa.gov/ncer/fellow/recipients/fellow00.html	0
285.	http://es.epa.gov/ncer/science/tse/success.html	0
286.	http://es.epa.gov/ncer/cns/programs.html	0
287.	http://es.epa.gov/ncer/fellow/recipients/gro_undergrad_fellow05.html	0
288.	http://es.epa.gov/ncer/rfa/2005/2005_hsa_impacts_research.html	0
289.	http://es.epa.gov/ncer/rfa/archive/grants/02/02trib_risk.html	0
290.	http://es.epa.gov/ncer/fellow/recipients/mai_fellow02.html	0
291.	http://es.epa.gov/ncer/publications/overview/	0
292.	http://es.epa.gov/ncer/centers/	0
293.	http://es.epa.gov/ncer/fellow/recipients/gro_fellow04.html	0
294.	http://es.epa.gov/ncer/events/news/2007/05_03_07_award.html	0
295.	http://es.epa.gov/ncer/childrenscenters/newjersey.html	0
296.	http://es.epa.gov/ncer/p3/expo/forms.html	0
297.	http://es.epa.gov/ncer/p3/event_2006/2006_competitors.html	0
298.	http://es.epa.gov/ncer/fellow/recipients/gro_fellow05.html	0
299.	http://es.epa.gov/ncer/other/archive/	0
300.	http://es.epa.gov/ncer/sbir/08awards/	0
301.	http://es.epa.gov/ncer/science/economics/economics.html	0
302.	http://es.epa.gov/ncer/nano/research/nano_remediation.html	0
303.	http://es.epa.gov/ncer/fellow/recipients/gro_fellow06.html	0
304.	http://es.epa.gov/ncer/science/drinkingwater/solicitations.html	0
305.	http://es.epa.gov/ncer/biodiversity/events.html	0
306.	http://es.epa.gov/ncer/p3/event_2008/08_date_loc.html	0

	Pages	Average Time to Serve (ms)
307.	http://es.epa.gov/ncer/p3/peerreview.html	0
308.	http://es.epa.gov/ncer/publications/workshop/10_26_05/abstracts/veranth.html	0
309.	http://es.epa.gov/ncer/science/drinkingwater/recipients.html	0
310.	http://es.epa.gov/ncer/fellow/recipients/felltbl.html	0
311.	http://es.epa.gov/ncer/fellow/recipients/mai_fellow_01_under.html	0
312.	http://es.epa.gov/ncer/cns/solicit.html	0
313.	http://es.epa.gov/ncer/fellow/recipients/gro_fellow03.html	0
314.	http://es.epa.gov/ncer/events/news/2006/12_14_06_feature.html	0
315.	http://es.epa.gov/ncer/events/calendar/2009/feb19/agenda.html	0
316.	http://es.epa.gov/ncer/events/news/2006/09_29_06_p3.html	0
317.	http://es.epa.gov/ncer/events/news/2006/	0
318.	http://es.epa.gov/ncer/fellow/recipients/mai_graduated_fellow00.html	0
319.	http://es.epa.gov/ncer/childrenscenters/cincinnati.html	0
320.	http://es.epa.gov/ncer/rfa/2004/2004_source_pm.html	0
321.	http://es.epa.gov/ncer/rfa/2004/2004_low_dose.html	0
322.	http://es.epa.gov/ncer/rfa/archive/grants/07/	0
323.	http://es.epa.gov/ncer/fellow/recipients/mai_fellow_97_under.htm	0
324.	http://es.epa.gov/ncer/cns/themes.html	0
325.	http://es.epa.gov/ncer/rfa/2005/2005_ecohab.html	0
326.	http://es.epa.gov/ncer/science/pm/solicitations.html	0
327.	http://es.epa.gov/ncer/fellow/recipients/97felltbl.html	0
328.	http://es.epa.gov/ncer/rfa/2008/2008_star_heltheffects.html	0
329.	http://es.epa.gov/ncer/rfa/2004/2004_glakes_foodweb.html	0
330.	http://es.epa.gov/ncer/rfa/current/2003_nano.html	0
331.	http://es.epa.gov/ncer/childrenscenters/additional_resources.html	0

	Pages	Average Time to Serve (ms)
332.	http://es.epa.gov/ncer/fellow/recipients/mai_fellow_99_under.htm	0
333.	http://es.epa.gov/ncer/rfa/current/2003_enviro_stat.html	0
334.	http://es.epa.gov/ncer/events/calendar/2006/sep14/logistics.html	0
335.	http://es.epa.gov/ncer/p3/press/04_22_07.html	0
336.	http://es.epa.gov/ncer/science/economics/recipients.html	0
337.	http://es.epa.gov/ncer/rfa/archive/grants/02/02globalimpact.html	0
338.	http://es.epa.gov/ncer/p3/project_websites/2005/2005_phase_1_project_websites.html	0
339.	http://es.epa.gov/ncer/rfa/2004/2004_pm_rese_arch.html	0
340.	http://es.epa.gov/ncer/fellow/forum/conference/08/may19/logistics.html	0
341.	http://es.epa.gov/ncer/science/endocrine/highlights.html	0
342.	http://es.epa.gov/ncer/fellow/recipients/mai_fellow_03_under.htm	0
343.	http://es.epa.gov/ncer/childrenscenters/goals.html	0
344.	http://es.epa.gov/ncer/events/news/2005/11_17_05_feature.html	0
345.	http://es.epa.gov/ncer/events/news/2003/01_15_03a.html	0
346.	http://es.epa.gov/ncer/fellow/recipients/mai_fellow_00_under.html	0
347.	http://es.epa.gov/ncer/fellow/recipients/mai_fellow_98_under.htm	0
348.	http://es.epa.gov/ncer/rfa/2004/2004_sbir_phase1_pac-swest.html	0
349.	http://es.epa.gov/ncer/childrenscenters/events.html	0
350.	http://es.epa.gov/ncer/fellow/recipients/mai_fellow_02_under.htm	0
351.	http://es.epa.gov/ncer/centers/eagles/	0
352.	http://es.epa.gov/ncer/science/endocrine/solicitations.html	0
353.	http://es.epa.gov/ncer/rfa/2007/2007_star_organic_pm.html	0
354.	http://es.epa.gov/ncer/events/news/2008/11_13_08_feature.html	0
355.	http://es.epa.gov/ncer/rfa/archive/sbir/	0
356.	http://es.epa.gov/ncer/p3/appoverview.html	0

	Pages	Average Time to Serve (ms)
357.	http://es.epa.gov/ncer/rfa/archive/grants/09/	0
358.	http://es.epa.gov/ncer/cns/meetings.html	0
359.	http://es.epa.gov/ncer/publications/meetings/	0
360.	http://es.epa.gov/ncer/science/pm/recipients.html	0
361.	http://es.epa.gov/ncer/nano/research/nano_fate_and_transport.html	0
362.	http://es.epa.gov/ncer/rfa/archive/grants/01/childvu01.html	0
363.	http://es.epa.gov/ncer/rfa/2006/2006_star_uncertainty.html	0
364.	http://es.epa.gov/ncer/rfa/2004/2004_corporate.html	0
365.	http://es.epa.gov/ncer/rfa/archive/grants/02/02marketmech.html	0
366.	http://es.epa.gov/ncer/childrenscenters/sitemap.html	0
367.	http://es.epa.gov/ncer/rfa/2004/2004_sbir_phase1_poll-prev.html	0
368.	http://es.epa.gov/ncer/p3/phase1proof.html	0
369.	http://es.epa.gov/ncer/biodiversity/contact.html	0
370.	http://es.epa.gov/ncer/p3/press/awardagenda06.html	0
371.	http://es.epa.gov/ncer/events/news/2007/	0
372.	http://es.epa.gov/ncer/science/economics/results3.html	0
373.	http://es.epa.gov/ncer/rfa/archive/grants/04/	0
374.	http://es.epa.gov/ncer/science/pm/other.html	0
375.	http://es.epa.gov/ncer/cns/partners.html	0
376.	http://es.epa.gov/ncer/cns/pilots.html	0
377.	http://es.epa.gov/ncer/events/news/2007/05_04_07_people.html	0
378.	http://es.epa.gov/ncer/science/economics/reviews.html	0
379.	http://es.epa.gov/ncer/rfa/archive/grants/00/kids2000.html	0
380.	http://es.epa.gov/ncer/science/globalclimate/factsheet.html	0
381.	http://es.epa.gov/ncer/p3/challengearea.html	0
382.	http://es.epa.gov/ncer/science/endocrine/newsevent.html	0
383.	http://es.epa.gov/ncer/events/news/2003/	0
384.	http://es.epa.gov/ncer/rfa/2006/2006_star_methodological.html	0

	Pages	Average Time to Serve (ms)
385.	http://es.epa.gov/ncer/rfa/2005/2005_ebd_rfa.html	0
386.	http://es.epa.gov/ncer/childrenscenters/outreach_docs/flvFiles2/children_and_asthma_seg3b.html	0
387.	http://es.epa.gov/ncer/p3/press/	0
388.	http://es.epa.gov/ncer/events/news/2007/10_17_07_feature.html	0
389.	http://es.epa.gov/ncer/events/news/2005/	0
390.	http://es.epa.gov/ncer/rfa/archive/grants/01/	0
391.	http://es.epa.gov/ncer/science/drinkingwater/results.html	0
392.	http://es.epa.gov/ncer/p3/forum/aaas.html	0
393.	http://es.epa.gov/ncer/fellow/forum/inventory.html	0
394.	http://es.epa.gov/ncer/events/calendar/2007/oct10/agenda.html	0
395.	http://es.epa.gov/ncer/events/news/2004/09_30_04_feature.html	0
396.	http://es.epa.gov/ncer/rfa/2005/2005_pathogens_drinking_water.html	0
397.	http://es.epa.gov/ncer/rfa/archive/grants/96/96etannc.html	0
398.	http://es.epa.gov/ncer/p3/phase2follow.html	0
399.	http://es.epa.gov/ncer/events/news/2007/02_09_07_feature.html	0
400.	http://es.epa.gov/ncer/science/economics/results2.html	0
Subtotal for rows: 1 - 400		-
Other		-
Total		-

items 1-400 of 2000

Pages - Help Card



Column Definitions

Pages

Any displayed page. You can specify for each profile the types of files that qualify as a page. These settings can be changed by the WebTrends administrator.

Visits

Number of visits to this page. A visit is a series of actions that begins when a visitor views the first page from the server, and ends when the visitor leaves the site or remains idle beyond the idle-time limit. The default idle-time limit is thirty minutes. This time limit can be changed by the system administrator.

Views

Number of times this page was viewed by visitors.

Average Time Viewed

Average length of time the specified page was viewed. (The format is hh:mm:ss - hours:minutes:seconds.)

Average Time to Serve

Average amount of time (in milliseconds) it took to serve each document during the specified time interval. The time to serve spans from the time the server got a page request until it transmitted all the data.

Note: Zero values in this column probably indicates that your web server is not logging Time to Serve information.



Report Descriptions

Pages with good content and design are more likely to attract visitors and be revisited. Less popular pages on a site can be made more appealing by improving the content or incorporating design elements similar to that on the more important pages. Always remember that people are far more interested in content than in design, and average view times can help determine which content is most important to your visitors.

Content Groups

This report identifies the most popular groups of web site pages and how often they were visited.

Content Groups by Visits Trend

No data is available for this graph.

Content Groups by Visits

No data is available for this graph.

Content Groups

No data is available for this table.

Content Groups - Help Card



Column Definitions

Content Group

A defined group of web pages with specific things in common, such as the same types of products, services, or information.

Visits

Number of visits where the visitor viewed at least one page in the specified content group. A visit is a series of actions that begins when a visitor views their first page from the server, and ends when the visitor leaves the site or remains idle beyond the idle-time limit. The default idle-time limit is thirty minutes. This time limit can be changed by the system administrator.

Hits

Each file requested by a visitor registers as a hit. There can be several hits on each page. While the volume of hits reflects the amount of server traffic, it is not an accurate reflection of the number of pages viewed.



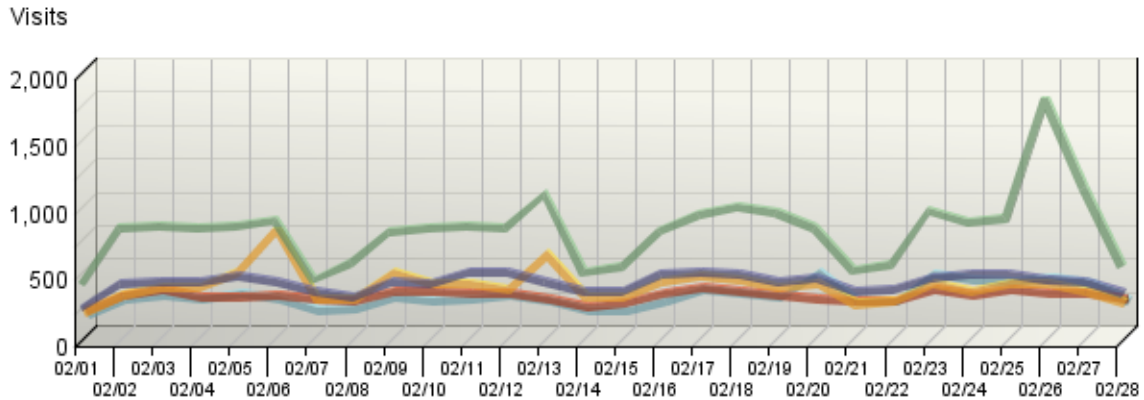
Report Descriptions

The information on this page can show you which content groups were most popular. This will reveal the reasons people visit your web site, and what is most interesting and least interesting to them.

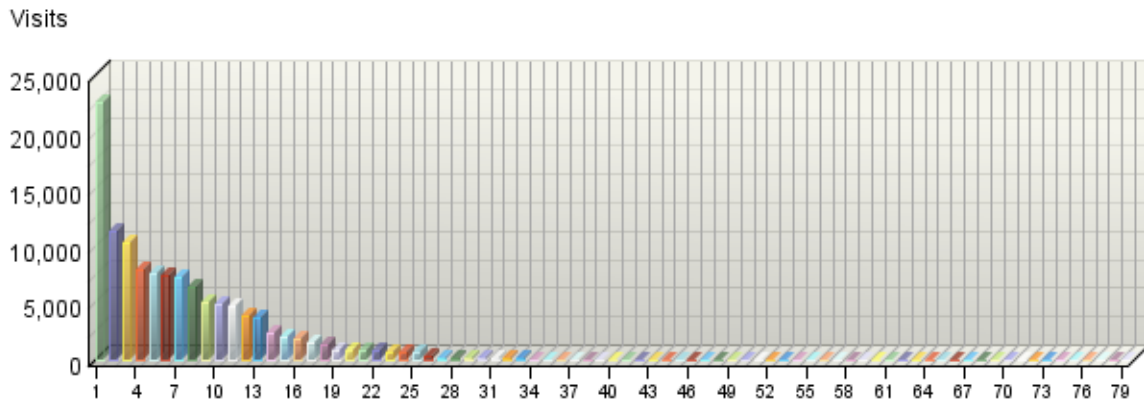
Directories

This report lists the most commonly accessed directories on your web site. This information can help determine the types of data most often requested.

Directories by Visits Trend



Directories by Visits



Directories

	Path To Directory	Visits	Hits	Kbytes Transferred
1.	http://es.epa.gov/ncer/rfa	22,687	53,044	3,039,747
2.	http://es.epa.gov/ncer/publications	11,333	68,632	22,115,253
3.	http://es.epa.gov/ncer/events	10,320	48,006	3,132,072
4.	http://es.epa.gov/ncer/p3	7,939	48,667	1,552,525

	Path To Directory	Visits	Hits	Kbytes Transferred
5.	http://es.epa.gov/ncer/sbir	7,568	18,296	1,154,508
6.	http://es.epa.gov/ncer/childrenscenters	7,382	41,859	13,840,906
7.	http://es.epa.gov/ncer/fellow	7,300	20,969	1,702,081
8.	http://es.epa.gov/ncer/	6,407	13,814	144,739
9.	http://es.epa.gov/ncer/nano	4,997	29,713	4,306,322
10.	http://es.epa.gov/ncer/science	4,902	15,248	1,180,016
11.	http://es.epa.gov/ncer/staa	4,664	20,080	534,548
12.	http://es.epa.gov/ncerqa	3,956	5,974	0
13.	http://es.epa.gov/ncer/index_files	3,758	4,295	110,771
14.	http://es.epa.gov/ncer/grants	2,361	3,455	78,931
15.	http://es.epa.gov/ncer/biodiversity	2,053	5,797	480,969
16.	http://es.epa.gov/ncer/guidance	1,789	3,080	61,453
17.	http://es.epa.gov/ncerqa_abstracts	1,587	6,678	0
18.	http://es.epa.gov/ncer/styles	1,320	1,738	3,214
19.	http://es.epa.gov/ncer/centers	907	2,449	96,405
20.	http://es.epa.gov/ncer/cns	896	1,567	23,638
21.	http://es.epa.gov/ncer/about	827	940	14,389
22.	http://es.epa.gov/ncer/results	798	1,566	23,804
23.	http://es.epa.gov/ncer/other	698	905	42,975
24.	http://es.epa.gov/ncer/Scripts	624	699	4,163
25.	http://es.epa.gov/ncer/listserv	622	2,611	48,879
26.	http://es.epa.gov/ncer/cbra	268	782	159,819
27.	http://es.epa.gov/ncer/venturecapital	178	240	2,384
28.	http://es.epa.gov/ncer/news	148	216	739
29.	http://es.epa.gov/cgi-bin	142	168	0
30.	http://es.epa.gov/ncer/fellows	130	144	7,178
31.	http://es.epa.gov/ncer/multimedia	105	204	97,730
32.	http://es.epa.gov/ncer/images	99	148	1,115
33.	http://es.epa.gov/ncer/early	96	130	315
34.	http://es.epa.gov/ncer/mailing	77	102	23,849
35.	http://es.epa.gov/stats	61	381	240,538
36.	http://es.epa.gov/ncer/2008drinkingwater	55	120	1,106
37.	http://es.epa.gov/ncer/p3recipients	42	63	403
38.	http://es.epa.gov/ncer/08CEIN	42	76	26
39.	http://es.epa.gov/ncer/pm	40	64	6
40.	http://es.epa.gov/ncer/decade_childrens_research	40	80	7
41.	http://es.epa.gov/ncer/search	38	40	19
42.	http://es.epa.gov/ncer/2005bioinformatics	37	43	405
43.	http://es.epa.gov/ncer/06fellowships	35	46	544

	Path To Directory	Visits	Hits	Kbytes Transferred
44.	http://es.epa.gov/ncer/08fellowships	35	61	13
45.	http://es.epa.gov/ncerqa.sbir	35	35	0
46.	http://es.epa.gov/ncer/07biodiversity	35	57	15
47.	http://es.epa.gov/ncer/progress	31	34	516
48.	http://es.epa.gov/ncer/briefings	29	476	68,841
49.	http://es.epa.gov/ncer_old	22	22	58
50.	http://es.epa.gov/ncer/pdf	19	21	107
51.	http://es.epa.gov/ncer/recipients	19	30	234
52.	http://es.epa.gov/ncer/nano2005	19	29	199
53.	http://es.epa.gov/ncer/06global	18	31	3
54.	http://es.epa.gov/ncer/2007cns	17	33	13
55.	http://es.epa.gov/ncer/epscor	13	14	235
56.	http://es.epa.gov/ncer/audio	13	20	61,600
57.	http://es.epa.gov/ncer_pubs	13	68	2,224
58.	http://es.epa.gov/ncer/07childrenscenters	13	23	8
59.	http://es.epa.gov/ncer/drinkingwaterpathogens	11	11	11
60.	http://es.epa.gov/ncer/07biomarkers	10	19	7
61.	http://es.epa.gov/ncer/05childbiomarker	8	15	131
62.	http://es.epa.gov/ncer/final	8	135	3,042
63.	http://es.epa.gov/ncerqal	7	7	0
64.	http://es.epa.gov/ncer/outcome_indicators	7	14	6
65.	http://es.epa.gov/ncer/indicators	5	10	2
66.	http://es.epa.gov/ncer/05drinkingwater	4	4	66
67.	http://es.epa.gov/ncer/tse	4	8	65
68.	http://es.epa.gov/ncer_abstracts	4	5	60
69.	http://es.epa.gov/ncerqa&lt;	3	3	0
70.	http://es.epa.gov/ncer/draftsurvey	3	3	0
71.	http://es.epa.gov/ncer?cm_sp=ExternalLink _-_Federal_-_EPA	2	2	0
72.	http://es.epa.gov/ncerqa.ip	2	2	0
73.	http://es.epa.gov/ncerqarrd	2	2	0
74.	http://es.epa.gov/	1	2	45
75.	http://es.epa.gov/ncerqa/lists.htmltmhtml103. htmmmnkl.htmllderson2.htmlw	1	1	0
76.	http://es.epa.gov/ncer/facebook	1	2	0
77.	http://es.epa.gov/ncer/library	1	1	0
78.	http://es.epa.gov/ncer/tsegrants	1	1	225
79.	http://es.epa.gov/ncerqaknowledgeers.htmltaff	1	1	0
Total		-	424,331	54,366,183

items 1-79 of 79

Directories - Help Card



Column Definitions

Path to Directory

The full URL path to the directory being analyzed.

Visits

Number of visits to pages within the specified directory. A visit is a series of actions that begins when a visitor views their first page from the server, and ends when the visitor leaves the site or remains idle beyond the idle-time limit. The default idle-time limit is thirty minutes. This time limit can be changed by the system administrator.

Hits

Each file requested by a visitor registers as a hit. There can be several hits on each page. While the volume of hits reflects the amount of server traffic, it is not an accurate reflection of the number of pages viewed.

Kbytes Transferred

Number of kilobytes of data transferred by the server from the specified directory to your visitors.



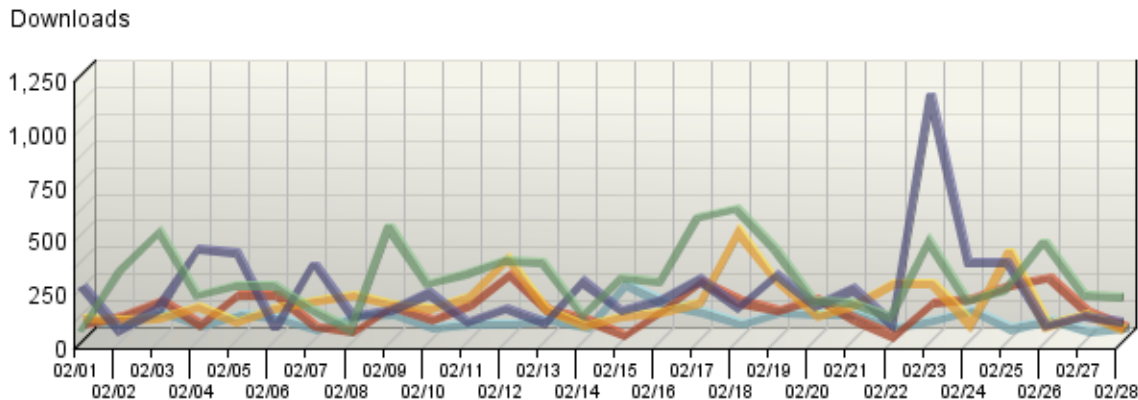
Report Descriptions

This report indicates the content visitors are most interested in. Use this information to determine which content areas to develop further, which areas to focus on less, and how you can arrange your content most effectively. If the table is sorted by kilobytes of data transferred, this page reveals what kind of data the server spends the most time transferring, and may suggest different ways to organize your data, or different ways to distribute the server load if you have more than one server.

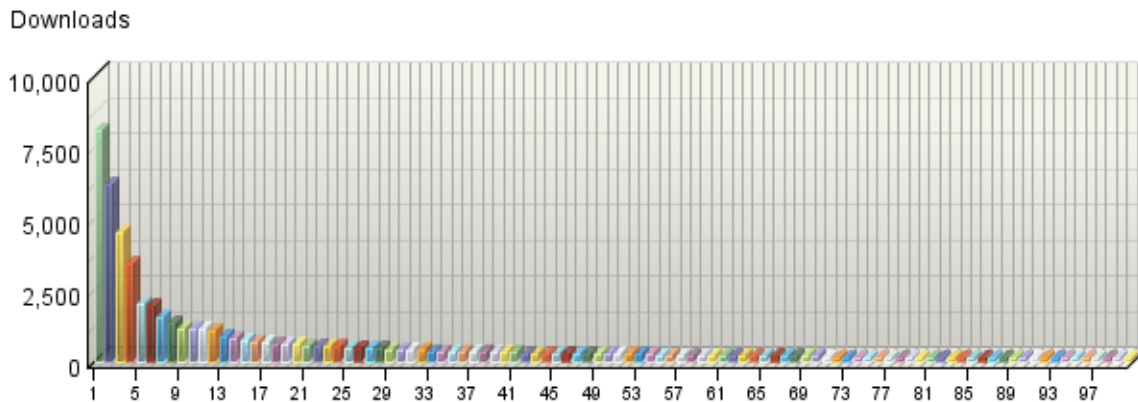
Downloaded Files

This report identifies the most popular files downloaded from your site.

Downloaded Files Trend



Downloaded Files



Downloaded Files

	Downloaded Files	Downloads	% Downloads	Visits
■ 1.	http://es.epa.gov/ncer/nano/publications/whitepaper12022005.pdf	8,126	7.15%	594
■ 2.	http://es.epa.gov/ncer/publications/statesci/bioengineering.pdf	6,216	5.47%	216
■ 3.	http://es.epa.gov/ncer/nano/lectures/zhang0705.pdf	4,530	3.99%	335

	Downloaded Files	Downloads	% Downloads	Visits
4.	http://es.epa.gov/ncer/nano/publications/nano_strategy_012408.pdf	3,436	3.02%	351
5.	http://es.epa.gov/ncer/publications/workshop/nano_proceed.pdf	2,000	1.76%	213
6.	http://es.epa.gov/ncer/publications/workshop/pdf/10_26_05proceeding1.pdf	1,945	1.71%	124
7.	http://es.epa.gov/ncer/publications/nano/pdf/tomsonNSF_91503.pdf	1,576	1.39%	12
8.	http://es.epa.gov/ncer/p3/success/michigan.pdf	1,352	1.19%	85
9.	http://es.epa.gov/ncer/publications/nano/pdf/GaudianaKonarka_Overview_-_September_8,_2003.pdf	1,170	1.03%	33
10.	http://es.epa.gov/ncer/staa/annual/2008/2008adminletter.pdf	1,150	1.01%	556
11.	http://es.epa.gov/ncer/publications/research_results_needs/combustionEmmissionsReport.pdf	1,132	1.00%	91
12.	http://es.epa.gov/ncer/fellow/gro/gro_newsletter_issue1_08.pdf	1,084	0.95%	36
13.	http://es.epa.gov/ncer/science/pm/hei/DieselSpecialReport02.pdf	854	0.75%	67
14.	http://es.epa.gov/ncer/nano/publications/complete_nano_proceedings_011108.pdf	800	0.70%	57
15.	http://es.epa.gov/ncer/biodiversity/pubs/tre_vol8_306.pdf	719	0.63%	143
16.	http://es.epa.gov/ncer/nano/lectures/merzbacher_05_02_05_presentation.pdf	680	0.60%	93
17.	http://es.epa.gov/ncer/publications/nano/pdf/Rama.pdf	648	0.57%	51
18.	http://es.epa.gov/ncer/publications/workshop/microorganisms_drinking_water_proceedings.pdf	603	0.53%	38
19.	http://es.epa.gov/ncer/nano/lectures/mcneil_030706.pdf	580	0.51%	106
20.	http://es.epa.gov/ncer/science/tse/sos.pdf	575	0.51%	71
21.	http://es.epa.gov/ncer/publications/workshop/pdf/fnanoproc_092005.pdf	574	0.51%	63
22.	http://es.epa.gov/ncer/publications/workshop/pdf/endocrine_disruptors.pdf	554	0.49%	69
23.	http://es.epa.gov/ncer/publications/overview/bioavailability_complete_book.pdf	547	0.48%	99
24.	http://es.epa.gov/ncer/sbir/success/pdf/stories05.pdf	544	0.48%	53
25.	http://es.epa.gov/ncer/publications/research_results_synthesis/ceh_report_508.pdf	505	0.44%	383
26.	http://es.epa.gov/ncer/publications/venturecapital/buildingbridges.pdf	459	0.40%	57

	Downloaded Files	Downloads	% Downloads	Visits
27.	http://es.epa.gov/ncer/publications/bibliometrics/fellows_bibliography.pdf	445	0.39%	49
28.	http://es.epa.gov/ncer/publications/workshop/8-18-04/pdf/drzal_epa-star_08-17-04_(final).pdf	441	0.39%	56
29.	http://es.epa.gov/ncer/publications/research_results_synthesis/mercury_rpt_final.pdf	439	0.39%	79
30.	http://es.epa.gov/ncer/nano/publications/nanotechnology4-20-04.pdf	418	0.37%	73
31.	http://es.epa.gov/ncer/sbir/report.pdf	401	0.35%	240
32.	http://es.epa.gov/ncer/childrenscenters/presentations/10_10_07/07childrenworkshop.pdf	384	0.34%	26
33.	http://es.epa.gov/ncer/publications/regions/5/pdf/plewa7_14_2004.pdf	371	0.33%	52
34.	http://es.epa.gov/ncer/nano/lectures/shull_06_27_05_presentation.pdf	368	0.32%	41
35.	http://es.epa.gov/ncer/publications/handouts/conference_flyer2008.pdf	360	0.32%	74
36.	http://es.epa.gov/ncer/guidance/partpolicy.pdf	347	0.31%	314
37.	http://es.epa.gov/ncer/events/calendar/2007/feb20_2/adams_presentation.pdf	342	0.30%	41
38.	http://es.epa.gov/ncer/nano/lectures/maynard_06_13_05_presentation.pdf	339	0.30%	58
39.	http://es.epa.gov/ncer/p3/expo/2008_P3_expo_programguide.pdf	338	0.30%	54
40.	http://es.epa.gov/ncer/publications/workshop/pdf/10_20_05_nanosummary.pdf	320	0.28%	104
41.	http://es.epa.gov/ncer/publications/workshop/pdf/parry_water82007.pdf	310	0.27%	40
42.	http://es.epa.gov/ncer/nano/publications/2002_august_nano_star_workshop.pdf	303	0.27%	52
43.	http://es.epa.gov/ncer/sbir/2008factsheet.pdf	289	0.25%	250
44.	http://es.epa.gov/ncer/events/calendar/2008/may07/ziemann_may0708.pdf	283	0.25%	36
45.	http://es.epa.gov/ncer/publications/workshop/pdf/10_20_05_dreher_kevin.pdf	283	0.25%	62
46.	http://es.epa.gov/ncer/publications/workshop/pdf/EE-0492-03.pdf	271	0.24%	25
47.	http://es.epa.gov/ncer/publications/biomarkers/Biomarkers_report_2-5-07.pdf	270	0.24%	65
48.	http://es.epa.gov/ncer/publications/workshop/06_21_07/chow.pdf	265	0.23%	34
49.	http://es.epa.gov/ncer/publications/workshop/pdf/gluckman_region582007.pdf	261	0.23%	39

	Downloaded Files	Downloads	% Downloads	Visits
50.	http://es.epa.gov/ncer/publications/workshop/8-23-2005/Daughton_0915_d1.pdf	246	0.22%	19
51.	http://es.epa.gov/ncer/science/pm/hei/Rean-ExecSumm.pdf	243	0.21%	18
52.	http://es.epa.gov/ncer/science/tse/decade_innovation.pdf	239	0.21%	69
53.	http://es.epa.gov/ncer/childrenscenters/pesticidewinter07.pdf	239	0.21%	84
54.	http://es.epa.gov/ncer/publications/ncer/ncer_annualreport.pdf	238	0.21%	73
55.	http://es.epa.gov/ncer/rfa/2008/compilation_of_epa_ord_res_prog_descrip.pdf	236	0.21%	44
56.	http://es.epa.gov/ncer/rfa/forms/p3abstract.pdf	236	0.21%	175
57.	http://es.epa.gov/ncer/science/endocrine/pdf/workshop06/lazorchak.pdf	222	0.20%	33
58.	http://es.epa.gov/ncer/nano/lectures/teague_042505_presentation.pdf	219	0.19%	36
59.	http://es.epa.gov/ncer/publications/workshop/8-23-2005/Black_355_d1.pdf	216	0.19%	28
60.	http://es.epa.gov/ncer/publications/workshop/9-27-2004/pdf/nel.pdf	215	0.19%	31
61.	http://es.epa.gov/ncer/publications/venturecapital/engagingmarketplace.pdf	212	0.19%	54
62.	http://es.epa.gov/ncer/cbra/presentations/11_18_07/proceedings.pdf	212	0.19%	38
63.	http://es.epa.gov/ncer/publications/workshop/pdf/sedlak_california82007.pdf	209	0.18%	27
64.	http://es.epa.gov/ncer/nano/lectures/roco_04_18_05_presentation.pdf	196	0.17%	30
65.	http://es.epa.gov/ncer/nano/publications/8-18-04/fnanoproc_092005.pdf	196	0.17%	29
66.	http://es.epa.gov/ncer/nano/factsheet/nano_factsheet.pdf	191	0.17%	149
67.	http://es.epa.gov/ncer/publications/workshop/8-18-04/pdf/EPA2004Goerge_Chumanov.pdf	190	0.17%	25
68.	http://es.epa.gov/ncer/nano/relevant_meetings/NanotoxicologyMeeting2006.pdf	185	0.16%	51
69.	http://es.epa.gov/ncer/staa/annual/2009/09staaacalltr.pdf	182	0.16%	177
70.	http://es.epa.gov/ncer/publications/workshop/8-18-04/pdf/larsen.pdf	178	0.16%	33
71.	http://es.epa.gov/ncer/publications/nano/pdf/BaerEPA-Workshop--SmallParticleChemistry-final.pdf	167	0.15%	23
72.	http://es.epa.gov/ncer/publications/workshop/pdf/hutchins_ord82007.pdf	166	0.15%	31

	Downloaded Files	Downloads	% Downloads	Visits
73.	http://es.epa.gov/ncer/events/calendar/2008/apr08/kause_janell.pdf	165	0.15%	25
74.	http://es.epa.gov/ncer/rfa/forms/sf424-v2.0.pdf	164	0.14%	137
75.	http://es.epa.gov/ncer/nano/publications/pm_publications.pdf	163	0.14%	36
76.	http://es.epa.gov/ncer/p3/expo/p3publicbook041607.pdf	162	0.14%	51
77.	http://es.epa.gov/ncer/sbir/success/pdf/nanofibers.pdf	161	0.14%	131
78.	http://es.epa.gov/ncer/events/calendar/2008/apr08/sinclair_ryan.pdf	161	0.14%	28
79.	http://es.epa.gov/ncer/biodiversity/pubs/proc_vol237_2127.pdf	157	0.14%	59
80.	http://es.epa.gov/ncer/publications/workshop/pdf/10_20_05_sedlak_david.pdf	156	0.14%	43
81.	http://es.epa.gov/ncer/events/calendar/2007/nov8/goldberg.pdf	155	0.14%	18
82.	http://es.epa.gov/ncer/publications/workshop/09_25_07/arbuckle_092507.pdf	155	0.14%	25
83.	http://es.epa.gov/ncer/childrenscenters/outreach_docs/Green_Bay_Area_Fishing_Advisory_English.pdf	154	0.14%	44
84.	http://es.epa.gov/ncer/publications/workshop/pdf/10_20_05_tratnyet_paul.pdf	153	0.13%	32
85.	http://es.epa.gov/ncer/publications/workshop/bynd_com_sess2.pdf	153	0.13%	38
86.	http://es.epa.gov/ncer/nano/publications/nano_fed_reg_021308.pdf	153	0.13%	139
87.	http://es.epa.gov/ncer/publications/epa_center_reports/FinalDraft-A-CEINC-NewIndicators.pdf	151	0.13%	65
88.	http://es.epa.gov/ncer/publications/workshop/09_25_07/gallagher_092507.pdf	150	0.13%	31
89.	http://es.epa.gov/ncer/publications/research_results_synthesis/ceh_es_22108.pdf	149	0.13%	124
90.	http://es.epa.gov/ncer/events/calendar/2008/jan22/paerl.pdf	148	0.13%	24
91.	http://es.epa.gov/ncer/biodiversity/pubs/ann_vol27_247.pdf	148	0.13%	108
92.	http://es.epa.gov/ncer/childrenscenters/full_text/healthed_vol31_491.pdf	148	0.13%	88
93.	http://es.epa.gov/ncer/rfa/2008/2008_sbir_phase1.pdf	147	0.13%	131
94.	http://es.epa.gov/ncer/nano/relevant_meetings/03_03_09_call.pdf	145	0.13%	60
95.	http://es.epa.gov/ncer/publications/workshop/8-23-2005/Gressitt_0915_d3.pdf	145	0.13%	23

	Downloaded Files	Downloads	% Downloads	Visits
96.	http://es.epa.gov/ncer/sbir/success/pdf/vehicle.pdf	144	0.13%	133
97.	http://es.epa.gov/ncer/publications/workshop/8-18-04/pdf/wan_y_shih_epa_grantee_meeting_8-18,21-2004_2.pdf	141	0.12%	19
98.	http://es.epa.gov/ncer/fellow/posters/ppt/mchugh_2004_star.pdf	141	0.12%	49
99.	http://es.epa.gov/ncer/fellow/fellowforms.pdf	139	0.12%	71
100.	http://es.epa.gov/ncer/events/calendar/2007/apr5/poster_LiY.pdf	137	0.12%	110
101.	http://es.epa.gov/ncer/childrenscenters/full_text/jch_v1_1.pdf	137	0.12%	31
102.	http://es.epa.gov/ncer/publications/workshop/8-23-2005/Armstrong_150_d2.pdf	134	0.12%	17
103.	http://es.epa.gov/ncer/final/r827446fr.pdf	133	0.12%	6
104.	http://es.epa.gov/ncer/science/pm/2008sab/sanjoaquin_progress_report.pdf	133	0.12%	18
105.	http://es.epa.gov/ncer/publications/workshop/9-9-2003/pdf/philip_berger.pdf	132	0.12%	24
106.	http://es.epa.gov/ncer/publications/workshop/pdf/EE-0492-04.pdf	131	0.12%	24
107.	http://es.epa.gov/ncer/sbir/success/pdf/phytoremediation.pdf	130	0.11%	115
108.	http://es.epa.gov/ncer/publications/workshop/pdf/humanhealthproc.pdf	130	0.11%	32
109.	http://es.epa.gov/ncer/publications/workshop/pdf/EE-0484-09.pdf	130	0.11%	17
110.	http://es.epa.gov/ncer/publications/workshop/pdf/snow_nebraska82007.pdf	129	0.11%	28
111.	http://es.epa.gov/ncer/publications/workshop/10_27_2008/chang_gatech.pdf	128	0.11%	12
112.	http://es.epa.gov/ncer/publications/workshop/09_25_07/rappaport_092507.pdf	127	0.11%	29
113.	http://es.epa.gov/ncer/events/calendar/2007/apr5/poster_ElliottB.pdf	127	0.11%	98
114.	http://es.epa.gov/ncer/sbir/success/pdf/hydrogen.pdf	126	0.11%	104
115.	http://es.epa.gov/ncer/sbir/success/pdf/novelliquid.pdf	125	0.11%	104
116.	http://es.epa.gov/ncer/nano/lectures/internationalstandards.pdf	124	0.11%	74
117.	http://es.epa.gov/ncer/science/endocrine/pdf/workshop06/swan.pdf	124	0.11%	21
118.	http://es.epa.gov/ncer/publications/workshop/pdf/EE-0475-07.pdf	123	0.11%	14
119.	http://es.epa.gov/ncer/publications/workshop/pdf/10_20_05_ruiz_nancy.pdf	121	0.11%	16

	Downloaded Files	Downloads	% Downloads	Visits
120.	http://es.epa.gov/ncer/publications/workshop/pdf/10_26_04_valuation_session1.pdf	121	0.11%	14
121.	http://es.epa.gov/ncer/publications/workshop/pdf/eirkson_chicago82007.pdf	120	0.11%	26
122.	http://es.epa.gov/ncer/events/calendar/2008/apr08/dennis_sherri.pdf	120	0.11%	37
123.	http://es.epa.gov/ncer/events/calendar/2008/apr08/choi_chris.pdf	119	0.10%	18
124.	http://es.epa.gov/ncer/publications/workshop/pdf/02_collins.pdf	119	0.10%	26
125.	http://es.epa.gov/ncer/rfa/forms/NCER_std_form_5-STAR_Grant_applications.pdf	117	0.10%	52
126.	http://es.epa.gov/ncer/events/calendar/2007/nov8/pulsipher.pdf	117	0.10%	20
127.	http://es.epa.gov/ncer/events/calendar/2007/nov8/lara.pdf	117	0.10%	9
128.	http://es.epa.gov/ncer/publications/venturecapital/intraagencycoord.pdf	117	0.10%	57
129.	http://es.epa.gov/ncer/publications/workshop/8-23-2005/OConnor_0825_d3.pdf	117	0.10%	33
130.	http://es.epa.gov/ncer/fellow/posters/ppt/montie_2004_star.pdf	115	0.10%	77
131.	http://es.epa.gov/ncer/events/calendar/2008/apr08/murray_regan.pdf	115	0.10%	24
132.	http://es.epa.gov/ncer/publications/handouts/ncer_flyer_2008.pdf	115	0.10%	70
133.	http://es.epa.gov/ncer/publications/workshop/pdf/03_richardson.pdf	114	0.10%	16
134.	http://es.epa.gov/ncer/publications/workshop/09_25_07/farmer_092507.pdf	113	0.10%	25
135.	http://es.epa.gov/ncer/childrenscenters/full_text/34889.pdf	112	0.10%	40
136.	http://es.epa.gov/ncer/publications/workshop/8-23-2005/Armbrust_1005_d1.pdf	112	0.10%	20
137.	http://es.epa.gov/ncer/science/economics/science_econ1.pdf	111	0.10%	8
138.	http://es.epa.gov/ncer/sbir/success/pdf/success_stories_old.pdf	110	0.10%	16
139.	http://es.epa.gov/ncer/childrenscenters/outreach_docs/AN000337.pdf	109	0.10%	50
140.	http://es.epa.gov/ncer/publications/overview/1997_1999_eco_indicators_synthesis.pdf	108	0.10%	23
141.	http://es.epa.gov/ncer/publications/workshop/pdf/11_03_05_bridgham.pdf	107	0.09%	18
142.	http://es.epa.gov/ncer/events/calendar/2007/apr5/presentation_waits.pdf	107	0.09%	26

	Downloaded Files	Downloads	% Downloads	Visits
143.	http://es.epa.gov/ncer/publications/workshop/8-18-04/pdf/wang.pdf	107	0.09%	21
144.	http://es.epa.gov/ncer/rfa/forms/sf424_i.pdf	104	0.09%	98
145.	http://es.epa.gov/ncer/sbir/program/report.pdf	104	0.09%	36
146.	http://es.epa.gov/ncer/publications/workshop/pdf/11_03_05_hargreaves.pdf	103	0.09%	20
147.	http://es.epa.gov/ncer/publications/workshop/pdf/11_03_05_harwell.pdf	103	0.09%	27
148.	http://es.epa.gov/ncer/publications/workshop/09_25_07/oostdam_icca_sess_092507.pdf	101	0.09%	21
149.	http://es.epa.gov/ncer/publications/workshop/pdf/fisher_umd82007.pdf	101	0.09%	23
150.	http://es.epa.gov/ncer/publications/starreport/starsix.pdf	101	0.09%	43
151.	http://es.epa.gov/ncer/publications/workshop/8-23-2005/Buzby_300_d2.pdf	100	0.09%	18
152.	http://es.epa.gov/ncer/publications/workshop/pdf/hemming_wisconsin82007.pdf	100	0.09%	18
153.	http://es.epa.gov/ncer/publications/workshop/pdf/10_20_05_gheorghiu_florin.pdf	99	0.09%	46
154.	http://es.epa.gov/ncer/publications/workshop/pdf/10_26_04_valuation_session4.pdf	99	0.09%	9
155.	http://es.epa.gov/ncer/publications/workshop/pdf/lee_purdue82007.pdf	98	0.09%	27
156.	http://es.epa.gov/ncer/events/calendar/2007/feb20_2/schauer_presentation.pdf	96	0.08%	27
157.	http://es.epa.gov/ncer/rfa/2008/2008_sbir_phase1.doc	96	0.08%	92
158.	http://es.epa.gov/ncer/events/calendar/2007/sep26/cadmus.pdf	96	0.08%	20
159.	http://es.epa.gov/ncer/fellow/gro/gro_newsletter_issue2_08.pdf	95	0.08%	62
160.	http://es.epa.gov/ncer/rfa/forms/sf424i_instructions.pdf	95	0.08%	89
161.	http://es.epa.gov/ncer/publications/workshop/09_25_07/sepa_iccai_092507.pdf	95	0.08%	21
162.	http://es.epa.gov/ncer/publications/workshop/06_21_07/hopke.pdf	94	0.08%	17
163.	http://es.epa.gov/ncer/science/pm/2008sab/southern_cal_progress_report.pdf	93	0.08%	23
164.	http://es.epa.gov/ncer/events/calendar/2008/apr08/bennett_steve.pdf	93	0.08%	29
165.	http://es.epa.gov/ncer/sbir/success/pdf/handheld.pdf	93	0.08%	87
166.	http://es.epa.gov/ncer/childrenscenters/pesticidespring07.pdf	93	0.08%	52

	Downloaded Files	Downloads	% Downloads	Visits
167.	http://es.epa.gov/ncer/publications/overview/1996_star_waterwatershed_final.pdf	93	0.08%	40
168.	http://es.epa.gov/ncer/publications/workshop/10_27_2008/waddell.pdf	92	0.08%	21
169.	http://es.epa.gov/ncer/publications/workshop/06_21_07/turpin.pdf	92	0.08%	19
170.	http://es.epa.gov/ncer/publications/workshop/pdf/13_clements.pdf	92	0.08%	15
171.	http://es.epa.gov/ncer/science/pm/2008sab/harvard_progress_report.pdf	91	0.08%	27
172.	http://es.epa.gov/ncer/biodiversity/pubs/ppg_vol29_239.pdf	91	0.08%	80
173.	http://es.epa.gov/ncer/sbir/success/pdf/innovative.pdf	90	0.08%	76
174.	http://es.epa.gov/ncer/publications/workshop/pdf/06_delong.pdf	90	0.08%	24
175.	http://es.epa.gov/ncer/publications/workshop/10_27_2008/kleeman.pdf	90	0.08%	6
176.	http://es.epa.gov/ncer/sbir/success/pdf/electrochemical.pdf	89	0.08%	86
177.	http://es.epa.gov/ncer/fellow/gro/epa_mai_survey_report_final.pdf	89	0.08%	86
178.	http://es.epa.gov/ncer/events/calendar/2008/apr08/mattorano_dino.pdf	89	0.08%	27
179.	http://es.epa.gov/ncer/rfa/forms/keycontacts.pdf	89	0.08%	81
180.	http://es.epa.gov/ncer/publications/factsheets/mesa_air.pdf	88	0.08%	57
181.	http://es.epa.gov/ncer/publications/workshop/8-23-2005/Rubenstein_0850_d3.pdf	87	0.08%	24
182.	http://es.epa.gov/ncer/sbir/success/pdf/measurement.pdf	87	0.08%	72
183.	http://es.epa.gov/ncer/publications/starreport/starten.pdf	86	0.08%	83
184.	http://es.epa.gov/ncer/publications/regions/5/pdf/finette7_14_2004.pdf	86	0.08%	24
185.	http://es.epa.gov/ncer/fellow/fellow_news_letter.pdf	86	0.08%	47
186.	http://es.epa.gov/ncer/events/calendar/2007/nov8/vizzini.pdf	85	0.07%	10
187.	http://es.epa.gov/ncer/publications/workshop/pdf/gerould_usgs82007.pdf	85	0.07%	34
188.	http://es.epa.gov/ncer/publications/workshop/pdf/10_20_05_kargbo_david.pdf	85	0.07%	17
189.	http://es.epa.gov/ncer/publications/workshop/8-18-04/pdf/william_trogler.pdf	85	0.07%	19

	Downloaded Files	Downloads	% Downloads	Visits
190.	http://es.epa.gov/ncer/sbir/success/pdf/highefficiency.pdf	85	0.07%	76
191.	http://es.epa.gov/ncer/publications/workshop/10_27_2008/stone.pdf	84	0.07%	10
192.	http://es.epa.gov/ncer/sbir/success/pdf/recovery.pdf	84	0.07%	76
193.	http://es.epa.gov/ncer/publications/science_forum/posters/pdf/2004_callard.pdf	84	0.07%	60
194.	http://es.epa.gov/ncer/science/tse/tse.pdf	84	0.07%	11
195.	http://es.epa.gov/ncer/rfa/forms/sf424instructions.pdf	83	0.07%	76
196.	http://es.epa.gov/ncer/publications/workshop/09_25_07/kingsley_092507.pdf	83	0.07%	19
197.	http://es.epa.gov/ncer/publications/workshop/09_25_07/2007_biomonitoring_proceedings.pdf	83	0.07%	12
198.	http://es.epa.gov/ncer/science/endocrine/pdf/workshop06/zoeller.pdf	83	0.07%	18
199.	http://es.epa.gov/ncer/staa/annual/2009/09announcement.pdf	83	0.07%	81
200.	http://es.epa.gov/ncer/publications/workshop/06_21_07/mazurek.pdf	82	0.07%	13
201.	http://es.epa.gov/ncer/publications/staff/HSRC_rem.pdf	82	0.07%	78
202.	http://es.epa.gov/ncer/publications/workshop/9-9-2003/pdf/james_constantz1.pdf	82	0.07%	12
203.	http://es.epa.gov/ncer/rfa/forms/approved_budget_sheet.pdf	80	0.07%	74
204.	http://es.epa.gov/ncer/publications/factsheets/mrguidefinal41006.pdf	80	0.07%	65
205.	http://es.epa.gov/ncer/publications/workshop/06_21_07/fitz.pdf	79	0.07%	20
206.	http://es.epa.gov/ncer/sbir/success/pdf/newcoating.pdf	78	0.07%	68
207.	http://es.epa.gov/ncer/sbir/success/pdf/ultralow.pdf	77	0.07%	61
208.	http://es.epa.gov/ncer/events/calendar/2007/feb20_2/sillman_presentation.pdf	77	0.07%	24
209.	http://es.epa.gov/ncer/p3/p3_factsheet.pdf	76	0.07%	74
210.	http://es.epa.gov/ncer/nano/factsheet/nanofactsheetjune07.pdf	76	0.07%	63
211.	http://es.epa.gov/ncer/publications/workshop/12_5_2006/integrating.pdf	76	0.07%	19
212.	http://es.epa.gov/ncer/sbir/success/pdf/environmentally.pdf	76	0.07%	61
213.	http://es.epa.gov/ncer/guidance/multiple_pi_implementation_plan_final.pdf	75	0.07%	73

	Downloaded Files	Downloads	% Downloads	Visits
214.	http://es.epa.gov/ncer/publications/search/wastebatch.pdf	75	0.07%	8
215.	http://es.epa.gov/ncer/publications/workshop/06_21_07/kleeman.pdf	75	0.07%	20
216.	http://es.epa.gov/ncer/sbir/success/pdf/upflow.pdf	74	0.07%	66
217.	http://es.epa.gov/ncer/science/endocrine/pdf/workshop06/ferguson.pdf	74	0.07%	17
218.	http://es.epa.gov/ncer/publications/workshop/pdf/EE-0492-01.pdf	73	0.06%	33
219.	http://es.epa.gov/ncer/publications/workshop/09_25_07/alexander_092507.pdf	73	0.06%	16
220.	http://es.epa.gov/ncer/fellow/posters/ppt/anderson_2004_star.pdf	73	0.06%	57
221.	http://es.epa.gov/ncer/sbir/success/pdf/mercury.pdf	73	0.06%	63
222.	http://es.epa.gov/ncer/science/endocrine/pdf/review/edcsubcommitteereport-finalversion.pdf	72	0.06%	36
223.	http://es.epa.gov/ncer/events/calendar/2007/feb20_2/kleeman_presentation.pdf	72	0.06%	15
224.	http://es.epa.gov/ncer/publications/workshop/pdf/EE-0484-07.pdf	72	0.06%	21
225.	http://es.epa.gov/ncer/publications/workshop/pdf/EE-0472-04.pdf	71	0.06%	25
226.	http://es.epa.gov/ncer/science/endocrine/pdf/workshop06/holt.pdf	71	0.06%	21
227.	http://es.epa.gov/ncer/publications/workshop/nsf_epa.pdf	70	0.06%	33
228.	http://es.epa.gov/ncer/p3/flyer2.pdf	70	0.06%	65
229.	http://es.epa.gov/ncer/publications/workshop/pdf/EE-0497-02.pdf	70	0.06%	23
230.	http://es.epa.gov/ncer/fellow/posters/ppt/penalva_2004_star.pdf	69	0.06%	40
231.	http://es.epa.gov/ncer/publications/workshop/10_27_2008/ellis.pdf	69	0.06%	10
232.	http://es.epa.gov/ncer/sbir/success/pdf/solid.pdf	69	0.06%	56
233.	http://es.epa.gov/ncer/events/calendar/2008/jan22/qualters.pdf	69	0.06%	21
234.	http://es.epa.gov/ncer/publications/workshop/06_21_07/milford.pdf	69	0.06%	16
235.	http://es.epa.gov/ncer/cbra/presentations/11_18_07/d1kizakevich.pdf	68	0.06%	20
236.	http://es.epa.gov/ncer/publications/workshop/pdf/10_20_05_henn_keith.pdf	68	0.06%	25

	Downloaded Files	Downloads	% Downloads	Visits
237.	http://es.epa.gov/ncer/publications/workshop/pdf/2000-2001_aquatic_ecosystem.pdf	68	0.06%	26
238.	http://es.epa.gov/ncer/events/calendar/2007/apr5/poster_WoolseyE.pdf	68	0.06%	52
239.	http://es.epa.gov/ncer/guidance/qapp_guidance0507.pdf	67	0.06%	64
240.	http://es.epa.gov/ncer/fellow/posters/pdf/york_2004_star.pdf	67	0.06%	17
241.	http://es.epa.gov/ncer/sbir/success/pdf/arsenic.pdf	67	0.06%	62
242.	http://es.epa.gov/ncer/publications/terms/ftp405.pdf	67	0.06%	61
243.	http://es.epa.gov/ncer/rfa/forms/epaf2006.pdf	67	0.06%	61
244.	http://es.epa.gov/ncer/rfa/forms/GG_LobbyingForm-V1.1.pdf	67	0.06%	67
245.	http://es.epa.gov/ncer/publications/terms/ftp_epa05.pdf	66	0.06%	64
246.	http://es.epa.gov/ncer/events/calendar/2008/jan22/fredrickson.pdf	66	0.06%	19
247.	http://es.epa.gov/ncer/science/pm/2008sab/rochester_progress_report.pdf	66	0.06%	23
248.	http://es.epa.gov/ncer/publications/workshop/pdf/07_hilderbrand.pdf	66	0.06%	20
249.	http://es.epa.gov/ncer/publications/workshop/globalaquaticceco_60806.pdf	65	0.06%	21
250.	http://es.epa.gov/ncer/p3/forum/forms/nsde_waiver010408.pdf	65	0.06%	62
251.	http://es.epa.gov/ncer/publications/workshop/9-28-2004/pdf/kanagy.pdf	65	0.06%	23
252.	http://es.epa.gov/ncer/publications/workshop/11-30-2005/pmcentersabstract.pdf	65	0.06%	12
253.	http://es.epa.gov/ncer/sbir/success/pdf/replacement.pdf	65	0.06%	59
254.	http://es.epa.gov/ncer/events/calendar/2008/jan22/lobdell.pdf	64	0.06%	15
255.	http://es.epa.gov/ncer/publications/workshop/09_25_07/clewell_092507.pdf	64	0.06%	23
256.	http://es.epa.gov/ncer/publications/workshop/09_25_07/hays_092507.pdf	64	0.06%	17
257.	http://es.epa.gov/ncer/p3/expo/eateriesparking.pdf	63	0.06%	60
258.	http://es.epa.gov/ncer/publications/epa_center_reports/FinalOutput_EaGLENewTools2005.pdf	63	0.06%	51
259.	http://es.epa.gov/ncer/childrenscenters/outreach_docs/AN000335.pdf	63	0.06%	32

	Downloaded Files	Downloads	% Downloads	Visits
260.	http://es.epa.gov/ncer/publications/tribal/tribal_fact_sheet_final_4-16-04.pdf	63	0.06%	61
261.	http://es.epa.gov/ncer/publications/workshop/8-23-2005/Smith_325_d2.pdf	63	0.06%	35
262.	http://es.epa.gov/ncer/childrenscenters/outreach_docs/AN001113.pdf	63	0.06%	15
263.	http://es.epa.gov/ncer/publications/workshop/9-15-2003/pdf/BaerEPA-Workshop--SmallP articleChemistry-final.pdf	62	0.05%	17
264.	http://es.epa.gov/ncer/events/calendar/2008/may07/kreidenweis_may0708.pdf	62	0.05%	13
265.	http://es.epa.gov/ncer/publications/workshop/06_21_07/schauer.pdf	62	0.05%	33
266.	http://es.epa.gov/ncer/events/calendar/2007/apr5/presentation_graham.pdf	62	0.05%	23
267.	http://es.epa.gov/ncer/publications/workshop/pdf/EE-0475-02.pdf	62	0.05%	11
268.	http://es.epa.gov/stats/ncer/rfa/rfa_nov08.pdf	61	0.05%	2
269.	http://es.epa.gov/ncer/publications/overview/ecohab072406a.pdf	61	0.05%	43
270.	http://es.epa.gov/ncer/publications/workshop/pdf/11_03_05_novotny.pdf	61	0.05%	23
271.	http://es.epa.gov/ncer/publications/workshop/pdf/EE-0484-04.pdf	61	0.05%	17
272.	http://es.epa.gov/ncer/publications/sbir/report.pdf	61	0.05%	23
273.	http://es.epa.gov/ncer/publications/workshop/11-30-2005/PM_Centers_Meeting_120105.pdf	60	0.05%	14
274.	http://es.epa.gov/ncer/publications/workshop/10_18_2005/d1johnson.pdf	60	0.05%	11
275.	http://es.epa.gov/ncer/fellow/posters/ppt/grass_2004_star.pdf	60	0.05%	49
276.	http://es.epa.gov/ncer/publications/workshop/pdf/2002_decison_making_proceedings.pdf	60	0.05%	41
277.	http://es.epa.gov/ncer/publications/factsheets/gleifinal05.pdf	60	0.05%	44
278.	http://es.epa.gov/ncer/publications/workshop/pdf/11_03_05_howarth.pdf	60	0.05%	15
279.	http://es.epa.gov/stats/ncer/rfa/rfa_dec08.pdf	60	0.05%	3
280.	http://es.epa.gov/ncer/childrenscenters/outreach_docs/AN001135.pdf	60	0.05%	52
281.	http://es.epa.gov/ncer/publications/regions/5/pdf/johnson7_14_2004.pdf	60	0.05%	22
282.	http://es.epa.gov/ncer/publications/workshop/pdf/EE-0484-03.pdf	59	0.05%	12

	Downloaded Files	Downloads	% Downloads	Visits
283.	http://es.epa.gov/ncer/publications/starreport/starfive.pdf	59	0.05%	52
284.	http://es.epa.gov/ncer/fellow/posters/ppt/lafranchi_2004_star.pdf	58	0.05%	30
285.	http://es.epa.gov/ncer/publications/workshop/9-9-2003/pdf/william_gollnitz.pdf	58	0.05%	15
286.	http://es.epa.gov/ncer/publications/workshop/pdf/EE-0497-01.pdf	58	0.05%	19
287.	http://es.epa.gov/ncer/nano/lectures/moore_06_06_05_presentation.pdf	58	0.05%	36
288.	http://es.epa.gov/ncer/publications/workshop/11-30-2005/Rochester_PM_Center_Kickoff.pdf	58	0.05%	22
289.	http://es.epa.gov/ncer/publications/workshop/pdf/12_whigham.pdf	57	0.05%	25
290.	http://es.epa.gov/ncer/science/endocrine/pdf/humanhealth/r829437_hauser_0415_draft.pdf	57	0.05%	51
291.	http://es.epa.gov/ncer/publications/workshop/10_27_2008/anas.pdf	57	0.05%	9
292.	http://es.epa.gov/ncer/publications/workshop/09_25_07/knudsen_092507.pdf	57	0.05%	16
293.	http://es.epa.gov/ncer/publications/bibliometrics/edc_bibliometric_2007_021308.pdf	57	0.05%	52
294.	http://es.epa.gov/ncer/events/calendar/2007/sep26/millennium.pdf	57	0.05%	11
295.	http://es.epa.gov/ncer/childrenscenters/outreach_docs/TheFishingLine_Vol1_No1_Illinois.pdf	56	0.05%	29
296.	http://es.epa.gov/ncer/p3/press/highcountypress.pdf	56	0.05%	40
297.	http://es.epa.gov/ncer/sbir/success/pdf/gasphase.pdf	56	0.05%	48
298.	http://es.epa.gov/ncer/publications/workshop/bynd_com_sess1.pdf	56	0.05%	29
299.	http://es.epa.gov/ncer/sbir/success/pdf/affordable.pdf	56	0.05%	52
300.	http://es.epa.gov/ncer/publications/workshop/pdf/EE-0428-01.pdf	56	0.05%	53
301.	http://es.epa.gov/ncer/publications/workshop/pdf/2003star_mercury_fate_transport_proceedings.pdf	56	0.05%	32
302.	http://es.epa.gov/ncer/childrenscenters/full_text/33370.pdf	56	0.05%	28
303.	http://es.epa.gov/ncer/science/drinkingwater/ryan_r829010.pdf	56	0.05%	46
304.	http://es.epa.gov/ncer/sbir/success/pdf/membrane.pdf	56	0.05%	51

	Downloaded Files	Downloads	% Downloads	Visits
305.	http://es.epa.gov/ncer/publications/workshop/10_27_2008/mcdonald_buller.pdf	55	0.05%	9
306.	http://es.epa.gov/ncer/sbir/success/pdf/highspeed.pdf	55	0.05%	47
307.	http://es.epa.gov/ncer/fellow/posters/ppt/shanahan_2004_star.pdf	55	0.05%	49
308.	http://es.epa.gov/ncer/publications/workshop/indicatprw00.pdf	55	0.05%	30
309.	http://es.epa.gov/ncer/fellow/fellow_news_letter12-2003.pdf	55	0.05%	43
310.	http://es.epa.gov/ncer/publications/nano/pdf/lamNT-Tox-EPA-NSF-Talk-Breviated.pdf	54	0.05%	20
311.	http://es.epa.gov/ncer/publications/nano/pdf/Hwang.pdf	54	0.05%	12
312.	http://es.epa.gov/ncer/cbra/presentations/11_18_07/d1schlenker.pdf	54	0.05%	18
313.	http://es.epa.gov/ncer/ mailing/06082007/EPA_postdoc_experience.pdf	54	0.05%	35
314.	http://es.epa.gov/ncer/cbra/presentations/11_18_07/d1herman.pdf	53	0.05%	18
315.	http://es.epa.gov/ncer/publications/workshop/9-9-2003/pdf/robin_collins.pdf	53	0.05%	12
316.	http://es.epa.gov/ncer/events/calendar/2007/feb20_2/russell_presentation.pdf	53	0.05%	14
317.	http://es.epa.gov/ncer/publications/workshop/pdf/11_smayda.pdf	53	0.05%	20
318.	http://es.epa.gov/ncer/publications/workshop/8-18-04/pdf/beaver-2.pdf	53	0.05%	17
319.	http://es.epa.gov/ncer/rfa/forms/approved_budget_sheet.doc	53	0.05%	50
320.	http://es.epa.gov/ncer/childrenscenters/outreach_docs/AN001099.pdf	53	0.05%	28
321.	http://es.epa.gov/ncer/publications/workshop/pdf/workshop_abstracts_caf082007.pdf	52	0.05%	45
322.	http://es.epa.gov/ncer/publications/workshop/pdf/04_merenlender.pdf	52	0.05%	11
323.	http://es.epa.gov/ncer/publications/workshop/9-28-2004/pdf/bonham.pdf	52	0.05%	21
324.	http://es.epa.gov/ncer/publications/workshop/09_25_07/quackenboss_092507.pdf	52	0.05%	23
325.	http://es.epa.gov/ncer/events/calendar/2007/feb20_2/harley_presentation.pdf	52	0.05%	19
326.	http://es.epa.gov/ncer/nano/relevant_meetings/pollutionprevention92507.pdf	52	0.05%	47
327.	http://es.epa.gov/ncer/science/endocrine/pdf/workshop06/stoker.pdf	51	0.04%	16

	Downloaded Files	Downloads	% Downloads	Visits
328.	http://es.epa.gov/ncer/nano/lectures/shah92605.pdf	51	0.04%	26
329.	http://es.epa.gov/ncer/publications/workshop/pdf/10_osman.pdf	51	0.04%	20
330.	http://es.epa.gov/ncer/rfa/forms/424b.pdf	51	0.04%	51
331.	http://es.epa.gov/ncer/publications/workshop/8-23-2005/Glassmeyer_1025_d2.pdf	51	0.04%	15
332.	http://es.epa.gov/ncer/publications/workshop/09_25_07/morgan_092507.pdf	51	0.04%	19
333.	http://es.epa.gov/ncer/sbir/success/pdf/nanoparticle.pdf	51	0.04%	49
334.	http://es.epa.gov/ncer/guidance/guidanceqmps0607.pdf	51	0.04%	50
335.	http://es.epa.gov/ncer/publications/starreport/stareight.pdf	51	0.04%	41
336.	http://es.epa.gov/ncer/science/drinkingwater/microorganisms_drinking_water_proceedings.pdf	51	0.04%	1
337.	http://es.epa.gov/ncer/publications/regions/5/pdf/an7_14_2004.pdf	50	0.04%	21
338.	http://es.epa.gov/ncer/childrenscenters/outreach_docs/AN001108.pdf	50	0.04%	38
339.	http://es.epa.gov/ncer/sbir/success/pdf/arsenicremoval.pdf	50	0.04%	46
340.	http://es.epa.gov/ncer/publications/regions/5/pdf/reeves7_14_2004.pdf	50	0.04%	23
341.	http://es.epa.gov/ncer/science/endocrine/pdf/development/r827405_skinner_0415.pdf	50	0.04%	44
342.	http://es.epa.gov/ncer/publications/workshop/11-30-2005/Froines.pdf	50	0.04%	13
343.	http://es.epa.gov/ncer/publications/factsheets/camrafinal41006.pdf	50	0.04%	48
344.	http://es.epa.gov/ncer/publications/workshop/09_25_07/shono_092507.pdf	49	0.04%	21
345.	http://es.epa.gov/ncer/nano/lectures/bergeson_05_09_05.pdf	49	0.04%	38
346.	http://es.epa.gov/ncer/childrenscenters/outreach_docs/AN000341.pdf	49	0.04%	48
347.	http://es.epa.gov/ncer/events/calendar/2007/feb20_2/jacob_presentation.pdf	49	0.04%	13
348.	http://es.epa.gov/ncer/publications/science_forum/posters/pdf/2004_sanseverino.pdf	49	0.04%	43
349.	http://es.epa.gov/ncer/sbir/success/pdf/portable.pdf	49	0.04%	48
350.	http://es.epa.gov/ncer/sbir/success/pdf/sea_sweep_success.pdf	49	0.04%	28

	Downloaded Files	Downloads	% Downloads	Visits
351.	http://es.epa.gov/ncer/publications/workshop/pdf/EE-0423-04.pdf	49	0.04%	36
352.	http://es.epa.gov/ncer/publications/workshop/pdf/11_03_05_lamberson.pdf	48	0.04%	15
353.	http://es.epa.gov/ncer/events/calendar/2008/jan22/messer.pdf	48	0.04%	14
354.	http://es.epa.gov/ncer/publications/workshop/cenr_2202007.pdf	48	0.04%	45
355.	http://es.epa.gov/ncer/publications/nano/pdf/mrocoNNI_03-0915_ENVgrantees_Roco.pdf	48	0.04%	13
356.	http://es.epa.gov/ncer/publications/nano/pdf/Zhang.pdf	48	0.04%	16
357.	http://es.epa.gov/ncer/publications/workshop/pdf/water_watershed_lessons2001.pdf	48	0.04%	45
358.	http://es.epa.gov/ncer/p3/flyer1.pdf	48	0.04%	47
359.	http://es.epa.gov/ncer/fellow/fellow_news_letter2003.pdf	48	0.04%	44
360.	http://es.epa.gov/ncer/events/calendar/2007/apr5/poster_GilettoT.pdf	48	0.04%	45
361.	http://es.epa.gov/ncer/fellow/conference/tracks.pdf	47	0.04%	42
362.	http://es.epa.gov/ncer/rfa/forms/coi.pdf	47	0.04%	47
363.	http://es.epa.gov/ncer/publications/workshop/pdf/shankar.pdf	47	0.04%	17
364.	http://es.epa.gov/ncer/publications/workshop/10_18_2005/d1p_goldstein.pdf	47	0.04%	14
365.	http://es.epa.gov/ncer/events/calendar/2007/feb20_2/hemming_presentation.pdf	47	0.04%	22
366.	http://es.epa.gov/ncer/publications/overview/4_11_08_star_grants_summary_humanhealth.pdf	47	0.04%	24
367.	http://es.epa.gov/ncer/centers/airpm/sab/cardiac_wrkshp.pdf	47	0.04%	38
368.	http://es.epa.gov/ncer/publications/workshop/06_21_07/fraser.pdf	47	0.04%	13
369.	http://es.epa.gov/ncer/rfa/forms/424b.doc	47	0.04%	47
370.	http://es.epa.gov/ncer/publications/workshop/8-18-04/pdf/drzal_greenManf.pdf	47	0.04%	14
371.	http://es.epa.gov/ncer/fellow/posters/ppt/smithjn_2004_star.pdf	47	0.04%	30
372.	http://es.epa.gov/ncer/p3/forum/forms/2008_final_instructions.pdf	46	0.04%	42
373.	http://es.epa.gov/ncer/publications/starreport/starone.pdf	46	0.04%	45
374.	http://es.epa.gov/ncer/events/calendar/2008/jan22/wade.pdf	46	0.04%	26

	Downloaded Files	Downloads	% Downloads	Visits
375.	http://es.epa.gov/ncer/sbir/success/pdf/nton_success.pdf	46	0.04%	22
376.	http://es.epa.gov/ncer/events/calendar/2007/nov8/anderson.pdf	46	0.04%	10
377.	http://es.epa.gov/ncer/fellow/posters/ppt/mcginnis_2004_star.pdf	46	0.04%	41
378.	http://es.epa.gov/ncer/childrenscenters/outreach_docs/AN001383.pdf	45	0.04%	44
379.	http://es.epa.gov/ncer/fellow/posters/ppt/acton_2004_star.pdf	45	0.04%	36
380.	http://es.epa.gov/ncer/events/calendar/2007/feb20_2/zhang_presentation.pdf	45	0.04%	20
381.	http://es.epa.gov/ncer/publications/workshop/pdf/05_gido.pdf	45	0.04%	17
382.	http://es.epa.gov/ncer/cbra/presentations/11_18_07/d1stubbs.pdf	44	0.04%	20
383.	http://es.epa.gov/ncer/science/drinkingwater/weisel_r825953.pdf	44	0.04%	40
384.	http://es.epa.gov/ncer/sbir/success/pdf/enhanced.pdf	44	0.04%	38
385.	http://es.epa.gov/ncer/events/calendar/2008/apr08/doggett_norman.pdf	44	0.04%	12
386.	http://es.epa.gov/ncer/publications/workshop/pdf/10_20_05_diallo_mamadou.pdf	44	0.04%	19
387.	http://es.epa.gov/ncer/science/endocrine/pdf/wildlife/r827398_gardiner-030105-final.pdf	44	0.04%	38
388.	http://es.epa.gov/ncer/publications/workshop/biodiversity_proceeding06.pdf	44	0.04%	43
389.	http://es.epa.gov/ncer/publications/workshop/9-28-2004/pdf/frampton.pdf	43	0.04%	16
390.	http://es.epa.gov/ncer/fellow/posters/ppt/heilbrun_2004_star.pdf	43	0.04%	35
391.	http://es.epa.gov/ncer/publications/workshop/06_21_07/jayne.pdf	43	0.04%	15
392.	http://es.epa.gov/ncer/publications/workshop/10_26_05/b33westerhoff.pdf	43	0.04%	16
393.	http://es.epa.gov/ncer/publications/workshop/pdf/rice_beltsville82007.pdf	43	0.04%	17
394.	http://es.epa.gov/ncer/science/pm/2008sab/exec_summary_2004_nrc_report.pdf	43	0.04%	20
395.	http://es.epa.gov/ncer/childrenscenters/outreach_docs/AN000343.pdf	43	0.04%	41
396.	http://es.epa.gov/ncer/childrenscenters/outreach_docs/AN001169.pdf	43	0.04%	25
397.	http://es.epa.gov/ncer/publications/regions/5/pdf/pratt_7_14_2004.pdf	43	0.04%	23

	Downloaded Files	Downloads	% Downloads	Visits
■ 398.	http://es.epa.gov/ncer/fellow/posters/ppt/howard_2004_star.pdf	43	0.04%	40
■ 399.	http://es.epa.gov/ncer/publications/workshop/9-27-2004/pdf/froines.pdf	43	0.04%	15
■ 400.	http://es.epa.gov/ncer/publications/overview/1998_star_waterwatershed_final.pdf	43	0.04%	20
Subtotal for rows: 1 - 400		81,145	71.41%	19,228
Other		32,484	28.59%	27,706
Total		113,629	100.00%	46,934

items 1-400 of 1000

Downloaded Files - Help Card



Column Definitions

Files

The path and filename of the file being analyzed.

Downloads

Number of times the specified file was downloaded by a visitor. If an error occurred during a transfer, the transfer is not counted. Note that downloaded PDF files may cause an inflated count. See KnowledgeBase article NETIQKB2494 for more information.

Visits

Number of visits that accessed the specified files. A visit is a series of actions that begins when a visitor views their first page from the server, and ends when the visitor leaves the site or remains idle beyond the idle-time limit. The default idle-time limit is thirty minutes. This time limit can be changed by the system administrator.



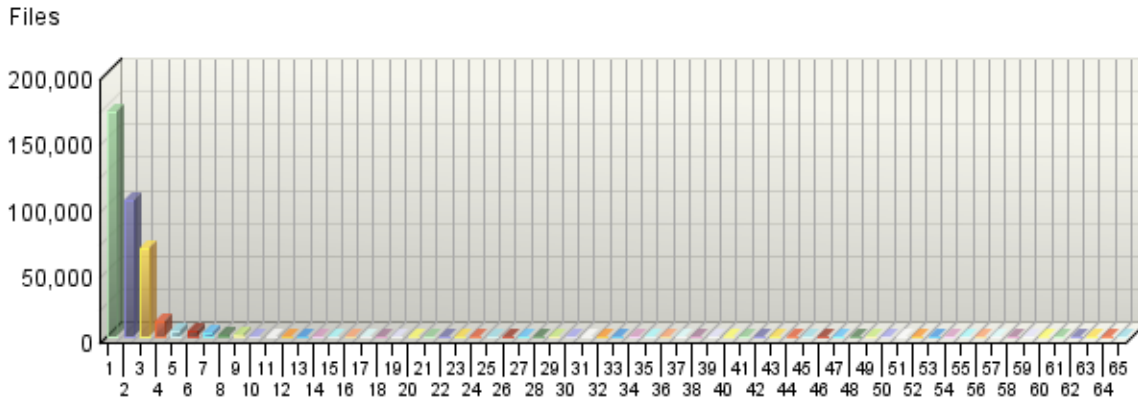
Report Descriptions

This information shows you the most popular downloadable files on your web site. Files that don't appear on the list, or appear low on the list, may require maintenance such as decreasing the file size, improving link placement, or elimination to make room for more popular content.

Accessed File Types

This report identifies the types of files accessed on your site and the total number of kilobytes of data transferred for each file type. Cached requests and erred hits are excluded from the totals.

Accessed File Types by Files



Accessed File Types

File Type	Files	% Files	Kbytes Transferred
1. html	170,236	46.20%	5,728,204
2. pdf	103,770	28.16%	22,021,501
3. htm	66,599	18.07%	815,143
4. js	12,110	3.29%	131,523
5. ppt	4,837	1.31%	12,109,257
6. css	4,573	1.24%	9,012
7. swf	3,220	0.87%	115,714
8. scc	954	0.26%	359
9. doc	826	0.22%	74,394
10. flv	207	0.06%	5,911,402
11. pl	167	0.05%	0
12. xml	145	0.04%	1,131
13. mp4	143	0.04%	4,167,993
14. wpd	97	0.03%	2,681
15. wmv	90	0.02%	3,036,557
16. map	89	0.02%	11
17. wma	68	0.02%	7,291
18. mp3	41	0.01%	8,541

	File Type	Files	% Files	Kbytes Transferred
19.	ht	40	0.01%	0
20.	smi	35	0.01%	421
21.	rm	19	0.01%	41,035
22.	jbf	17	0.00%	673
23.	wp5	16	0.00%	532
24.	eps	14	0.00%	5,784
25.	htmlw	12	0.00%	0
26.	wav	12	0.00%	61,600
27.	mov	10	0.00%	112,366
28.	psd	10	0.00%	1,732
29.	sit	8	0.00%	144
30.	m3u	8	0.00%	1
31.	old	7	0.00%	45
32.	hold	7	0.00%	298
33.	ico	7	0.00%	0
34.	htmltmlw	6	0.00%	0
35.)	5	0.00%	0
36.	db	5	0.00%	880
37.	php	4	0.00%	0
38.	htmlCenter	4	0.00%	0
39.	htmlhtmlw	4	0.00%	0
40.	htmlhtmlw	2	0.00%	0
41.	htmlmlw	2	0.00%	0
42.	ip	2	0.00%	0
43.	htmlmlw	2	0.00%	0
44.	htmltmlhtmlw	2	0.00%	0
45.	htmlmltmlw	2	0.00%	0
46.	htmlhtmlw	2	0.00%	0
47.	zip	2	0.00%	1,072
48.	htmlArtificial	2	0.00%	0
49.	htmlEnvironmental	2	0.00%	0
50.	htmltmlw	2	0.00%	0
51.	htmltmlw	2	0.00%	0
52.	htmlLow-Cost	1	0.00%	0
53.	htmlEnvironmentally	1	0.00%	0
54.	htmltmlw	1	0.00%	0
55.	htmlw	1	0.00%	0
56.	htmlenView	1	0.00%	0
57.	htmltmlw	1	0.00%	0
58.	pdf [Adobe Acrobat Reader required]	1	0.00%	0

	File Type	Files	% Files	Kbytes Transferred
59.	htmlllw	1	0.00%	0
60.	htmliew	1	0.00%	0
61.	h	1	0.00%	0
62.	htmltmlw	1	0.00%	0
63.	htmlhtmlw	1	0.00%	0
64.	htmlw	1	0.00%	0
65.	htmlmlw	1	0.00%	0
Total		368,460	100.00%	54,367,284

items 1-65 of 65

Accessed File Types - Help Card



Column Definitions

File Type

Identifies types of files by their file extension. For example, a file named graphic.gif is identified as type "gif."

Files

Number of files of the specified type accessed by visitors to your site.

Kbytes Transferred

Number of kilobytes of data transferred for all files of the specified type.



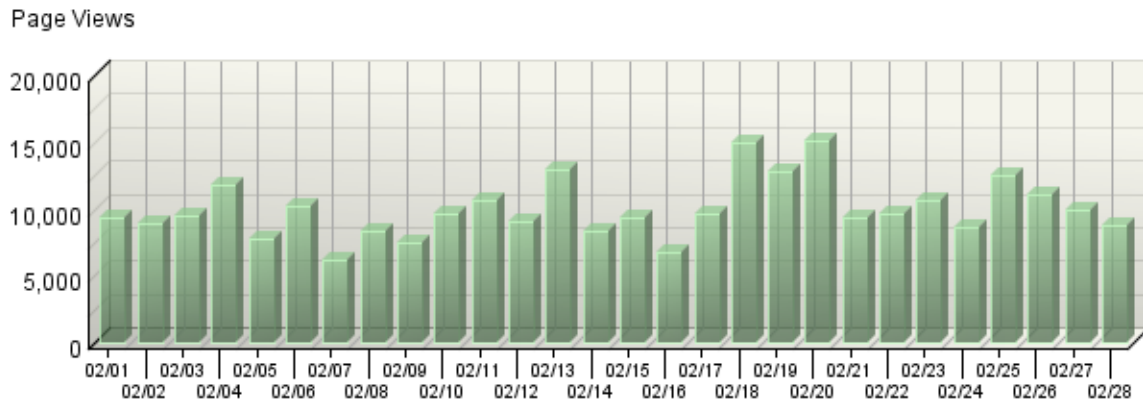
Report Descriptions

This report provides general statistics for the type of data that visitors access on your site.

Page Views Trend

This report shows how the number of page views to your site changes over the course of the report period.

Page Views Trend



Page Views Trend

Day	Page Views	% Page Views
02/01	9,331	3.34%
02/02	8,988	3.22%
02/03	9,568	3.43%
02/04	11,770	4.21%
02/05	7,710	2.76%
02/06	10,224	3.66%
02/07	6,118	2.19%
02/08	8,319	2.98%
02/09	7,444	2.67%
02/10	9,611	3.44%
02/11	10,600	3.80%
02/12	9,073	3.25%
02/13	12,968	4.64%
02/14	8,344	2.99%
02/15	9,414	3.37%
02/16	6,701	2.40%
02/17	9,699	3.47%
02/18	14,912	5.34%
02/19	12,870	4.61%

Day	Page Views	% Page Views
02/20	15,106	5.41%
02/21	9,417	3.37%
02/22	9,683	3.47%
02/23	10,591	3.79%
02/24	8,638	3.09%
02/25	12,481	4.47%
02/26	11,017	3.94%
02/27	9,928	3.55%
02/28	8,780	3.14%
Total	279,305	100.00%

items 1-28 of 28

Page Views Trend - Help Card



Column Definitions

Time Interval (hour, day, etc.)

A one-year report displays monthly time increments. A one-quarter report displays weekly time increments. A one-month report or a one-week report displays daily time increments. A daily report displays hourly time increments. An hour-long interval marked 12:00, for example, includes all activity between 12:00 and 12:59.

Page View

A hit to any file classified as a page. In order to view a web page with embedded images, for example, a browser must retrieve multiple files. The page and its embedded files counts as a single page view.

%

Percentage of total page views that occurred during the specified time interval.



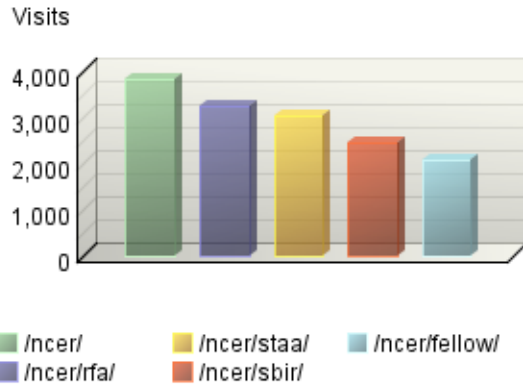
Report Descriptions

Periods of less activity can be considered good times for maintenance and content improvement.

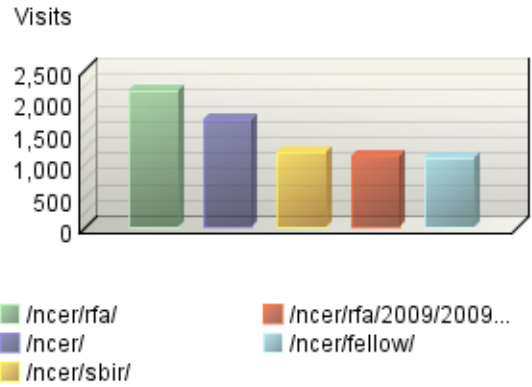
Navigation Dashboard

This dashboard summarizes important information related to online navigation.

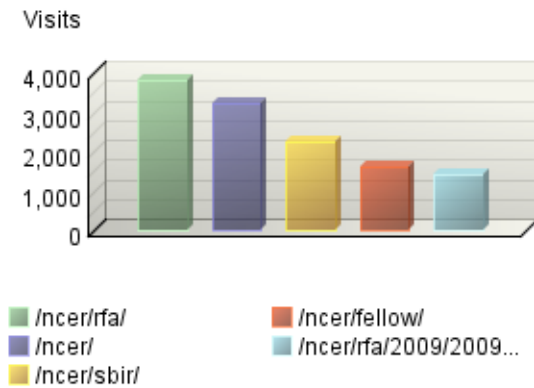
Entry Pages



Single-Page Visits



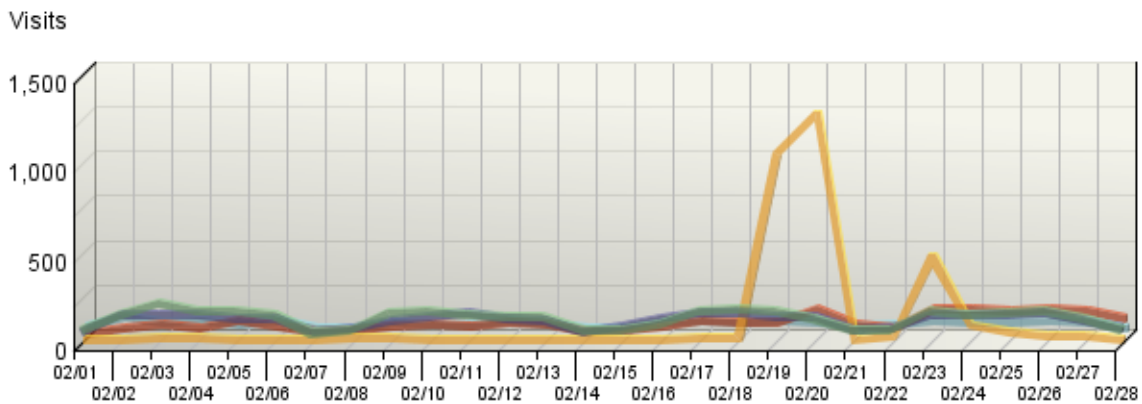
Exit Pages



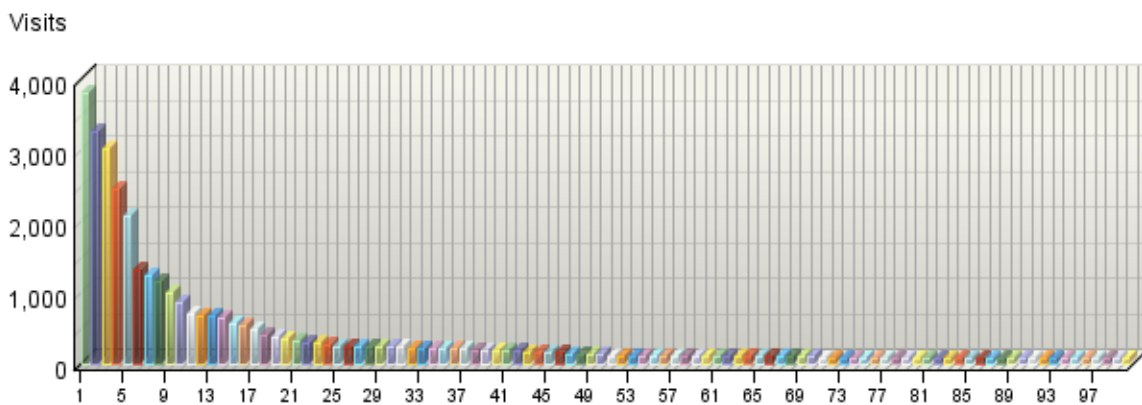
Entry Pages

This report shows the first or "entry" pages viewed in all visits. Every visit has one and only one Entry Page. A visit's entry page may or may not be the "home page." The Entry Page for a visit can depend on how a visitor arrived at your site: they may type an address into a browser, use a bookmark they made on a previous visit, click on a link on another site, click on a search engine results page, click on an on-line ad, or click on a link in an e-mail. Each of these links can point to your home page or any other page on your site

Entry Pages: Trend Over Time



Entry Pages



Entry Pages

	Pages	Visits	% Visits
■ 1.	National Center for Environmental Research (NCER) ORD US EPA http://es.epa.gov/ncer/	3,823	6.41%

	Pages	Visits	% Visits
2.	Funding Opportunities NCER ORD US EPA http://es.epa.gov/ncer/rfa/	3,260	5.47%
3.	STAA NCER ORD US EPA http://es.epa.gov/ncer/staa/	3,040	5.10%
4.	Small Business Innovation Research NCER ORD US EPA http://es.epa.gov/ncer/sbir/	2,450	4.11%
5.	 Fellowships NCER ORD US EPA http://es.epa.gov/ncer/fellow/	2,072	3.47%
6.	http://es.epa.gov/ncer/rfa/2009/2009_star_ecosystem_services.html	1,330	2.23%
7.	http://es.epa.gov/ncer/rfa/2009/2009_star_air_pollution.html	1,232	2.07%
8.	http://es.epa.gov/ncer/p3/	1,174	1.97%
9.	http://es.epa.gov/ncer/rfa/2009/2009_star_cumulative_risk.html	1,008	1.69%
10.	http://es.epa.gov/ncer/grants/	876	1.47%
11.	http://es.epa.gov/ncerqa/	700	1.17%
12.	http://es.epa.gov/ncer/events/	686	1.15%
13.	http://es.epa.gov/ncer/events/news/2009/01_31_09_feature.html	685	1.15%
14.	http://es.epa.gov/ncerqa/sbir/	660	1.11%
15.	http://es.epa.gov/ncer/nano/	561	0.94%
16.	http://es.epa.gov/ncerqa/rfa/	536	0.90%
17.	http://es.epa.gov/ncer/p3/expo/expo_2008.html	476	0.80%
18.	http://es.epa.gov/ncer/rfa/2009/2009_gro_undergrad.html	407	0.68%
19.	http://es.epa.gov/ncer/science/endocrine/	390	0.65%
20.	http://es.epa.gov/ncer/rfa/forms/	353	0.59%
21.	http://es.epa.gov/ncer/childrenscenters/autism.html	317	0.53%
22.	http://es.epa.gov/ncer/rfa/2004/2004_climate_change.html	303	0.51%
23.	http://es.epa.gov/ncer/sbir/09awards/	290	0.49%
24.	http://es.epa.gov/ncer/rfa/2009/2009_p3.html	275	0.46%
25.	http://es.epa.gov/ncer/science/pm/	256	0.43%
26.	http://es.epa.gov/ncer/nano/questions/	255	0.43%
27.	http://es.epa.gov/ncer/rfa/current/2003arsenic.html	247	0.41%
28.	http://es.epa.gov/ncer/rfa/2008/2008_sbir_phase1.html	235	0.39%
29.	http://es.epa.gov/ncer/events/news/2009/01_23_09_grant.html	233	0.39%
30.	http://es.epa.gov/ncer/biodiversity/	232	0.39%
31.	http://es.epa.gov/ncer/rfa/2008/2008_star_fellow.html	230	0.39%
32.	http://es.epa.gov/ncer/childrenscenters/	229	0.38%
33.	http://es.epa.gov/ncer/science/economics/	227	0.38%

	Pages	Visits	% Visits
34.	http://es.epa.gov/ncer/childrenscenters/pesticides.html	218	0.37%
35.	http://es.epa.gov/ncer/rfa/2005/2005_star_nano.html	217	0.36%
36.	http://es.epa.gov/ncer/p3/current/	209	0.35%
37.	http://es.epa.gov/ncer/fellow/forum/pubs_96.html	207	0.35%
38.	http://es.epa.gov/ncer/rfa/2008/2008_star_adaptation.html	199	0.33%
39.	http://es.epa.gov/ncer/listserv/	192	0.32%
40.	http://es.epa.gov/ncer/P3/expo/	192	0.32%
41.	http://es.epa.gov/ncer/events/news/2009/01_31_09_iframe.html	189	0.32%
42.	http://es.epa.gov/ncer/rfa/2009/2009_star_comptox.html	176	0.30%
43.	http://es.epa.gov/ncer/rfa/2007/2007_star_health_indicators.html	167	0.28%
44.	http://es.epa.gov/ncer/rfa/2008/2008_baa.html	159	0.27%
45.	http://es.epa.gov/ncer/rfa/2005/2005_star_biotech.html	152	0.25%
46.	http://es.epa.gov/ncer/other/	149	0.25%
47.	http://es.epa.gov/ncer/cns/	144	0.24%
48.	http://es.epa.gov/ncer/about/	140	0.23%
49.	http://es.epa.gov/ncer/rfa/2007/2007_star_ecoimpacts.html	139	0.23%
50.	http://es.epa.gov/ncer/events/news/2008/12_29_08_feature.html	137	0.23%
51.	http://es.epa.gov/ncer/rfa/archive/grants/00/00humanrfa.html	120	0.20%
52.	http://es.epa.gov/ncer/science/drinkingwater/	119	0.20%
53.	http://es.epa.gov/ncer/p3/project_websites/2008/2008awardwinners.html	119	0.20%
54.	http://es.epa.gov/ncer/rfa/2007/2007_p3_4thannual.html	114	0.19%
55.	http://es.epa.gov/ncer/nano/factsheet/	113	0.19%
56.	http://es.epa.gov/ncer/nano/publications/	113	0.19%
57.	http://es.epa.gov/ncer/centers/airpm/sab/report.html	109	0.18%
58.	http://es.epa.gov/ncer/publications/archive/csidoc.html	108	0.18%
59.	http://es.epa.gov/ncer/rfa/2008/2008_gro_grad.html	106	0.18%
60.	http://es.epa.gov/ncer/p3/fact_sheet.html	106	0.18%
61.	http://es.epa.gov/ncer/contact_us.html	103	0.17%
62.	http://es.epa.gov/ncer/events/news/2008/	102	0.17%
63.	http://es.epa.gov/ncer/rfa/2007/2007_biodiversity_health.html	102	0.17%
64.	http://es.epa.gov/ncer/publications/nano/purpose.html	101	0.17%
65.	http://es.epa.gov/ncer/childrenscenters/davis.html	100	0.17%
66.	http://es.epa.gov/ncer/nano/research/nano_tox.html	99	0.17%
67.	http://es.epa.gov/ncer/nano/research/nano_green.html	99	0.17%

	Pages	Visits	% Visits
68.	http://es.epa.gov/ncer/events/news/2009/01_08_09_feature.html	96	0.16%
69.	http://es.epa.gov/ncer/events/news/2009/01_13_09_bfeature.html	96	0.16%
70.	http://es.epa.gov/ncer/rfa/2008/2008_gro_undergrad.html	96	0.16%
71.	http://es.epa.gov/ncer/rfa/2008/2008_star_wetlands.html	93	0.16%
72.	http://es.epa.gov/ncer/childrenscenters/columbia.html	91	0.15%
73.	http://es.epa.gov/ncer/events/news/2009/01_13_09_feature.html	91	0.15%
74.	http://es.epa.gov/ncer/rfa/2007/2007_star_nanotech.html	91	0.15%
75.	http://es.epa.gov/ncer/nano/research/	90	0.15%
76.	http://es.epa.gov/ncer/publications/	90	0.15%
77.	http://es.epa.gov/ncer/fellow/forum/pubs_95.html	89	0.15%
78.	http://es.epa.gov/ncer/guidance/	88	0.15%
79.	http://es.epa.gov/ncer/publications/research_results_synthesis/	87	0.15%
80.	http://es.epa.gov/ncer/rfa/2008/2008_star_gcwq.html	87	0.15%
81.	http://es.epa.gov/ncer/science/globalclimate/	86	0.14%
82.	http://es.epa.gov/ncer/results/	86	0.14%
83.	http://es.epa.gov/ncer/events/news/2002/	83	0.14%
84.	http://es.epa.gov/ncer/rfa/2006/2006_star_gcaq.html	82	0.14%
85.	http://es.epa.gov/ncer/science/tse/	82	0.14%
86.	http://es.epa.gov/ncer/events/news/2009/01_23_09_top_story.html	80	0.13%
87.	http://es.epa.gov/ncer/childrenscenters/multimedia.html	80	0.13%
88.	http://es.epa.gov/ncer/publications/workshop/	79	0.13%
89.	http://es.epa.gov/ncer/childrenscenters/faqs.html	79	0.13%
90.	http://es.epa.gov/ncer/guidance/star_faq.html	78	0.13%
91.	http://es.epa.gov/ncer/publications/workshop/10_26_05/abstracts/veranth.html	78	0.13%
92.	http://es.epa.gov/ncer/staa/annual/2008/2008level1.html	77	0.13%
93.	http://es.epa.gov/ncer/events/news/2008/12_30_08bfeature.html	76	0.13%
94.	http://es.epa.gov/ncer/rfa/current/2003_global_change.html	76	0.13%
95.	http://es.epa.gov/ncer/rfa/2008/2008_star_gsc02.html	76	0.13%
96.	http://es.epa.gov/ncer/rfa/2004/2004_air_poll_em.html	75	0.13%
97.	http://es.epa.gov/ncer/childrenscenters/asthma.html	75	0.13%
98.	http://es.epa.gov/ncer/staa/annual/2008/2008level2.html	73	0.12%
99.	http://es.epa.gov/ncer/rfa/2008/2008_p3.html	73	0.12%
100.	http://es.epa.gov/ncerqa/fellow/	73	0.12%
101.	http://es.epa.gov/ncer/staa/annual/2008/2008level3.html	72	0.12%

	Pages	Visits	% Visits
102.	http://es.epa.gov/ncer/childrenscenters/usc.html	72	0.12%
103.	http://es.epa.gov/ncer/rfa/2006/2006_star_cns.html	71	0.12%
104.	http://es.epa.gov/ncer/rfa/2008/2008_star_ecohab.html	69	0.12%
105.	http://es.epa.gov/ncer/events/news/2009/01_13_09_c_feature.html	69	0.12%
106.	http://es.epa.gov/ncer/rfa/2006/2006_gro_fellow.html	69	0.12%
107.	http://es.epa.gov/ncer/rfa/2006/2006_star_cafos.html	68	0.11%
108.	http://es.epa.gov/ncer/childrenscenters/duke.html	68	0.11%
109.	http://es.epa.gov/ncer/childrenscenters/harvard.html	67	0.11%
110.	http://es.epa.gov/ncer/rfa/2006/2006_star_fellow.html	67	0.11%
111.	http://es.epa.gov/ncer/rfa/2007/2007_star_fellow.html	66	0.11%
112.	http://es.epa.gov/ncer/rfa/2008/2008_star_water.html	66	0.11%
113.	http://es.epa.gov/ncer/rfa/archive/grants/01/futures.html	65	0.11%
114.	http://es.epa.gov/ncer/science/	65	0.11%
115.	http://es.epa.gov/ncer/rfa/archive/grants/01/global01.html	65	0.11%
116.	http://es.epa.gov/ncer/rfa/2006/2006_star_ephi.html	65	0.11%
117.	http://es.epa.gov/ncer/rfa/2006/2006_sbir_phase1.html	61	0.10%
118.	http://es.epa.gov/ncer/guidance/qa.html	60	0.10%
119.	http://es.epa.gov/ncer/rfa/2005/2005_sbir_phase1.html	60	0.10%
120.	http://es.epa.gov/ncer/childrenscenters/washington.html	59	0.10%
121.	http://es.epa.gov/ncer/childrenscenters/chemical.html	59	0.10%
122.	http://es.epa.gov/ncer/rfa/2007/2007_sbir_phase1.html	58	0.10%
123.	http://es.epa.gov/ncer/p3/press/04_22_07.html	58	0.10%
124.	http://es.epa.gov/ncer/events/news/2009/04_18_09_feature.html	56	0.09%
125.	http://es.epa.gov/ncer/fellow/forum/conference/08/may19/	56	0.09%
126.	http://es.epa.gov/ncer/rfa/current/2004_grad_fellow.html	56	0.09%
127.	http://es.epa.gov/ncer/rfa/2008/2008_star_climate_change.html	56	0.09%
128.	http://es.epa.gov/ncer/fellow/forum/	55	0.09%
129.	http://es.epa.gov/ncer/rfa/2005/2005_decision_support_sys.html	55	0.09%
130.	http://es.epa.gov/ncer/rfa/2004/2005_star_grad_fellow.html	54	0.09%
131.	http://es.epa.gov/ncer/rfa/current/2004_arsenic.html	54	0.09%
132.	http://es.epa.gov/ncer/events/calendar/2006/sep14/logistics.html	53	0.09%
133.	http://es.epa.gov/ncer/events/news/2002/10_01_02a.html	53	0.09%
134.	http://es.epa.gov/ncerqa/grants/	53	0.09%
135.	http://es.epa.gov/ncer/sbir/success/	53	0.09%

	Pages	Visits	% Visits
136.	http://es.epa.gov/ncer/rfa/archive/grants/01/childvu01.html	52	0.09%
137.	http://es.epa.gov/ncer/p3/multimedia.html	51	0.09%
138.	http://es.epa.gov/ncer/rfa/current/2003_nano.html	51	0.09%
139.	http://es.epa.gov/ncer/rfa/2004/2004_manufactured_nano.html	50	0.08%
140.	http://es.epa.gov/ncer/rfa/2008/2008_star_healtheffects.html	50	0.08%
141.	http://es.epa.gov/ncer/rfa/2007/2007_star_organic_pm.html	50	0.08%
142.	http://es.epa.gov/ncer/staa/annual/2008/2008honorable.html	49	0.08%
143.	http://es.epa.gov/ncer/rfa/2004/2005_gro_grad_fellow.html	49	0.08%
144.	http://es.epa.gov/ncer/venturecapital/	49	0.08%
145.	http://es.epa.gov/ncer/science/pm/results4.html	48	0.08%
146.	http://es.epa.gov/ncer/childrenscenters/berkeley.html	48	0.08%
147.	http://es.epa.gov/ncer/events/news/2004/09_30_04_feature.html	48	0.08%
148.	http://es.epa.gov/ncer/nano/research/particle_index.html	48	0.08%
149.	http://es.epa.gov/ncer/rfa/2005/2005_nonlinear_responses.html	48	0.08%
150.	http://es.epa.gov/ncer/childrenscenters/communities.html	47	0.08%
151.	http://es.epa.gov/ncer/sbir/program/	47	0.08%
152.	http://es.epa.gov/ncer/rfa/2004/2004_corporate.html	46	0.08%
153.	http://es.epa.gov/ncer/rfa/current/2003_enviro_stat.html	46	0.08%
154.	http://es.epa.gov/ncer/events/calendar/2007/oct10/agenda.html	46	0.08%
155.	http://es.epa.gov/ncer/nano/newsroom/	46	0.08%
156.	http://es.epa.gov/ncer/rfa/2004/2005_gro_undegrad_fellow.html	45	0.08%
157.	http://es.epa.gov/ncer/fellow/forum/publications.html	45	0.08%
158.	http://es.epa.gov/ncer/publications/workshop/8-23-2005/agenda.html	44	0.07%
159.	http://es.epa.gov/ncer/events/news/2009/01_14_09_news_release.html	43	0.07%
160.	http://es.epa.gov/ncer/childrenscenters/hopkins.html	43	0.07%
161.	http://es.epa.gov/ncer/childrenscenters/sinai.html	43	0.07%
162.	http://es.epa.gov/ncer/childrenscenters/newjersey.html	43	0.07%
163.	http://es.epa.gov/ncer/childrenscenters/southwestdetroit.html	43	0.07%
164.	http://es.epa.gov/ncer/events/news/2007/05_04_07_people.html	43	0.07%
165.	http://es.epa.gov/ncer/guidance/star_images.html	43	0.07%

	Pages	Visits	% Visits
166.	http://es.epa.gov/ncer/rfa/2006/2006_star_uncertainty.html	43	0.07%
167.	http://es.epa.gov/ncer/childrenscenters/illinois.html	42	0.07%
168.	http://es.epa.gov/ncer/sbir/factsheet.html	42	0.07%
169.	http://es.epa.gov/ncer/p3/event_2006/2006_competitors.html	42	0.07%
170.	http://es.epa.gov/ncer/rfa/2006/2006_p3.html	42	0.07%
171.	http://es.epa.gov/ncer/p3/designs_sustain_rfp.html	41	0.07%
172.	http://es.epa.gov/ncer/rfa/2004/2004_sbir_phase1.html	41	0.07%
173.	http://es.epa.gov/ncer/rfa/2005/2005_hsa_impacts_research.html	40	0.07%
174.	http://es.epa.gov/ncer/rfa/2006/2006_gro_undegrad_fellow.html	40	0.07%
175.	http://es.epa.gov/ncer/rfa/archive/grants/02/02trib_risk.html	40	0.07%
176.	http://es.epa.gov/ncer/rfa/current/2003wshedclass.html	39	0.07%
177.	http://es.epa.gov/ncer/science/pm/centers.html	39	0.07%
178.	http://es.epa.gov/ncer/rfa/2005/2005_ecohab.html	39	0.07%
179.	http://es.epa.gov/ncer/rfa/2007/2007_star_drinkingwater.html	39	0.07%
180.	http://es.epa.gov/ncer/rfa/2006/2006_star_coarse_pm.html	39	0.07%
181.	http://es.epa.gov/ncer/rfa/2006/2006_star_methodological.html	38	0.06%
182.	http://es.epa.gov/ncer/science/tse/success.html	38	0.06%
183.	http://es.epa.gov/ncer/p3/apply/	38	0.06%
184.	http://es.epa.gov/ncer/rfa/archive/grants/00/kids2000.html	38	0.06%
185.	http://es.epa.gov/ncer/fellow/gro/	38	0.06%
186.	http://es.epa.gov/ncer/rfa/2005/2005_ebd_rfa.html	38	0.06%
187.	http://es.epa.gov/ncer/nano/lectures/	38	0.06%
188.	http://es.epa.gov/ncer/publications/sbir/	38	0.06%
189.	http://es.epa.gov/ncer/fellow/forum/2005stargro.html	38	0.06%
190.	http://es.epa.gov/ncer/rfa/2005/2005_tropospheric_air_pollution.html	37	0.06%
191.	http://es.epa.gov/ncer/publications/starreport/	37	0.06%
192.	http://es.epa.gov/ncer/guidance/faqs/faq_gro_grad.html	37	0.06%
193.	http://es.epa.gov/ncer/rfa/2004/2004_risk_assesment.html	37	0.06%
194.	http://es.epa.gov/ncer/childrenscenters/cincinnati.html	36	0.06%
195.	http://es.epa.gov/ncer/rfa/2004/2004_glakes_foodweb.html	36	0.06%
196.	http://es.epa.gov/ncer/rfa/archive/	36	0.06%
197.	http://es.epa.gov/ncer/p3/news.html	36	0.06%

	Pages	Visits	% Visits
198.	http://es.epa.gov/ncer/rfa/2004/2004early_indicators.html	36	0.06%
199.	http://es.epa.gov/ncer/rfa/current/sbir_phase1.html	36	0.06%
200.	http://es.epa.gov/ncer/rfa/2005/2005_cont_meas_methods_pm.html	35	0.06%
201.	http://es.epa.gov/ncer/childrenscenters/berkeley_pubs.html	35	0.06%
202.	http://es.epa.gov/ncer/childrenscenters/outreach.html	35	0.06%
203.	http://es.epa.gov/ncer/rfa/current/2003_mai_grad.html	35	0.06%
204.	http://es.epa.gov/ncer/p3/success/oberlinfeature.html	35	0.06%
205.	http://es.epa.gov/ncer/biodiversity/multimedia/	35	0.06%
206.	http://es.epa.gov/ncer/rfa/2004/2004_biomarkers.html	35	0.06%
207.	http://es.epa.gov/ncer/rfa/2006/2006_gro_solicitation.html	35	0.06%
208.	http://es.epa.gov/ncer/fellow/forum/conference/08/may19/logistics.html	35	0.06%
209.	http://es.epa.gov/ncer/sbir/current_solicitation.html	35	0.06%
210.	http://es.epa.gov/ncer/childrenscenters/smoke.html	35	0.06%
211.	http://es.epa.gov/ncer/rfa/archive/grants/	35	0.06%
212.	http://es.epa.gov/ncerqa/rfa/undgrad.html	34	0.06%
213.	http://es.epa.gov/ncer/publications/terms/phase2_tc.html	34	0.06%
214.	http://es.epa.gov/ncer/childrenscenters/dukediagram.html	34	0.06%
215.	http://es.epa.gov/ncer/rfa/2004/2004_aqua_sys.html	34	0.06%
216.	http://es.epa.gov/ncer/grants/recipients_index.html	34	0.06%
217.	http://es.epa.gov/ncer/fellow/forum/conference/08/may19/registration.html	33	0.06%
218.	http://es.epa.gov/ncer/p3/epa/	33	0.06%
219.	http://es.epa.gov/ncer/childrenscenters/research_areas.html	33	0.06%
220.	http://es.epa.gov/ncer/rfa/current/2003_comptox.html	33	0.06%
221.	http://es.epa.gov/ncer/science/endocrine/reportspub.html	33	0.06%
222.	http://es.epa.gov/ncer/publications/workshop/8-23-2005/participants.html	33	0.06%
223.	http://es.epa.gov/ncer/events/calendar/2004/feb4/logistics.html	33	0.06%
224.	http://es.epa.gov/ncer/publications/meetings/10_26_05/abstracts/do.html	33	0.06%
225.	http://es.epa.gov/ncer/childrenscenters/newinvestigators.html	33	0.06%
226.	http://es.epa.gov/ncer/p3/project_websites/2007/2007awardwinners.html	32	0.05%
227.	http://es.epa.gov/ncer/guidance/faqs.html	32	0.05%

	Pages	Visits	% Visits
228.	http://es.epa.gov/ncer/fellow/posters/2004_star_grad_fellow_conf_posters.html	32	0.05%
229.	http://es.epa.gov/ncer/rfa/archive/grants/02/02marketmech.html	32	0.05%
230.	http://es.epa.gov/ncer/fellow/recipient/star_fellow08.html	32	0.05%
231.	http://es.epa.gov/ncer/cns/programs.html	32	0.05%
232.	http://es.epa.gov/ncer/events/news/2003/01_15_03a.html	31	0.05%
233.	http://es.epa.gov/ncer/rfa/archive/sbir/sbir_phase1_2002.html	31	0.05%
234.	http://es.epa.gov/ncer/p3/press/awardagenda06.html	31	0.05%
235.	http://es.epa.gov/ncer/p3/project_websites/2005/2005_phase_1_project_websites.html	31	0.05%
236.	http://es.epa.gov/ncer/fellow/forum/contacts.html	31	0.05%
237.	http://es.epa.gov/ncerqa/sbir/sbir97/coversheet.html	31	0.05%
238.	http://es.epa.gov/ncer/rfa/current/2003_mai_under.html	31	0.05%
239.	http://es.epa.gov/ncer/rfa/2004/2004_sustainability_engineering_curricula.html	30	0.05%
240.	http://es.epa.gov/ncer/nano/solicitation/	30	0.05%
241.	http://es.epa.gov/ncer/fellow/recipient/star_fellow05.html	30	0.05%
242.	http://es.epa.gov/ncer/rfa/2007/2007_star_gro_grad.html	30	0.05%
243.	http://es.epa.gov/ncer/p3/photo.html	30	0.05%
244.	http://es.epa.gov/ncer/childrenscenters/newsroom.html	30	0.05%
245.	http://es.epa.gov/ncer/p3/press/04_26_07_msnbc.html	30	0.05%
246.	http://es.epa.gov/ncer/nano/links/	30	0.05%
247.	http://es.epa.gov/ncer/fellow/forum/abstractguide.html	30	0.05%
248.	http://es.epa.gov/ncer/childrenscenters/basic_info.html	30	0.05%
249.	http://es.epa.gov/ncer/rfa/2005/2005_exp_meas_tools.html	30	0.05%
250.	http://es.epa.gov/ncer/childrenscenters/pcb.html	30	0.05%
251.	http://es.epa.gov/ncer/rfa/2007/2007_star_biomarkers.html	30	0.05%
252.	http://es.epa.gov/ncer/science/endocrine/researchproj.html	29	0.05%
253.	http://es.epa.gov/ncer/rfa/2007/2007_comp_tox.html	29	0.05%
254.	http://es.epa.gov/ncer/childrenscenters/biographies.html	29	0.05%
255.	http://es.epa.gov/ncer/biodiversity/recipient.html	29	0.05%
256.	http://es.epa.gov/ncer/events/news/2008/11_26_08c_feature.html	29	0.05%
257.	http://es.epa.gov/ncer/rfa/2006/2006_star_mmi.html	29	0.05%
258.	http://es.epa.gov/ncer/events/news/2006/	29	0.05%
259.	http://es.epa.gov/ncer/events/news/2008/04_19_08a_tpostory.html	29	0.05%

	Pages	Visits	% Visits
260.	http://es.epa.gov/ncer/rfa/archive/grants/01/mercury01.html	29	0.05%
261.	http://es.epa.gov/ncer/sbir/08awards/	29	0.05%
262.	http://es.epa.gov/ncer/rfa/2007/2007_star_part_matter.html	29	0.05%
263.	http://es.epa.gov/ncer/sbir/agency/govtwide.html	28	0.05%
264.	http://es.epa.gov/ncer/childrenscenters/michigan.html	28	0.05%
265.	http://es.epa.gov/ncer/publications/nano/	28	0.05%
266.	http://es.epa.gov/ncer/nano/relevant_meetings/	28	0.05%
267.	http://es.epa.gov/ncer/p3/ceremony/	28	0.05%
268.	http://es.epa.gov/ncer/publications/bibliometrics/	28	0.05%
269.	http://es.epa.gov/ncer/events/news/	28	0.05%
270.	http://es.epa.gov/ncer/links.html	28	0.05%
271.	http://es.epa.gov/ncer/childrenscenters/additional_resources.html	28	0.05%
272.	http://es.epa.gov/ncer/p3/success/oberlin.html	27	0.05%
273.	http://es.epa.gov/ncer/nano/lectures/092605_lecture.html	27	0.05%
274.	http://es.epa.gov/ncer/p3/event_2008/audio_files/	27	0.05%
275.	http://es.epa.gov/ncer/events/news/2009/01_23_09_iframe.html	27	0.05%
276.	http://es.epa.gov/ncer/rfa/2004/2004_sbir_phase1_pac-swest.html	27	0.05%
277.	http://es.epa.gov/ncer/biodiversity/workshop.html	27	0.05%
278.	http://es.epa.gov/ncer/events/news/2004/06_18_04a.html	27	0.05%
279.	http://es.epa.gov/ncer/rfa/archive/fellow/02undergrad.html	27	0.05%
280.	http://es.epa.gov/ncer/fellow/recipients/star_fellow03.html	27	0.05%
281.	http://es.epa.gov/ncer/science/endocrine/wildlife.html	27	0.05%
282.	http://es.epa.gov/ncer/p3/project_websites/2006/2006awardwinners.html	27	0.05%
283.	http://es.epa.gov/ncer/p3/forum/aaas.html	27	0.05%
284.	http://es.epa.gov/ncer/rfa/2004/2004_sbir_phase1_poll-prev.html	27	0.05%
285.	http://es.epa.gov/ncer/events/news/2003/	26	0.04%
286.	http://es.epa.gov/ncer/rfa/current/2003_pm_epi.html	26	0.04%
287.	http://es.epa.gov/ncer/p3/info/partners.html	26	0.04%
288.	http://es.epa.gov/ncer/events/calendar/2006/apr26/bios.html	26	0.04%
289.	http://es.epa.gov/ncer/p3/success/	26	0.04%
290.	http://es.epa.gov/ncer/events/news/2005/11_17_05_feature.html	26	0.04%
291.	http://es.epa.gov/ncer/p3/other/	26	0.04%
292.	http://es.epa.gov/ncer/p3/designs_sustain_rfp_2005.html	26	0.04%

	Pages	Visits	% Visits
293.	http://es.epa.gov/ncerqa/sbir/	26	0.04%
294.	http://es.epa.gov/ncer/nano/research/nano_fate_and_transport.html	26	0.04%
295.	http://es.epa.gov/ncer/events/news/2005/	26	0.04%
296.	http://es.epa.gov/ncer/events/calendar/2009/feb19/agenda.html	25	0.04%
297.	http://es.epa.gov/ncer/childrenscenters/sinai_pubs.html	25	0.04%
298.	http://es.epa.gov/ncer/events/news/2009/02_03_09_feature.html	25	0.04%
299.	http://es.epa.gov/ncer/nano/lectures/071805_lecture.html	25	0.04%
300.	http://es.epa.gov/ncer/multimedia.html	25	0.04%
301.	http://es.epa.gov/ncer/rfa/postdoc.html	25	0.04%
302.	http://es.epa.gov/ncer/childrenscenters/exposuremap.html	25	0.04%
303.	http://es.epa.gov/ncer/rfa/2005/2005_yep.html	25	0.04%
304.	http://es.epa.gov/ncer/P3/peerreview.html	25	0.04%
305.	http://es.epa.gov/ncer/rfa/2007/2007_gro_nano.html	25	0.04%
306.	http://es.epa.gov/ncer/p3/project_websites/2008/	25	0.04%
307.	http://es.epa.gov/ncer/publications/archive/aaas97.html	25	0.04%
308.	http://es.epa.gov/ncer/fellow/forum/conference/08/may19/hotelinfo.html	25	0.04%
309.	http://es.epa.gov/ncer/rfa/archive/grants/97/mission.html	24	0.04%
310.	http://es.epa.gov/ncer/events/news/2003/nas_special.html	24	0.04%
311.	http://es.epa.gov/ncer/rfa/2004/2004_source_pm.html	24	0.04%
312.	http://es.epa.gov/ncer/p3/past/	24	0.04%
313.	http://es.epa.gov/ncer/publications/workshop/8-18-04/abstracts/sadik_long.html	24	0.04%
314.	http://es.epa.gov/ncerqa_abstracts/sbir/other/monana_warburto.html	24	0.04%
315.	http://es.epa.gov/ncer/nano/publications/9-15-2003/presentations.html	24	0.04%
316.	http://es.epa.gov/ncer/rfa/2008/2008_star_novelapproaches.html	24	0.04%
317.	http://es.epa.gov/ncer/rfa/2004/2004_collab_science.html	24	0.04%
318.	http://es.epa.gov/ncer/rfa/current/2003_expos_assess.html	24	0.04%
319.	http://es.epa.gov/ncer/publications/terms/phase1_tc.html	24	0.04%
320.	http://es.epa.gov/ncer/rfa/2004/2004_ecohab.html	24	0.04%
321.	http://es.epa.gov/ncer/rfa/2004/2004_sbirstphase1_haz-waste.html	24	0.04%
322.	http://es.epa.gov/ncer/fellow/recipients/gro_underground_fellow08.html	23	0.04%


	Pages	Visits	% Visits
323.	http://es.epa.gov/ncer/rfa/2004/2004_comp_tox.html	23	0.04%
324.	http://es.epa.gov/ncer/childrenscenters/controllingpest.html	23	0.04%
325.	http://es.epa.gov/ncer/fellow/forum/sites.html	23	0.04%
326.	http://es.epa.gov/ncer/p3/forum/	23	0.04%
327.	http://es.epa.gov/ncer/guidance/faqs/faq_gro_undergrad.html	23	0.04%
328.	http://es.epa.gov/ncer/nano/research/nano_remediation.html	23	0.04%
329.	http://es.epa.gov/ncer/fellow/forum/inventory.html	23	0.04%
330.	http://es.epa.gov/ncer/rfa/archive/grants/01/phytores00.html	23	0.04%
331.	http://es.epa.gov/ncer/events/news/2008/03_03_08_top_story.html	23	0.04%
332.	http://es.epa.gov/ncer/rfa/2004/2004_pm_research.html	23	0.04%
333.	http://es.epa.gov/ncer/fellow/forum/conresources.html	23	0.04%
334.	http://es.epa.gov/ncer/fellow/posters/	23	0.04%
335.	http://es.epa.gov/ncer/rfa/2004/2004_low_dose.html	23	0.04%
336.	http://es.epa.gov/ncer/centers/	22	0.04%
337.	http://es.epa.gov/ncer/rfa/current/2003_child_health.html	22	0.04%
338.	http://es.epa.gov/ncer/p3/teams/	22	0.04%
339.	http://es.epa.gov/ncer/rfa/2004/2004_nano.html	22	0.04%
340.	http://es.epa.gov/ncerqa_abstracts/grants/94/cpwater/wtr12.html	22	0.04%
341.	http://es.epa.gov/ncerqa/qa/qa_docs.html	22	0.04%
342.	http://es.epa.gov/ncer/publications/workshop/10_26_05/presentations.html	22	0.04%
343.	http://es.epa.gov/ncer/p3/press/05_01_07_western.html	22	0.04%
344.	http://es.epa.gov/ncer/sbir/presentations.html	22	0.04%
345.	http://es.epa.gov/ncer/p3/press/04_26_07_mtimes.html	22	0.04%
346.	http://es.epa.gov/ncer/p3/press/05_07_07.html	22	0.04%
347.	http://es.epa.gov/ncer/rfa/current/2004_gro_grad_fellow.html	22	0.04%
348.	http://es.epa.gov/ncer/p3/success/berkeley.html	22	0.04%
349.	http://es.epa.gov/ncer/science/economics/economics.html	22	0.04%
350.	http://es.epa.gov/ncer/events/news/2005/04_13_05_feature.html	22	0.04%
351.	http://es.epa.gov/ncer/science/economics/recipients.html	22	0.04%
352.	http://es.epa.gov/ncer/childrenscenters/harvard_projects.html	21	0.04%
353.	http://es.epa.gov/ncer/events/news/2006/09_29_06_p3.html	21	0.04%

	Pages	Visits	% Visits
354.	http://es.epa.gov/ncer/events/news/2008/04_30_08_calendar.html	21	0.04%
355.	http://es.epa.gov/ncer/cns/news.html	21	0.04%
356.	http://es.epa.gov/ncer/p3/info/cosponsors.html	21	0.04%
357.	http://es.epa.gov/ncer/p3/project_photos/2005_projects.html	21	0.04%
358.	http://es.epa.gov/ncer/staa/annual/2007/2007honorable.html	21	0.04%
359.	http://es.epa.gov/ncer/rfa/2005/2005_pathogens_drinking_water.html	21	0.04%
360.	http://es.epa.gov/ncer/rfa/current/2003_microbial.html	21	0.04%
361.	http://es.epa.gov/ncer/biodiversity/programs.html	20	0.03%
362.	http://es.epa.gov/ncer/nano/lectures/roco.html	20	0.03%
363.	http://es.epa.gov/ncer/fellow/forum/conference.html	20	0.03%
364.	http://es.epa.gov/ncer/08cein/	20	0.03%
365.	http://es.epa.gov/ncer/sbir/workshops.html	20	0.03%
366.	http://es.epa.gov/ncer/p3/press/04_16_07.html	20	0.03%
367.	http://es.epa.gov/ncer/events/news/2007/	20	0.03%
368.	http://es.epa.gov/ncer/p3/expo/events.html	20	0.03%
369.	http://es.epa.gov/ncer/p3/success/lehigh.html	20	0.03%
370.	http://es.epa.gov/ncer/publications/meetings/	20	0.03%
371.	http://es.epa.gov/ncer/fellow/forum/2006stargro.html	20	0.03%
372.	http://es.epa.gov/ncer/fellow/recipient/star_fellow06.html	20	0.03%
373.	http://es.epa.gov/ncerqa_abstracts/sbir/93/phase1/topicb4.html	20	0.03%
374.	http://es.epa.gov/ncer/p3/grantrecip.html	19	0.03%
375.	http://es.epa.gov/ncer/p3/press/11_14_06.html	19	0.03%
376.	http://es.epa.gov/ncer/rfa/archive/sbir/	19	0.03%
377.	http://es.epa.gov/ncer/publications/workshop/06_07_07_ecological.html	19	0.03%
378.	http://es.epa.gov/ncer/events/news/2004/	19	0.03%
379.	http://es.epa.gov/ncer/events/news/2002/09_05_02a.html	19	0.03%
380.	http://es.epa.gov/ncer/rfa/2004/2004_valuation.html	19	0.03%
381.	http://es.epa.gov/ncer/rfa/current/2003_market_mech.html	19	0.03%
382.	http://es.epa.gov/ncer/fellow/recipient/star_fellow07.html	19	0.03%
383.	http://es.epa.gov/ncer/rfa/archive/grants/00/explfuturefnl.html	19	0.03%
384.	http://es.epa.gov/ncer/events/news/2008/03_25_08_top_story.html	19	0.03%
385.	http://es.epa.gov/ncer/fellow/forum/conference/08/may19/faq.html	19	0.03%

	Pages	Visits	% Visits
386.	http://es.epa.gov/ncer/P3/forms/	19	0.03%
387.	http://es.epa.gov/ncer/staa/winzip_guide.html	19	0.03%
388.	http://es.epa.gov/ncer/centers/eagles/	19	0.03%
389.	http://es.epa.gov/ncer/rfa/archive/grants/02/02nanotech.html	19	0.03%
390.	http://es.epa.gov/ncer/rfa/archive/grants/01/tse01.html	19	0.03%
391.	http://es.epa.gov/ncer/events/news/2008/04_23_08c_feature.html	19	0.03%
392.	http://es.epa.gov/ncer/08fellowships/	19	0.03%
393.	http://es.epa.gov/ncerqa_abstracts/sbir/other/monana_kohn.html	19	0.03%
394.	http://es.epa.gov/ncer/rfa/2004/2004_microbial_risk.html	19	0.03%
395.	http://es.epa.gov/ncer/rfa/archive/grants/96/grants96.html	19	0.03%
396.	http://es.epa.gov/ncer/staa/annual/2007/honorable.html	19	0.03%
397.	http://es.epa.gov/ncer/childrenscenters/cincinnati_projects.html	19	0.03%
398.	http://es.epa.gov/ncer/sbir/success_story_form.html	19	0.03%
399.	http://es.epa.gov/ncer/p3/event_2008/judges/bios.html	18	0.03%
400.	http://es.epa.gov/ncer/events/news/2007/10_17_07_feature.html	18	0.03%
Subtotal for rows: 1 - 400		46,655	78.24%
Other		12,979	21.76%
Total		59,634	100.00%

items 1-400 of 1000

Entry Pages - Help Card

 **Column Definitions**

Entry Page
The first page in a given visit. Every visit has one and only one entry page.

Visits
For each entry page, the total number of visits that began with that entry page, during this time period.

%
For each page (row), the percentage of all visits to the site that went to that particular page during the report time period.



Report Descriptions

Briefly:

A visit can begin on a given page if a visitor:

- types the URL of the page in their browser then clicks on "Go"
- clicks on a bookmark to the page (stored from a previous visit)
- clicks on a link on a different site that points to the file. The link can appear to be text or an image, such as a banner ad.
- clicks on a link to the page in an e-mail. Again, the link can appear to be text or an image.
- clicks on a link on a search engine results page that points to this page
- activates an applet on another site or in a program that transfers them to this page

Finally, a visit can seem to begin on a given page if a visitor was already on the site, but allowed more than 30 minutes to elapse between clicks. When such a pause occurs, WebTrends counts two visits, one before and one after the pause. In other words, WebTrends considers a timeout of more than 30 minutes to be a de facto end of a visit. Consequently, the first page visited after the long pause will appear as an Entry Page for a new visit. Likewise, the last Page Viewed before the long pause will appear in the Exit Pages report. (*Note: the timeout is configurable in WebTrends via Options*)

If your site has more than one URL for a certain page, for example, /home.html and /home.asp, consider combining their statistics to get an accurate picture of how frequently that page's content is seen.

Uses and Interpretation:

Look at each page on the Entry Pages report and ask yourself whether it is suitable as the first page a visitor sees. For example, it can be argued that entry pages should:

- identify the site and/or brand
- have a clear link to the home page
- show the same navigation bars as the rest of the site

If a page that's frequently an entry page doesn't do all these things, consider modifying it to conform with best practices.

Other relevant reports and analyses:

1. Referring URLs for these entry pages.
2. Relationship to Exit Pages and Single Page Visits.
3. Correcting for multiple URLs for the same Page View.