

## Copy of NCER Web Site Statistics

Web Log Analysis Monthly Report June 2004

Report Range:06/01/2004 00:00:00 – 06/30/2004 23:59:59



This report was generated by WebTrends(R) Tuesday July 13, 2004 – 08:51:08  
Final report conversion by WebTrends Document Utility, Version 6.1a (build 419)

*(c) 1996–2003 NetIQ Corporation. All rights reserved.*

# Table of Contents

Overview Dashboard.....	1
Visitors Dashboard.....	3
Top Visitors.....	7
New vs. Return Visits.....	9
Visitors by Number of Visits.....	11
Visitors Trend.....	13
Visits Trend.....	17
Top Organizations.....	19
Top Authenticated Usernames.....	21
Top Domain Names.....	23
Top-Level Domain Types.....	25
Geography Dashboard.....	27
Top Regions.....	29
Top Countries.....	31
Pages Dashboard.....	33
Top Pages.....	35
Top Content Groups.....	37
Top Directories.....	39
Files Dashboard.....	41
Most Downloaded Files.....	43
Most Accessed File Types.....	45
Most Uploaded Files.....	47
URL ID Parameter Analysis by Visits.....	49
URL ID Parameter Analysis by Hits.....	51
Navigation Dashboard.....	53
Top Entry Pages.....	55

# Table of Contents

Top Entry Files.....	57
Top Exit Pages.....	59
Single Access Pages.....	61
Top Paths Through Site.....	63
Technical Dashboard.....	65
Page Views Trend.....	67
Hits Trend.....	69
Bandwidth: Kbytes Transferred Trend.....	71
Server Cluster Load Balance.....	73
Average Time to Serve Pages.....	75
Errors Dashboard.....	77
Client Errors.....	79
File Not Found Errors.....	81
Server Errors.....	83
Activity Dashboard.....	85
Visits by Number of Pages Viewed.....	87
Visits by Day of the Week.....	89
Hits by Day of the Week.....	91
Visits by Hour of the Day.....	93
Hits by Hour of the Day.....	95
Visit Duration by Visits.....	97
Visit Duration by Page Views.....	99
Browsers and Platforms Dashboard.....	101
Top Browsers.....	103
Top Browsers by Version.....	105
Top Spiders.....	113

# Table of Contents

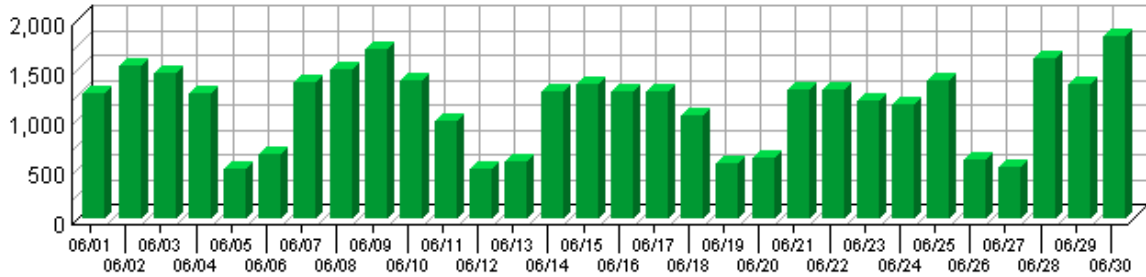
Top Platforms.....	115
Glossary.....	117



# Overview Dashboard

This displays key graphs and tables that provide an overview of the entire report. Click on the title of a graph or table to navigate to the corresponding page.

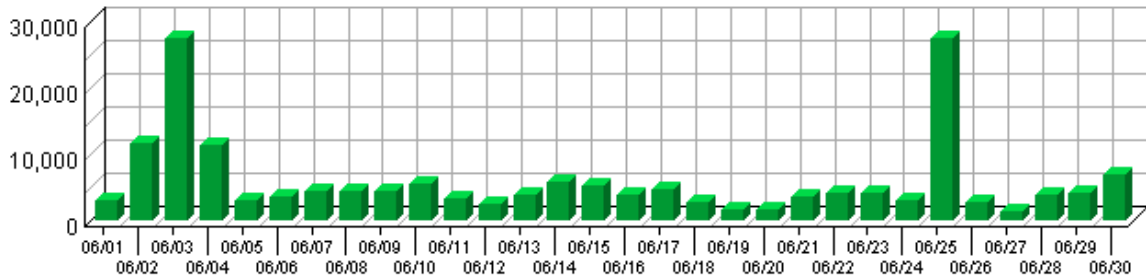
### Visits Trend



### Visit Summary

Visits	34,313
Average per Day	1,143
Average Visit Length	00:13:24
Median Visit Length	00:02:14
International Visits	6.68%
Visits of Unknown Origin	46.19%
Visits from Your Country: United States (US)	47.13%

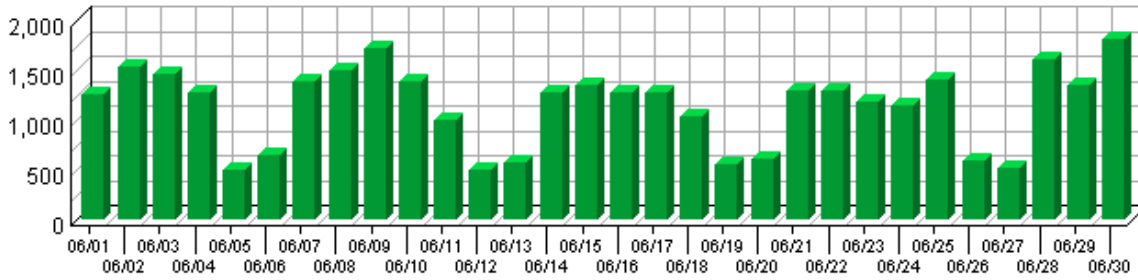
### Page Views Trend



### Page View Summary

Page Views	176,042
Average per Day	5,868
Average Page Views per Visit	5.13

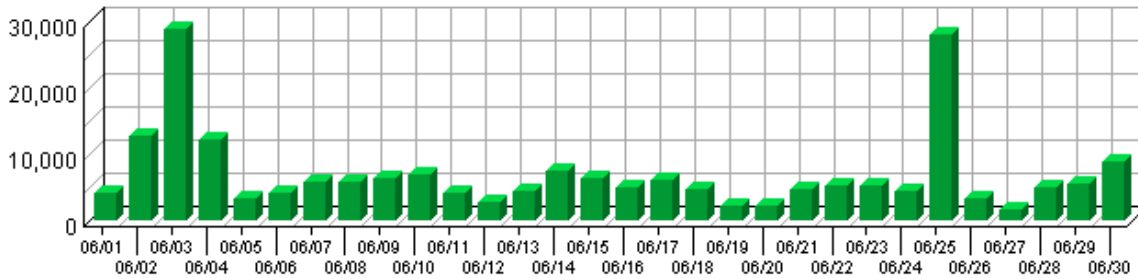
### Visitors Trend



### Visitor Summary

Unique Visitors	21,954
Visitors Who Visited Once	18,516
Visitors Who Visited More Than Once	3,438
Average Visits per Visitor	1.56

### Hits Trend



### Hit Summary

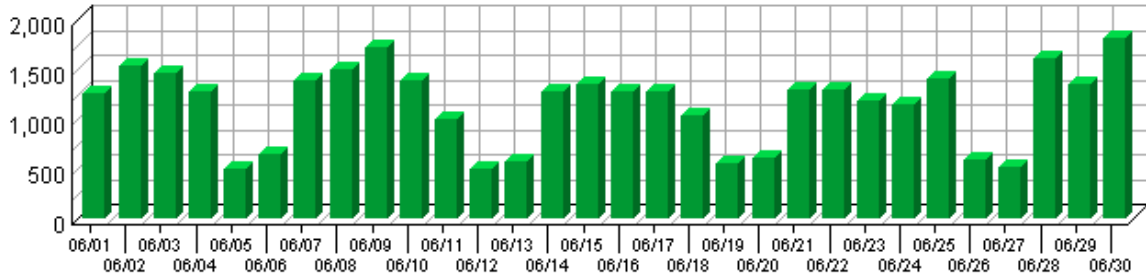
Successful Hits for Entire Site	208,460
Average Hits per Day	6,948
Home Page Hits	9,625



# Visitors Dashboard

This displays key graphs and tables that provide an overview of the Visitors chapter. Click on the title of a graph or table to navigate to the corresponding page.

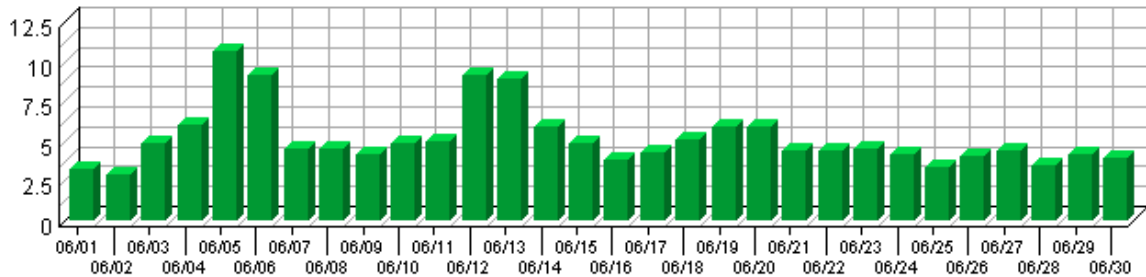
**Visitors Trend**



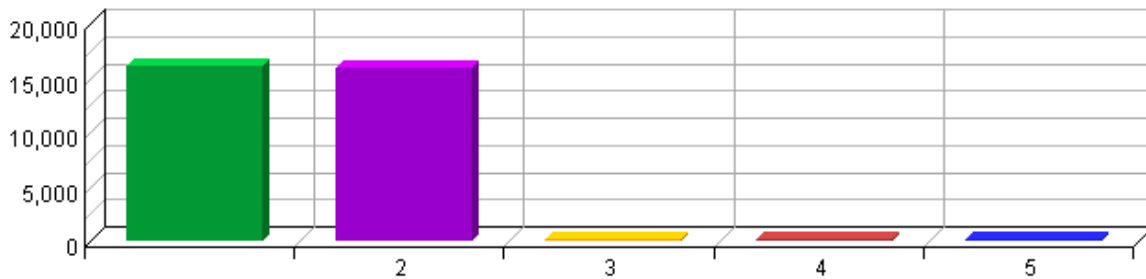
**Visit Summary**

Visits	34,313
Average per Day	1,143
Average Visit Length	00:13:24
Median Visit Length	00:02:14
International Visits	6.68%
Visits of Unknown Origin	46.19%
Visits from Your Country: United States (US)	47.13%

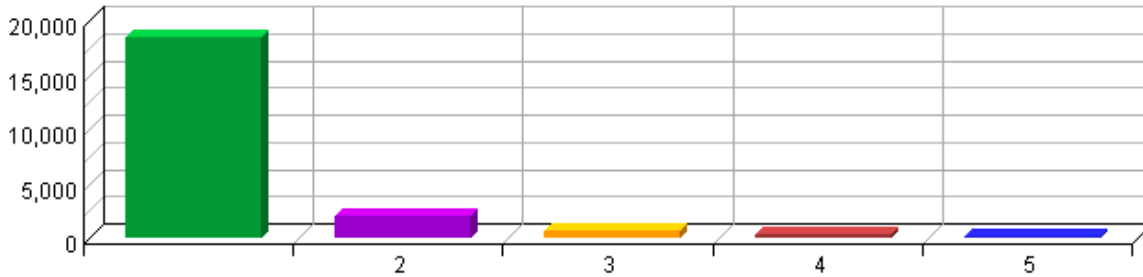
**Average Length of Visit Trend**



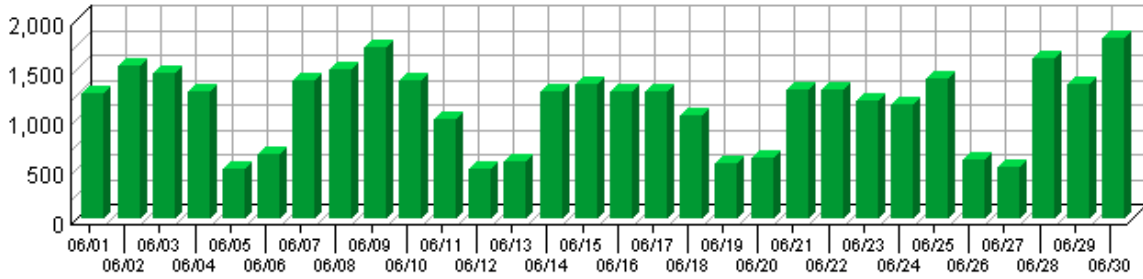
**Top Countries by Visits**



**Visitors by Number of Visits**



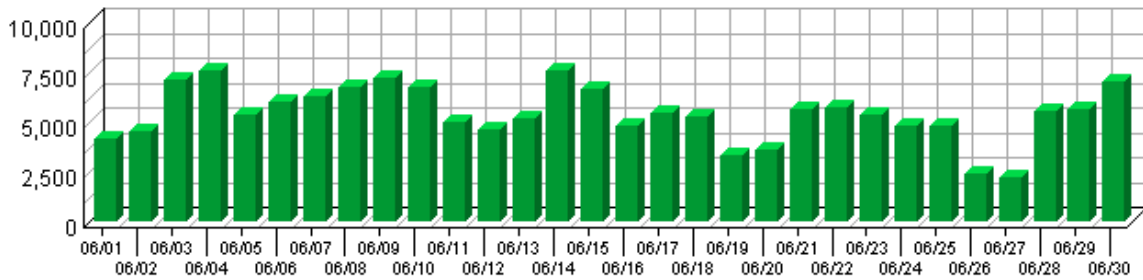
**Visitors Trend**



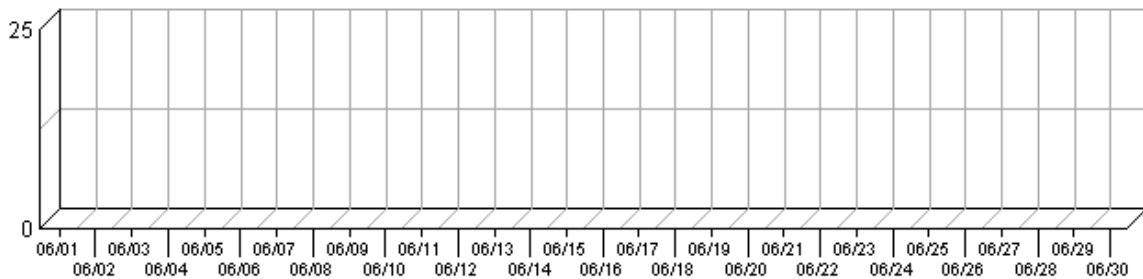
**Visitor Summary**

Unique Visitors	21,954
Visitors Who Visited Once	18,516
Visitors Who Visited More Than Once	3,438
Average Visits per Visitor	1.56

**Visitor Minutes Trend**



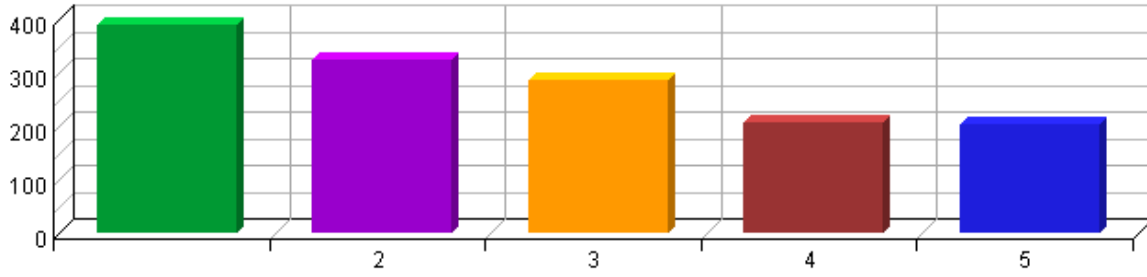
**First Time Visitors Trend**



**New vs. Return Visits**



**Top Visitors by Visits**

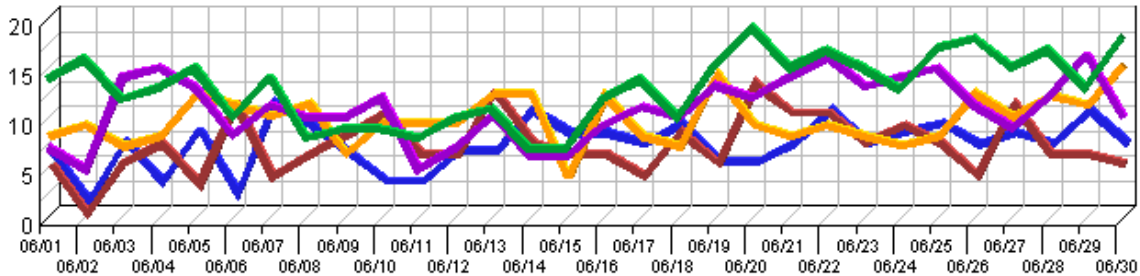




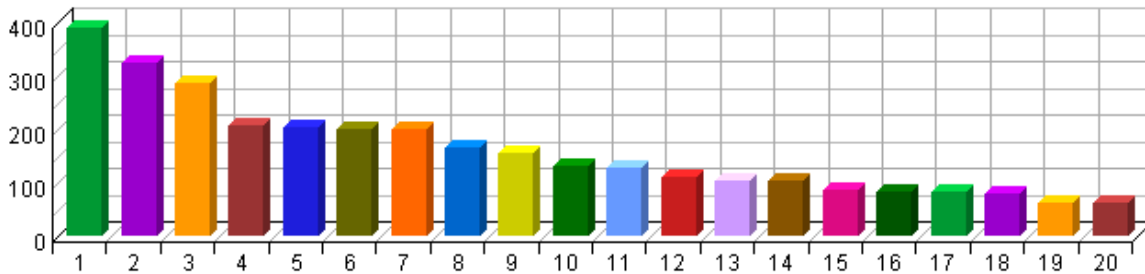
# Top Visitors

This report identifies the IP address, domain name, or cookie of each visitor, and identifies the visitor's relative activity level on the site. If you use cookies to track visits, Reporting Center can differentiate between hits from different visitors with the same IP address.

**Top Visitors by Visits Trend**



**Top Visitors by Visits**



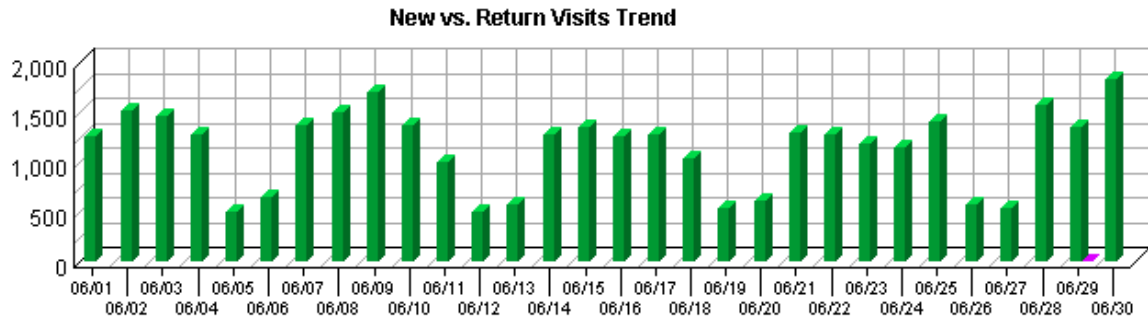
**Top Visitors**

	Visitor	Visits	%	Hits
1.	lj1021.inktomisearch.com_Mozilla/5.0 (compatible; Yahoo! Slurp; http://help.yahoo.com/help/us/ysearch/slurp)	391	1.14%	3,301
2.	msnbot64135.search.msn.com_msnbot/0.11 (+http://search.msn.com/msnbot.htm)	324	0.94%	5,575
3.	fj5011.inktomisearch.com_Mozilla/5.0 (compatible; Yahoo! Slurp; http://help.yahoo.com/help/us/ysearch/slurp)	287	0.84%	1,290
4.	64.241.242.0_Mozilla/4.0 (compatible; grub-client-2.3)	207	0.60%	308
5.	crawler10.googlebot.com_Googlebot/2.1 (+http://www.googlebot.com/bot.html)	203	0.59%	9,759
6.	204.95.98.253_msnbot/0.11 (+	201	0.59%	306

7.	http://search.msn.com/msnbot. htm) hfcuvt.com_Mozilla/4.0 (compatible; MSIE 5.5; Windows NT 5. 0) Fetch API Request	201	0.59%	1,952
8.	egspd431.teoma.com_Mozilla/2. 0 (compatible; Ask Jeeves/ Teoma)	164	0.48%	4,469
9.	ex173.wc.ask.com_Mozilla/4.0 (compatible; MSIE 6.0; Windows NT 5.2; .NET CLR 1.1.4322)	155	0.45%	220
10.	adsl-67-119-253-169.dsl.sndg02.pacbell.net_Java/1.4.2	132	0.38%	317
11.	d161-080-046-115.dhcp.epa.gov_Mozilla/4.0 (compatible; MSIE 6.0; Windows NT 5.1; .NET CLR 1.1.4322)	129	0.38%	3,179
12.	crawl24-public.alexa.com_ia_archiver	110	0.32%	475
13.	198-76-172-69.cos.com_libwww-perl/5.79	105	0.31%	386
14.	62.119.133.0_psbot/0.1 (+http://www.picsearch.com/bot.html)	105	0.31%	474
15.	lafextra.axone.fr_sjkkhf8	87	0.25%	189
16.	163.29.18.253_Mozilla/4.0 (compatible; MSIE 5.5; Windows NT 5.0) Fetch API Request	84	0.24%	890
17.	crawler1.marketcentral.com_Java/1.4.1_05	83	0.24%	299
18.	65.160.83.0_Mozilla/4.0 (compatible;)	79	0.23%	89
19.	d161-080-046-115.dhcp.epa.gov_Mozilla/4.0 (compatible; MSIE 6.0; Windows NT 5.0; .NET CLR 1.1.4322)	63	0.18%	550
20.	66-95-205-135.client.dsl.net_Mozilla/4.0 (compatible; MSIE 6.0; Windows NT 5.0)	62	0.18%	491
	<b>Subtotal</b>	<b>3,172</b>	<b>9.25%</b>	<b>34,519</b>
	<b>Other</b>	<b>31,134</b>	<b>90.75%</b>	<b>173,862</b>
	<b>Total</b>	<b>34,306</b>	<b>100.00%</b>	<b>208,381</b>

# New vs. Return Visits

This report compares the number of visits by new and returning visitors to your site.



**New vs. Return Visits**

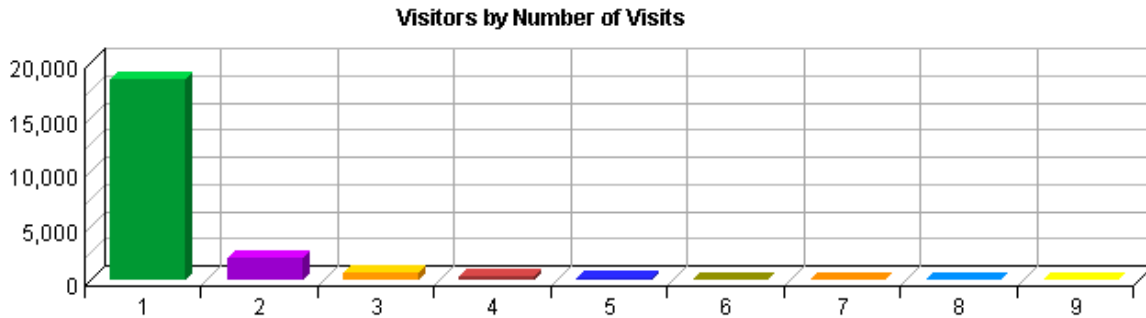
Visitor Type	Visits	%
1. Returning Visitors	34,305	100.00%
2. Users Without Cookies	1	0.00%
<b>Total</b>	<b>34,306</b>	<b>100.00%</b>





# Visitors by Number of Visits

This report shows the distribution of visitors based on how many times each visitor visited your site.



Visitors by Number of Visits

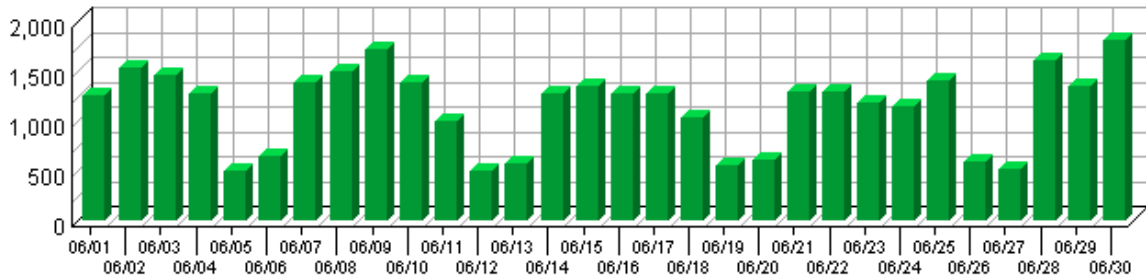
Number of Visits	Unique Visitors	%
1 visit	18,516	84.34%
2 visits	2,008	9.15%
3 visits	608	2.77%
4 visits	272	1.24%
5 visits	156	0.71%
6 visits	72	0.33%
7 visits	47	0.21%
8 visits	44	0.20%
9 visits	30	0.14%
<b>Subtotal</b>	<b>21,753</b>	<b>99.08%</b>
<b>Other</b>	<b>201</b>	<b>0.92%</b>
<b>Total</b>	<b>21,954</b>	<b>100.00%</b>



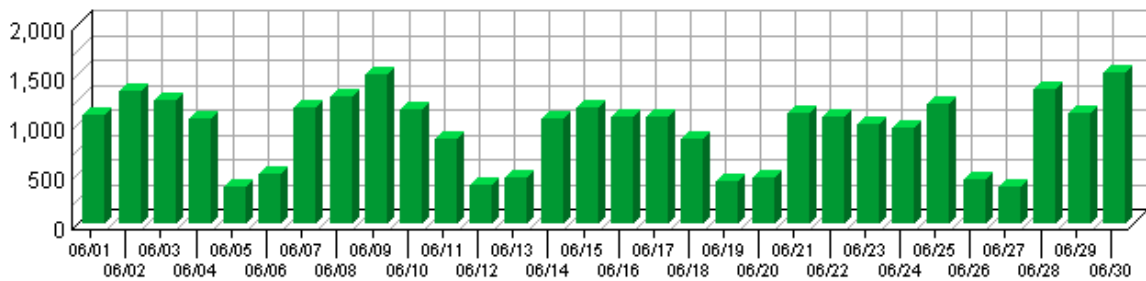
# Visitors Trend

This report shows how many times visitors visited your web site and how long they stayed. The information is divided into time slices based on the duration of the log file. Visits are freshly counted during each time interval in the report. Some visits may span more than one time interval, and therefore a single visit may be counted more than once. This manner of counting visits may cause the Visits Trend total visits to exceed the total visits shown on the Overview Dashboard page.

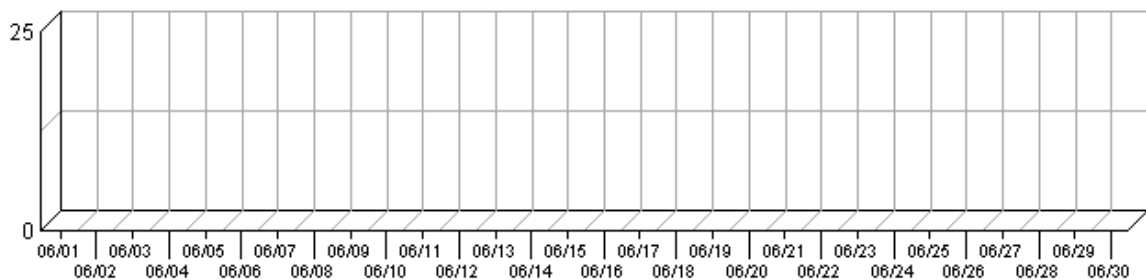
**Visitors Trend**



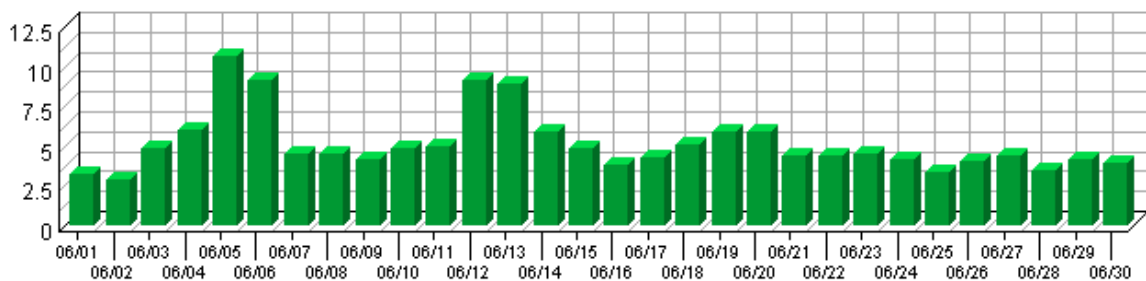
**Unique Visitors Trend**



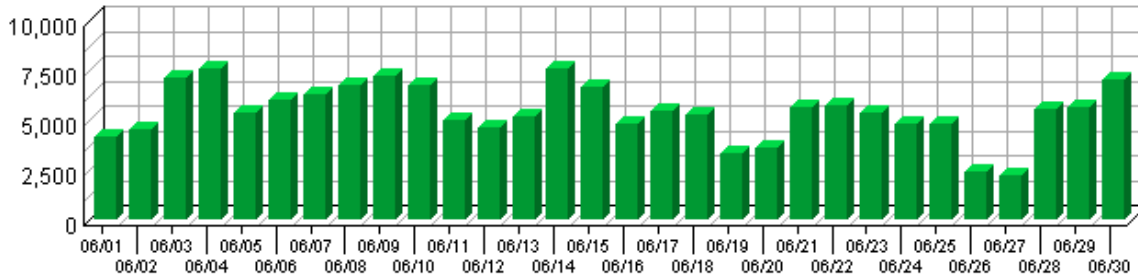
**First Time Visitors Trend**



**Average Length of Visit Trend**



**Visitor Minutes Trend**



**Visitors Trend**

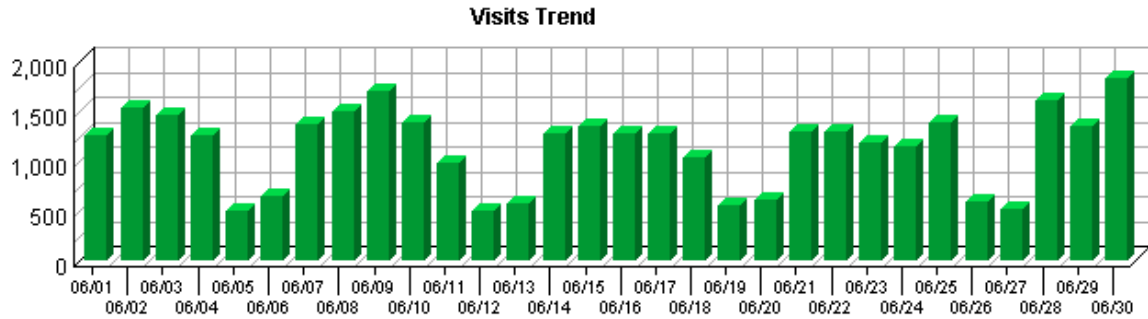
Time Interval	Visits	Unique Visitors	First Time Visitors	Avg Visit Length	Visitor Minutes
06/01	1,265	1,095	0	00:03:16	4,150.02
06/02	1,544	1,331	0	00:02:55	4,511.55
06/03	1,463	1,248	0	00:04:53	7,165.35
06/04	1,272	1,055	0	00:05:59	7,614.62
06/05	508	372	0	00:10:39	5,415.20
06/06	654	500	0	00:09:09	5,990.83
06/07	1,382	1,167	0	00:04:32	6,271.00
06/08	1,498	1,274	0	00:04:29	6,727.08
06/09	1,713	1,498	0	00:04:12	7,216.45
06/10	1,386	1,152	0	00:04:52	6,752.73
06/11	991	853	0	00:05:02	4,999.07
06/12	505	387	0	00:09:10	4,632.52
06/13	581	457	0	00:08:53	5,163.88
06/14	1,284	1,050	0	00:05:55	7,598.45
06/15	1,356	1,164	0	00:04:54	6,657.75
06/16	1,273	1,080	0	00:03:48	4,847.12
06/17	1,282	1,082	0	00:04:14	5,427.20
06/18	1,036	850	0	00:05:03	5,234.53
06/19	550	418	0	00:05:58	3,288.22
06/20	612	469	0	00:05:54	3,618.92
06/21	1,304	1,112	0	00:04:21	5,673.38
06/22	1,291	1,081	0	00:04:25	5,703.93
06/23	1,192	1,002	0	00:04:28	5,339.03
06/24	1,153	972	0	00:04:11	4,828.95
06/25	1,401	1,197	0	00:03:25	4,794.30
06/26	591	439	0	00:04:06	2,431.37
06/27	516	372	0	00:04:22	2,255.68
06/28	1,603	1,345	0	00:03:26	5,509.68
06/29	1,357	1,119	0	00:04:08	5,620.80
06/30	1,816	1,519	0	00:03:53	7,052.40

<b>Average</b>	<b>1,145</b>	<b>955</b>	<b>0</b>	<b>N/A</b>	<b>5,416.40</b>
<b>Total</b>	<b>34,379</b>	<b>28,660</b>	<b>0</b>	<b>N/A</b>	<b>162,492.02</b>



# Visits Trend

This report helps you understand the bandwidth requirements of your site by tracking visits over the course of the report period.



Visits Trend

Time Interval	Visits	%
06/01	1,265	3.69%
06/02	1,540	4.49%
06/03	1,459	4.25%
06/04	1,265	3.69%
06/05	505	1.47%
06/06	651	1.90%
06/07	1,378	4.02%
06/08	1,495	4.36%
06/09	1,707	4.97%
06/10	1,382	4.03%
06/11	986	2.87%
06/12	502	1.46%
06/13	578	1.68%
06/14	1,282	3.74%
06/15	1,352	3.94%
06/16	1,271	3.70%
06/17	1,282	3.74%
06/18	1,033	3.01%
06/19	547	1.59%
06/20	611	1.78%
06/21	1,301	3.79%
06/22	1,288	3.75%
06/23	1,188	3.46%
06/24	1,151	3.35%
06/25	1,398	4.07%

06/26	589	1.72%
06/27	515	1.50%
06/28	1,603	4.67%
06/29	1,356	3.95%
06/30	1,833	5.34%
<b>Total</b>	<b>34,313</b>	<b>100.00%</b>



# Top Organizations

If you have enabled the WebTrends GeoTrends Database for this profile, this page will list the most active companies and other organizations visiting your web site. The second table will show you the most active domain names from each organization.

**No data for this section in the log data analyzed.**

**No data for this section in the log data analyzed.**



# Top Authenticated Usernames

This report identifies the true name and relative activity level of the visitors logging onto a server that requires a user name and password.

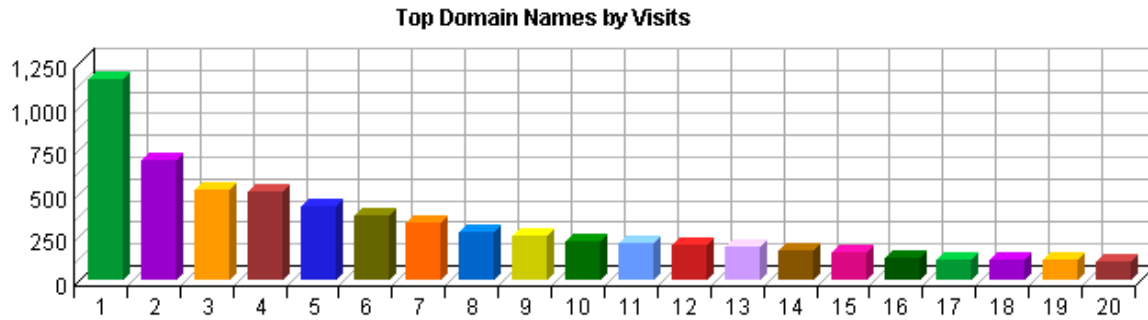
**No data for this section in the log data analyzed.**



# Top Domain Names

The threshold set for this section in the wtm\_wtx.ini file was reached. Results shown in tables and graphs do not reflect the entire contents of the log file(s).

This report lists the domain name that generates the most activity to your web site.



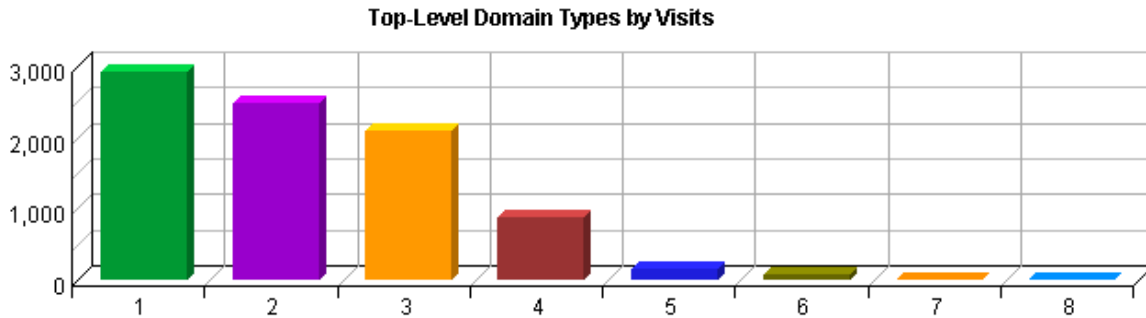
## Top Domain Names

	Domain Name	Visits	%	Hits
1.	<a href="#">epa.gov</a>	1,158	3.37%	15,005
2.	<a href="#">inktomisearch.com</a>	685	2.00%	4,614
3.	<a href="#">comcast.net</a>	514	1.50%	1,200
4.	<a href="#">rr.com</a>	509	1.48%	1,137
5.	<a href="#">pacbell.net</a>	427	1.24%	888
6.	<a href="#">aol.com</a>	376	1.10%	1,137
7.	<a href="#">msn.com</a>	325	0.95%	5,590
8.	<a href="#">googlebot.com</a>	271	0.79%	10,042
9.	64.241.242.0	253	0.74%	356
10.	<a href="#">cox.net</a>	221	0.64%	569
11.	<a href="#">bellsouth.net</a>	212	0.62%	625
12.	<a href="#">adelphia.net</a>	197	0.57%	570
13.	<a href="#">verizon.net</a>	193	0.56%	510
14.	<a href="#">teoma.com</a>	165	0.48%	4,505
15.	<a href="#">attbi.com</a>	156	0.45%	314
16.	<a href="#">swbell.net</a>	126	0.37%	330
17.	<a href="#">covad.net</a>	120	0.35%	266
18.	<a href="#">qwest.net</a>	119	0.35%	294
19.	<a href="#">Level3.net</a>	118	0.34%	291
20.	<a href="#">cos.com</a>	111	0.32%	398
	<b>Subtotal</b>	<b>6,256</b>	<b>18.23%</b>	<b>48,641</b>
	<b>Other</b>	<b>28,057</b>	<b>81.77%</b>	<b>159,819</b>
	<b>Total</b>	<b>34,313</b>	<b>100.00%</b>	<b>208,460</b>



# Top-Level Domain Types

This report provides a breakdown of top-level domain types.



**Top-Level Domain Types**

	<b>Top-Level Domain Types</b>	<b>Visits</b>	<b>%</b>	<b>Hits</b>
1.	Commercial	2,927	34.01%	24,869
2.	Network	2,479	28.80%	7,397
3.	Education	2,090	24.28%	10,017
4.	Government	874	10.15%	5,373
5.	Organization	149	1.73%	391
6.	Military	81	0.94%	170
7.	ARPANET	5	0.06%	11
8.	International	2	0.02%	2
	<b>Total</b>	<b>8,607</b>	<b>100.00%</b>	<b>48,230</b>

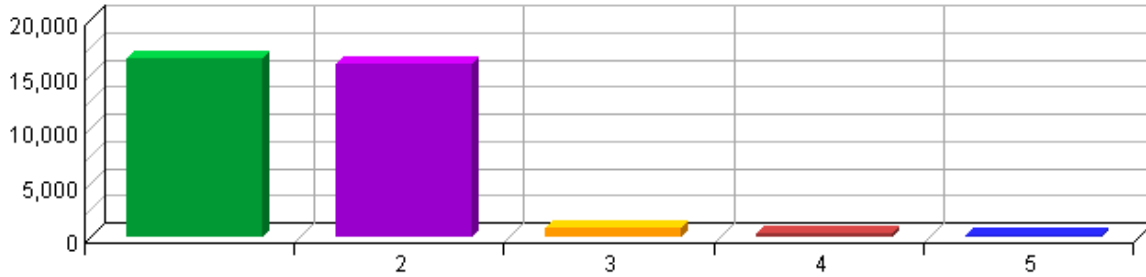




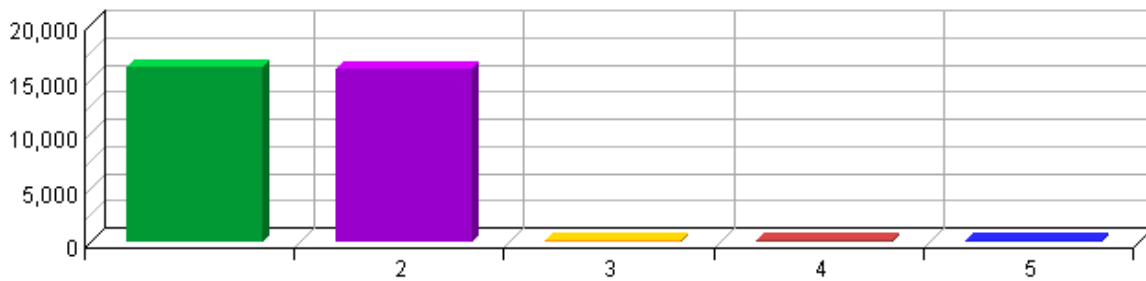
# Geography Dashboard

This displays key graphs and tables that provide an overview of this chapter. Click on the title of a graph or table to navigate to the corresponding page.

**Top Regions by Visits**



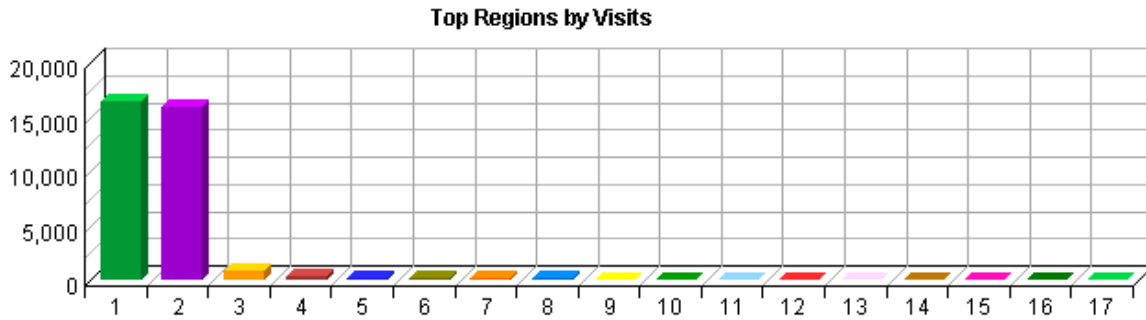
**Top Countries by Visits**





# Top Regions

This report identifies the top geographic regions of the visitors to your site.



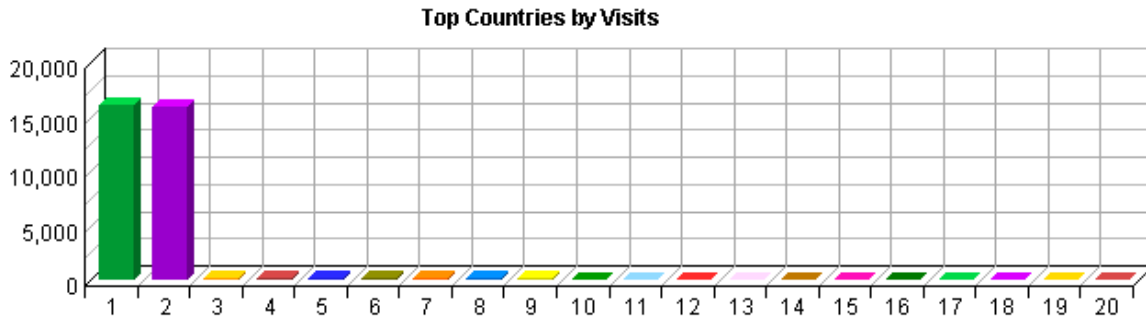
## Top Regions

	<b>Geographic Regions</b>	<b>Visits</b>	<b>%</b>
1.	North America	16,461	47.97%
2.	Region Unspecified	15,850	46.19%
3.	Western Europe	895	2.61%
4.	Asia	407	1.19%
5.	Australia	182	0.53%
6.	Eastern Europe	150	0.44%
7.	Northern Europe	118	0.34%
8.	South America	87	0.25%
9.	Middle East	70	0.20%
10.	Pacific Islands	42	0.12%
11.	Southern Africa	27	0.08%
12.	Caribbean Islands	8	0.02%
13.	Eastern Africa	7	0.02%
14.	Western Africa	4	0.01%
15.	Northern Africa	3	0.01%
16.	Central Africa	1	0.00%
17.	Region Not Known	1	0.00%
	<b>Total</b>	<b>34,313</b>	<b>100.00%</b>



# Top Countries

This report identifies the top countries of the visitors to your site.



## Top Countries

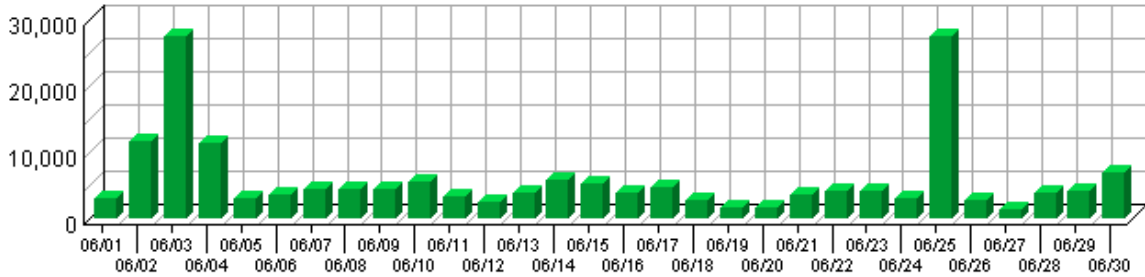
	Countries	Visits	%
1.	United States (US)	16,171	47.13%
2.	Unknown Origin	15,850	46.19%
3.	Canada (CA)	241	0.70%
4.	United Kingdom (UK)	212	0.62%
5.	Japan (JP)	197	0.57%
6.	Australia (AU)	182	0.53%
7.	Netherlands (NL)	173	0.50%
8.	France (FR)	169	0.49%
9.	Germany (DE)	149	0.43%
10.	Italy (IT)	60	0.17%
11.	Sweden (SE)	57	0.17%
12.	Mexico (MX)	49	0.14%
13.	Thailand (TH)	45	0.13%
14.	New Zealand (NZ)	41	0.12%
15.	Brazil (BR)	39	0.11%
16.	Spain (ES)	36	0.10%
17.	Finland (FI)	33	0.10%
18.	Estonia (EE)	31	0.09%
19.	Israel (IL)	29	0.08%
20.	Singapore (SG)	29	0.08%
	<b>Subtotal</b>	<b>33,793</b>	<b>98.48%</b>
	<b>Other</b>	<b>520</b>	<b>1.52%</b>
	<b>Total</b>	<b>34,313</b>	<b>100.00%</b>



# Pages Dashboard

This displays key graphs and tables that provide an overview of the Pages chapter. Click on the title of a graph or table to navigate to the corresponding page.

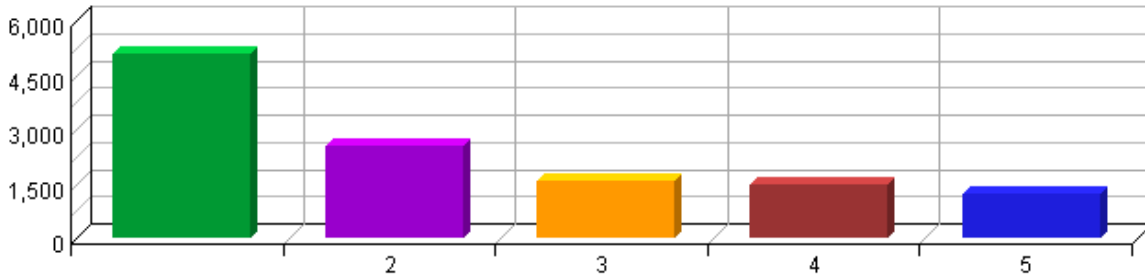
**Page Views Trend**



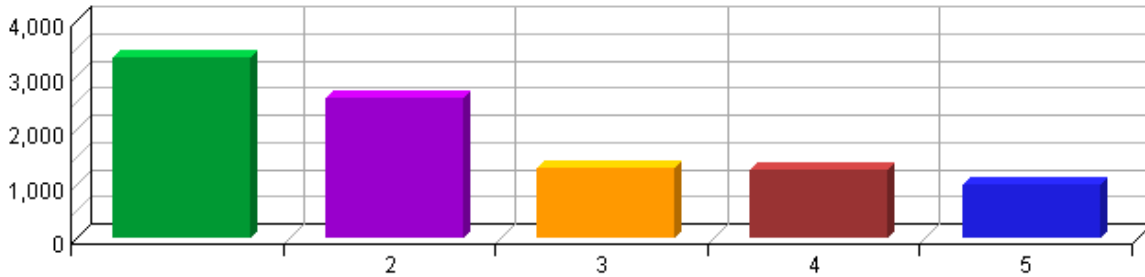
**Page View Summary**

Page Views	176,042
Average per Day	5,868
Average Page Views per Visit	5.13

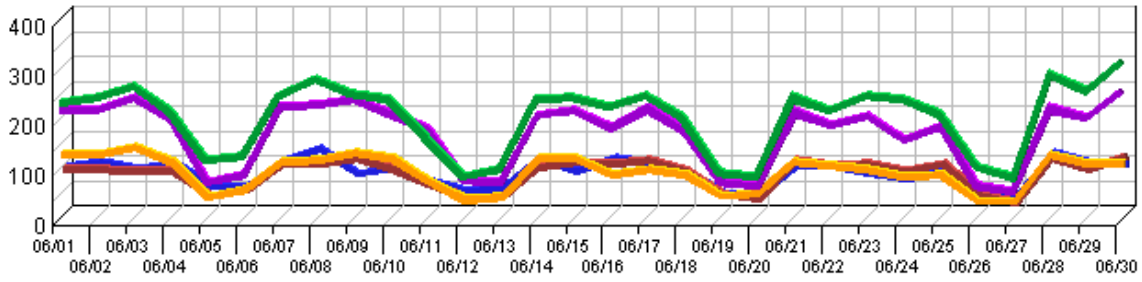
**Top Entry Pages**



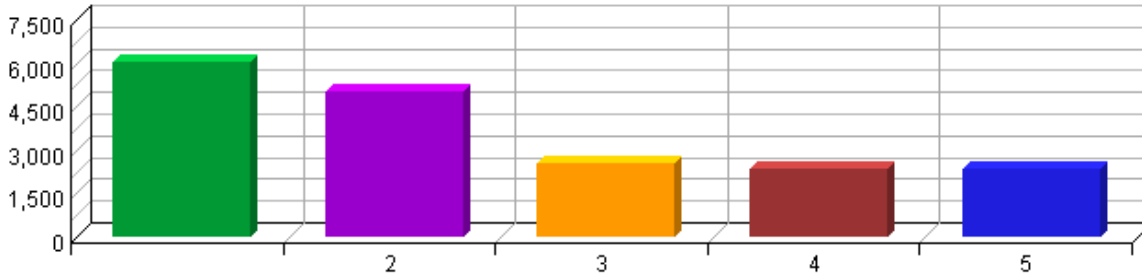
**Top Exit Pages**



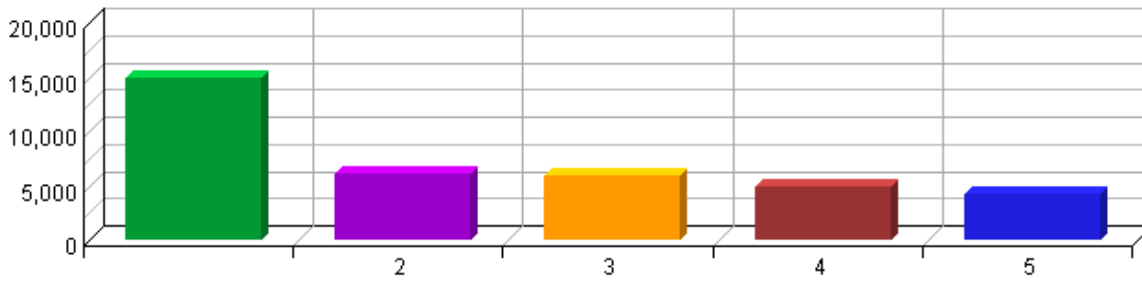
**Top Pages by Visits Trend**



**Top Pages by Visits**



**Top Directories by Visits**

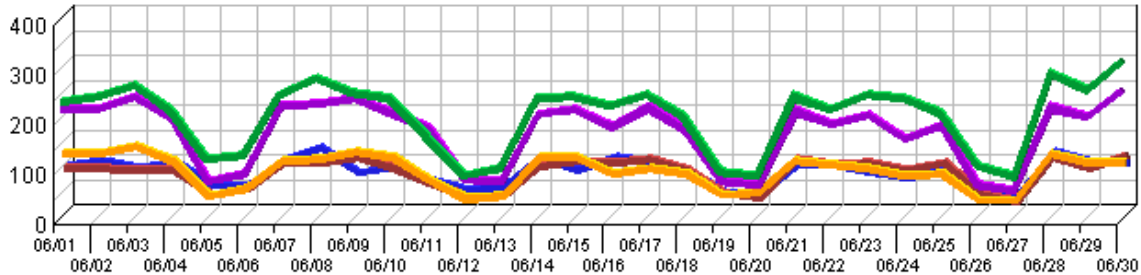




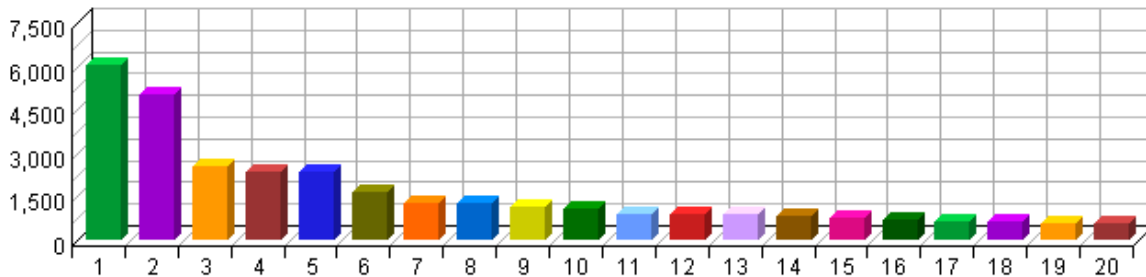
# Top Pages

This identifies the most popular web pages on your site and shows you the number of visits for each, and displays the average length of time the page was viewed.

Top Pages by Visits Trend



Top Pages by Visits



Top Pages

	Pages	Visits	%	Views	Avg Time Viewed	Avg Time to Serve
1.	<b>EPA: ORD: National Center For Environmental Research</b> <a href="http://es.epa.gov/ncer/">http:// es.epa.gov/ ncer/</a>	6,060	5.97%	9,625	00:02:18	0
2.	<b>EPA: ORD: NCER: Environmental Research Grant Announcements</b> <a href="http://es.epa.gov/ncer/rfa/">http:// es.epa.gov/ ncer/ rfa/</a>	5,050	4.97%	6,679	00:01:58	0
3.	<b>EPA: ORD: NCER: STAR Fellowships</b> <a href="http://es.epa.gov/ncer/fellow/">http:// es.epa.gov/ ncer/ fellow/</a>	2,557	2.52%	3,188	00:01:08	0
4.	<b>EPA: ORD: NCER: STAR Grants and Cooperative Agreements</b> <a href="http://es.epa.gov/ncer/grants/">http:// es.epa.gov/ ncer/ grants/</a>	2,366	2.33%	2,794	00:01:40	0
5.	<b>EPA: ORD: NCER: Small Business Innovation Research</b> <a href="http://es.epa.gov/ncer/sbir/">http:// es.epa.gov/ ncer/ sbir/</a>	2,359	2.32%	3,421	00:01:58	0
6.	<b>EPA: ORD: NCER: Funding Opportunities</b> <a href="http://es.epa.gov/ncer/rfa/2004/2004_sustainability_engineering_curricula.html">http:// es.epa.gov/ ncer/ rfa/ 2004/ 2004_sustainability_engineering_curricula.html</a>	1,657	1.63%	33,031	00:00:03	0
7.	<b>EPA: ORD: NCER: Events: Calendar</b> <a href="http://es.epa.gov/ncer/events/">http:// es.epa.gov/ ncer/ events/</a>	1,290	1.27%	2,111	00:01:13	0

8.	<b>EPA: ORD: NCER: Research Opportunities</b> <a href="http://es.epa.gov/ncer/rfa/current/2004_grad_fellow.html">http:// es.epa.gov/ ncer/ rfa/ current/ 2004_grad_fellow. html</a>	<b>1,264</b>	<b>1.24%</b>	1,358	00:03:02	0
9.	<b>EPA: ORD: NCER: Funding Opportunities</b> <a href="http://es.epa.gov/ncer/rfa/2004/2004_valuation.html">http:// es.epa.gov/ ncer/ rfa/ 2004/ 2004_valuation.html</a>	<b>1,169</b>	<b>1.15%</b>	25,860	00:00:03	0
10.	<b>EPA: ORD: NCER: Research Opportunities: FY 2002 Science To Achieve</b> <a href="http://es.epa.gov/ncer/rfa/forms/">http:// es.epa.gov/ ncer/ rfa/ forms/</a>	<b>1,057</b>	<b>1.04%</b>	1,418	00:02:40	0
11.	<b>EPA: ORD: NCER: Funding Opportunities</b> <a href="http://es.epa.gov/ncer/rfa/2004/2004_aqua_sys.html">http:// es.epa.gov/ ncer/ rfa/ 2004/ 2004_aqua_sys.html</a>	<b>902</b>	<b>0.89%</b>	1,048	00:02:11	0
12.	<b>EPA: ORD: NCER: Funding Opportunities</b> <a href="http://es.epa.gov/ncer/rfa/2004/2004_fire_climate.html">http:// es.epa.gov/ ncer/ rfa/ 2004/ 2004_fire_climate. html</a>	<b>885</b>	<b>0.87%</b>	945	00:02:39	0
13.	<b>EPA: ORD: NCER: Funding Opportunities</b> <a href="http://es.epa.gov/ncer/rfa/2004/2004_pm_research.html">http:// es.epa.gov/ ncer/ rfa/ 2004/ 2004_pm_research.html</a>	<b>884</b>	<b>0.87%</b>	1,027	00:02:16	0
14.	<b>EPA: ORD: NCER: Research Centers</b> <a href="http://es.epa.gov/ncer/centers/">http:// es.epa.gov/ ncer/ centers/</a>	<b>803</b>	<b>0.79%</b>	1,027	00:01:39	0
15.	<b>EPA: ORD: NCER: Guidance &amp; FAQs</b> <a href="http://es.epa.gov/ncer/guidance/">http:// es.epa.gov/ ncer/ guidance/</a>	<b>746</b>	<b>0.73%</b>	885	00:00:55	0
16.	<b>EPA: ORD: NCER: Publications &amp; Proceedings</b> <a href="http://es.epa.gov/ncer/publications/">http:// es.epa.gov/ ncer/ publications/</a>	<b>699</b>	<b>0.69%</b>	775	00:01:34	0
17.	<b>EPA: ORD: NCER: Research Results</b> <a href="http://es.epa.gov/ncer/results/">http:// es.epa.gov/ ncer/ results/</a>	<b>661</b>	<b>0.65%</b>	721	00:01:34	0
18.	<b>EPA: P3 Award: A Student Design Competition for Sustainability</b> <a href="http://es.epa.gov/ncer/P3/">http:// es.epa.gov/ ncer/ P3/</a>	<b>649</b>	<b>0.64%</b>	837	00:01:26	0
19.	<b>EPA: ORD: NCER: Funding Opportunities</b> <a href="http://es.epa.gov/ncer/rfa/current/2004_gro_grad_fellow.html">http:// es.epa.gov/ ncer/ rfa/ current/ 2004_gro_grad_fellow.html</a>	<b>582</b>	<b>0.57%</b>	613	00:01:47	0
20.	<b>EPA: National Center For Environmental Research</b> <a href="http://es.epa.gov/ncer/science/">http:// es.epa.gov/ ncer/ science/</a>	<b>579</b>	<b>0.57%</b>	623	00:01:02	0
	<b>Subtotal</b>	<b>32,219</b>	<b>31.72%</b>	<b>97,986</b>	<b>00:00:37</b>	
	<b>Other</b>	<b>69,370</b>	<b>68.28%</b>	<b>78,056</b>	<b>00:01:39</b>	
	<b>Total</b>	<b>101,589</b>	<b>100.00%</b>	<b>176,042</b>	<b>00:01:03</b>	

# Top Content Groups

This report identifies the most popular groups of web site pages and how often they were visited.

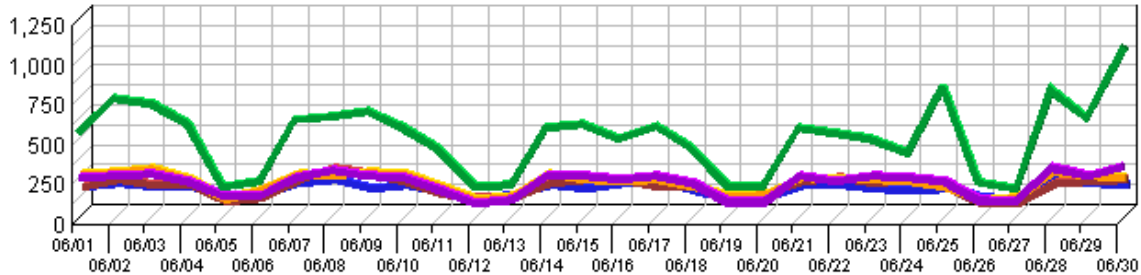
**No data for this section in the log data analyzed.**



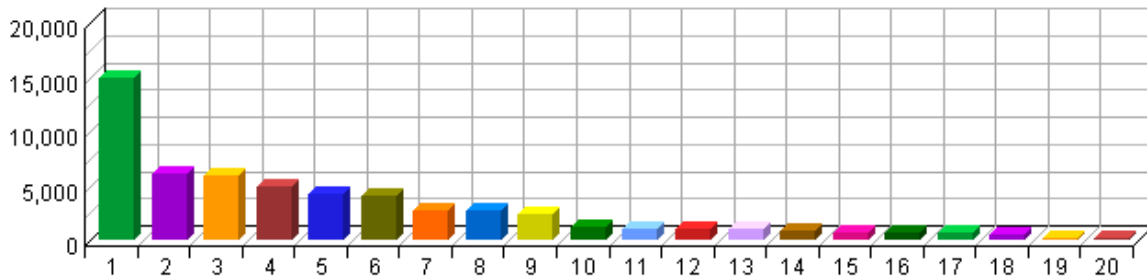
# Top Directories

This report lists the most commonly accessed directories on your web site. This information can help determine the types of data most often requested.

**Top Directories by Visits Trend**



**Top Directories by Visits**



**Top Directories**

	Path To Directory	Visits	%	Hits	Kbytes Transferred
1.	<a href="http://es.epa.gov/ncer/rfa">http://es.epa.gov/ncer/rfa</a>	14,920	26.73%	94,697	1,927,813
2.	<a href="http://es.epa.gov/ncer/">http://es.epa.gov/ncer/</a>	6,116	10.96%	9,744	286,377
3.	<a href="http://es.epa.gov/ncer/fellow">http://es.epa.gov/ncer/fellow</a>	5,932	10.63%	20,557	519,656
4.	<a href="http://es.epa.gov/ncer/publications">http://es.epa.gov/ncer/publications</a>	4,967	8.90%	26,814	4,815,988
5.	<a href="http://es.epa.gov/ncer/sbir">http://es.epa.gov/ncer/sbir</a>	4,293	7.69%	12,378	892,816
6.	<a href="http://es.epa.gov/ncer/index_files">http://es.epa.gov/ncer/index_files</a>	4,020	7.20%	5,080	146,988
7.	<a href="http://es.epa.gov/ncer/events">http://es.epa.gov/ncer/events</a>	2,722	4.88%	9,692	258,732
8.	<a href="http://es.epa.gov/ncer/grants">http://es.epa.gov/ncer/grants</a>	2,672	4.79%	3,969	89,141
9.	<a href="http://es.epa.gov/ncer/centers">http://es.epa.gov/ncer/centers</a>	2,303	4.13%	9,243	395,217
10.	<a href="http://es.epa.gov/ncer/guidance">http://es.epa.gov/ncer/guidance</a>	1,120	2.01%	2,090	50,685
11.	<a href="http://es.epa.gov/ncer/progress">http://es.epa.gov/ncer/progress</a>	992	1.78%	3,868	29,781
12.	<a href="http://es.epa.gov/ncer/science">http://es.epa.gov/ncer/science</a>	969	1.74%	2,580	248,448
13.	<a href="http://es.epa.gov/ncer/P3">http://es.epa.gov/ncer/P3</a>	964	1.73%	1,950	58,899
14.	<a href="http://es.epa.gov/ncer/final">http://es.epa.gov/ncer/final</a>	851	1.52%	1,381	17,626
15.	<a href="http://es.epa.gov/ncer/results">http://es.epa.gov/ncer/results</a>	697	1.25%	832	18,489
16.	<a href="http://es.epa.gov/ncer/other">http://es.epa.gov/ncer/other</a>	664	1.19%	860	35,591
17.	<a href="http://es.epa.gov/ncer/about">http://es.epa.gov/ncer/about</a>	637	1.14%	924	20,443

18.	<a href="http://es.epa.gov/ncer/staa">http://es.epa.gov/ncer/staa</a>	429	0.77%	975	27,900
19.	<a href="http://es.epa.gov/ncer/news">http://es.epa.gov/ncer/news</a>	220	0.39%	294	1,968
20.	<a href="http://es.epa.gov/ncer/search">http://es.epa.gov/ncer/search</a>	129	0.23%	145	3,553
	<b>Subtotal</b>	<b>55,617</b>	<b>99.65%</b>	<b>208,073</b>	<b>9,846,099</b>
	<b>Other</b>	<b>195</b>	<b>0.35%</b>	<b>387</b>	<b>3,383</b>
	<b>Total</b>	<b>55,812</b>	<b>100.00%</b>	<b>208,460</b>	<b>9,849,481</b>

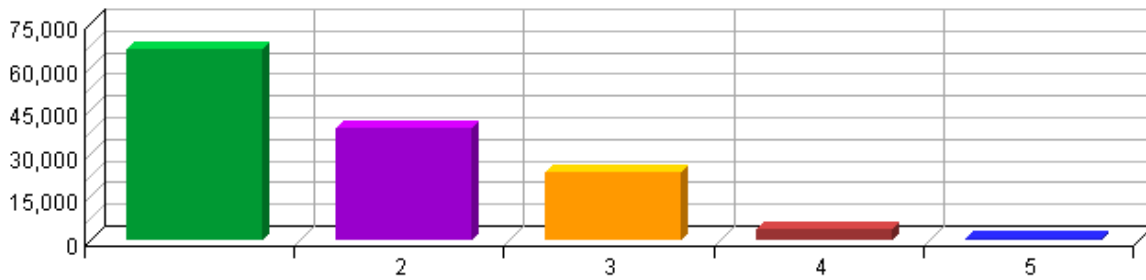
# Files Dashboard

This displays key graphs and tables that provide an overview of the Files chapter. Click on the title of a graph or table to navigate to the corresponding page.

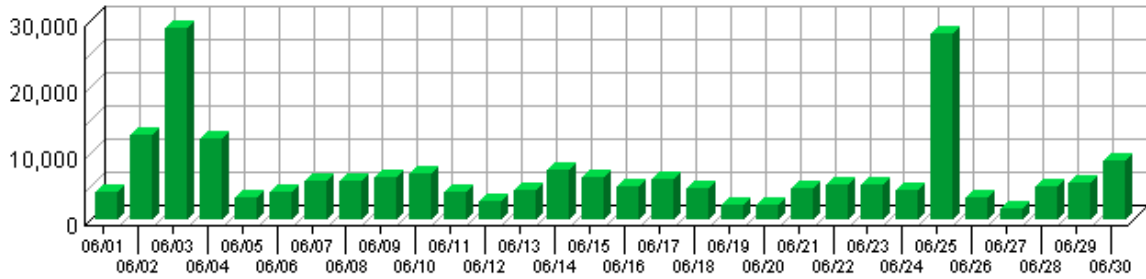
## Hit Summary

Successful Hits for Entire Site	208,460
Average Hits per Day	6,948
Home Page Hits	9,625

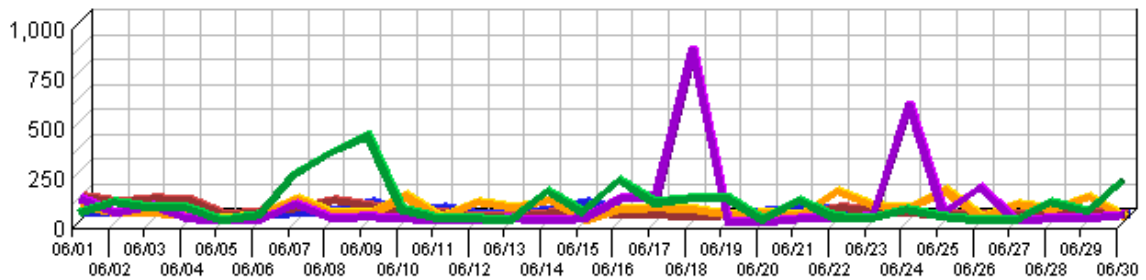
## Most Accessed File Types by Files



## Hits Trend



## Most Downloaded Files Trend

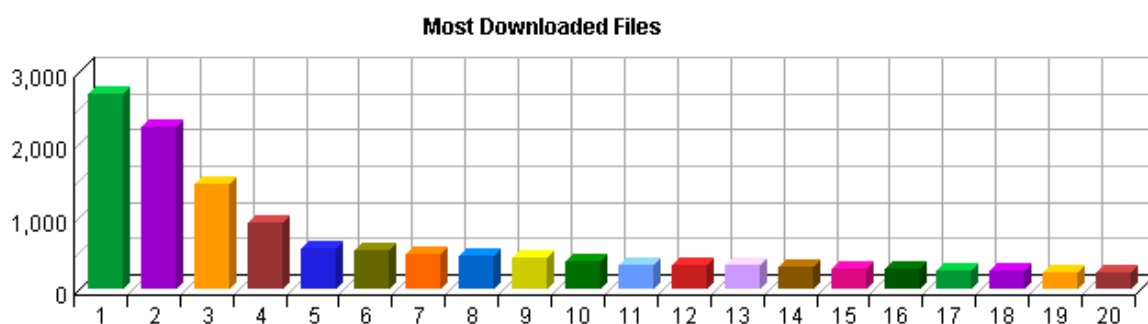
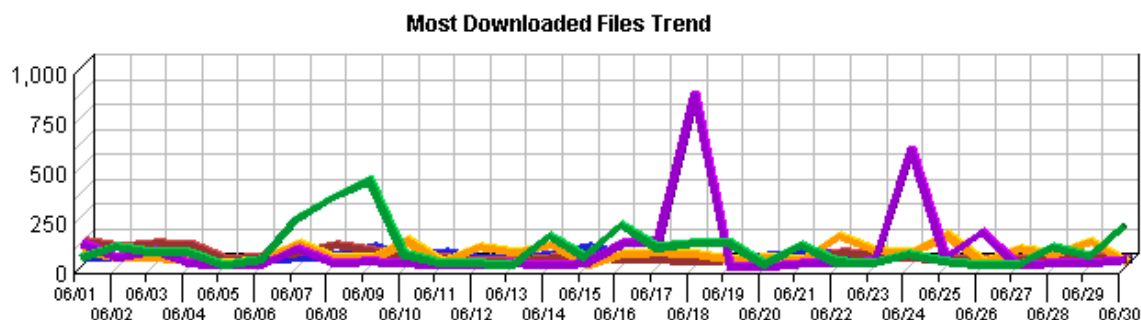






# Most Downloaded Files

This report identifies the most popular files downloaded from your site.



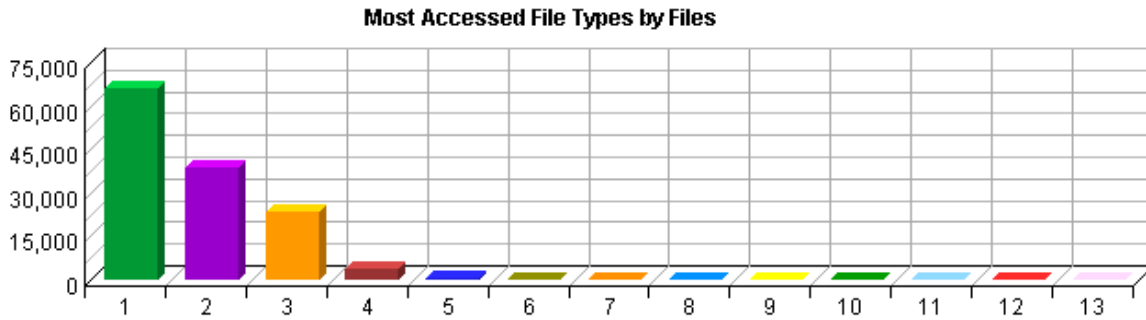
Most Downloaded Files

	Downloaded Files	Downloads	%	Visits
1.	<a href="http://es.epa.gov/ncer/publications/workshop/nano_proceed.pdf">http://es.epa.gov/ncer/publications/workshop/nano_proceed. pdf</a>	2,700	10.25%	324
2.	<a href="http://es.epa.gov/ncer/publications/workshop/pdf/endocrine_disruptors.pdf">http://es.epa.gov/ncer/publications/workshop/pdf/endocrine_disruptors.pdf</a>	2,237	8.49%	57
3.	<a href="http://es.epa.gov/ncer/publications/nano/pdf/Rama.pdf">http://es.epa.gov/ncer/publications/nano/pdf/Rama.pdf</a>	1,457	5.53%	93
4.	<a href="http://es.epa.gov/ncer/fellow/fellowforms.pdf">http://es.epa.gov/ncer/fellow/fellowforms.pdf</a>	918	3.48%	246
5.	<a href="http://es.epa.gov/ncer/rfa/forms/epaf2003.pdf">http://es.epa.gov/ncer/rfa/forms/epaf2003.pdf</a>	557	2.11%	283
6.	<a href="http://es.epa.gov/ncer/publications/overview/bioavailability_complete_book.pdf">http://es.epa.gov/ncer/publications/overview/bioavailability_complete_book.pdf</a>	544	2.06%	109
7.	<a href="http://es.epa.gov/ncer/science/pm/pm.pdf">http://es.epa.gov/ncer/science/pm/pm.pdf</a>	489	1.86%	23
8.	<a href="http://es.epa.gov/ncer/publications/nano/nanotechnology4-20-04.pdf">http://es.epa.gov/ncer/publications/nano/nanotechnology4-20-04.pdf</a>	454	1.72%	108
9.	<a href="http://es.epa.gov/ncer/sbir/2005SBIRfactsheet.pdf">http://es.epa.gov/ncer/sbir/2005SBIRfactsheet.pdf</a>	430	1.63%	271
10.		388	1.47%	225

	<a href="http://es.epa.gov/ncer/events/calendar/2004/jun16/agenda.pdf">http://es.epa.gov/ncer/events/calendar/2004/jun16/agenda.pdf</a>			
11.	<a href="http://es.epa.gov/ncer/rfa/forms/sf424instructions.pdf">http://es.epa.gov/ncer/rfa/forms/sf424instructions.pdf</a>	332	1.26%	162
12.	<a href="http://es.epa.gov/ncer/publications/nano/pdf/lamNT-Tox-EPA-NSF-Talk-Breviated.pdf">http://es.epa.gov/ncer/publications/nano/pdf/lamNT-Tox-EPA-NSF-Talk-Breviated.pdf</a>	331	1.26%	43
13.	<a href="http://es.epa.gov/ncer/rfa/forms/standinstr_03-04a.pdf">http://es.epa.gov/ncer/rfa/forms/standinstr_03-04a.pdf</a>	329	1.25%	174
14.	<a href="http://es.epa.gov/ncer/publications/nano/pdf/sailor2003_EPA_sailor.pdf">http://es.epa.gov/ncer/publications/nano/pdf/sailor2003_EPA_sailor.pdf</a>	300	1.14%	61
15.	<a href="http://es.epa.gov/ncer/publications/ncer/ncer_annualreport.pdf">http://es.epa.gov/ncer/publications/ncer/ncer_annualreport.pdf</a>	280	1.06%	106
16.	<a href="http://es.epa.gov/ncer/sbir/report.pdf">http://es.epa.gov/ncer/sbir/report.pdf</a>	272	1.03%	169
17.	<a href="http://es.epa.gov/ncer/rfa/2004/2004_sbir_phase1.pdf">http://es.epa.gov/ncer/rfa/2004/2004_sbir_phase1.pdf</a>	258	0.98%	83
18.	<a href="http://es.epa.gov/ncer/publications/workshop/pdf/2003star_human_health_proceedings.pdf">http://es.epa.gov/ncer/publications/workshop/pdf/2003star_human_health_proceedings.pdf</a>	247	0.94%	32
19.	<a href="http://es.epa.gov/ncer/publications/starreport/starsix.pdf">http://es.epa.gov/ncer/publications/starreport/starsix.pdf</a>	239	0.91%	44
20.	<a href="http://es.epa.gov/ncer/centers/airpm/sab/UR_pr2.pdf">http://es.epa.gov/ncer/centers/airpm/sab/UR_pr2.pdf</a>	230	0.87%	40
	<b>Subtotal</b>	<b>12,992</b>	<b>49.31%</b>	<b>2,653</b>
	<b>Other</b>	<b>13,357</b>	<b>50.69%</b>	<b>8,107</b>
	<b>Total</b>	<b>26,349</b>	<b>100.00%</b>	<b>10,760</b>

# Most Accessed File Types

This report identifies the types of files accessed on your site and the total number of kilobytes of data transferred for each file type. Cached requests and erred hits are excluded from the totals. The types of files accessed are listed in descending order.



**Most Accessed File Types**

	<b>File Type</b>	<b>Files</b>	<b>%</b>	<b>Kbytes Transferred</b>
1.	html	65,929	49.37%	2,843,576
2.	htm	39,012	29.22%	1,021,476
3.	pdf	23,779	17.81%	5,097,986
4.	swf	4,060	3.04%	146,988
5.	doc	416	0.31%	24,566
6.	ppt	191	0.14%	709,190
7.	wpd	64	0.05%	2,157
8.	map	55	0.04%	10
9.	wp5	12	0.01%	399
10.	hold	6	0.00%	256
11.	eps	3	0.00%	1,240
12.	zip	3	0.00%	1,607
13.	sit	2	0.00%	36
	<b>Total</b>	<b>133,532</b>	<b>100.00%</b>	<b>9,849,481</b>



## Most Uploaded Files

This report identifies the most popular files uploaded using FTP PUT, HTTP PUT, or HTTP POST.

**No data for this section in the log data analyzed.**



# URL 1D Parameter Analysis by Visits

This report shows how often each page/parameter pair—or dynamic page—was visited.

**No data for this section in the log data analyzed.**





# URL 1D Parameter Analysis by Hits

This report shows how often each page/parameter pair—or dynamic page—was visited.

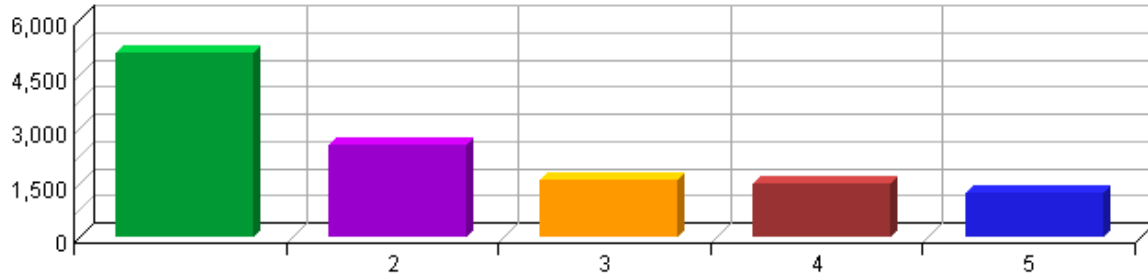
**No data for this section in the log data analyzed.**



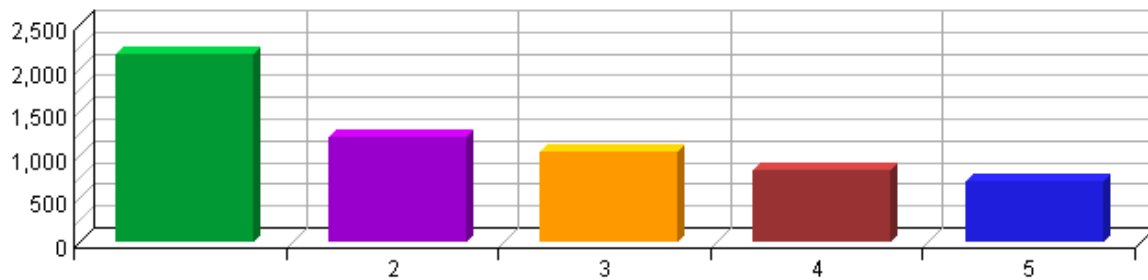
# Navigation Dashboard

This dashboard summarizes important information related to online navigation.

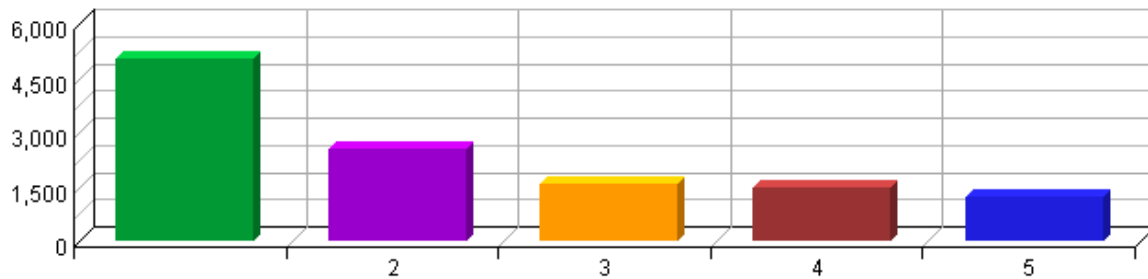
### Top Entry Pages



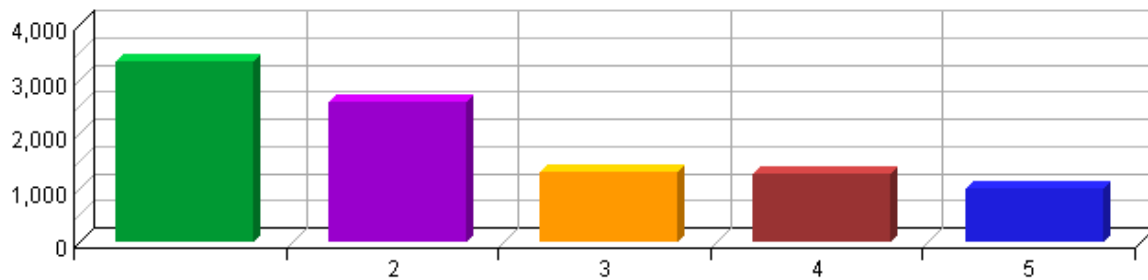
### Single Access Pages



### Top Entry Files



### Top Exit Pages

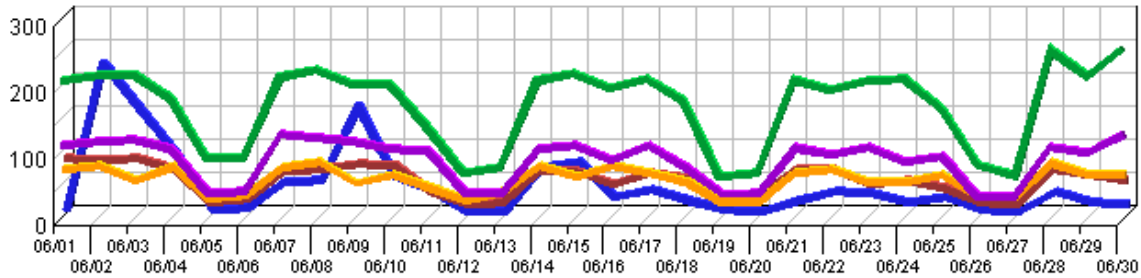




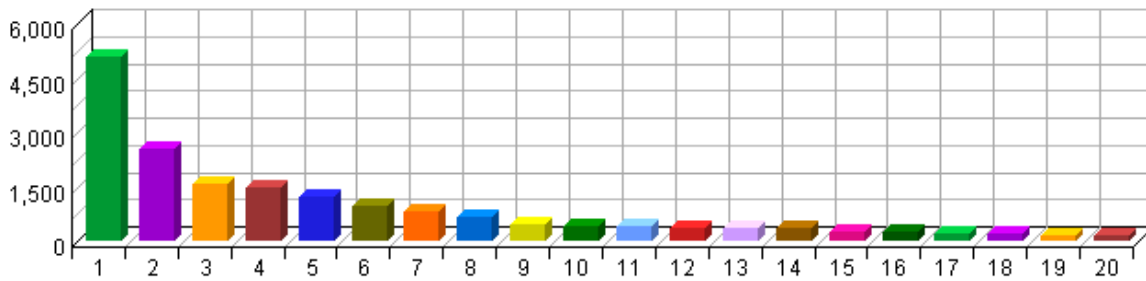
# Top Entry Pages

This report identifies the first page viewed when a visitor visits your site. The most common entry page is usually the home page, but other common entry pages include specific URLs that visitors type, pages that have been bookmarked, or pages referred to by other sites.

**Top Entry Pages Trend**



**Top Entry Pages**



**Top Entry Pages**

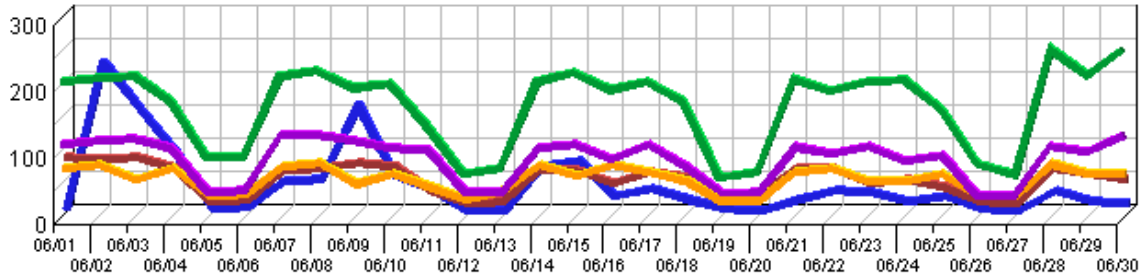
	Pages	Visits	%
1.	<b>EPA: ORD: National Center For Environmental Research</b> <a href="http://es.epa.gov/ncer/">http:// es.epa.gov/ ncer/</a>	5,096	16.09%
2.	<b>EPA: ORD: NCER: Environmental Research Grant Announcements</b> <a href="http://es.epa.gov/ncer/rfa/">http:// es.epa.gov/ ncer/ rfa/</a>	2,527	7.98%
3.	<b>EPA: ORD: NCER: Small Business Innovation Research</b> <a href="http://es.epa.gov/ncer/sbir/">http:// es.epa.gov/ ncer/ sbir/</a>	1,585	5.00%
4.	<b>EPA: ORD: NCER: STAR Fellowships</b> <a href="http://es.epa.gov/ncer/fellow/">http:// es.epa.gov/ ncer/ fellow/</a>	1,496	4.72%
5.	<b>EPA: ORD: NCER: Funding Opportunities</b> <a href="http://es.epa.gov/ncer/rfa/2004/2004_sustainability_engineering_curricula.html">http:// es.epa.gov/ ncer/ rfa/ 2004/ 2004_sustainability_engineering_curricula.html</a>	1,221	3.86%
6.	<b>EPA: ORD: NCER: Funding Opportunities</b> <a href="http://es.epa.gov/ncer/rfa/2004/2004_valuation.html">http:// es.epa.gov/ ncer/ rfa/ 2004/ 2004_valuation.html</a>	991	3.13%
7.	<b>EPA: ORD: NCER: STAR Grants and Cooperative Agreements</b> <a href="http://es.epa.gov/ncer/grants/">http:// es.epa.gov/ ncer/ grants/</a>	819	2.59%

8.	<b>EPA: ORD: NCER: Events: Calendar</b> <a href="http://es.epa.gov/ncer/events/">http:// es.epa.gov/ ncer/ events/</a>	683	2.16%
9.	<b>EPA: ORD: NCER: Funding Opportunities</b> <a href="http://es.epa.gov/ncer/rfa/2004/2004_aqua_sys.html">http:// es.epa.gov/ ncer/ rfa/ 2004/ 2004_aqua_sys.html</a>	443	1.40%
10.	<b>EPA: ORD: NCER: Funding Opportunities</b> <a href="http://es.epa.gov/ncer/rfa/2004/2004_pm_research.html">http:// es.epa.gov/ ncer/ rfa/ 2004/ 2004_pm_research.html</a>	398	1.26%
11.	<b>EPA: ORD: NCER: Funding Opportunities</b> <a href="http://es.epa.gov/ncer/rfa/2004/2004_nano.html">http:// es.epa.gov/ ncer/ rfa/ 2004/ 2004_nano.html</a>	387	1.22%
12.	<b>EPA: ORD: NCER: Funding Opportunities</b> <a href="http://es.epa.gov/ncer/rfa/2004/2004_fire_climate.html">http:// es.epa.gov/ ncer/ rfa/ 2004/ 2004_fire_climate.html</a>	378	1.19%
13.	<b>EPA: ORD: NCER: Research Opportunities</b> <a href="http://es.epa.gov/ncer/rfa/current/2004_grad_fellow.html">http:// es.epa.gov/ ncer/ rfa/ current/ 2004_grad_fellow.html</a>	353	1.11%
14.	<b>EPA: P3 Award: A Student Design Competition for Sustainability</b> <a href="http://es.epa.gov/ncer/P3/">http:// es.epa.gov/ ncer/ P3/</a>	332	1.05%
15.	<b>EPA: ORD: NCER: Research Opportunities: FY 2002 Science To Achieve</b> <a href="http://es.epa.gov/ncer/rfa/forms/">http:// es.epa.gov/ ncer/ rfa/ forms/</a>	265	0.84%
16.	<b>EPA: ORD: NCER: Funding Opportunities</b> <a href="http://es.epa.gov/ncer/rfa/2004/2004_collab_science.html">http:// es.epa.gov/ ncer/ rfa/ 2004/ 2004_collab_science.html</a>	237	0.75%
17.	<b>Environmental Protection Agency</b> <a href="http://es.epa.gov/ncer/rfa/current/2003_nano.html">http:// es.epa.gov/ ncer/ rfa/ current/ 2003_nano.html</a>	208	0.66%
18.	<b>EPA: ORD: NCER: Funding Opportunities</b> <a href="http://es.epa.gov/ncer/rfa/current/2004_arsenic.html">http:// es.epa.gov/ ncer/ rfa/ current/ 2004_arsenic.html</a>	189	0.60%
19.	<b>EPA: ORD: NCER: Research on Drinking Water</b> <a href="http://es.epa.gov/ncer/publications/topical/drinking.html">http:// es.epa.gov/ ncer/ publications/ topical/ drinking.html</a>	169	0.53%
20.	<b>EPA: ORD: NCER: Funding Opportunities</b> <a href="http://es.epa.gov/ncer/rfa/2004/2004_risk_assesment.html">http:// es.epa.gov/ ncer/ rfa/ 2004/ 2004_risk_assesment.html</a>	161	0.51%
	<b>Subtotal</b>	<b>17,938</b>	<b>56.64%</b>
	<b>Other</b>	<b>13,733</b>	<b>43.36%</b>
	<b>Total</b>	<b>31,671</b>	<b>100.00%</b>

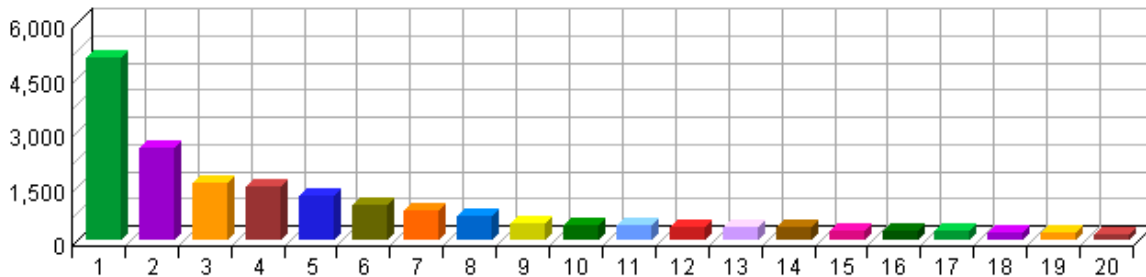
# Top Entry Files

This report identifies the first hit from a visitor visiting your site. This is most likely the home page but, in some cases it may also be specific URLs that visitors enter to go directly to a particular file or page.

**Top Entry Files Trend**



**Top Entry Files**



**Top Entry Files**

	Files	Visits	%
1.	<a href="http://es.epa.gov/ncer/">http://es.epa.gov/ncer/</a>	5,036	14.68%
2.	<a href="http://es.epa.gov/ncer/rfa/">http://es.epa.gov/ncer/rfa/</a>	2,521	7.35%
3.	<a href="http://es.epa.gov/ncer/sbir/">http://es.epa.gov/ncer/sbir/</a>	1,576	4.59%
4.	<a href="http://es.epa.gov/ncer/fellow/">http://es.epa.gov/ncer/fellow/</a>	1,491	4.35%
5.	<a href="http://es.epa.gov/ncer/rfa/2004/2004_sustainability_engineering_curricula.html">http://es.epa.gov/ncer/rfa/2004/2004_sustainability_engineering_curricula.html</a>	1,220	3.56%
6.	<a href="http://es.epa.gov/ncer/rfa/2004/2004_valuation.html">http://es.epa.gov/ncer/rfa/2004/2004_valuation.html</a>	991	2.89%
7.	<a href="http://es.epa.gov/ncer/grants/">http://es.epa.gov/ncer/grants/</a>	811	2.36%
8.	<a href="http://es.epa.gov/ncer/events/">http://es.epa.gov/ncer/events/</a>	683	1.99%
9.	<a href="http://es.epa.gov/ncer/rfa/2004/2004_aqua_sys.html">http://es.epa.gov/ncer/rfa/2004/2004_aqua_sys.html</a>	441	1.29%
10.	<a href="http://es.epa.gov/ncer/rfa/2004/2004_pm_research.html">http://es.epa.gov/ncer/rfa/2004/2004_pm_research.html</a>	393	1.15%
11.	<a href="http://es.epa.gov/ncer/rfa/2004/2004_nano.html">http://es.epa.gov/ncer/rfa/2004/2004_nano.html</a>	387	1.13%
12.	<a href="http://es.epa.gov/ncer/rfa/2004/2004_fire_climate.html">http://es.epa.gov/ncer/rfa/2004/2004_fire_climate.html</a>	377	1.10%
13.	<a href="http://es.epa.gov/ncer/rfa/current/2004_grad_fellow.html">http://es.epa.gov/ncer/rfa/current/2004_grad_fellow.html</a>	350	1.02%

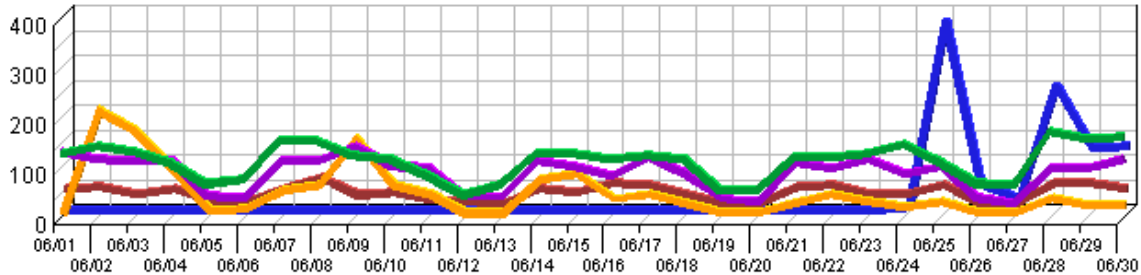
14.	<a href="http://es.epa.gov/ncer/P3/">http://es.epa.gov/ncer/P3/</a>	331	0.96%
15.	<a href="http://es.epa.gov/ncer/rfa/forms/">http://es.epa.gov/ncer/rfa/forms/</a>	264	0.77%
16.	<a href="http://es.epa.gov/ncer/publications/workshop/nano_proceed.pdf">http://es.epa.gov/ncer/publications/workshop/nano_proceed.pdf</a>	263	0.77%
17.	<a href="http://es.epa.gov/ncer/rfa/2004/2004_collab_science.html">http://es.epa.gov/ncer/rfa/2004/2004_collab_science.html</a>	236	0.69%
18.	<a href="http://es.epa.gov/ncer/rfa/current/2003_nano.html">http://es.epa.gov/ncer/rfa/current/2003_nano.html</a>	199	0.58%
19.	<a href="http://es.epa.gov/ncer/rfa/current/2004_arsenic.html">http://es.epa.gov/ncer/rfa/current/2004_arsenic.html</a>	189	0.55%
20.	<a href="http://es.epa.gov/ncer/publications/topical/drinking.html">http://es.epa.gov/ncer/publications/topical/drinking.html</a>	169	0.49%
	<b>Subtotal</b>	<b>17,928</b>	<b>52.25%</b>
	<b>Other</b>	<b>16,385</b>	<b>47.75%</b>
	<b>Total</b>	<b>34,313</b>	<b>100.00%</b>



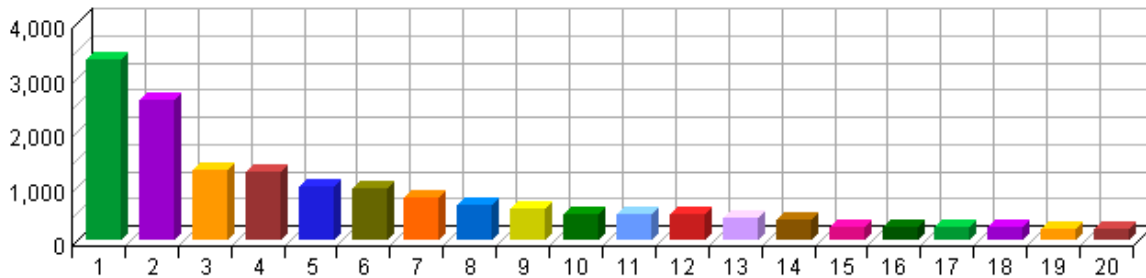
# Top Exit Pages

This report identifies the last page visitors viewed before they left your site.

**Top Exit Pages Trend**



**Top Exit Pages**



**Top Exit Pages**

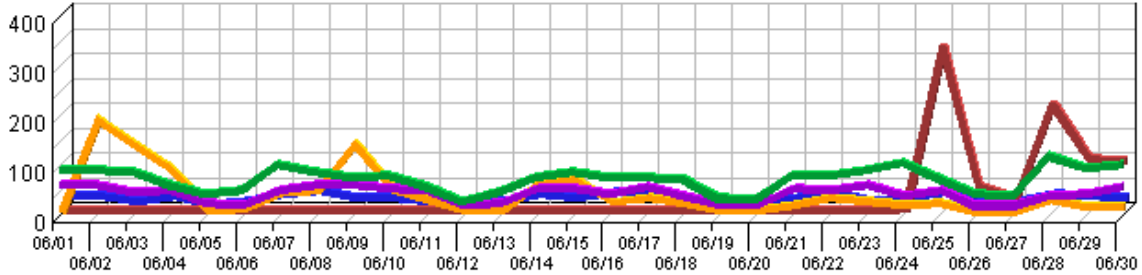
	Pages	Visits	%
1.	<b>EPA: ORD: National Center For Environmental Research</b> <a href="http://es.epa.gov/ncer/">http:// es.epa.gov/ ncer/</a>	3,331	10.52%
2.	<b>EPA: ORD: NCER: Environmental Research Grant Announcements</b> <a href="http://es.epa.gov/ncer/rfa/">http:// es.epa.gov/ ncer/ rfa/</a>	2,561	8.09%
3.	<b>EPA: ORD: NCER: Funding Opportunities</b> <a href="http://es.epa.gov/ncer/rfa/2004/2004_sustainability_engineering_curricula.html">http:// es.epa.gov/ ncer/ rfa/ 2004/ 2004_sustainability_engineering_curricula.html</a>	1,293	4.08%
4.	<b>EPA: ORD: NCER: Small Business Innovation Research</b> <a href="http://es.epa.gov/ncer/sbir/">http:// es.epa.gov/ ncer/ sbir/</a>	1,238	3.91%
5.	<b>EPA: ORD: NCER: Funding Opportunities</b> <a href="http://es.epa.gov/ncer/rfa/2004/2004_valuation.html">http:// es.epa.gov/ ncer/ rfa/ 2004/ 2004_valuation.html</a>	983	3.10%
6.	<b>EPA: ORD: NCER: STAR Fellowships</b> <a href="http://es.epa.gov/ncer/fellow/">http:// es.epa.gov/ ncer/ fellow/</a>	943	2.98%
7.	<b>EPA: ORD: NCER: STAR Grants and Cooperative Agreements</b> <a href="http://es.epa.gov/ncer/grants/">http:// es.epa.gov/ ncer/ grants/</a>	774	2.44%
8.	<b>EPA: ORD: NCER: Research Opportunities</b> <a href="http://es.epa.gov/ncer/rfa/current/">http:// es.epa.gov/ ncer/ rfa/ current/</a>	646	2.04%

	<a href="#">2004_grad_fellow.html</a>		
9.	<b>EPA: ORD: NCER: Events: Calendar</b> <a href="http://es.epa.gov/ncer/events/">http:// es.epa.gov/ ncer/ events/</a>	570	1.80%
10.	<b>EPA: ORD: NCER: Research Opportunities: FY 2002 Science To Achieve</b> <a href="http://es.epa.gov/ncer/rfa/forms/">http:// es.epa.gov/ ncer/ rfa/ forms/</a>	481	1.52%
11.	<b>EPA: ORD: NCER: Funding Opportunities</b> <a href="http://es.epa.gov/ncer/rfa/2004/2004_fire_climate.html">http:// es.epa.gov/ ncer/ rfa/ 2004/ 2004_fire_climate.html</a>	481	1.52%
12.	<b>EPA: ORD: NCER: Funding Opportunities</b> <a href="http://es.epa.gov/ncer/rfa/2004/2004_pm_research.html">http:// es.epa.gov/ ncer/ rfa/ 2004/ 2004_pm_research.html</a>	459	1.45%
13.	<b>EPA: ORD: NCER: Funding Opportunities</b> <a href="http://es.epa.gov/ncer/rfa/2004/2004_aqua_sys.html">http:// es.epa.gov/ ncer/ rfa/ 2004/ 2004_aqua_sys.html</a>	422	1.33%
14.	<b>EPA: ORD: NCER: Funding Opportunities</b> <a href="http://es.epa.gov/ncer/rfa/2004/2004_nano.html">http:// es.epa.gov/ ncer/ rfa/ 2004/ 2004_nano.html</a>	372	1.17%
15.	<b>EPA: ORD: NCER: Funding Opportunities</b> <a href="http://es.epa.gov/ncer/rfa/2004/2004_collab_science.html">http:// es.epa.gov/ ncer/ rfa/ 2004/ 2004_collab_science.html</a>	244	0.77%
16.	<b>EPA: ORD: NCER: Funding Opportunities</b> <a href="http://es.epa.gov/ncer/rfa/current/2004_gro_grad_fellow.html">http:// es.epa.gov/ ncer/ rfa/ current/ 2004_gro_grad_fellow.html</a>	243	0.77%
17.	<b>EPA: P3 Award: A Student Design Competition for Sustainability</b> <a href="http://es.epa.gov/ncer/P3/">http:// es.epa.gov/ ncer/ P3/</a>	226	0.71%
18.	<b>EPA: ORD: NCER: Research Centers</b> <a href="http://es.epa.gov/ncer/centers/">http:// es.epa.gov/ ncer/ centers/</a>	223	0.70%
19.	<b>EPA: ORD: NCER: Publications &amp; Proceedings</b> <a href="http://es.epa.gov/ncer/publications/">http:// es.epa.gov/ ncer/ publications/</a>	202	0.64%
20.	<b>EPA: ORD: NCER: Funding Opportunities</b> <a href="http://es.epa.gov/ncer/rfa/current/2004_arsenic.html">http:// es.epa.gov/ ncer/ rfa/ current/ 2004_arsenic.html</a>	194	0.61%
	<b>Subtotal</b>	<b>15,886</b>	<b>50.17%</b>
	<b>Other</b>	<b>15,778</b>	<b>49.83%</b>
	<b>Total</b>	<b>31,664</b>	<b>100.00%</b>

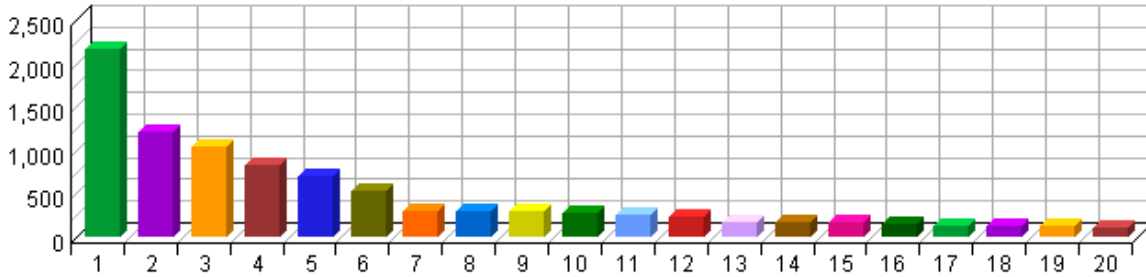
# Single Access Pages

This report identifies the pages on your web site that visitors open, then exit from, without viewing any other page.

Single Access Pages Trend



Single Access Pages



Single Access Pages

	Pages	Visits	%
1.	<b>EPA: ORD: National Center For Environmental Research</b> <a href="http://es.epa.gov/ncer/">http:// es.epa.gov/ ncer/</a>	2,151	11.18%
2.	<b>EPA: ORD: NCER: Environmental Research Grant Announcements</b> <a href="http://es.epa.gov/ncer/rfa/">http:// es.epa.gov/ ncer/ rfa/</a>	1,204	6.26%
3.	<b>EPA: ORD: NCER: Funding Opportunities</b> <a href="http://es.epa.gov/ncer/rfa/2004/2004_sustainability_engineering_curricula.html">http:// es.epa.gov/ ncer/ rfa/ 2004/ 2004_sustainability_engineering_curricula.html</a>	1,043	5.42%
4.	<b>EPA: ORD: NCER: Funding Opportunities</b> <a href="http://es.epa.gov/ncer/rfa/2004/2004_valuation.html">http:// es.epa.gov/ ncer/ rfa/ 2004/ 2004_valuation.html</a>	831	4.32%
5.	<b>EPA: ORD: NCER: Small Business Innovation Research</b> <a href="http://es.epa.gov/ncer/sbir/">http:// es.epa.gov/ ncer/ sbir/</a>	708	3.68%
6.	<b>EPA: ORD: NCER: STAR Fellowships</b> <a href="http://es.epa.gov/ncer/fellow/">http:// es.epa.gov/ ncer/ fellow/</a>	538	2.80%
7.	<b>EPA: ORD: NCER: Funding Opportunities</b> <a href="http://es.epa.gov/ncer/rfa/2004/2004_nano.html">http:// es.epa.gov/ ncer/ rfa/ 2004/ 2004_nano.html</a>	303	1.57%
8.	<b>EPA: ORD: NCER: Funding Opportunities</b> <a href="http://es.epa.gov/ncer/rfa/2004/">http:// es.epa.gov/ ncer/ rfa/ 2004/</a>	300	1.56%

	<a href="#">2004_pm_research.html</a>		
9.	<b>EPA: ORD: NCER: Funding Opportunities</b> <a href="http://es.epa.gov/ncer/rfa/2004/2004_fire_climate.html">http://es.epa.gov/ncer/rfa/2004/2004_fire_climate.html</a>	297	1.54%
10.	<b>EPA: ORD: NCER: STAR Grants and Cooperative Agreements</b> <a href="http://es.epa.gov/ncer/grants/">http://es.epa.gov/ncer/grants/</a>	273	1.42%
11.	<b>EPA: ORD: NCER: Funding Opportunities</b> <a href="http://es.epa.gov/ncer/rfa/2004/2004_aqua_sys.html">http://es.epa.gov/ncer/rfa/2004/2004_aqua_sys.html</a>	260	1.35%
12.	<b>EPA: ORD: NCER: Research Opportunities</b> <a href="http://es.epa.gov/ncer/rfa/current/2004_grad_fellow.html">http://es.epa.gov/ncer/rfa/current/2004_grad_fellow.html</a>	227	1.18%
13.	<b>EPA: ORD: NCER: Funding Opportunities</b> <a href="http://es.epa.gov/ncer/rfa/2004/2004_collab_science.html">http://es.epa.gov/ncer/rfa/2004/2004_collab_science.html</a>	174	0.90%
14.	<b>EPA: ORD: NCER: Funding Opportunities</b> <a href="http://es.epa.gov/ncer/rfa/current/2004_arsenic.html">http://es.epa.gov/ncer/rfa/current/2004_arsenic.html</a>	166	0.86%
15.	<b>EPA: P3 Award: A Student Design Competition for Sustainability</b> <a href="http://es.epa.gov/ncer/P3/">http://es.epa.gov/ncer/P3/</a>	163	0.85%
16.	<b>EPA: ORD: NCER: Research on Drinking Water</b> <a href="http://es.epa.gov/ncer/publications/topical/drinking.html">http://es.epa.gov/ncer/publications/topical/drinking.html</a>	141	0.73%
17.	<b>EPA: ORD: NCER: Research Opportunities: FY 2002 Science To Achieve</b> <a href="http://es.epa.gov/ncer/rfa/forms/">http://es.epa.gov/ncer/rfa/forms/</a>	137	0.71%
18.	<b>Environmental Protection Agency</b> <a href="http://es.epa.gov/ncer/rfa/current/2003_nano.html">http://es.epa.gov/ncer/rfa/current/2003_nano.html</a>	127	0.66%
19.	<b>EPA: ORD: NCER: Events: Calendar</b> <a href="http://es.epa.gov/ncer/events/">http://es.epa.gov/ncer/events/</a>	118	0.61%
20.	<b>EPA: ORD: NCER: Funding Opportunities</b> <a href="http://es.epa.gov/ncer/rfa/2004/2004_risk_assesment.html">http://es.epa.gov/ncer/rfa/2004/2004_risk_assesment.html</a>	109	0.57%
	<b>Subtotal</b>	<b>9,270</b>	<b>48.18%</b>
	<b>Other</b>	<b>9,969</b>	<b>51.82%</b>
	<b>Total</b>	<b>19,239</b>	<b>100.00%</b>

# Top Paths Through Site

This report tracks visitor activity beginning with their entry page into the site—the first page they open—then all subsequent pages during their visit. The default definition for a page in this context is defined as a document ending with the extension .htm, .html, or .asp. This definition can be changed by the system administrator.

## Top Paths Through Site

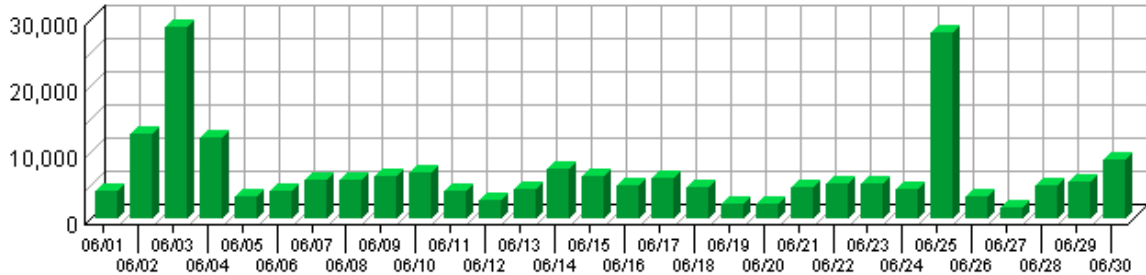
Starting Page	Paths from Start	Visits	%
All Entry Pages		2,800	8.84%
	1. <b>EPA: ORD: National Center For Environmental Research</b> <a href="http://es.epa.gov/ncer/">http://es.epa.gov/ncer/</a>	1,426	4.50%
	1. <b>EPA: ORD: NCER: Environmental Research Grant Announcements</b> <a href="http://es.epa.gov/ncer/rfa/">http://es.epa.gov/ncer/rfa/</a>	963	3.04%
	1. <b>EPA: ORD: NCER: Small Business Innovation Research</b> <a href="http://es.epa.gov/ncer/sbir/">http://es.epa.gov/ncer/sbir/</a>	673	2.13%
	1. <b>EPA: ORD: NCER: STAR Fellowships</b> <a href="http://es.epa.gov/ncer/fellow/">http://es.epa.gov/ncer/fellow/</a>	432	1.36%
	1. <b>EPA: ORD: NCER: Events: Calendar</b> <a href="http://es.epa.gov/ncer/events/">http://es.epa.gov/ncer/events/</a>	326	1.03%
	1. <b>EPA: ORD: NCER: STAR Grants and Cooperative Agreements</b> <a href="http://es.epa.gov/ncer/grants/">http://es.epa.gov/ncer/grants/</a>	314	0.99%
	1. <b>EPA: ORD: NCER: Funding Opportunities</b> <a href="http://es.epa.gov/ncer/rfa/2004/2004_pm_research.html">http://es.epa.gov/ncer/rfa/2004/2004_pm_research.html</a>	278	0.88%
	1. <b>EPA: ORD: NCER: Funding Opportunities</b> <a href="http://es.epa.gov/ncer/rfa/2004/2004_aqua_sys.html">http://es.epa.gov/ncer/rfa/2004/2004_aqua_sys.html</a>	244	0.77%
	1. <b>EPA: ORD: National Center For Environmental Research</b> <a href="http://es.epa.gov/ncer/">http://es.epa.gov/ncer/</a>		
	2. <b>EPA: ORD: NCER: Environmental Research Grant Announcements</b> <a href="http://es.epa.gov/ncer/rfa/">http://es.epa.gov/ncer/rfa/</a>	237	0.75%
	1. <b>EPA: ORD: NCER: Research Opportunities</b> <a href="http://es.epa.gov/ncer/rfa/current/2004_grad_fellow.html">http://es.epa.gov/ncer/rfa/current/2004_grad_fellow.html</a>	192	0.61%
	1. <b>EPA: ORD: NCER: Funding Opportunities</b> <a href="http://es.epa.gov/ncer/rfa/2004/2004_collab_science.html">http://es.epa.gov/ncer/rfa/2004/2004_collab_science.html</a>	191	0.60%

<p>1. <b>EPA: ORD: NCER: Research Opportunities: FY 2002 Science To Achieve</b>  <a href="http://es.epa.gov/ncer/rfa/forms/">http://es.epa.gov/ncer/rfa/forms/</a></p>	190 0.60%
<p>1. <b>EPA: P3 Award: A Student Design Competition for Sustainability</b>  <a href="http://es.epa.gov/ncer/P3/">http://es.epa.gov/ncer/P3/</a></p>	170 0.54%
<p>1. <b>EPA: ORD: NCER: Funding Opportunities</b>  <a href="http://es.epa.gov/ncer/rfa/current/2004_arsenic.html">http://es.epa.gov/ncer/rfa/current/2004_arsenic.html</a></p>	168 0.53%
<p>1. <b>EPA: ORD: NCER: STAR Fellowships</b>  <a href="http://es.epa.gov/ncer/fellow/">http://es.epa.gov/ncer/fellow/</a></p> <p>2. <b>EPA: ORD: NCER: Research Opportunities</b>  <a href="http://es.epa.gov/ncer/rfa/current/2004_grad_fellow.html">http://es.epa.gov/ncer/rfa/current/2004_grad_fellow.html</a></p>	165 0.52%
<p>1. <b>Environmental Protection Agency</b>  <a href="http://es.epa.gov/ncer/rfa/current/2003_nano.html">http://es.epa.gov/ncer/rfa/current/2003_nano.html</a></p>	147 0.46%
<p>1. <b>EPA: ORD: NCER: Research on Drinking Water</b>  <a href="http://es.epa.gov/ncer/publications/topical/drinking.html">http://es.epa.gov/ncer/publications/topical/drinking.html</a></p>	103 0.33%
<p>1. <b>EPA: NCER: P3 Award: A National Student Design Competition for Sustainability fo</b>  <a href="http://es.epa.gov/ncer/p3/designs_sustain_rfp.html">http://es.epa.gov/ncer/p3/designs_sustain_rfp.html</a></p>	102 0.32%
<p>1. <b>EPA: ORD: National Center For Environmental Research</b>  <a href="http://es.epa.gov/ncer/">http://es.epa.gov/ncer/</a></p> <p>2. <b>EPA: ORD: NCER: STAR Grants and Cooperative Agreements</b>  <a href="http://es.epa.gov/ncer/grants/">http://es.epa.gov/ncer/grants/</a></p>	93 0.29%
<p>1. <b>EPA: ORD: NCER: STAR Grants and Cooperative Agreements</b>  <a href="http://es.epa.gov/ncer/grants/">http://es.epa.gov/ncer/grants/</a></p> <p>2. <b>EPA: ORD: NCER: Environmental Research Grant Announcements</b>  <a href="http://es.epa.gov/ncer/rfa/">http://es.epa.gov/ncer/rfa/</a></p>	

# Technical Dashboard

This dashboard summarizes important information related to online technical activity.

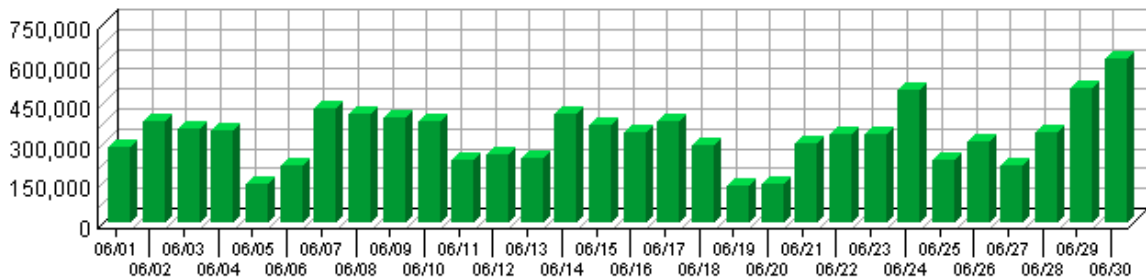
**Hits Trend**



**Hit Summary**

Successful Hits for Entire Site	208,460
Average Hits per Day	6,948
Home Page Hits	9,625

**Bandwidth: Kbytes Transferred Trend**



**Technical Statistics**

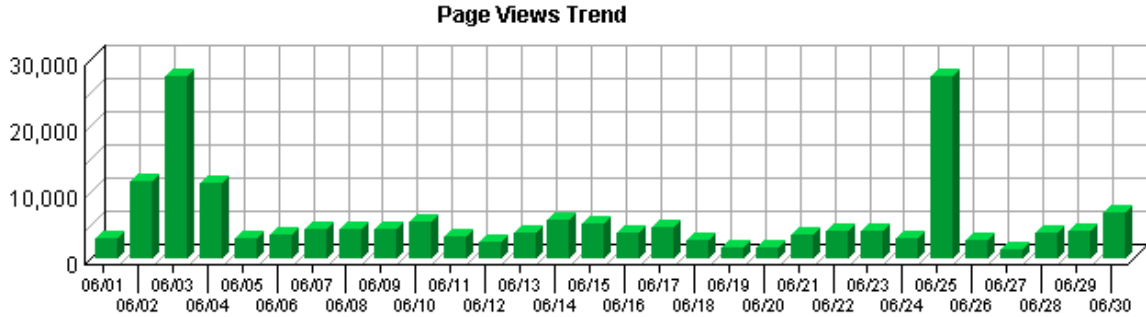
Total Hits	246,560	100%
Successful Hits	208,460	84.55%
Failed Hits	38,100	15.45%
Cached Hits	74,928	30.39%





# Page Views Trend

This report helps you determine the bandwidth requirements of your web site by tracking page views over the course of the report period.



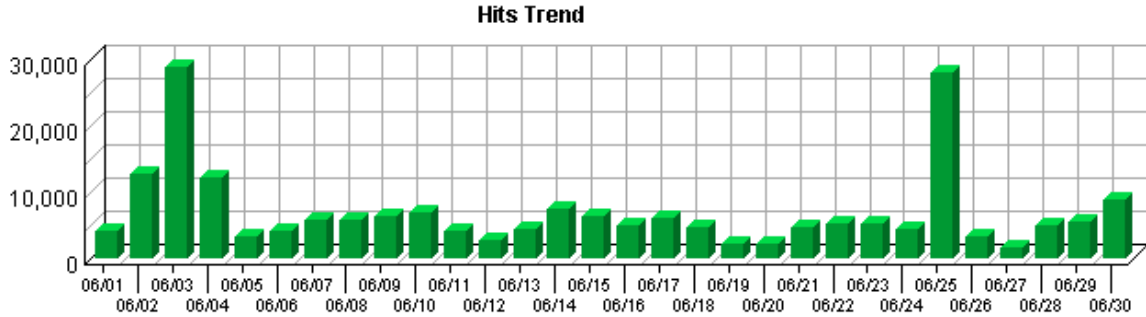
Page Views Trend

Time Interval	Page Views	%
06/01	3,148	1.79%
06/02	11,629	6.61%
06/03	27,407	15.57%
06/04	11,303	6.42%
06/05	3,078	1.75%
06/06	3,636	2.07%
06/07	4,353	2.47%
06/08	4,313	2.45%
06/09	4,562	2.59%
06/10	5,434	3.09%
06/11	3,243	1.84%
06/12	2,480	1.41%
06/13	3,836	2.18%
06/14	5,863	3.33%
06/15	5,192	2.95%
06/16	3,761	2.14%
06/17	4,709	2.67%
06/18	2,757	1.57%
06/19	1,728	0.98%
06/20	1,754	1.00%
06/21	3,654	2.08%
06/22	4,169	2.37%
06/23	4,033	2.29%
06/24	3,003	1.71%
06/25	27,520	15.63%

06/26	2,856	1.62%
06/27	1,464	0.83%
06/28	3,974	2.26%
06/29	4,105	2.33%
06/30	7,078	4.02%
<b>Total</b>	<b>176,042</b>	<b>100.00%</b>

# Hits Trend

This report helps you learn the bandwidth requirements of your site by tracking hits over the course of the report period.



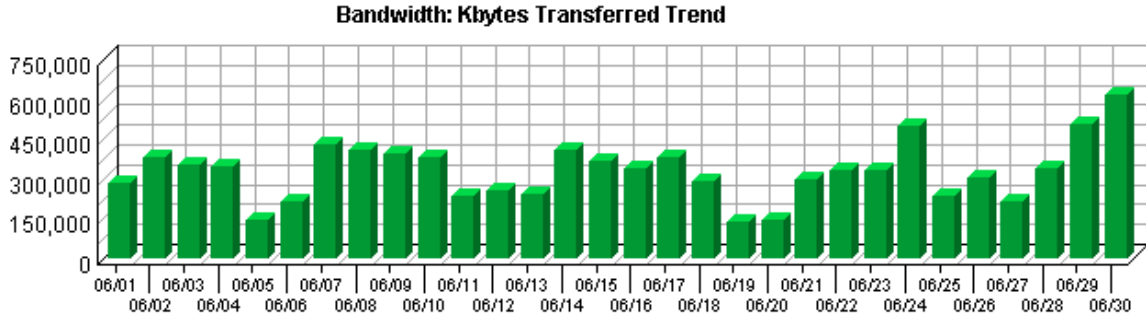
Hits Trend

Time Interval	Hits	%
06/01	4,239	2.03%
06/02	12,763	6.12%
06/03	28,800	13.82%
06/04	12,344	5.92%
06/05	3,457	1.66%
06/06	4,277	2.05%
06/07	5,887	2.82%
06/08	5,720	2.74%
06/09	6,287	3.02%
06/10	7,022	3.37%
06/11	4,114	1.97%
06/12	2,907	1.39%
06/13	4,424	2.12%
06/14	7,425	3.56%
06/15	6,262	3.00%
06/16	4,914	2.36%
06/17	6,130	2.94%
06/18	4,607	2.21%
06/19	2,207	1.06%
06/20	2,114	1.01%
06/21	4,640	2.23%
06/22	5,355	2.57%
06/23	5,297	2.54%
06/24	4,554	2.18%
06/25	28,172	13.51%

06/26	3,219	1.54%
06/27	1,762	0.85%
06/28	5,099	2.45%
06/29	5,541	2.66%
06/30	8,921	4.28%
<b>Total</b>	<b>208,460</b>	<b>100.00%</b>

# Bandwidth: Kbytes Transferred Trend

This report helps you see the bandwidth requirements of your site by tracking kilobytes transferred over the course of the report period.



**Bandwidth: Kbytes Transferred Trend**

Time Interval	Kbytes Transferred	%
06/01	284,239	2.89%
06/02	385,266	3.91%
06/03	354,414	3.60%
06/04	346,148	3.51%
06/05	145,836	1.48%
06/06	212,681	2.16%
06/07	432,559	4.39%
06/08	412,153	4.18%
06/09	396,923	4.03%
06/10	380,735	3.87%
06/11	233,844	2.37%
06/12	258,076	2.62%
06/13	240,741	2.44%
06/14	406,335	4.13%
06/15	366,677	3.72%
06/16	343,555	3.49%
06/17	383,176	3.89%
06/18	293,926	2.98%
06/19	138,227	1.40%
06/20	145,159	1.47%
06/21	300,312	3.05%
06/22	332,566	3.38%
06/23	331,809	3.37%
06/24	498,217	5.06%
06/25	234,841	2.38%

06/26	308,528	3.13%
06/27	216,673	2.20%
06/28	342,578	3.48%
06/29	506,826	5.15%
06/30	616,475	6.26%
<b>Total</b>	<b>9,849,481</b>	<b>100.00%</b>

# Server Cluster Load Balance

This report compares the performance of individual servers in a cluster.

**No data for this section in the log data analyzed.**

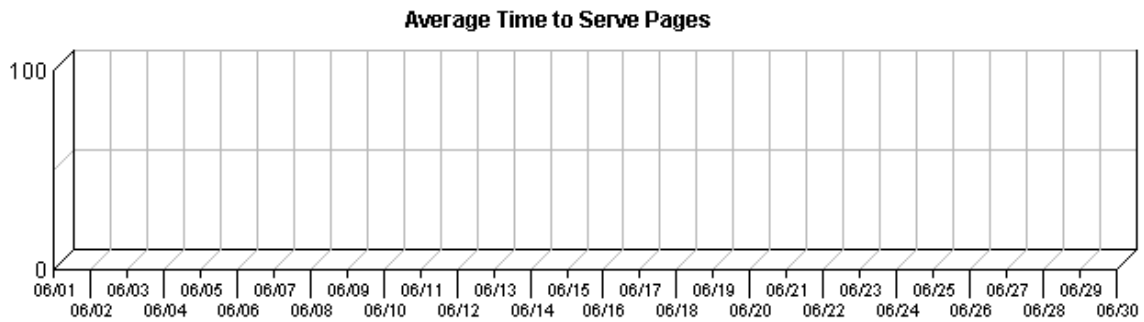




# Average Time to Serve Pages

This report displays the average amount of time (in milliseconds) it takes to serve pages.

**Note:** Not all web servers log the information necessary to create this report.



**Average Time to Serve Pages**

Time Interval	Total Time to Serve	Pages Served	Average Time to Serve
06/01	0	3,148	0
06/02	0	11,629	0
06/03	0	27,407	0
06/04	0	11,303	0
06/05	0	3,078	0
06/06	0	3,636	0
06/07	0	4,353	0
06/08	0	4,313	0
06/09	0	4,562	0
06/10	0	5,434	0
06/11	0	3,243	0
06/12	0	2,480	0
06/13	0	3,836	0
06/14	0	5,863	0
06/15	0	5,192	0
06/16	0	3,761	0
06/17	0	4,709	0
06/18	0	2,757	0
06/19	0	1,728	0
06/20	0	1,754	0
06/21	0	3,654	0
06/22	0	4,169	0
06/23	0	4,033	0
06/24	0	3,003	0
06/25	0	27,520	0

06/26	0	2,856	0
06/27	0	1,464	0
06/28	0	3,974	0
06/29	0	4,105	0
06/30	0	7,078	0
<b>Total</b>	<b>0</b>	<b>176,042</b>	<b>0.0</b>

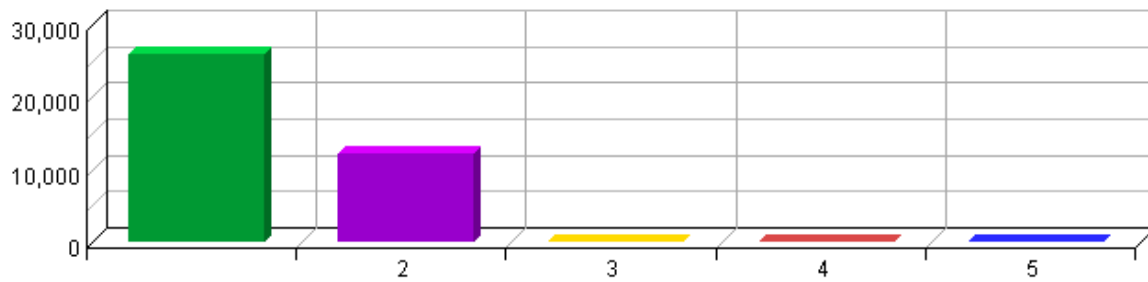
# Errors Dashboard

This displays key graphs and tables that provide an overview of the Errors chapter. Click on the title of a graph or table to navigate to the corresponding page.

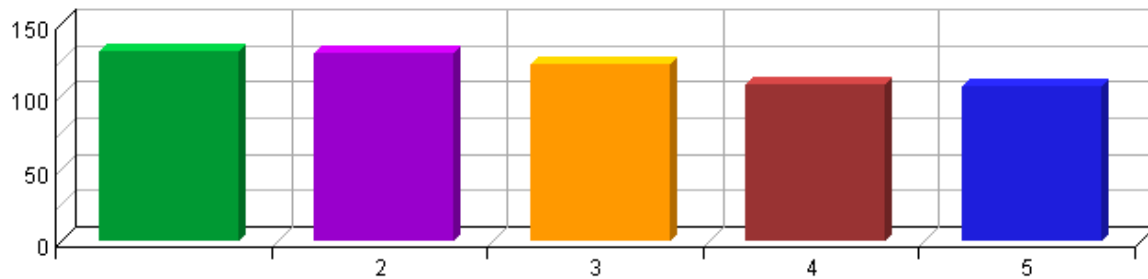
## Technical Statistics

Total Hits	246,560	100%
Successful Hits	208,460	84.55%
Failed Hits	38,100	15.45%
Cached Hits	74,928	30.39%

## Client Errors



## File Not Found Errors





# Client Errors

This report identifies the error codes from the browsers accessing your server.



Client Errors

	HTTP Status Codes	Hits	%
1.	403 Forbidden	25,910	68.01%
2.	404 Not Found	12,141	31.87%
3.	400 Bad Request	28	0.07%
4.	408 Request Timeout	12	0.03%
5.	000 Incomplete / Undefined	6	0.02%
6.	405 Method Not Allowed	3	0.01%
	<b>Total</b>	<b>38,100</b>	<b>100.00%</b>



# File Not Found Errors

This report identifies files that returned "404 – Not Found" or "410 – Gone" errors from your server.



**File Not Found Errors**

	<b>Files Not Found and Referring URL</b>	<b>Hits</b>	<b>%</b>
1.	<b>/ncer/starten.pdf</b> <a href="http://www.epa.gov/mercury/technical.htm">http://www.epa.gov/mercury/technical.htm</a>	131	1.08%
2.	<b>/ncer/qa/qa_docs.html</b> (no referrer)	130	1.07%
3.	<b>/ncer/rfa/water.html</b> (no referrer)	122	1.00%
4.	<b>/ncer/qa/</b> (no referrer)	108	0.89%
5.	<b>/ncer/rfa/futures.html</b> (no referrer)	107	0.88%
6.	<b>/ncer/rfa/02nanotech.html</b> (no referrer)	100	0.82%
7.	<b>/ncer/elists.html</b> (no referrer)	87	0.72%
8.	<b>/ncer/rfa/2004/2004_fire_climate.html#Contact</b> <a href="http://fedgrants.gov/Applicants/EPA/OGD/GAD/EPA-GRANTS-042004-004/Grant.html">http://fedgrants.gov/Applicants/EPA/OGD/GAD/EPA-GRANTS-042004-004/Grant.html</a>	86	0.71%
9.	<b>/ncer/rfa/2004/2004_sustainability_engineering_curricula.ht</b> (no referrer)	81	0.67%
10.	<b>/ncer/rfa/phytore00.html</b> (no referrer)	81	0.67%
11.	<b>/ncer/rfa/empact.html</b> (no referrer)	75	0.62%
12.	<b>/ncer/rfa/current/2004_mai_undergrad_fellow.html</b> (no referrer)	71	0.58%
13.	<b>/ncer/rfa/gradfellows01.html</b> (no referrer)	69	0.57%

14.	<b>/ncer/grants/envmon00.html</b> (no referrer)	66	0.54%
15.	<b>/ncer/rfa/2002stargradfellann.html</b> (no referrer)	64	0.53%
16.	<b>/ncer/rfa/current/ 2004_mai_grad_fellow.html</b> (no referrer)	60	0.49%
17.	<b>/ncer/rfa/ecohab01.html</b> (no referrer)	60	0.49%
18.	<b>/ncer/rfa/eagle01.html</b> (no referrer)	59	0.49%
19.	<b>/ncer/rfa/gradmaifell01.html</b> (no referrer)	56	0.46%
20.	<b>/ncer/rfa/02newwatclass.html</b> (no referrer)	56	0.46%
	<b>Subtotal</b>	<b>1,669</b>	<b>13.75%</b>
	<b>Other</b>	<b>10,472</b>	<b>86.25%</b>
	<b>Total</b>	<b>12,141</b>	<b>100.00%</b>



# Server Errors

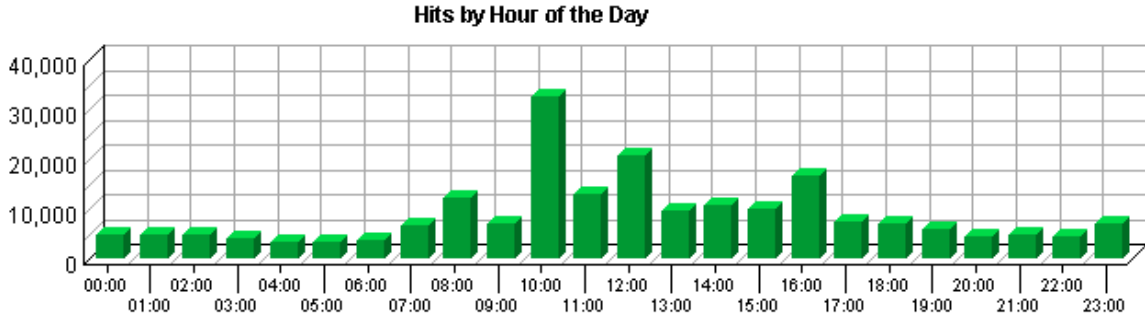
This report lists the errors which occurred on the server.

**These errors did not occur in the log data during the requested reporting period.**



# Activity Dashboard

This displays key graphs and tables that provide an overview of the Activity chapter. Click on the title of a graph or table to navigate to the corresponding page.

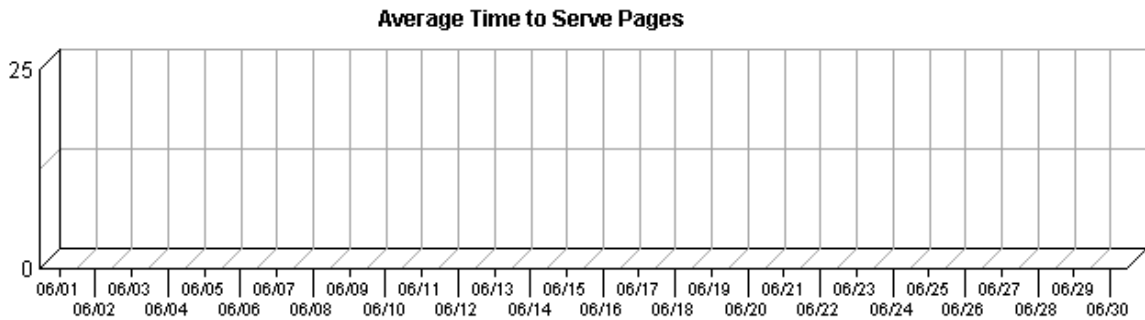


## Most Active Summary

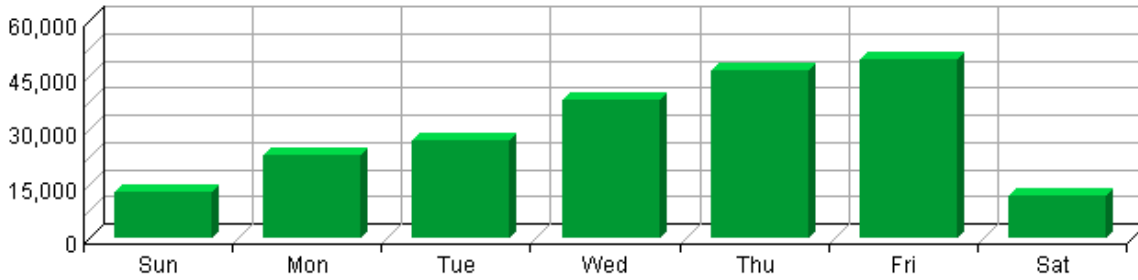
Most Active Date	June 03, 2004
Number of Hits on Most Active Date	28,800
Most Active Day of the Week	Fri
Most Active Hour of the Day	10:00–10:59

## Activity on Weekdays Summary

Total Hits Weekdays	184,093
Total Visits Weekdays	29,815
Average Number of <b>Visits</b> per day on Weekdays	1,355
Average Number of <b>Hits</b> per day on Weekdays	8,367



**Hits by Day of the Week**



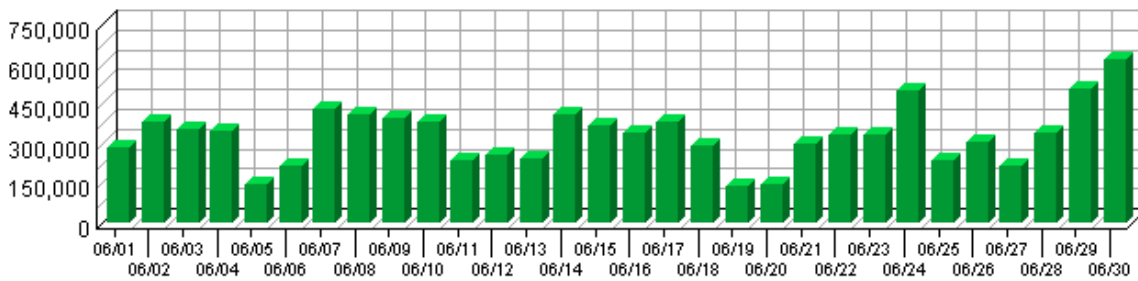
**Least Active Summary**

Least Active Date	June 27, 2004
Number of Hits on Least Active Date	1,762
Least Active Day of the Week	Sat
Least Active Hour of the Day	05:00–05:59

**Activity on Weekends Summary**

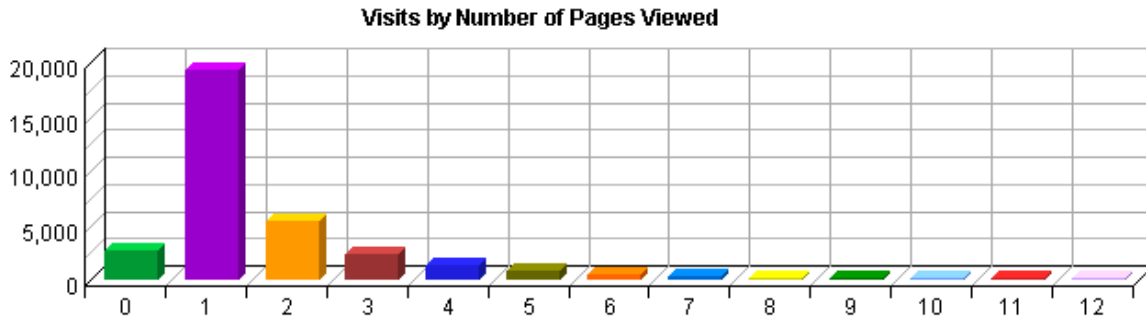
Total Hits Weekend	24,367
Total Visits Weekend	4,498
Average Number of <b>Visits</b> per Weekend	1,124
Average Number of <b>Hits</b> per Weekend	6,091

**Bandwidth: Kbytes Transferred Trend**



# Visits by Number of Pages Viewed

This report shows you how many times visitors viewed one page, how many viewed two pages, etc.



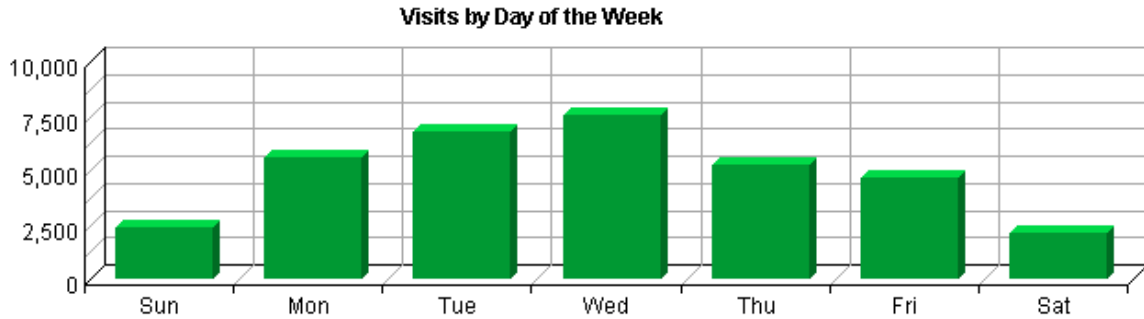
**Visits by Number of Pages Viewed**

	Number of Pages Viewed	Visits	%
Pages	0	2,642	7.70%
Pages	1	19,239	56.08%
Pages	2	5,409	15.77%
Pages	3	2,378	6.93%
Pages	4	1,389	4.05%
Pages	5	792	2.31%
Pages	6	531	1.55%
Pages	7	338	0.99%
Pages	8	247	0.72%
Pages	9	185	0.54%
Pages	10	124	0.36%
Pages	11	111	0.32%
Pages	12	91	0.27%
<b>Pages</b>	<b>Subtotal</b>	<b>33,476</b>	<b>97.58%</b>
<b>Pages</b>	<b>Other</b>	<b>830</b>	<b>2.42%</b>
	<b>Total</b>	<b>34,306</b>	<b>100.00%</b>



# Visits by Day of the Week

This report shows the activity for each day of the week within the reporting period. Unsuccessful hits are not included.



Visits by Day of the Week

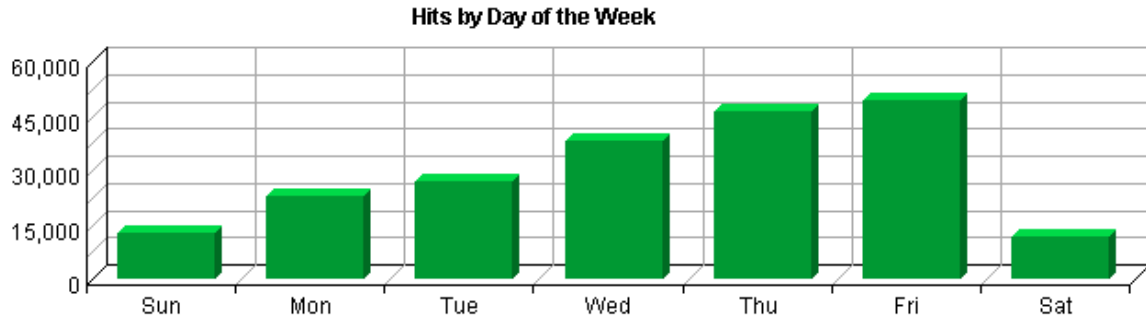
Day	Visits	%
Sun	2,355	6.86%
Mon	5,564	16.22%
Tue	6,756	19.69%
Wed	7,539	21.97%
Thu	5,274	15.37%
Fri	4,682	13.64%
Sat	2,143	6.25%
<b>Total Weekend</b>	<b>4,498</b>	<b>13.11%</b>
<b>Total Weekdays</b>	<b>29,815</b>	<b>86.89%</b>
<b>Total</b>	<b>34,313</b>	<b>100.00%</b>





# Hits by Day of the Week

This report shows the activity for each day of the week within the reporting period. Unsuccessful hits are not included.



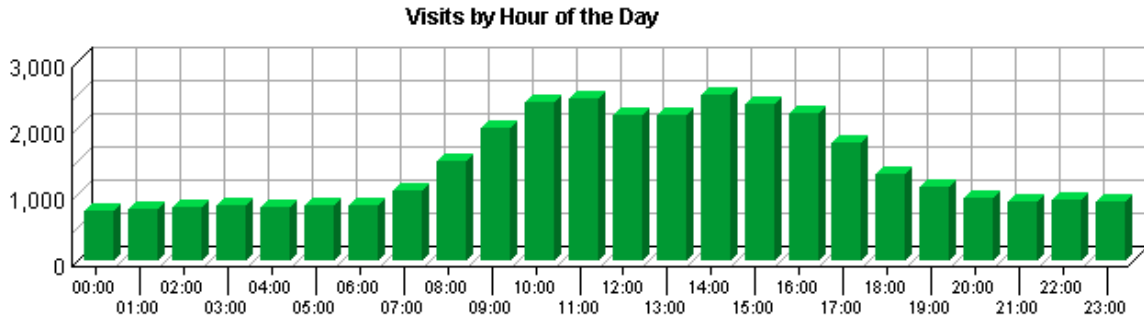
**Hits by Day of the Week**

Day	Hits	%
Sun	12,577	6.03%
Mon	23,051	11.06%
Tue	27,117	13.01%
Wed	38,182	18.32%
Thu	46,506	22.31%
Fri	49,237	23.62%
Sat	11,790	5.66%
<b>Total Weekend</b>	<b>24,367</b>	<b>11.69%</b>
<b>Total Weekdays</b>	<b>184,093</b>	<b>88.31%</b>
<b>Total</b>	<b>208,460</b>	<b>100.00%</b>



# Visits by Hour of the Day

This report shows activity for each hour of the day. It also shows the most and the least active hours of the day for the report period.



Visits by Hour of the Day

Hour	Visits	%
00:00	740	2.16%
01:00	776	2.26%
02:00	800	2.33%
03:00	832	2.42%
04:00	809	2.36%
05:00	841	2.45%
06:00	842	2.45%
07:00	1,058	3.08%
08:00	1,491	4.35%
09:00	1,989	5.80%
10:00	2,385	6.95%
11:00	2,440	7.11%
12:00	2,185	6.37%
13:00	2,202	6.42%
14:00	2,504	7.30%
15:00	2,350	6.85%
16:00	2,217	6.46%
17:00	1,779	5.18%
18:00	1,319	3.84%
19:00	1,119	3.26%
20:00	949	2.77%
21:00	902	2.63%
22:00	906	2.64%
23:00	878	2.56%
<b>Total Visits during Work Hours (8:00am–5:00pm)</b>	<b>19,763</b>	<b>57.60%</b>

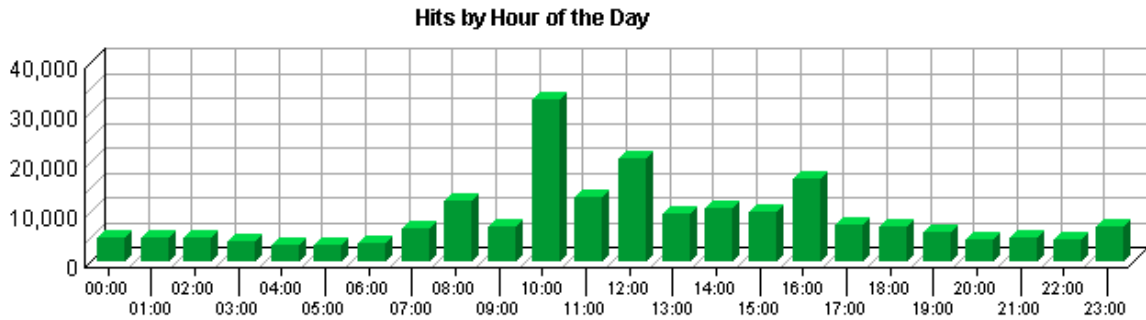
<b>Total Visits during After Hours (5:01pm–7:59am)</b>	<b>14,550</b>	<b>42.40%</b>
<b>Total</b>	<b>34,313</b>	<b>100.00%</b>

**Summary of Visits by Hour of the Day**

<b>Most Active Hour of the Day</b>	14:00–14:59
<b>Least Active Hour of the Day</b>	00:00–00:59

# Hits by Hour of the Day

This report shows the most and the least active hour of the day for the report period. The second table breaks down activity for the given report period to show the average activity for each individual hour of the day. If there are several days in the report period, the value presented is the sum of all hits during that period of time for all days. All times are referenced to the location of the system running the analysis.



Hits by Hour of the Day

Hour	Hits	%
00:00	4,714	2.26%
01:00	4,646	2.23%
02:00	4,752	2.28%
03:00	3,983	1.91%
04:00	3,371	1.62%
05:00	3,356	1.61%
06:00	3,727	1.79%
07:00	6,694	3.21%
08:00	12,110	5.81%
09:00	7,083	3.40%
10:00	32,496	15.59%
11:00	12,943	6.21%
12:00	20,692	9.93%
13:00	9,480	4.55%
14:00	10,754	5.16%
15:00	10,129	4.86%
16:00	16,605	7.97%
17:00	7,460	3.58%
18:00	6,966	3.34%
19:00	5,744	2.76%
20:00	4,578	2.20%
21:00	4,826	2.32%
22:00	4,315	2.07%
23:00	7,036	3.38%

<b>Total Hits during Work Hours (8:00am–5:00pm)</b>	<b>132,292</b>	<b>63.46%</b>
<b>Total Hits during After Hours (5:01pm–7:59am)</b>	<b>76,168</b>	<b>36.54%</b>
<b>Total</b>	<b>208,460</b>	<b>100.00%</b>

**Summary of Hits by Hour of the Day**

<b>Most Active Hour of the Day</b>	10:00–10:59
<b>Least Active Hour of the Day</b>	05:00–05:59

# Visit Duration by Visits

This report shows the number and percentages of visits over selected visit lengths.



Visit Duration by Visits

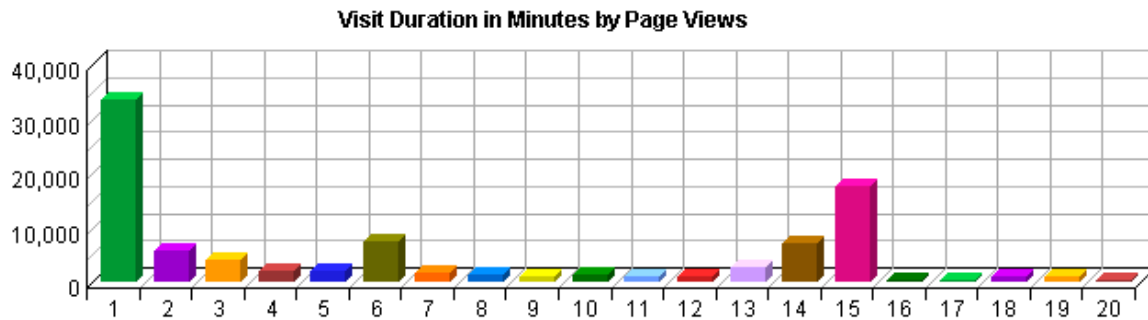
Visit Duration in Minutes	Visits	%
0-1	26,844	78.25%
1-2	1,428	4.16%
2-3	812	2.37%
3-4	511	1.49%
4-5	447	1.30%
5-6	350	1.02%
6-7	289	0.84%
7-8	247	0.72%
8-9	212	0.62%
9-10	198	0.58%
10-11	174	0.51%
11-12	144	0.42%
12-13	143	0.42%
13-14	148	0.43%
14-15	100	0.29%
15-16	100	0.29%
16-17	80	0.23%
17-18	93	0.27%
18-19	102	0.30%
19-20	97	0.28%
<b>Subtotal</b>	<b>32,519</b>	<b>94.79%</b>
<b>Other</b>	<b>1,787</b>	<b>5.21%</b>
<b>Total</b>	<b>34,306</b>	<b>100.00%</b>





# Visit Duration by Page Views

This report shows the number and percentages of pages views over selected visit lengths.



**Visit Duration by Page Views**

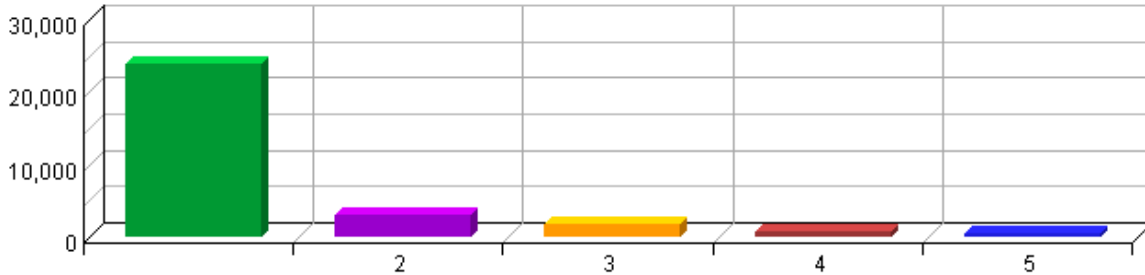
Visit Duration in Minutes	Views	%
0-1	33,527	19.06%
1-2	5,708	3.24%
2-3	3,985	2.27%
3-4	2,110	1.20%
4-5	2,006	1.14%
5-6	7,464	4.24%
6-7	1,660	0.94%
7-8	1,519	0.86%
8-9	1,078	0.61%
9-10	1,259	0.72%
10-11	1,183	0.67%
11-12	856	0.49%
12-13	2,597	1.48%
13-14	7,002	3.98%
14-15	17,596	10.00%
15-16	470	0.27%
16-17	395	0.22%
17-18	863	0.49%
18-19	1,114	0.63%
19-20	478	0.27%
<b>Subtotal</b>	<b>92,870</b>	<b>52.79%</b>
<b>Other</b>	<b>83,041</b>	<b>47.21%</b>
<b>Total</b>	<b>175,911</b>	<b>100.00%</b>



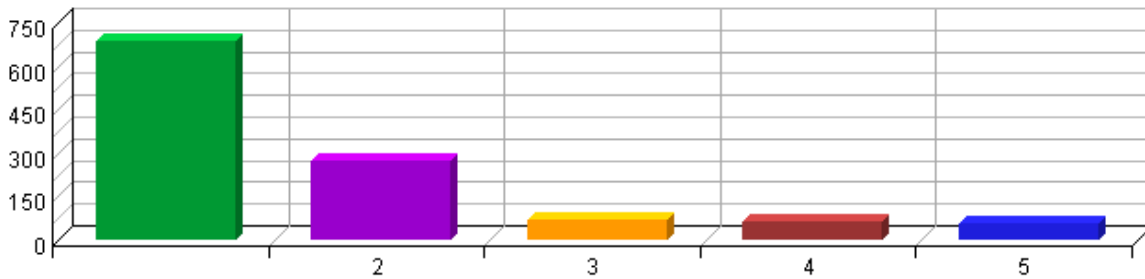
# Browsers and Platforms Dashboard

This displays key graphs and tables that provide an overview of the Browsers and Platforms chapter. Click on the title of a graph or table to navigate to the corresponding page.

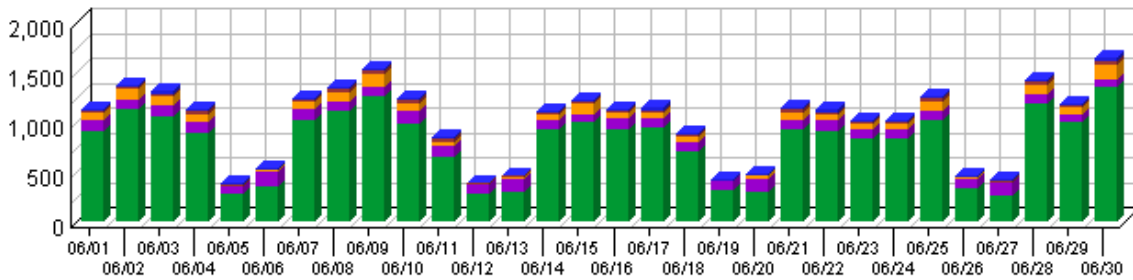
**Top Browsers by Visits**



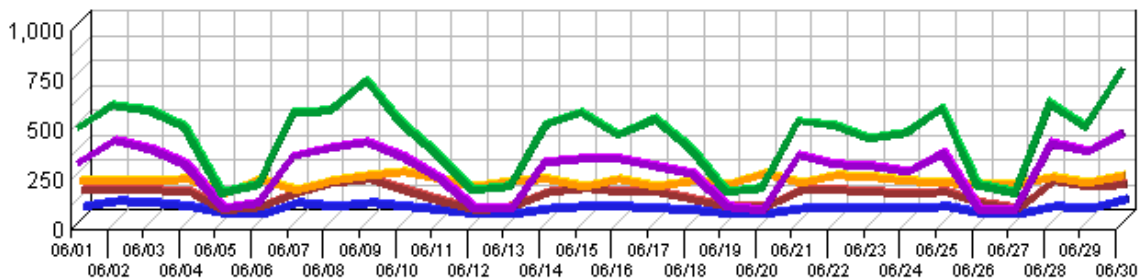
**Top Spiders by Visits**



**Top Browsers by Visits Trend**



**Top Platforms by Visits Trend**

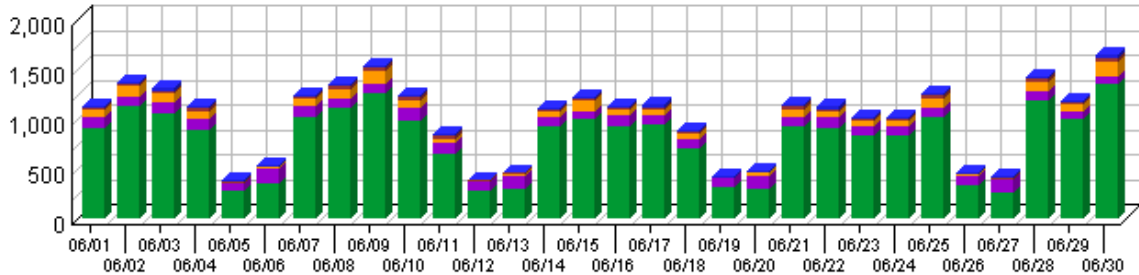




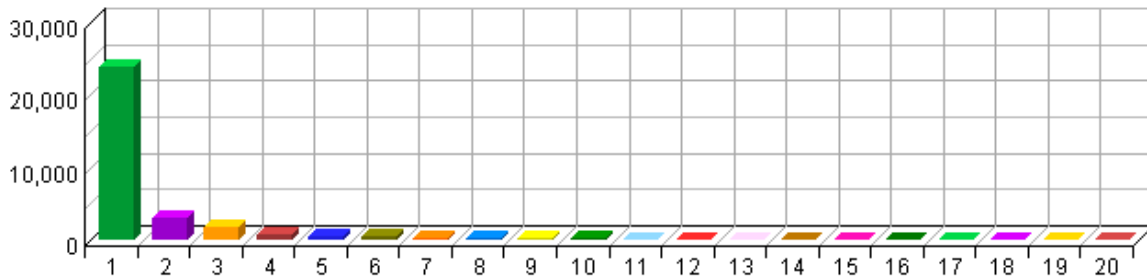
# Top Browsers

This report identifies the most popular browsers used by visitors to your site. This information will only be displayed if your server is logging the browser/platform information.

**Top Browsers by Visits Trend**



**Top Browsers by Visits**



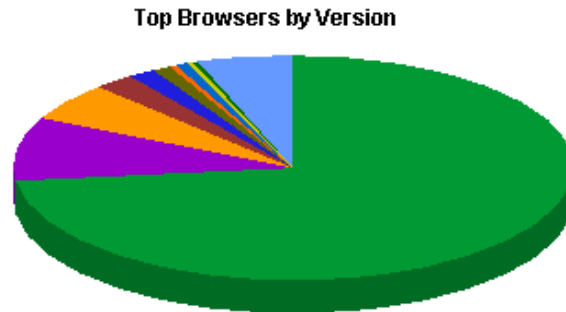
**Top Browsers**

	<b>Browser</b>	<b>Visits</b>	<b>%</b>	<b>Hits</b>
1.	Microsoft Internet Explorer	<b>23,957</b>	<b>72.96%</b>	132,771
2.	Other Netscape Compatible	<b>3,007</b>	<b>9.16%</b>	7,911
3.	Netscape	<b>1,865</b>	<b>5.68%</b>	5,472
4.	Mozilla	<b>688</b>	<b>2.10%</b>	1,651
5.	msnbot/0.11 ( http://search.msn.com/msnbot.htm)	<b>547</b>	<b>1.67%</b>	5,918
6.	Safari	<b>393</b>	<b>1.20%</b>	853
7.	NaverBot-1.0 (NHN Corp. / 82-2-3011-1954 / nhnbot@naver.com)	<b>159</b>	<b>0.48%</b>	310
8.	Others	<b>146</b>	<b>0.44%</b>	528
9.	ia_archiver	<b>134</b>	<b>0.41%</b>	584
10.	Java/1.4.2	<b>133</b>	<b>0.41%</b>	318
11.	psbot/0.1 ( http://www.picsearch.com/bot.html)	<b>106</b>	<b>0.32%</b>	480
12.	libwww-perl/5.79	<b>105</b>	<b>0.32%</b>	386
13.	sjskhf8	<b>87</b>	<b>0.26%</b>	189
14.	Opera	<b>85</b>	<b>0.26%</b>	167
15.	Java/1.4.1_05	<b>83</b>	<b>0.25%</b>	299
16.	Java/1.4.1	<b>70</b>	<b>0.21%</b>	220
17.	Konqueror	<b>61</b>	<b>0.19%</b>	65

18.	Python-urllib/1.10	<b>60</b>	<b>0.18%</b>	60
19.	ColdFusion	<b>43</b>	<b>0.13%</b>	172
20.	Xenu Link Sleuth 1.2e	<b>38</b>	<b>0.12%</b>	144
	<b>Subtotal</b>	<b>31,767</b>	<b>96.74%</b>	<b>158,498</b>
	<b>Other</b>	<b>1,070</b>	<b>3.26%</b>	<b>18,750</b>
	<b>Total</b>	<b>32,837</b>	<b>100.00%</b>	<b>177,248</b>

# Top Browsers by Version

This report lists the browser versions most common among your visitors.



**Top Browsers by Version**

	<b>Browser</b>	<b>Version</b>	<b>Visits</b>	<b>%</b>	<b>Hits</b>
1.	Microsoft Internet Explorer	6.0	<b>19,916</b>	<b>60.65%</b>	116,753
		5.5	<b>1,596</b>	<b>4.86%</b>	10,293
		5.0	<b>860</b>	<b>2.62%</b>	2,304
		5.01	<b>702</b>	<b>2.14%</b>	1,502
		5.23	<b>230</b>	<b>0.70%</b>	437
		5.22	<b>168</b>	<b>0.51%</b>	432
		Version Unknown	<b>138</b>	<b>0.42%</b>	167
		4.01	<b>111</b>	<b>0.34%</b>	208
		5.17	<b>39</b>	<b>0.12%</b>	82
		4.0	<b>36</b>	<b>0.11%</b>	71
		6.0b	<b>26</b>	<b>0.08%</b>	52
		5.21	<b>26</b>	<b>0.08%</b>	71
		5.00	<b>23</b>	<b>0.07%</b>	138
		5.16	<b>19</b>	<b>0.06%</b>	43
		5.14	<b>18</b>	<b>0.05%</b>	53
		4.40.305beta	<b>10</b>	<b>0.03%</b>	81
		5.15	<b>8</b>	<b>0.02%</b>	12
		5.05	<b>7</b>	<b>0.02%</b>	24
		5.12	<b>5</b>	<b>0.02%</b>	11
		5.13	<b>5</b>	<b>0.02%</b>	21
		4.5	<b>4</b>	<b>0.01%</b>	6
		5.0b1	<b>3</b>	<b>0.01%</b>	3
		1.	<b>3</b>	<b>0.01%</b>	3
		2.0	<b>1</b>	<b>0.00%</b>	1
		3.03	<b>1</b>	<b>0.00%</b>	1
		3.02	<b>1</b>	<b>0.00%</b>	1

		4.00	1	0.00%	1
		<b>Other</b>	<b>0</b>	<b>0.00%</b>	<b>0</b>
2.	Other Netscape Compatible	Version Unknown	3,007	9.16%	7,911
		<b>Other</b>	<b>0</b>	<b>0.00%</b>	<b>0</b>
3.	Netscape	7.1	868	2.64%	3,132
		7.02	168	0.51%	415
		7.0	114	0.35%	299
		4.5	108	0.33%	215
		4.79	95	0.29%	183
		7.01	56	0.17%	140
		4.76	45	0.14%	92
		4.77	45	0.14%	94
		4.78	43	0.13%	87
		6.2.3	43	0.13%	128
		4.7	40	0.12%	77
		3.01	31	0.09%	92
		4.75	29	0.09%	78
		4.8	22	0.07%	44
		6.2.1	20	0.06%	49
		4.x	15	0.05%	43
		4.73	12	0.04%	25
		Version Unknown	9	0.03%	47
		4.6	8	0.02%	14
		6.2.2	8	0.02%	17
		4.08	8	0.02%	23
		3.0	8	0.02%	11
		4.72	7	0.02%	19
		4.05	7	0.02%	12
		4.74	5	0.02%	15
		4.61	5	0.02%	5
		4.75C-CCK-MCD	5	0.02%	8
		6.1	5	0.02%	7
		4.71	4	0.01%	45
		4.79C-CCK-MCD	4	0.01%	6
		4.06	4	0.01%	7
		4.77C-CCK-MCD	3	0.01%	10
		4.0	3	0.01%	4
		6.0	3	0.01%	3
		4.9	2	0.01%	2
		8.0	2	0.01%	2
		4.04	1	0.00%	1
		4.78C-CCK-MCD	1	0.00%	1



4.8C-CCK-MCD	1	0.00%	1
4.7C-CCK-MCD	1	0.00%	1
4.75C-WorldNet	1	0.00%	1
4.73C-CCK-MCD	1	0.00%	1
6.2	1	0.00%	1
4.07	1	0.00%	2
4.76C-CCK-MCD	1	0.00%	11
4.51	1	0.00%	1
6.01	1	0.00%	1
<b>Other</b>	<b>0</b>	<b>0.00%</b>	<b>0</b>

4. Mozilla	20040113	147	0.45%	286
	20040206	128	0.39%	409
	20031007	65	0.20%	179
	20030624	56	0.17%	116
	20040614	25	0.08%	77
	2003070	20	0.06%	20
	20021112	13	0.04%	30
	20020530	12	0.04%	31
	20030425	11	0.03%	16
	20020924	10	0.03%	16
	20030728	9	0.03%	27
	20030312	9	0.03%	18
	20030716	9	0.03%	12
	20031030	9	0.03%	21
	20040308	8	0.02%	37
	20040316	7	0.02%	11
	20020826	7	0.02%	20
	DEVONTECH	7	0.02%	33
	20040514	7	0.02%	7
	20040421	6	0.02%	10
	20031114	6	0.02%	10
	20021130	5	0.02%	8
	20030708	5	0.02%	10
	CAMINO	5	0.02%	5
	20031016	5	0.02%	32
	20040616	5	0.02%	7
	20011122	4	0.01%	8
	20031120	4	0.01%	13
	20020830	4	0.01%	6
	20031124	4	0.01%	11
	20040301	3	0.01%	15
	20030225	3	0.01%	3

20040608	3	0.01%	7
20020827	3	0.01%	4
20020623	3	0.01%	4
20030313	3	0.01%	4
20040510	3	0.01%	5
20040210	2	0.01%	3
20040219	2	0.01%	5
20030630	2	0.01%	4
20030922	2	0.01%	3
20030917	2	0.01%	2
20040603	2	0.01%	2
20040207	2	0.01%	2
20030821	1	0.00%	3
20030815	1	0.00%	1
20020502	1	0.00%	2
20030701	1	0.00%	2
20031119	1	0.00%	2
20040306	1	0.00%	2
20040602	1	0.00%	1
20040503	1	0.00%	5
20020408	1	0.00%	8
20020903	1	0.00%	1
20040114	1	0.00%	1
20020721	1	0.00%	1
20040517	1	0.00%	1
20040121	1	0.00%	1
20020722	1	0.00%	3
20031211	1	0.00%	1
20021216	1	0.00%	1
20040628	1	0.00%	1
20040115	1	0.00%	1
20020513	1	0.00%	4
20040116	1	0.00%	1
20030519	1	0.00%	2
20021003	1	0.00%	1
20010205	1	0.00%	2
20030311	1	0.00%	1
20040413	1	0.00%	1
20040626	1	0.00%	1
20030703	1	0.00%	1
20020205	1	0.00%	2
20040130	1	0.00%	1

		20040205	1	0.00%	1
		20010316	1	0.00%	16
		20040124	1	0.00%	7
		20020314	1	0.00%	1
		20021104	1	0.00%	1
		20031231	1	0.00%	2
		20040326	1	0.00%	8
		20040414	1	0.00%	1
		20030827	1	0.00%	1
		20030317	1	0.00%	1
		20040408	1	0.00%	8
		<b>Other</b>	<b>0</b>	<b>0.00%</b>	<b>0</b>
5.	msnbot/0.11 ( http://search.msn.com/msnbot.htm)	Version Unknown	547	1.67%	5,918
		<b>Other</b>	<b>0</b>	<b>0.00%</b>	<b>0</b>
6.	Safari	125.8	115	0.35%	250
		85.7	97	0.30%	229
		125.7	74	0.23%	145
		125.1	62	0.19%	147
		100	15	0.05%	16
		85	10	0.03%	33
		125	7	0.02%	13
		85.5	6	0.02%	8
		85.6	5	0.02%	10
		100.1	2	0.01%	2
		<b>Other</b>	<b>0</b>	<b>0.00%</b>	<b>0</b>
7.	NaverBot-1.0 (NHN Corp. / 82-2-3011-1954 / nhnbot@naver.com)	Version Unknown	159	0.48%	310
		<b>Other</b>	<b>0</b>	<b>0.00%</b>	<b>0</b>
8.	Others	Version Unknown	146	0.44%	528
		<b>Other</b>	<b>0</b>	<b>0.00%</b>	<b>0</b>
9.	ia_archiver	Version Unknown	134	0.41%	584
		<b>Other</b>	<b>0</b>	<b>0.00%</b>	<b>0</b>
10.	Java/1.4.2	Version Unknown	133	0.41%	318
		<b>Other</b>	<b>0</b>	<b>0.00%</b>	<b>0</b>
11.	psbot/0.1 ( http://www.picsearch.com/bot.html)	Version Unknown	106	0.32%	480
		<b>Other</b>	<b>0</b>	<b>0.00%</b>	<b>0</b>
12.	libwww-perl/5.79	Version Unknown	105	0.32%	386
		<b>Other</b>	<b>0</b>	<b>0.00%</b>	<b>0</b>
13.	sjkkhf8	Version Unknown	87	0.26%	189
		<b>Other</b>	<b>0</b>	<b>0.00%</b>	<b>0</b>
14.	Opera	7.23	35	0.11%	94
		7.50	14	0.04%	24
		7.51	9	0.03%	15

		7.11	6	0.02%	8
		7.20	5	0.02%	7
		7.0	3	0.01%	5
		5.02	2	0.01%	2
		6.0	2	0.01%	3
		7.22	2	0.01%	2
		7.10	2	0.01%	2
		6.04	1	0.00%	1
		7.03	1	0.00%	1
		6.05	1	0.00%	1
		7.01	1	0.00%	1
		7.21	1	0.00%	1
		<b>Other</b>	<b>0</b>	<b>0.00%</b>	<b>0</b>
15.	Java/1.4.1_05	Version Unknown	<b>83</b>	<b>0.25%</b>	299
		<b>Other</b>	<b>0</b>	<b>0.00%</b>	<b>0</b>
16.	Java/1.4.1	Version Unknown	<b>70</b>	<b>0.21%</b>	220
		<b>Other</b>	<b>0</b>	<b>0.00%</b>	<b>0</b>
17.	Konqueror	3.1	<b>8</b>	<b>0.02%</b>	10
		3.0-RC1	<b>7</b>	<b>0.02%</b>	7
		3.0-RC2	<b>6</b>	<b>0.02%</b>	6
		3.0-RC6	<b>5</b>	<b>0.02%</b>	5
		3.1-RC1	<b>4</b>	<b>0.01%</b>	4
		3.0-RC5	<b>4</b>	<b>0.01%</b>	4
		3.1-RC6	<b>4</b>	<b>0.01%</b>	4
		3.0-RC4	<b>4</b>	<b>0.01%</b>	4
		3.2	<b>4</b>	<b>0.01%</b>	6
		3.1-RC3	<b>3</b>	<b>0.01%</b>	3
		3.1-RC4	<b>3</b>	<b>0.01%</b>	3
		3.1-RC2	<b>2</b>	<b>0.01%</b>	2
		3.1-RC5	<b>2</b>	<b>0.01%</b>	2
		3.0-RC3	<b>1</b>	<b>0.00%</b>	1
		3	<b>1</b>	<b>0.00%</b>	1
		2.0	<b>1</b>	<b>0.00%</b>	1
		2.2.2	<b>1</b>	<b>0.00%</b>	1
		3.0	<b>1</b>	<b>0.00%</b>	1
		<b>Other</b>	<b>0</b>	<b>0.00%</b>	<b>0</b>
18.	Python-urllib/1.10	Version Unknown	<b>60</b>	<b>0.18%</b>	60
		<b>Other</b>	<b>0</b>	<b>0.00%</b>	<b>0</b>
19.	ColdFusion	Version Unknown	<b>43</b>	<b>0.13%</b>	172
		<b>Other</b>	<b>0</b>	<b>0.00%</b>	<b>0</b>
20.	Xenu Link Sleuth 1.2e	Version Unknown	<b>38</b>	<b>0.12%</b>	144
		<b>Other</b>	<b>0</b>	<b>0.00%</b>	<b>0</b>

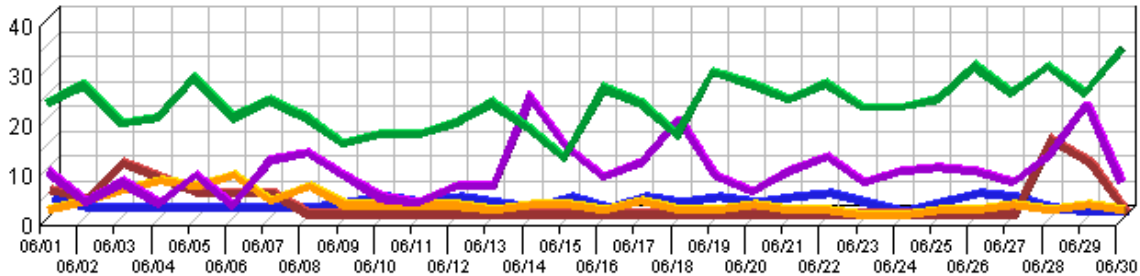
<b>Subtotal</b>	<b>31,767</b>	<b>96.74%</b>	<b>158,498</b>
<b>Other</b>	<b>1,070</b>	<b>3.26%</b>	<b>18,750</b>
<b>Total</b>	<b>32,837</b>	<b>100.00%</b>	<b>177,248</b>



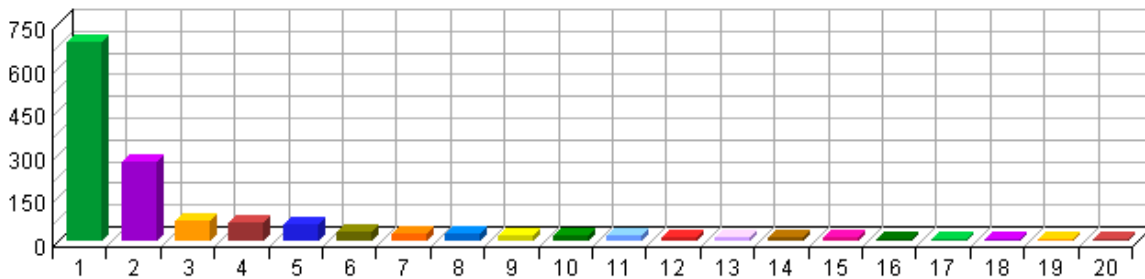
# Top Spiders

This report identifies robots, spiders, crawlers and search services visiting your site. The spiders shown in this report are based on a configured list in the product code. If your site uses JavaScript tagging to monitor traffic (for example, WebTrends SmartSource Data Collector), only spiders that use JavaScript will appear in this report.

**Top Spiders by Visits Trend**



**Top Spiders by Visits**



**Top Spiders**

	Spider	Visits	%	Hits
1.	Mozilla/5.0 (compatible; Yahoo! Slurp; http://help.yahoo.com/help/us/ysearch/slurp)	687	46.54%	4,617
2.	Googlebot	276	18.70%	10,198
3.	Baiduspider ( http:	70	4.74%	120
4.	FAST-WebCrawler	62	4.20%	222
5.	Mozilla/4.0 (compatible; MSIE 6.0; Windows NT; MS Search 4.0 Robot)	56	3.79%	2,721
6.	Mozilla/4.75 (compatible; PortalBSpider; spider@portalb.com)	31	2.10%	2,365
7.	Mozilla/4.0 compatible ZyBorg/1.0 (wn-1.zyborg@looksmart.net; http://www.WISEnutbot.com)	28	1.90%	211
8.	Mozilla/4.0 (compatible; MSIE 6.0; Windows 98; FunWebProducts; i-NavFourF; MSIECrawler)	25	1.69%	48
9.	SWING Robot Agent	17	1.15%	102
10.	Mozilla/4.0 (compatible; MSIE 6.0 compatible; Asterias Crawler v4; http://www.singingfish.com/help	16	1.08%	599
11.	Openbot	16	1.08%	1,085

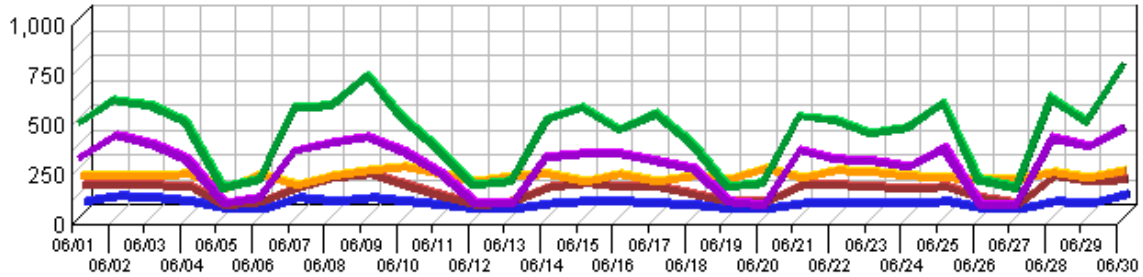
12.	QuepasaCreep ( crawler@quepasacorp.com )	15	1.02%	19
13.	Linkbot	13	0.88%	22
14.	VSE	13	0.88%	411
15.	WebTrends Link Analyzer	12	0.81%	51
16.	Infoseek SideWinder	9	0.61%	12
17.	Szukacz	9	0.61%	9
18.	mozDex	8	0.54%	9
19.	Forest Conservation Spider – http:	7	0.47%	10
20.	TurnitinBot	7	0.47%	54
	<b>Subtotal</b>	<b>1,377</b>	<b>93.29%</b>	<b>22,885</b>
	<b>Other</b>	<b>99</b>	<b>6.71%</b>	<b>8,327</b>
	<b>Total</b>	<b>1,476</b>	<b>100.00%</b>	<b>31,212</b>



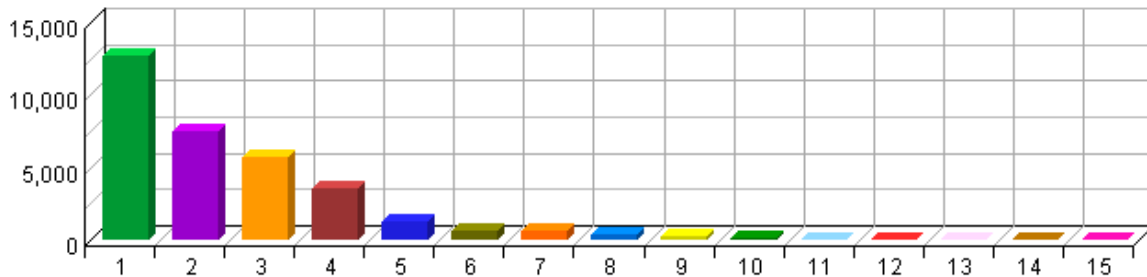
# Top Platforms

This report identifies the operating systems most used by the visitors to the site. This information will only be displayed if your server is logging the browser/platform information.

**Top Platforms by Visits Trend**



**Top Platforms by Visits**



**Top Platforms**

	<b>Platform</b>	<b>Visits</b>	<b>%</b>	<b>Views</b>
1.	Windows XP	12,688	38.64%	87,651
2.	Windows 2000	7,510	22.87%	31,771
3.	Others	5,775	17.59%	36,186
4.	Windows 98	3,502	10.66%	13,772
5.	Macintosh PowerPC	1,241	3.78%	2,811
6.	Windows NT	674	2.05%	1,660
7.	Windows ME	598	1.82%	1,568
8.	Windows 95	375	1.14%	775
9.	Linux	216	0.66%	358
10.	Windows 2003	176	0.54%	461
11.	Windows Win32s	40	0.12%	129
12.	SunOS	31	0.09%	91
13.	FreeBSD	9	0.03%	13
14.	Windows 3.x	1	0.00%	1
15.	OS/2	1	0.00%	1
	<b>Total</b>	<b>32,837</b>	<b>100.00%</b>	<b>177,248</b>



# Glossary

The following terms are used in Reporting Center reports, and some are used throughout the World Wide Web in general.

## Glossary

<b>Active Campaign</b>	The Active Campaign is one that a visitor has seen or received that has not reached the end of its duration.
<b>Active Campaigns</b>	The Active Campaign is one that a visitor has seen or received that has not reached the end of its duration.
<b>Ad</b>	A graphic or banner which takes a visitor to another web site when clicked.
<b>Ad Click</b>	A click on an advertisement which takes a visitor to another web site.
<b>Ad View</b>	Occurs when an ad is displayed to a visitor. Once visitors have viewed an ad, they can click on it (see Ad Click). There may be more than one ad on an ad view.
<b>Authenticated Username</b>	A unique visitor tracked by user name and password rather than by IP address. You may find more authenticated user names than total visitors because several persons may be using the same IP address. Since many ISPs dynamically assign IP addresses, and since multiple visitors may use a single IP address, authentication is a much more accurate way to identify visitors.
<b>Authentication</b>	Technique that limits access to Internet or intranet resources to visitors who identify themselves by entering a user name and password.
<b>Avg. Frequency</b>	This measure is the average number of times these visitors have visited your site over their lifetime.
<b>Avg. Latency</b>	This measure is the average number of days between visits for visitors over their lifetime. Note: A zero latency means the average time between visits is less than 24 hours.
<b>Avg. Lifetime Value</b>	The average lifetime value is the average of the sum of all order values.
<b>Avg. Most Recent Purchase Amt.</b>	The average most recent purchase amount for this group of visitors.
<b>Avg. Recency</b>	The number of days since the last visit is averaged for each visit in the reporting timeframe. Note: A zero recency means you have visited within the last 24 hours, or that the average value is less than one day.
<b>Bandwidth</b>	Measure of the traffic on a site. Bandwidth is expressed as the amount of data transferred in a specified unit of time.
<b>Browser</b>	A program used to locate and view web pages. These include Netscape, Mosaic, Microsoft Internet Explorer, and others.
<b>Campaign Lifetime Value</b>	The total order value associated to the campaign.
<b>Click Through Rate</b>	Percentage of visitors who viewed an ad and also clicked on it. This is a good indication of an ad's effectiveness.
<b>Client</b>	A computer that accesses resources provided by another computer, called a server.
<b>Client Errors</b>	An error occurring due to an invalid request by the visitor's browser. Client errors are in the 400-range. See the "Status Code" glossary entry for more information.

<b>Company Database</b>	The database installed and used by Reporting Center to look up the company name, city, state, and country corresponding to a specific domain name.
<b>Cookies</b>	Files containing information about web site visitors. This information can include the visitor's user name, preferences, etc. The information is provided by visitors during their first visit to a web site. The server records this information in a text file and stores it on the visitor's hard drive. At the beginning of later visits, the server looks for a cookie and configures itself based on the information provided.
<b>Days Since First Purchase</b>	The number of days since the first purchase since these visitors have been tracked.
<b>Days Since Most Recent Purchase</b>	The number of days since the last purchase for the campaign.
<b>Destination Page</b>	A page chosen by the system administrator for Path Analysis. The Path Analysis pages track which clicks brought each visitor to the selected Destination Page.
<b>Domain Name</b>	The text name corresponding to the IP address of a computer on the Internet. For example, www.webtrends.com is a domain name.
<b>Domain Name Lookup</b>	The process of converting an IP address into a text name (for example, 204.245.240.194 is converted to www.webtrends.com).
<b>Entry File</b>	The first file requested by a visitor during a visit to your web site.
<b>Entry Page</b>	The first page viewed during a visit to your web site. If a visit consists only of hits to non-page files, that visit has no entry page. This can cause the total number of entry pages to be less than the total number of visits.
<b>Exit Page</b>	The last page viewed during a visit to your web site. If a visit consists only of hits to non-page files, that visit has no exit page. This can cause the total number of exit pages to be less than the total number of visits.
<b>FTP</b>	File Transfer Protocol. It is a standard method of sending files from one computer to another over the Internet.
<b>File Type</b>	Identifies types of files by their file extension. For example, a file named graphic.gif is identified as type "gif."
<b>Filters</b>	A means of narrowing the scope of a report by specifying ranges or types of data to include or exclude.
<b>First Campaign</b>	The First Campaign is the one that originally drove a visitor to your site.
<b>First Campaign Lifetime Value</b>	The lifetime value is the sum of all order values.
<b>First Campaign Type</b>	User-defined category shown for the first campaign for a visitor. Examples include online banner ads, e-marketing newsletters, and direct mail campaigns.
<b>Frequency</b>	Frequency is the number of times this visitor has visited your site since this visitor has been tracked.
<b>GIF</b>	Graphics Interchange Format. It is a graphics file format commonly used in HTML documents.
<b>Geography</b>	Geography indicates the world region, country, state/province, and city.
<b>HTML</b>	Hypertext Markup Language. It is the programming language for static web pages. It usually includes hypertext links between related objects and documents.
<b>HTTP</b>	Hypertext Transfer Protocol. It is a standard method of transferring data between a Web server and a Web browser.
<b>Hit</b>	Each file requested by a visitor registers as a hit. There can be several hits on each page. While the volume of hits reflects the amount of server traffic, it is not an accurate reflection of the number of pages viewed.
<b>Home Page</b>	The main or introductory page of a web site. The home page provides visitors with an

overview and links to the rest of the site. It often contains or links to a Table of Contents.

<b>Home Page URL</b>	The URL for the home page of the site analyzed in the report.
<b>IP Address</b>	Internet Protocol Address. It is a series of four one- to three-digit numbers separated by periods. It is used to identify a computer connected to the Internet. For example, 212.6.125.76 is an IP address.
<b>JPEG</b>	Joint Photographic Expert Group. It is a compressed graphics format common on the Internet.
<b>Latency</b>	This measure is the average number of days between visits for visitors over their lifetime. Note: A zero latency means the average time between visits is less than 24 hours.
<b>Lifetime Value</b>	This is the maximum value for all orders for this period.
<b>Log File</b>	A file created by a Web or proxy server which contains information about the activity of the server.
<b>Most Recent Campaign</b>	The Most Recent Campaign is the last one that a visitor has seen or received that has not reached the end of its duration.
<b>New Users</b>	Visitors who didn't have a cookie on their first visit, but had one during later visits.
<b>No Referrer</b>	Indicates visits to your web site that did not originate from any other site. For example, any visitor who types the URL of your site directly into their browser window fits into this category.
<b>Order Count</b>	This measure reflects the number of orders from completed purchases.
<b>Order Value</b>	This measure reflects the monetary amount generated from completed purchases.
<b>Other</b>	In tables showing a variable-length list of items, the number of items may exceed the number that can be viewed at one time. The values for the items not currently shown are added together and shown in the row named "Other."
<b>Page</b>	Any document, dynamic page, or form. Different types of profiles have different default settings for which file extensions qualify a file as a page. These settings can be changed by the Reporting Center system administrator.
<b>Page View</b>	A hit to any file classified as a page. Contrast the value for "page views" with the value for "hits," which includes hits to files of every type.
<b>Palm Browser</b>	A program used on a Palm device to display site content, similar to Netscape or Internet Explorer on PCs.
<b>Palm Device</b>	A portable personal computer small enough to fit in the palm of a person's hand. Reporting Center reports only include Palm devices if the log files shows the device used a Palm browser.
<b>Path Through Site</b>	The sequence of pages a visitor views, from the entry page to the exit page and all pages in between.
<b>Paths from Start</b>	The sequence of pages a visitor views, excluding the entry page.
<b>Paths to Destination</b>	The sequence of pages a visitor views before arriving at a selected Destination Page.
<b>Platform</b>	Refers to the operating system, such as Linux or Windows 98.
<b>Protocol</b>	An established method of exchanging data over the Internet.
<b>Purchase Conversion Funnel</b>	Analysis of the conversion process through a four-step purchase process.
<b>Purchase Count</b>	The total number of purchase transactions (not units ordered) for this visitor since the visitor has been tracked.
<b>Recency</b>	This measure is the number of days since the most recent visit for a visitor.

<b>Referrer</b>	URL of a web page that refers visitors to your site.
<b>Report Period</b>	The dates covered in the report. You may select a report period of any day, week, month, quarter, or year within the data provided by the log analysis.
<b>Returning Visitors</b>	Visitors who already had a cookie from your site before they visited.
<b>Scenario Analysis Step</b>	The name of the step in the defined scenario. The step marks progress on the path that is being monitored.
<b>Script</b>	A simple programming language used to execute specific or limited tasks. Scripts are often used for pages on the Internet to serve dynamic content and to tailor pages for individual visitors.
<b>Search Keywords</b>	A keyword is a single word from within a search phrase. In the phrase "cordless phone" the individual keywords are "cordless" and "phone".
<b>Search Phrase</b>	The search phrase a visitor used to find your site.
<b>Server</b>	A computer that hosts information available to anyone accessing the Internet or an internal intranet.
<b>Server Error</b>	An error occurring on the server. Web server errors have codes in the 500 range.
<b>Single Access Page</b>	A page on your web site that visitors open, then exit from, without viewing any other page. To qualify, the visit must be to a page with a valid document type. If the visit is to a document with a different type (such as a graphic or sound file), the file does not count as a single access page, and the visit is not included in the total. Such visits are often the result of other sites referencing a specific downloadable file or graphic on your site. In these cases, a visit may have a single hit to a non-document type file, and will not be counted in the percentage calculations.
<b>Spider</b>	An automated program which searches the internet.
<b>Status Code</b>	The HTTP status code of a file request specifies whether the transfer was successful or not, and why. These codes are defined in RFC 2616, section 6.1.1.

*"Success" codes:*

- 100 = Success:** Continue
- 101 = Success:** Switching Protocols
- 200 = Success:** OK
- 201 = Success:** Created
- 202 = Success:** Accepted
- 203 = Success:** Non-Authoritative Information
- 204 = Success:** No Content
- 205 = Success:** Reset Content
- 206 = Success:** Partial Content
- 300 = Success:** Multiple Choices
- 301 = Success:** Moved Permanently
- 302 = Success:** Found
- 303 = Success:** See Other
- 304 = Success:** Not Modified
- 305 = Success :** Use Proxy
- 307 = Success :** Temporary Redirect

*"Failed" codes:*

- 400 = Failed:** Bad Request
- 401 = Failed:** Unauthorized
- 402 = Failed:** Payment Required
- 403 = Failed:** Forbidden

**404 = Failed:** Not Found  
**405 = Failed:** Method Not Allowed  
**406 = Failed:** Not Acceptable  
**407 = Failed:** Proxy Authentication Required  
**408 = Failed:** Request Time-out  
**409 = Failed:** Conflict  
**410 = Failed:** Gone  
**411 = Failed:** Length Required  
**412 = Failed:** Precondition Failed  
**413 = Failed:** Request Entity Too Large  
**414 = Failed:** Request-URI Too Large  
**415 = Failed:** Unsupported Media Type  
**416 = Failed:** Requested range not satisfiable  
**417 = Failed:** Expectation Failed  
**500 = Failed:** Internal Server Error  
**501 = Failed:** Not Implemented  
**502 = Failed:** Bad Gateway  
**503 = Failed:** Service Unavailable  
**504 = Failed:** Gateway Time-out  
**505 = Failed:** HTTP Version Not Supported

<b>Subtotal</b>	In tables showing a variable length list of items, the number of items may exceed the number that can be viewed at one time. The values for the items currently shown are added together and shown in the row named "Subtotal."
<b>Suffix (Domain Name)</b>	See "Top-Level Domain."
<b>Time Interval</b>	A one-year report displays monthly time increments. A one-quarter report displays weekly time increments. A one-month report or a one-week report displays daily time increments. A daily report displays hourly time increments. An hour-long interval marked 12:00, for example, includes all activity between 12:00 and 12:59.
<b>Time before Order</b>	The number of days between a new buyer's first visit and first purchase.
<b>Time between Purchases</b>	The number of days between a visitor's previous purchase and most recent purchase in this report period.
<b>Top-Level Domain</b>	<p>The suffix of a domain name. A top-level domain can be based on the type of organization (.com, .edu, .museum, .name, etc) or it can be a country code (.uk, .de, .jp, .us, etc.). The top-level domain can be used to identify the type of web site. The following is a partial list of how this report categorizes top-level domains:</p> <p><b>ARPANET:</b> .arpa</p> <p><b>Commercial:</b> .com .co .com.[country code] .co.[country code] .firm.co .firm.ve .ltd.uk .info .biz</p> <p><b>Education:</b> .edu .edu.[country-code] .ed.[country code] .ac.[country code] .school.[country code] .k12.[country code] .re.kr .sch.uk .edunet.tn</p> <p><b>International:</b> .int .int.co .int.ve .intl.tn</p> <p><b>Government:</b> .gov .gov.[country code] .gove.[country code] .go.[country code]</p> <p><b>Military:</b> .mil .mil.[country code]</p> <p><b>Network:</b> .net .ad.jp .ne.kr .net.[country code]</p>

**Organization:** .org .or .org.[country code] .or.[country code]

**Personal:** .name

<b>Total</b>	This table row gives the sum of all of the items for the current table during this report period. If the number of items for the table exceeds the number that can be viewed at one time, then a "Subtotal" row and an "Other" row will also be provided, and their sum will equal the Total row.
<b>Traffic</b>	The quantity of data transferred.
<b>URL</b>	Uniform Resource Locator. It is a means of identifying an exact location on the Internet. For example, <a href="http://www.webtrends.com/html/info/default.htm">http://www.webtrends.com/html/info/default.htm</a> is the URL which defines the location of the page Default.htm in the /html/info/ directory on the NetIQ Corporation web site. As the previous example shows, a URL is comprised of four parts: Protocol Type (HTTP), Machine Name (webtrends.com), Directory Path (/html/info/), and File Name (default.htm).
<b>Unique Visitors</b>	Individuals who visited your site during the report period. If someone visits more than once, they are counted only the first time they visit.
<b>User Agent</b>	Portion of a log file that identifies the browser and platform used by a visitor.
<b>Users Without Cookies</b>	Visitors who come to your site with cookies disabled. There is no way to determine if these visitors are new or returning.
<b>Visit</b>	A visit is a series of actions that begins when a visitor views their first page from the server, and ends when the visitor leaves the site or remains idle beyond the idle-time limit. The default idle-time limit is thirty minutes. This time limit can be changed by the system administrator.
<b>Visit Duration (Minutes)</b>	The number of minutes your web site was viewed by a visitor.
<b>Visitor Minutes</b>	Total number of minutes your site was viewed by all visitors during the report period.
<b>Visits with Clicks</b>	Visits to your site where at least one ad was clicked on.
<b>WAP Browser</b>	A program used on a WAP device to display site content, similar to Netscape or Internet Explorer on PCs.
<b>WAP Carrier</b>	A server that acts as an intermediary and relays requests from visitors with WAP devices to your site.
<b>WAP Device</b>	A wireless device using Wireless Application Protocol (WAP), such as a cellular telephone or radio transceiver, that can be used to access the Internet. Reporting Center reports only include WAP devices if the log file shows the device used a WAP browser.
<b>WTLS</b>	Acronym for Wireless Transport Layer Security protocol, which is the security layer endorsed by the WAP Forum ( <a href="http://www.wapforum.org">www.wapforum.org</a> ). Its primary goal is to provide privacy, data integrity, and authentication for WAP applications.