

P3 Monthly Statistics

Monthly View: May 2006

May 1, 2006 12:00:00 AM – May 31, 2006 11:59:47 PM

This report was generated by WebTrends 7 - Enterprise, Version: 7.5, Build: 16366 .
Tuesday, June 6, 2006 4:54:15 PM
Final report conversion by WebTrends Report Exporter, Version 7.5 (build 16363)

Copyright (C) 1996-2005 WebTrends Inc. All rights reserved.

Table of Contents

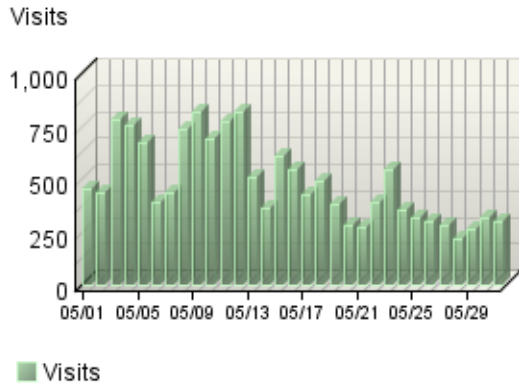
Overview Dashboard	1
Visitors Dashboard	3
Pages Dashboard	6
Navigation Dashboard	8
Technical Dashboard	9
Activity Dashboard	11
Browsers and Platforms Dashboard	13
Visitors Dashboard	15
Top Visitors	18
New vs. Return Visits	26
Visitors by Number of Visits	28
Visitors Trend	30
Visits Trend	36
Organizations	38
Authenticated Usernames	41
Domain Names	43
Top-Level Domain Types	45
Geography Dashboard	48
Regions	49
Countries	51
North American States and Provinces	53
Cities	54
Pages Dashboard	55
Pages	57
Content Groups	67
Directories	69
Files Dashboard	72

Downloaded Files	73
Accessed File Types	76
Uploaded Files	78

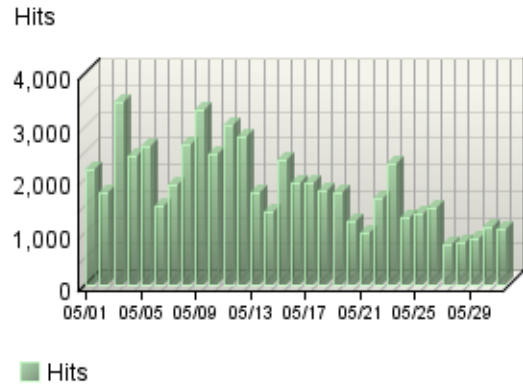
Overview Dashboard

This displays key graphs and tables that provide an overview of the entire report. When viewing through the on-demand interface, you can click on the title of a graph or table to navigate to the corresponding page.

Visits Trend



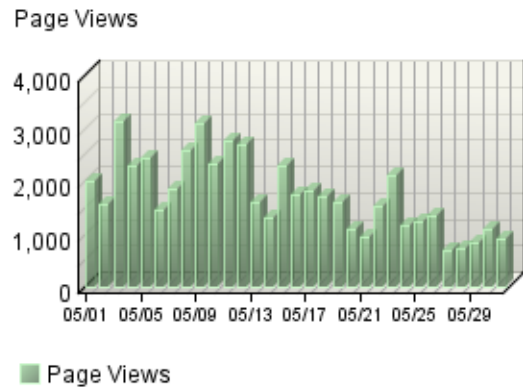
Hits Trend



Visitor Summary

Visitors	6,739
Visitors Who Visited Once	5,233
Visitors Who Visited More Than Once	1,506
Average Visits per Visitor	2.22

Page Views Trend



Visit Summary

Visits	14,939
Average per Day	481
Average Visit Duration	00:07:22
Median Visit Duration	00:01:14
International Visits	0.00%
Visits of Unknown Origin	100.00%
Visits from Your Country: United States (US)	0.00%

Hit Summary

Successful Hits for Entire Site	57,773
Average Hits per Day	1,863
Home Page Hits	2,533

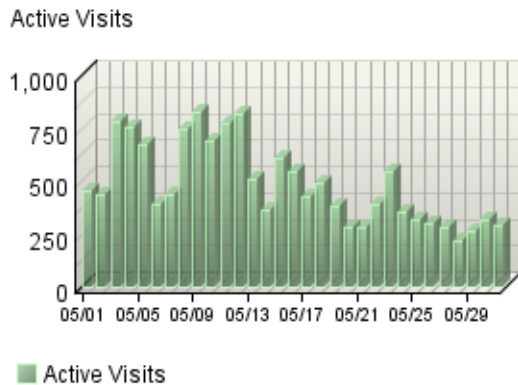
Page View Summary

Page Views	54,003
Average per Day	1,742
Average Page Views per Visit	3.61

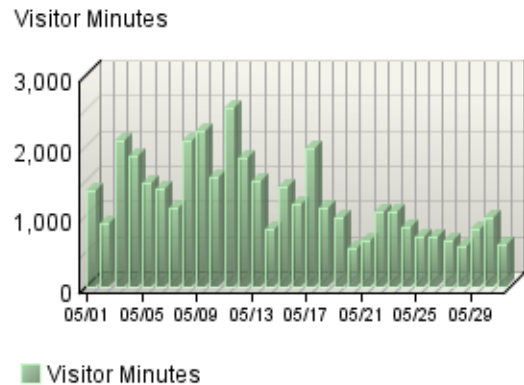
Visitors Dashboard

This displays key graphs and tables that provide an overview of the Visitors chapter. When viewing through the on-demand interface, you can click on the title of a graph or table to navigate to the corresponding page.

Active Visits Trend



Visitor Minutes Trend



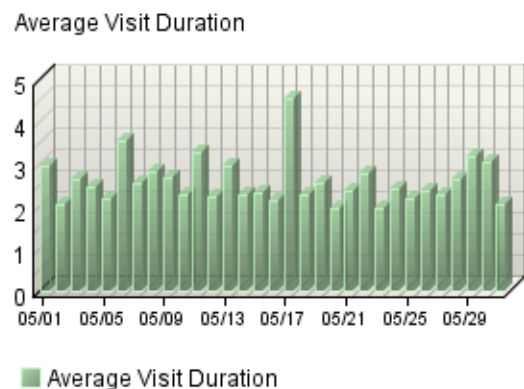
Visitor Summary

Visitors	6,739
Visitors Who Visited Once	5,233
Visitors Who Visited More Than Once	1,506
Average Visits per Visitor	2.22

Visit Summary

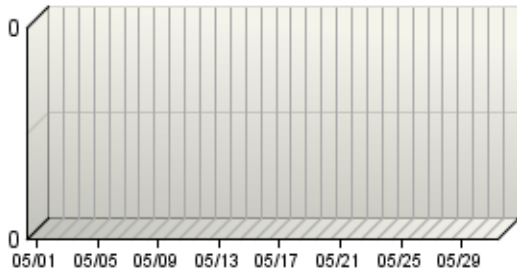
Visits	14,939
Average per Day	481
Average Visit Duration	00:07:22
Median Visit Duration	00:01:14
International Visits	0.00%
Visits of Unknown Origin	100.00%
Visits from Your Country: United States (US)	0.00%

Average Length of Visit Trend



New Visitors Trend

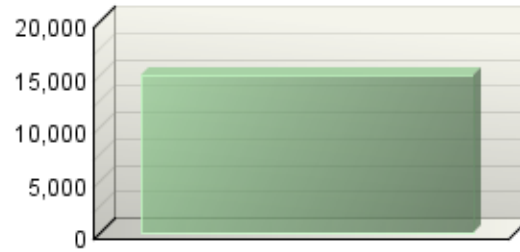
New Visitors



■ New Visitors

Countries

Visits



■ Unknown Country

Organizations

No data is available for this graph.

Authenticated Usernames

No data is available for this graph.

New vs. Return Visits

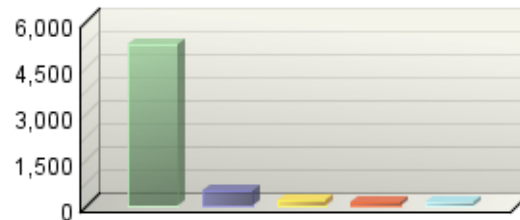
Visits



■ Returning Visitors

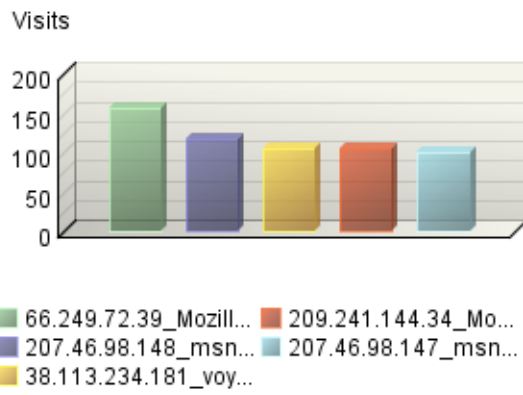
Visitors by Number of Visits

Visitors



■ 1 visit ■ 2 visits ■ 3 visits ■ 4 visits ■ 5 visits

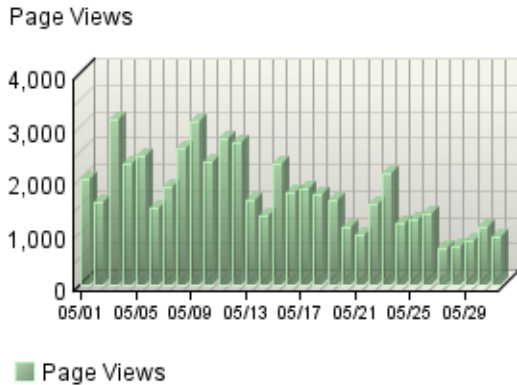
Top Visitors



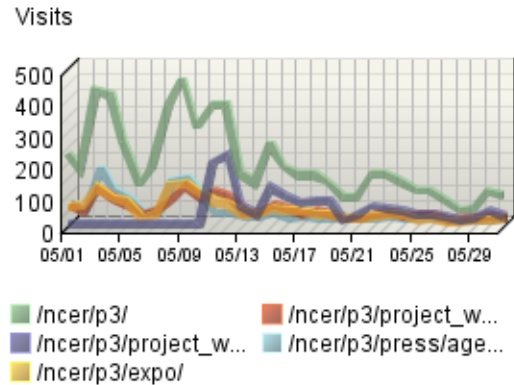
Pages Dashboard

This displays key graphs and tables that provide an overview of the Pages chapter. When viewing through the on-demand interface, you can click on the title of a graph or table to navigate to the corresponding page.

Page Views Trend



Pages Trend



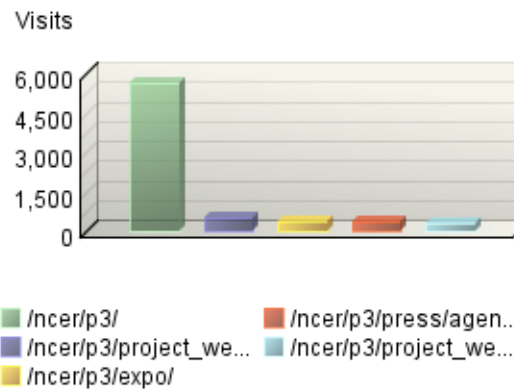
Content Groups

No data is available for this graph.

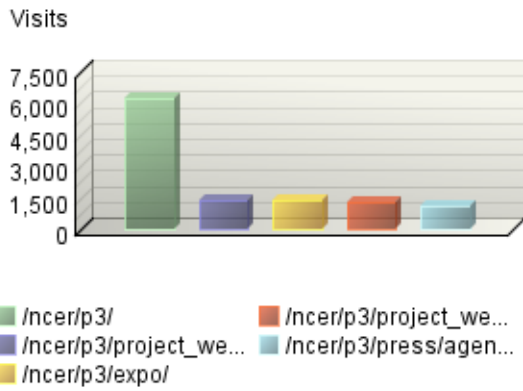
Page View Summary

Page Views	54,003
Average per Day	1,742
Average Page Views per Visit	3.61

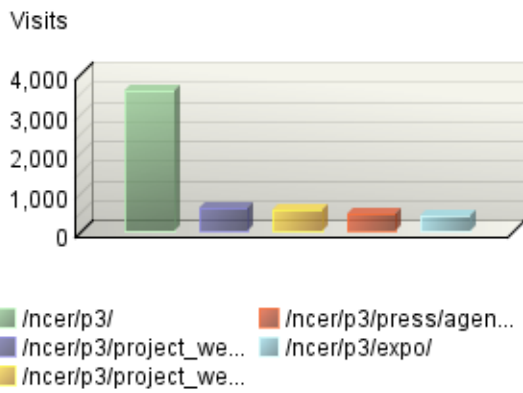
Entry Pages



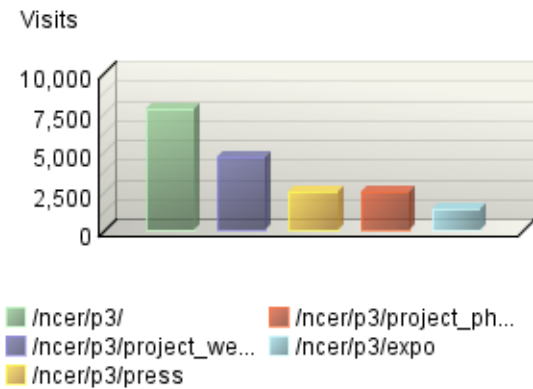
Pages



Exit Pages



Directories

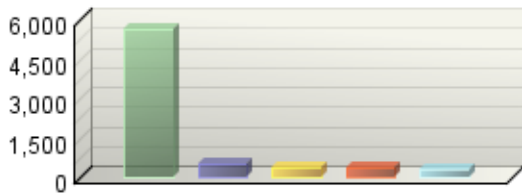


Navigation Dashboard

This dashboard summarizes important information related to online navigation.

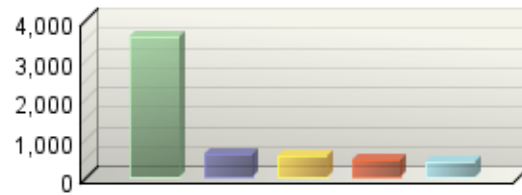
Entry Pages

Visits



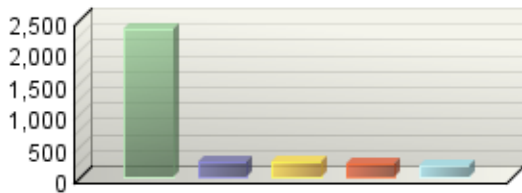
Exit Pages

Visits



Single-Page Visits

Visits

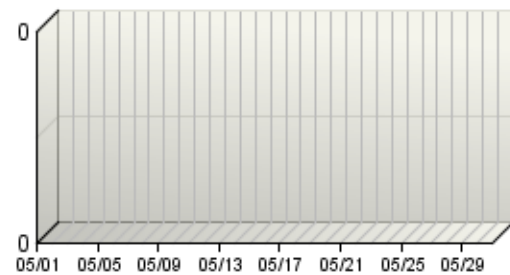


Technical Dashboard

This dashboard summarizes important information related to online technical activity.

Average Time to Serve Pages

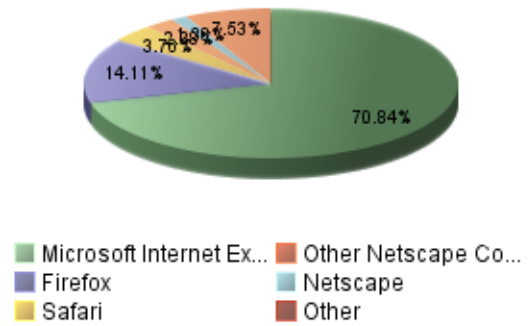
Average Time to Serve



■ Average Time to Serve

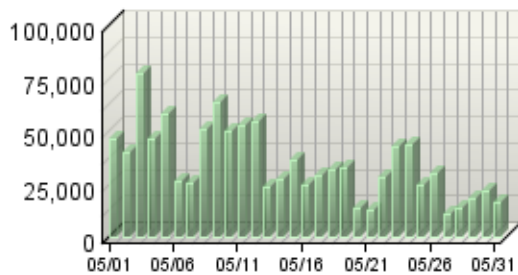
Browsers by Version

Visits



Bandwidth: Kbytes Transferred Trend

Kbytes Transferred

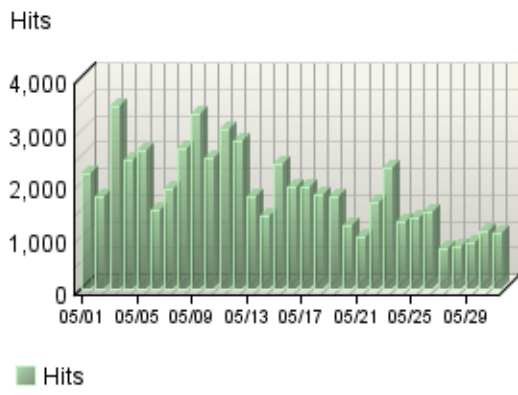


■ Kbytes Transferred

Technical Summary

Total Hits	60,692
Successful Hits	57,773
Successful Hits (as Percent)	95.19%
Failed Hits	2,919
Failed Hits (as Percent)	4.81%
Cached Hits	15,793
Cached Hits (as Percent)	26.02%

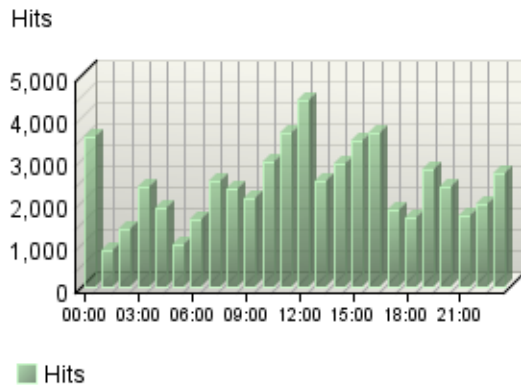
Hits Trend



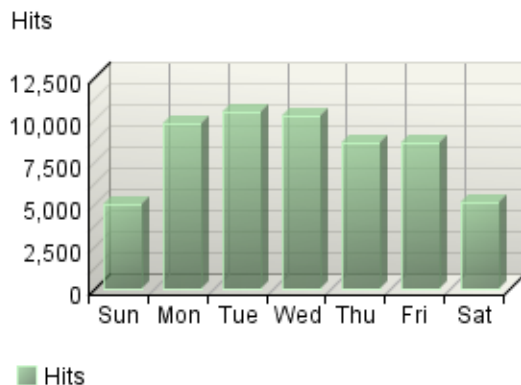
Activity Dashboard

This displays key graphs and tables that provide an overview of the Activity chapter. When viewing through the on-demand interface, you can click on the title of a graph or table to navigate to the corresponding page.

Hits by Hour of the Day



Hits by Day of the Week



Most Active Summary

Most Active Date	5/3/06
Number of Hits on Most Active Date	3,459
Most Active Day of the Week	Tuesday
Most Active Hour of the Day	12:00-12:59

Least Active Summary

Least Active Date	5/27/06
Number of Hits on Least Active Date	758
Least Active Day of the Week	Sunday
Least Active Hour of the Day	01:00-01:59

Activity on Weekdays Summary

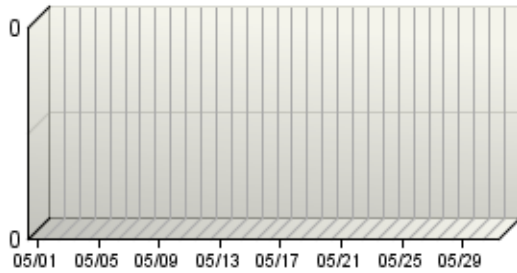
Total Hits Weekdays	47,578
Total Visits Weekdays	12,179
Average Number of Visits per day on Weekdays	529
Average Number of Hits per day on Weekdays	2,068

Activity on Weekends Summary

Total Hits Weekend	10,195
Total Visits Weekend	2,760
Average Number of Visits per Weekend	690
Average Number of Hits per Weekend	2,548

Average Time to Serve Pages

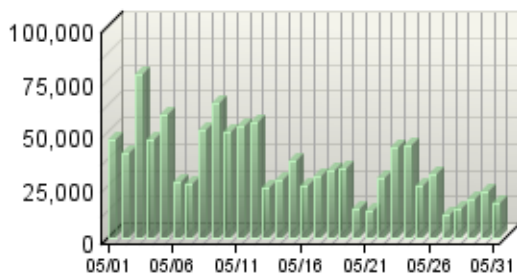
Average Time to Serve



■ Average Time to Serve

Bandwidth: Kbytes Transferred Trend

Kbytes Transferred

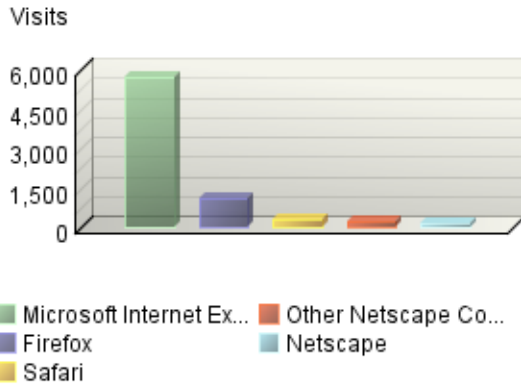


■ Kbytes Transferred

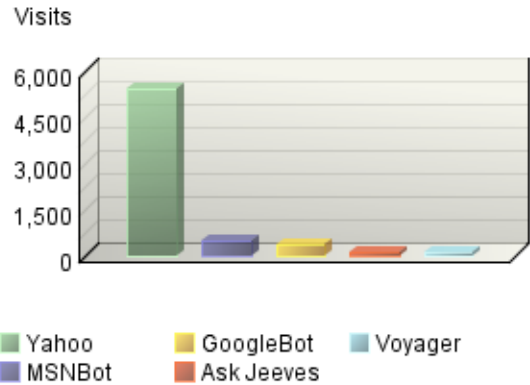
Browsers and Platforms Dashboard

This displays key graphs and tables that provide an overview of the Browsers and Platforms chapter. When viewing through the on-demand interface, you can click on the title of a graph or table to navigate to the corresponding page.

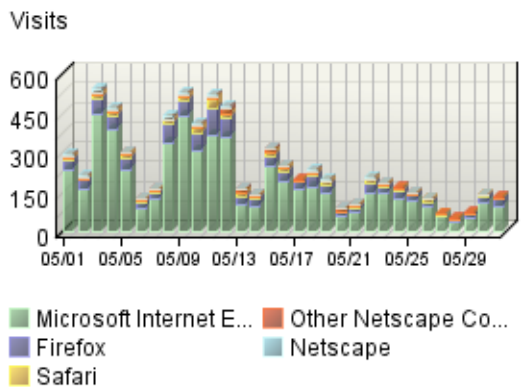
Browsers



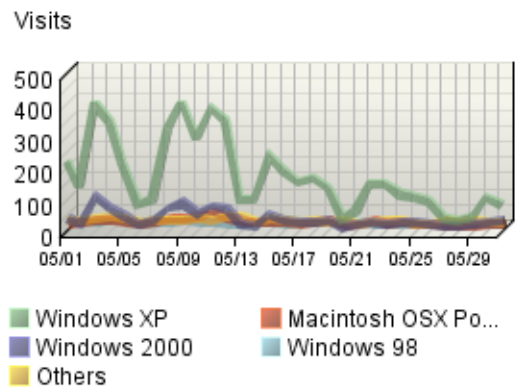
Spiders



Browsers Trend



Platforms Trend



WAP Devices


No data is available for this graph.

Palm Devices

No data is available for this graph.

WAP Browsers

Visits



■ Nokia WAP Browser

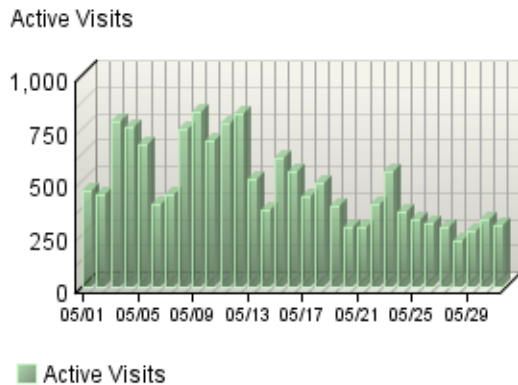
Palm Browsers

No data is available for this graph.

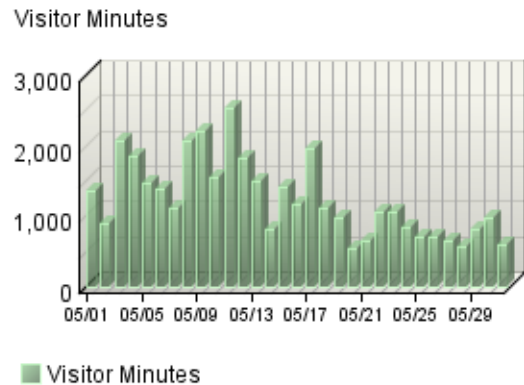
Visitors Dashboard

This displays key graphs and tables that provide an overview of the Visitors chapter. When viewing through the on-demand interface, you can click on the title of a graph or table to navigate to the corresponding page.

Active Visits Trend



Visitor Minutes Trend



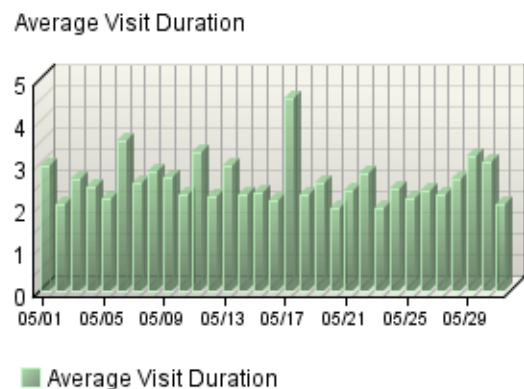
Visitor Summary

Visitors	6,739
Visitors Who Visited Once	5,233
Visitors Who Visited More Than Once	1,506
Average Visits per Visitor	2.22

Visit Summary

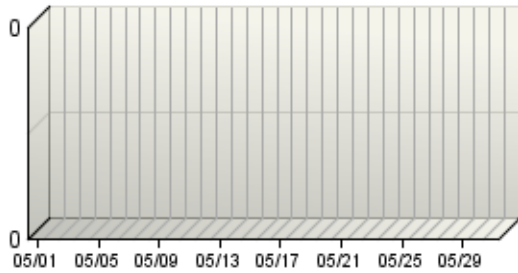
Visits	14,939
Average per Day	481
Average Visit Duration	00:07:22
Median Visit Duration	00:01:14
International Visits	0.00%
Visits of Unknown Origin	100.00%
Visits from Your Country: United States (US)	0.00%

Average Length of Visit Trend



New Visitors Trend

New Visitors



■ New Visitors

Countries

Visits



■ Unknown Country

Organizations

No data is available for this graph.

Authenticated Usernames

No data is available for this graph.

New vs. Return Visits

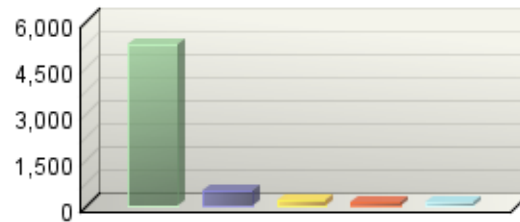
Visits



■ Returning Visitors

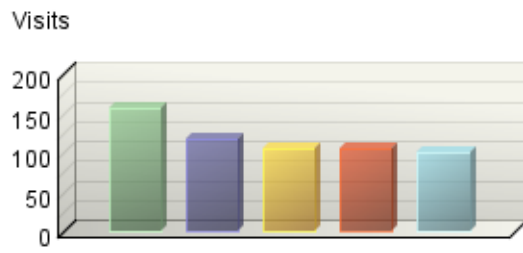
Visitors by Number of Visits

Visitors



■ 1 visit ■ 2 visits ■ 3 visits ■ 4 visits ■ 5 visits

Top Visitors

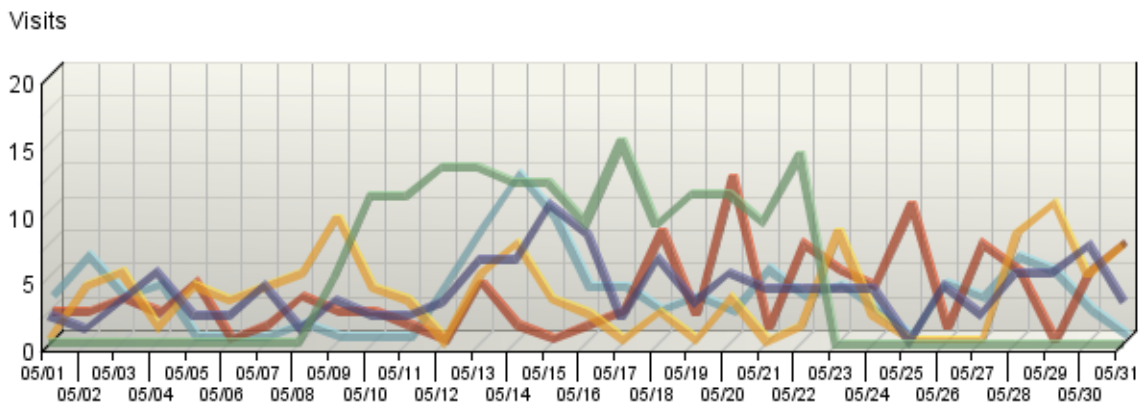


66.249.72.39_Mozill... 209.241.144.34_Mo...
207.46.98.148_msn... 207.46.98.147_msn...
38.113.234.181_voy...

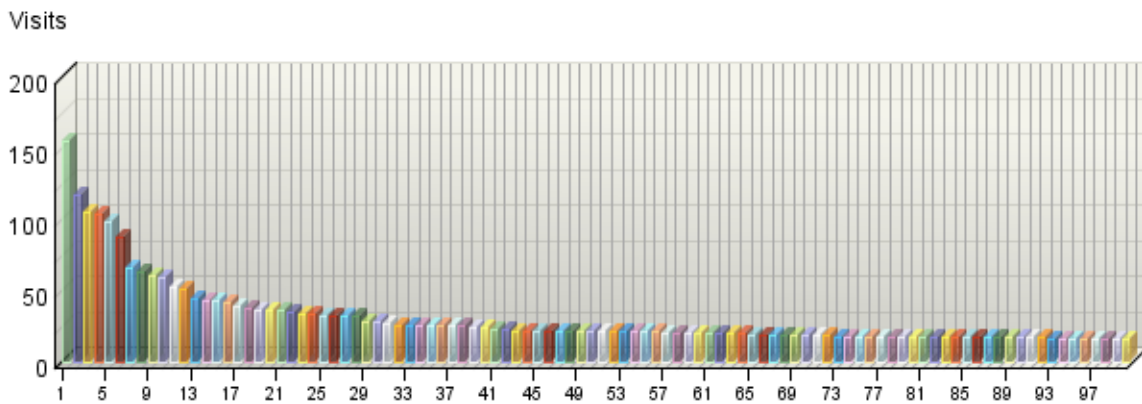
Top Visitors

This report identifies the IP address, domain name, or cookie of each visitor, and identifies the visitor's activity level on the site. If you use cookies to track visits, WebTrends can differentiate between hits from different visitors with the same IP address.

Top Visitors Trend



Top Visitors



Top Visitors

	Visitor	Visits	% Visits	Hits
■ 1.	66.249.72.39_Mozilla/5.0 (compatible; Googlebot/2.1; +http://www.google.com/bot.html)	155	1.04%	8,048

	Visitor	Visits	% Visits	Hits
2.	207.46.98.148_msnbot/1.0 (+http://search.msn.com/msnbot.htm)	118	0.79%	270
3.	38.113.234.181_voyager/1.0	105	0.70%	128
4.	209.241.144.34_Mozilla/4.0 (compatible; MSIE 6.0; Windows NT; MS Search 4.0 Robot)	104	0.70%	243
5.	207.46.98.147_msnbot/1.0 (+http://search.msn.com/msnbot.htm)	99	0.66%	206
6.	65.214.44.157_Mozilla/2.0 (compatible; Ask Jeeves/Teoma; +http://sp.ask.com/docs/about/tech_crawling.html)	88	0.59%	442
7.	72.30.61.11_Mozilla/5.0 (compatible; Yahoo! Slurp; http://help.yahoo.com/help/us/ysearch/slurp)	66	0.44%	130
8.	66.249.72.199_Mozilla/5.0 (compatible; Googlebot/2.1; +http://www.google.com/bot.html)	63	0.42%	3,142
9.	207.46.98.146_msnbot/1.0 (+http://search.msn.com/msnbot.htm)	61	0.41%	105
10.	66.249.65.50_Mozilla/5.0 (compatible; Googlebot/2.1; +http://www.google.com/bot.html)	60	0.40%	1,765
11.	66.151.181.4_FAST Enterprise Crawler 6 used by FAST Search (fastuser@fastsearch.com)	53	0.35%	574
12.	38.144.36.13_Mozilla/4.0 (compatible; MSIE 5.5; Windows 98)	52	0.35%	826
13.	66.196.91.166_Mozilla/5.0 (compatible; Yahoo! Slurp; http://help.yahoo.com/help/us/ysearch/slurp)	44	0.29%	88
14.	207.68.146.56_msnbot/1.0 (+http://search.msn.com/msnbot.htm)	43	0.29%	136
15.	66.196.91.165_Mozilla/5.0 (compatible; Yahoo! Slurp; http://help.yahoo.com/help/us/ysearch/slurp)	43	0.29%	67
16.	69.160.82.203_Mozilla/4.0 (compatible; MSIE 6.0; Windows NT 5.1; SV1; MSIECrawler)	42	0.28%	46
17.	38.113.234.180_voyager/1.0	39	0.26%	40
18.	161.80.46.247_Mozilla/4.0 (compatible; MSIE 6.0; Windows NT 5.1; SV1; .NET CLR 1.1.4322; .NET CLR 2.0.50727; InfoPath.1)	38	0.25%	141
19.	195.101.158.178_Mozilla/4.0 (compatible; MSIE 5.01; Windows NT 5.0)	37	0.25%	74
20.	209.167.50.22_LinkWalker	37	0.25%	37
21.	129.63.140.33_Mozilla/4.0 (compatible; MSIE 6.0; Windows NT 5.1; SV1; .NET CLR 1.1.4322)	36	0.24%	150

	Visitor	Visits	% Visits	Hits
22.	137.9.121.122_Mozilla/4.0 (compatible;)	35	0.23%	35
23.	68.142.249.203_Mozilla/5.0 (compatible; Yahoo! Slurp; http://help.yahoo.com/help/us/ysearch/slurp)	34	0.23%	34
24.	12.32.89.121_Mozilla/4.0 (compatible; MSIE 5.5; Windows NT 5.0)	34	0.23%	88
25.	134.67.99.163_NLESE USEPA	33	0.22%	1,777
26.	134.67.99.162_NLESE USEPA	33	0.22%	70
27.	66.196.91.117_Mozilla/5.0 (compatible; Yahoo! Slurp; http://help.yahoo.com/help/us/ysearch/slurp)	33	0.22%	66
28.	72.30.177.8_Mozilla/5.0 (compatible; Yahoo! Slurp; http://help.yahoo.com/help/us/ysearch/slurp)	32	0.21%	55
29.	141.156.28.130_Mozilla/4.0 (compatible; MSIE 6.0; Windows NT 5.1; SV1; .NET CLR 1.1.4322)	29	0.19%	347
30.	139.78.32.234_Mozilla/4.0 (compatible; MSIE 6.0; Windows NT 5.1; SV1; .NET CLR 1.1.4322; InfoPath.1)	28	0.19%	121
31.	134.67.99.205_lwp-trivial/1.35	27	0.18%	30
32.	66.249.72.36_Mozilla/5.0 (compatible; Googlebot/2.1; +http://www.google.com/bot.html)	26	0.17%	743
33.	68.142.250.118_Mozilla/5.0 (compatible; Yahoo! Slurp; http://help.yahoo.com/help/us/ysearch/slurp)	26	0.17%	29
34.	72.30.132.109_Mozilla/5.0 (compatible; Yahoo! Slurp; http://help.yahoo.com/help/us/ysearch/slurp)	26	0.17%	26
35.	66.249.72.99_Mozilla/5.0 (compatible; Googlebot/2.1; +http://www.google.com/bot.html)	25	0.17%	980
36.	68.142.250.167_Mozilla/5.0 (compatible; Yahoo! Slurp; http://help.yahoo.com/help/us/ysearch/slurp)	25	0.17%	25
37.	65.55.246.128_msnbot/0.9 (+http://search.msn.com/msnbot.htm)	25	0.17%	89
38.	68.142.251.81_Mozilla/5.0 (compatible; Yahoo! Slurp; http://help.yahoo.com/help/us/ysearch/slurp)	25	0.17%	26
39.	65.214.44.128_Mozilla/2.0 (compatible; Ask Jeeves/Teoma; +http://sp.ask.com/docs/about/tech_crawling.html)	24	0.16%	37
40.	72.30.111.151_Mozilla/5.0 (compatible; Yahoo! Slurp; http://help.yahoo.com/help/us/ysearch/slurp)	24	0.16%	47

	Visitor	Visits	% Visits	Hits
41.	72.30.107.86_Mozilla/5.0 (compatible; Yahoo! Slurp; http://help.yahoo.com/help/us/ysearch/slurp)	23	0.15%	23
42.	64.124.85.72_Mozilla/5.0 (compatible; BecomeBot/3.0; MSIE 6.0 compatible; +http://www.become.com/site_owners.html)	23	0.15%	38
43.	72.30.110.11_Mozilla/5.0 (compatible; Yahoo! Slurp; http://help.yahoo.com/help/us/ysearch/slurp)	22	0.15%	32
44.	134.67.9.170_Mozilla/4.0 (compatible; MSIE 6.0; Windows NT 5.1; SV1; .NET CLR 1.1.4322)	22	0.15%	172
45.	134.67.99.199_lwp-trivial/1.35	22	0.15%	28
46.	72.30.111.211_Mozilla/5.0 (compatible; Yahoo! Slurp; http://help.yahoo.com/help/us/ysearch/slurp)	22	0.15%	24
47.	72.30.132.203_Mozilla/5.0 (compatible; Yahoo! Slurp; http://help.yahoo.com/help/us/ysearch/slurp)	22	0.15%	22
48.	68.142.249.82_Mozilla/5.0 (compatible; Yahoo! Slurp; http://help.yahoo.com/help/us/ysearch/slurp)	22	0.15%	35
49.	12.148.60.211_Mozilla/4.0 (compatible; MSIE 5.5; Windows NT 5.0) Fetch API Request	22	0.15%	22
50.	72.30.98.83_Mozilla/5.0 (compatible; Yahoo! Slurp; http://help.yahoo.com/help/us/ysearch/slurp)	21	0.14%	26
51.	68.142.251.174_Mozilla/5.0 (compatible; Yahoo! Slurp; http://help.yahoo.com/help/us/ysearch/slurp)	21	0.14%	26
52.	68.142.251.111_Mozilla/5.0 (compatible; Yahoo! Slurp; http://help.yahoo.com/help/us/ysearch/slurp)	21	0.14%	21
53.	72.30.101.153_Mozilla/5.0 (compatible; Yahoo! Slurp; http://help.yahoo.com/help/us/ysearch/slurp)	21	0.14%	21
54.	207.68.146.68_msnbot/1.0 (+http://search.msn.com/msnbot.htm)	21	0.14%	49
55.	72.32.12.7_MyApp/0.1 libwww-perl/5.805	21	0.14%	63
56.	72.30.129.162_Mozilla/5.0 (compatible; Yahoo! Slurp; http://help.yahoo.com/help/us/ysearch/slurp)	21	0.14%	28
57.	12.104.54.19_Jakarta Commons-HttpClient/3.0	20	0.13%	302
58.	72.30.103.33_Mozilla/5.0 (compatible; Yahoo! Slurp; http://help.yahoo.com/help/us/ysearch/slurp)	20	0.13%	20

	Visitor	Visits	% Visits	Hits
59.	68.142.249.168_Mozilla/5.0 (compatible; Yahoo! Slurp; http://help.yahoo.com/help/us/ysearch/slurp)	20	0.13%	40
60.	64.4.8.121_msnbot/1.0 (+http://search.msn.com/msnbot.htm)	20	0.13%	49
61.	68.142.251.192_Mozilla/5.0 (compatible; Yahoo! Slurp; http://help.yahoo.com/help/us/ysearch/slurp)	20	0.13%	32
62.	72.30.133.221_Mozilla/5.0 (compatible; Yahoo! Slurp; http://help.yahoo.com/help/us/ysearch/slurp)	20	0.13%	20
63.	68.142.251.40_Mozilla/5.0 (compatible; Yahoo! Slurp; http://help.yahoo.com/help/us/ysearch/slurp)	20	0.13%	21
64.	72.30.103.15_Mozilla/5.0 (compatible; Yahoo! Slurp; http://help.yahoo.com/help/us/ysearch/slurp)	20	0.13%	38
65.	68.142.249.139_Mozilla/5.0 (compatible; Yahoo! Slurp; http://help.yahoo.com/help/us/ysearch/slurp)	19	0.13%	35
66.	72.30.129.34_Mozilla/5.0 (compatible; Yahoo! Slurp; http://help.yahoo.com/help/us/ysearch/slurp)	19	0.13%	19
67.	68.142.251.109_Mozilla/5.0 (compatible; Yahoo! Slurp; http://help.yahoo.com/help/us/ysearch/slurp)	19	0.13%	24
68.	68.142.250.144_Mozilla/5.0 (compatible; Yahoo! Slurp; http://help.yahoo.com/help/us/ysearch/slurp)	19	0.13%	23
69.	66.159.188.70_Mozilla/4.0 (compatible; MSIE 5.5; Windows NT 5.0) Fetch API Request	19	0.13%	19
70.	68.142.250.116_Mozilla/5.0 (compatible; Yahoo! Slurp; http://help.yahoo.com/help/us/ysearch/slurp)	19	0.13%	21
71.	74.239.18.227_NLESE TeamIIa for GPO	19	0.13%	453
72.	74.239.18.228_NLESE TeamIIa for GPO	19	0.13%	359
73.	68.142.251.45_Mozilla/5.0 (compatible; Yahoo! Slurp; http://help.yahoo.com/help/us/ysearch/slurp)	18	0.12%	28
74.	72.30.110.76_Mozilla/5.0 (compatible; Yahoo! Slurp; http://help.yahoo.com/help/us/ysearch/slurp)	18	0.12%	20
75.	72.30.107.96_Mozilla/5.0 (compatible; Yahoo! Slurp; http://help.yahoo.com/help/us/ysearch/slurp)	18	0.12%	18
76.	68.142.249.78_Mozilla/5.0 (compatible; Yahoo! Slurp; http://help.yahoo.com/help/us/ysearch/slurp)	17	0.11%	33

	Visitor	Visits	% Visits	Hits
77.	72.30.128.155_Mozilla/5.0 (compatible; Yahoo! Slurp; http://help.yahoo.com/help/us/ysearch/slurp)	17	0.11%	17
78.	72.30.133.112_Mozilla/5.0 (compatible; Yahoo! Slurp; http://help.yahoo.com/help/us/ysearch/slurp)	17	0.11%	34
79.	68.142.250.85_Mozilla/5.0 (compatible; Yahoo! Slurp; http://help.yahoo.com/help/us/ysearch/slurp)	17	0.11%	22
80.	68.142.250.134_Mozilla/5.0 (compatible; Yahoo! Slurp; http://help.yahoo.com/help/us/ysearch/slurp)	17	0.11%	17
81.	68.142.251.88_Mozilla/5.0 (compatible; Yahoo! Slurp; http://help.yahoo.com/help/us/ysearch/slurp)	17	0.11%	25
82.	66.151.110.210_ITCSearchBot/1.0 (SearchBot; http://www.it.com; searchbot@it.com)	17	0.11%	285
83.	72.30.110.10_Mozilla/5.0 (compatible; Yahoo! Slurp; http://help.yahoo.com/help/us/ysearch/slurp)	17	0.11%	17
84.	161.80.246.119_Mozilla/5.0 (Windows; U; Windows NT 5.1; en-US; rv:1.7.2) Gecko/20040804 Netscape/7.2 (ax)	17	0.11%	36
85.	192.246.0.76_Mozilla/4.0 (compatible;)	17	0.11%	20
86.	66.249.72.238_Mozilla/5.0 (compatible; Googlebot/2.1; +http://www.google.com/bot.html)	17	0.11%	684
87.	72.30.103.72_Mozilla/5.0 (compatible; Yahoo! Slurp; http://help.yahoo.com/help/us/ysearch/slurp)	17	0.11%	17
88.	72.30.103.14_Mozilla/5.0 (compatible; Yahoo! Slurp; http://help.yahoo.com/help/us/ysearch/slurp)	17	0.11%	17
89.	69.13.228.33_libwww-perl/5.803	17	0.11%	28
90.	68.142.250.36_Mozilla/5.0 (compatible; Yahoo! Slurp; http://help.yahoo.com/help/us/ysearch/slurp)	17	0.11%	22
91.	68.142.250.120_Mozilla/5.0 (compatible; Yahoo! Slurp; http://help.yahoo.com/help/us/ysearch/slurp)	17	0.11%	17
92.	68.142.251.59_Mozilla/5.0 (compatible; Yahoo! Slurp; http://help.yahoo.com/help/us/ysearch/slurp)	17	0.11%	17
93.	72.30.129.35_Mozilla/5.0 (compatible; Yahoo! Slurp; http://help.yahoo.com/help/us/ysearch/slurp)	16	0.11%	16

	Visitor	Visits	% Visits	Hits
94.	68.142.249.86_Mozilla/5.0 (compatible; Yahoo! Slurp; http://help.yahoo.com/help/us/ysearch/slurp)	16	0.11%	20
95.	72.30.132.114_Mozilla/5.0 (compatible; Yahoo! Slurp; http://help.yahoo.com/help/us/ysearch/slurp)	16	0.11%	16
96.	65.203.231.36_Everest-Vulcan Inc./0.1 (R&D project; host=e-1-24; http://everest.vulcan.com/crawlerhelp)	16	0.11%	16
97.	68.142.251.115_Mozilla/5.0 (compatible; Yahoo! Slurp; http://help.yahoo.com/help/us/ysearch/slurp)	16	0.11%	16
98.	72.30.111.6_Mozilla/5.0 (compatible; Yahoo! Slurp; http://help.yahoo.com/help/us/ysearch/slurp)	16	0.11%	16
99.	68.142.249.39_Mozilla/5.0 (compatible; Yahoo! Slurp; http://help.yahoo.com/help/us/ysearch/slurp)	16	0.11%	24
100.	72.30.110.140_Mozilla/5.0 (compatible; Yahoo! Slurp; http://help.yahoo.com/help/us/ysearch/slurp)	16	0.11%	16
Subtotal for rows: 1 - 100		3,057	20.48%	24,902
Other		11,873	79.52%	32,865
Total		14,930	100.00%	57,767

items 1-100 of 200

Top Visitors - Help Card



Column Definitions

Visitor

The IP address, domain name, or cookie of the visitor.

Visits

Number of times the specified visitor visited your site. A visit is a series of actions that begins when a visitor views their first page from the server, and ends when the visitor leaves the site or remains idle beyond the idle-time limit. The default idle-time limit is thirty minutes. This time limit can be changed by the system administrator.

Hits

Number of hits attributed to the specified visitor. Each file requested by a visitor registers as a hit. There can be several hits on each page. While the volume of hits reflects the amount of server traffic, it is not an accurate reflection of the number of pages viewed.



Report Descriptions

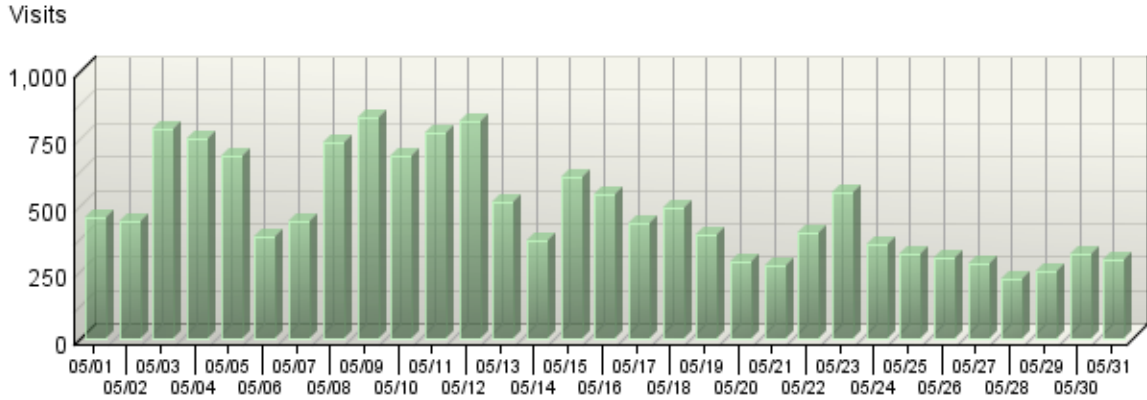
Consider the visitors who use the site most, and tailor your site to their interests and needs. If your site is an intranet, notice which employees use the site most, and find out what they like about it. You might also get feedback from those who use it the least and find out what they are looking for.

Note: If a visitor has a dynamic IP address, or if a group of visitors are behind a proxy server or firewall, this data might be misleading. In the case of a dynamic IP address, multiple IP addresses could be shown for a single visitor, and in the case of a firewall or proxy server, one IP address could be used by more than one visitor.

New vs. Return Visits

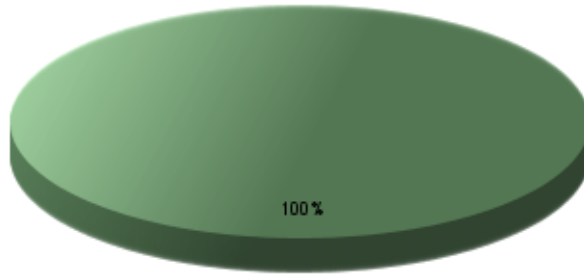
This report compares the number of visits by new and returning visitors to your site.

New vs. Return Visits Trend



New vs. Return Visits

Visits



■ Returning Visitors

New vs. Return Visits

Visitor Type	Visits	% Visits
■ Returning Visitors	14,930	100.00%
Total	14,930	100.00%

items 1-1 of 1

New vs. Return Visits - Help Card



Column Definitions

New Visitors

Visitors whose visit starts without any cookie information but acquires a cookie (or multiple cookies) during the visit. For single-page visits there is no way (without the use of SmartSource Data Collection) to distinguish a new visitor from a visitor that does not accept cookies. As a result these visits are categorized as Visitors Not Accepting Cookies.

Returning Visitors

Visitors who already had a cookie from your site when they visited.

Visitors Not Accepting Cookies

Visitors not accepting cookies from your site. There is no way to determine if these visitors are new or returning. Note that Express Analysis does not report on this information.

Visits

Number of visits by visitors who fit into the specified visitor category. A visit is a series of actions that begins when a visitor views their first page from the server, and ends when the visitor leaves the site or remains idle beyond the idle-time limit. The default idle-time limit is thirty minutes. This time limit can be changed by the system administrator.

%

Percentage of visitors who fit into the specified visitor category.



Report Descriptions

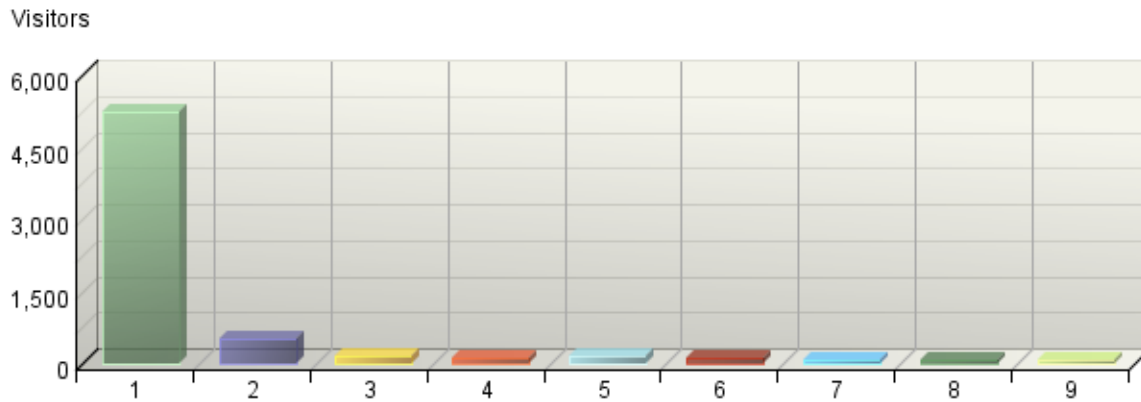
By tracking the ratio between new and return visits over a period of time, you can determine if your site is attracting enough returning visitors.

Note: This report uses only cookies to determine whether a visitor is new or returning. This information cannot therefore be correlated to visitor counts obtained using IP tracking. For example, when a visitor goes to a site that has session-based cookies but no permanent cookies, they will receive a cookie on their second hit and be labeled a new visitor. If they close their browser, wait an hour, and go back to the same site, they will have no cookies on their first hit (since the cookie they got previously was session-based) and will once again be issued a cookie on their second hit. If the site's logs are analyzed using the IP tracking method, the result is 1 unique visitor (determined using IP tracking), but 2 visits and 2 new or first-time visitors (determined using cookies).

Visitors by Number of Visits

This report shows the distribution of visitors based on how many times each visitor visited your site.

Visitors by Number of Visits



Visitors by Number of Visits

Number of Visits	Visitors	% Visitors
1 visit	5,233	77.65%
2 visits	526	7.81%
3 visits	162	2.40%
4 visits	128	1.90%
5 visits	142	2.11%
6 visits	101	1.50%
7 visits	63	0.93%
8 visits	90	1.34%
9 visits	68	1.01%
Other	226	3.35%
Total	6,739	100.00%

items 1-9 of 9

Visitors by Number of Visits - Help Card



Column Definitions

Number of Visits

The number of visits by each visitor during the period of the report.

Visitors

Number of individuals who came to your site the amount of times specified in the Number of Visits column.

%

Percentage of visitors who came to your site the amount of times specified in the Number of Visits column.



Report Descriptions

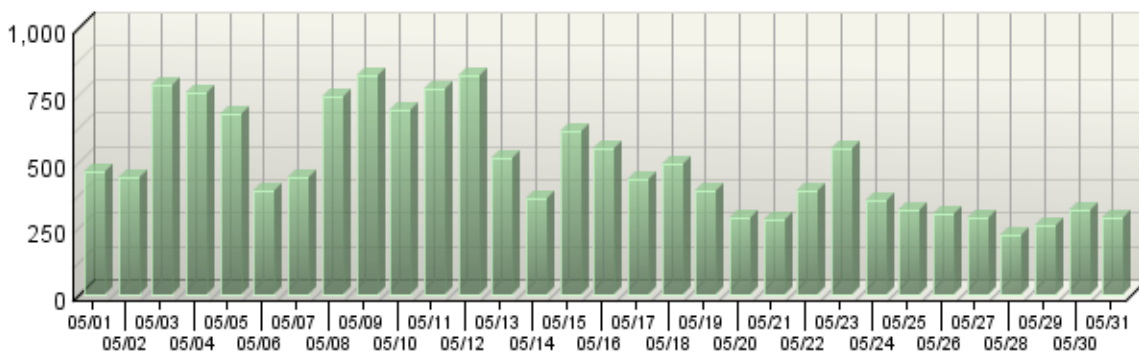
This information can indicate whether or not your site compels visitors to return. Updating web site content is one way to draw return visitors.

Visitors Trend

This report shows how many times visitors visited your web site and how long they stayed. The information is divided into time slices based on the duration of the log file. Some visits may span more than one time interval, and will be counted in each interval where they appear. The sum of visits for all intervals may therefore exceed the total visits shown in the Overview Dashboard page.

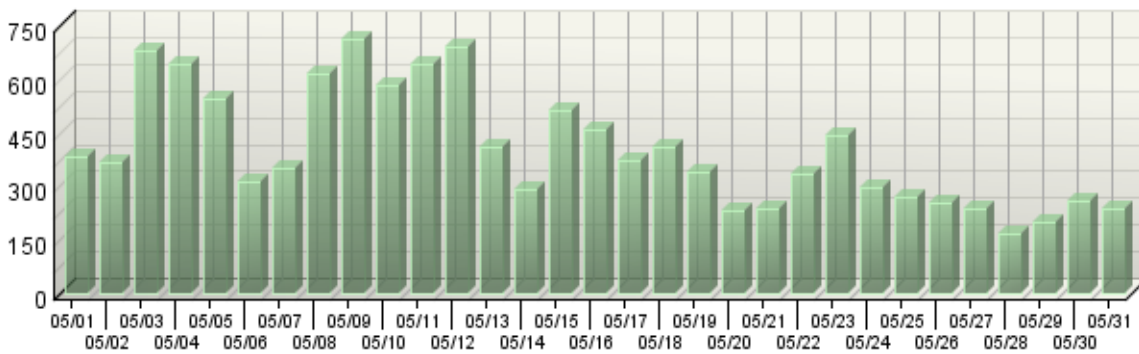
Active Visits Trend

Active Visits



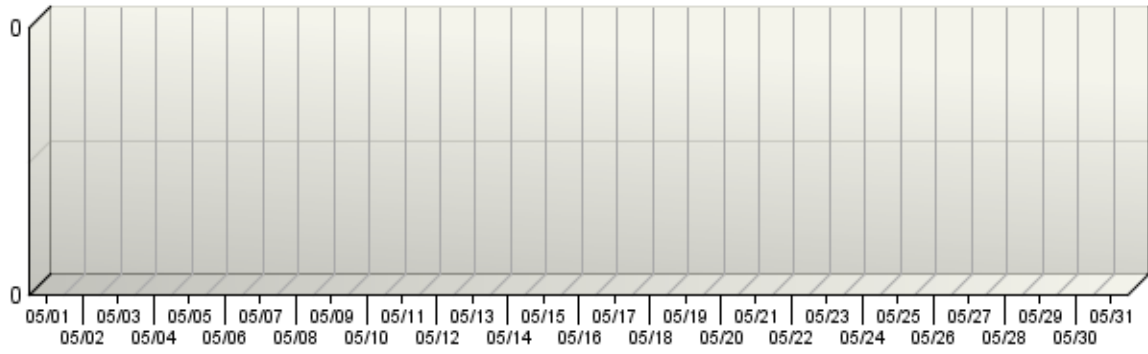
Visitors Trend

Visitors



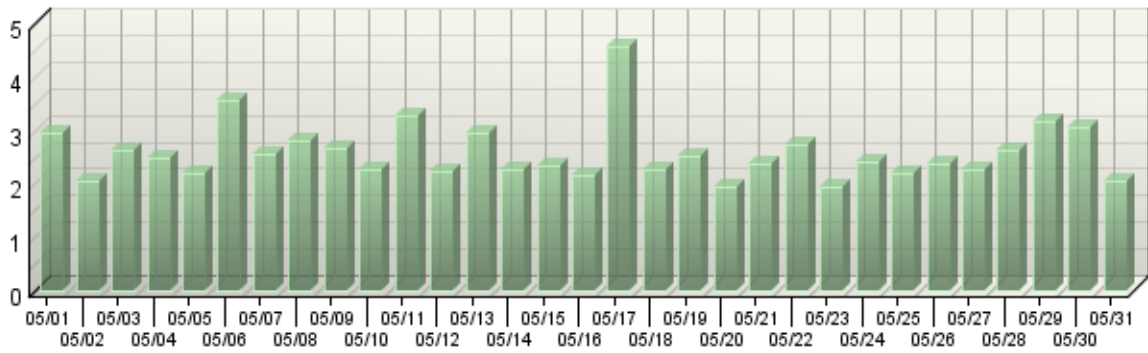
New Visitors Trend

New Visitors

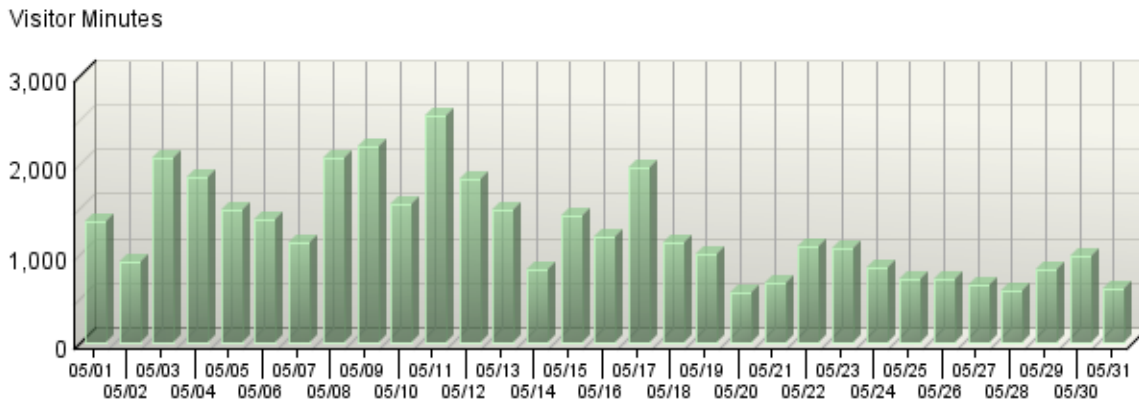


Average Length of Visit Trend

Average Visit Duration



Visitor Minutes Trend



Visitors Trend

Day	Active Visits	Visitors	New Visitors
05/01	459	383	0
05/02	438	367	0
05/03	786	679	0
05/04	756	642	0
05/05	673	544	0
05/06	391	312	0
05/07	437	350	0
05/08	741	614	0
05/09	823	710	0
05/10	689	584	0
05/11	773	641	0
05/12	817	688	0
05/13	508	409	0
05/14	361	292	0
05/15	609	510	0
05/16	545	460	0
05/17	430	374	0
05/18	490	411	0
05/19	386	338	0
05/20	285	232	0
05/21	278	239	0
05/22	390	333	0
05/23	545	445	0
05/24	354	298	0

Day	Active Visits	Visitors	New Visitors
05/25	320	271	0
05/26	299	251	0
05/27	286	238	0
05/28	221	165	0
05/29	260	202	0
05/30	317	260	0
05/31	288	238	0
Average	482	402	0
Total	-	-	0

items 1-31 of 31

Visitors Trend

Day	Average Visit Duration	Visitor Minutes
05/01	00:02:58	1,365.43
05/02	00:02:04	909.07
05/03	00:02:38	2,081.43
05/04	00:02:28	1,864.97
05/05	00:02:12	1,481.1
05/06	00:03:33	1,389.5
05/07	00:02:34	1,121.97
05/08	00:02:48	2,079.92
05/09	00:02:40	2,204.32
05/10	00:02:16	1,563.35
05/11	00:03:17	2,538.15
05/12	00:02:14	1,826.38
05/13	00:02:56	1,497.28
05/14	00:02:16	822.22
05/15	00:02:20	1,424.23
05/16	00:02:09	1,178.77
05/17	00:04:34	1,967.33
05/18	00:02:16	1,115.97
05/19	00:02:32	982.75
05/20	00:01:56	553.33
05/21	00:02:22	662.35
05/22	00:02:45	1,074.63
05/23	00:01:57	1,064
05/24	00:02:24	850.13
05/25	00:02:12	709.27
05/26	00:02:22	710.9

Day	Average Visit Duration	Visitor Minutes
05/27	00:02:16	652.1
05/28	00:02:38	582.3
05/29	00:03:10	826.88
05/30	00:03:03	970.1
05/31	00:02:04	599.43
Average	-	1,247.41
Total	-	38,669.57

items 1-31 of 31

Visitors Trend - Help Card



Column Definitions

Time Interval (hour, day, etc.)

A one-year report displays monthly time increments. A one-quarter report displays weekly time increments. A one-month report or a one-week report displays daily time increments. A daily report displays hourly time increments. An hour-long interval marked 12:00, for example, includes all activity between 12:00 and 12:59.

Active Visits

Number of active visits to your web site. If a visit spans multiple time intervals, it is counted in each interval. Every visit from a visitor is counted, even if the same visitor came to your web site multiple times. Also included are zero-length visits. A zero-length visit occurs when all hits for that visit are logged with the exact same time stamp.

Visitors

Number of individuals who visited your site during the report interval. For a daily report, if someone visits more than once, that person is counted only the first time he or she visits. Values of "-" indicate that the detailed data required is not available. This situation occurs when the Top Visitors report has reached its configured limit or when reports for the corresponding period are turned off. For non-daily reports, the visitor measure total is "-" since the same visitor can be counted in multiple intervals.

New Visitors

Number of visitors who had never visited your web site before.

Average Visit Duration

The average amount of time visitors spent at your site within the given time interval. The data is formatted as hh:mm:ss (hours:minutes:seconds). The average visit duration is calculated by dividing the value from the Visitor Minutes column by the value from the Active Visits column.

Visitor Minutes

Number of minutes your web site was viewed, regardless of who was viewing it.



Report Descriptions

Use this page to determine which times your web site is busiest.

Daily averages cut off visits that continue into the next day, whereas weekly averages do not. Therefore, weekly averages may appear a bit longer than daily averages.

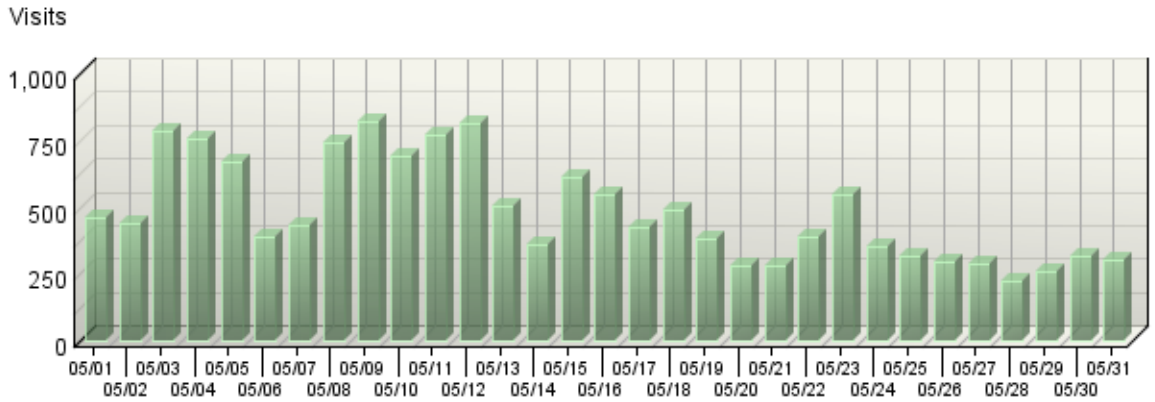
Total - The total for the column. Visits may span more than one time interval and are counted for each hour in this report. We therefore do not provide a total, which would be misleading.

Average - This row gives the average for each column.

Visits Trend

This report shows how the number of visits to your site changes over the course of the report period.

Visits Trend



Visits Trend

Day	Visits	% Visits
05/01	458	3.07%
05/02	438	2.93%
05/03	786	5.26%
05/04	755	5.05%
05/05	672	4.50%
05/06	390	2.61%
05/07	435	2.91%
05/08	739	4.95%
05/09	822	5.50%
05/10	688	4.61%
05/11	772	5.17%
05/12	814	5.45%
05/13	507	3.39%
05/14	360	2.41%
05/15	608	4.07%
05/16	544	3.64%
05/17	428	2.86%
05/18	488	3.27%
05/19	384	2.57%

Day	Visits	% Visits
05/20	284	1.90%
05/21	277	1.85%
05/22	390	2.61%
05/23	545	3.65%
05/24	354	2.37%
05/25	318	2.13%
05/26	298	1.99%
05/27	286	1.91%
05/28	221	1.48%
05/29	260	1.74%
05/30	317	2.12%
05/31	301	2.01%
Total	14,939	100.00%

items 1-31 of 31

Visits Trend - Help Card



Column Definitions

Time Interval (hour, day, etc.)

A one-year report displays monthly time increments. A one-quarter report displays weekly time increments. A one-month report or a one-week report displays daily time increments. A daily report displays hourly time increments. An hour-long interval marked 12:00, for example, includes all activity between 12:00 and 12:59.

Visits

Number of visits to your site during the specified time interval. A visit is a series of actions that begins when a visitor views their first page from the server, and ends when the visitor leaves the site or remains idle beyond the idle-time limit. The default idle-time limit is thirty minutes. This time limit can be changed by the system administrator.

%

Percentage of visits to your site during the specified time interval compared with all visits to your site during the report period.



Report Descriptions

Periods of less activity can be considered good times for maintenance and content improvement.

Organizations

If you have enabled the WebTrends GeoTrends Database for this profile, this page will list the most active companies and other organizations visiting your web site.

Organizations

No data is available for this graph.

Organizations

No data is available for this table.

Organizations - Help Card



Column Definitions

Organization

The name of the organization, which could be a company, a government agency, a school, or any other type of organization. This name was determined by either of the following methods:

- The visitor's IP address matched an Intranet Domain configuration within the Admin Console.
- Looking up the visitor's IP address in the WebTrends GeoTrends Database.

Unknown

The organization could not be determined.

Domain Name

The text name (for example, webtrends.com) corresponding to the visitor's IP address. The domain name can be determined from any of the following methods:

- The domain was logged by the web server.
- The IP address matched an Intranet Domain configuration within the Admin Console.
- DNS resolution.

IP addresses that do not resolve to a domain by these methods are categorized as follows:

- Reserved IP Address - The IP address falls within a block of reserved addresses. For example, 192.168.x.x and 10.x.x.x addresses are reserved for private networks.
- Unresolved IP Address - Category for IP addresses that did not resolve to a domain (perhaps because DNS resolution was disabled).

The domain name shown is the second-level domain name, such as webtrends.com. For example, all visitors from sales.webtrends.com, us.sales.webtrends.com, and service.webtrends.com are combined in the statistics for webtrends.com. If the top-level domain name is a country code, then the third-level domain name is shown also (for example, anycompany.com.au).

Visits

Number of visits to your site from this organization. A visit is a series of actions that begins when a visitor views their first page from the server, and ends when the visitor leaves the site or remains idle beyond the idle-time limit. The default idle-time limit is thirty minutes. This time limit can be changed by the system administrator.

Hits

Number of hits to your site from this organization. Each file requested by a visitor registers as a hit. There can be several hits on each page. While the volume of hits reflects the amount of server traffic, it is not an accurate reflection of the number of pages viewed.



Report Descriptions

Use this information when you are interested in an organization as a whole, such as Webtrends Inc. You can identify the major domain names from each company, such as webtrends.com from WebTrends Inc.

Authenticated Usernames

This report identifies the true name and activity level of the visitors logging onto a server that requires a user name and password.

Authenticated Usernames Trend

No data is available for this graph.

Authenticated Usernames

No data is available for this graph.

Authenticated Usernames

No data is available for this table.

Authenticated Usernames - Help Card



Column Definitions

Authenticated Username

A visitor tracked by user name and password rather than by IP address. You may find more authenticated user names than total visitors because several persons may be using the same IP address. Since many ISPs dynamically assign IP addresses, and since multiple visitors may use a single IP address, authentication is a much more accurate way to identify visitors.

Visits

Number of times the specified visitor visited your site. A visit is a series of actions that begins when a visitor views their first page from the server, and ends when the visitor leaves the site or remains idle beyond the idle-time limit. The default idle-time limit is thirty minutes. This time limit can be changed by the system administrator.

Hits

Number of hits generated by the specified visitor. Each file requested by a visitor registers as a hit. There can be several hits on each page. While the volume of hits reflects the amount of server traffic, it is not an accurate reflection of the number of pages viewed.

%

Percentage of visits or hits to your site by the specified visitor out of those by all authenticated user names.



Report Descriptions

You may use this information for your marketing efforts, such as special promotions or newsletters.

Domain Names

This report lists the domain name that generates the most activity to your web site.

Domain Names



Domain Names

Domain Name	Visits	% Visits	Hits
■ 1. Unresolved IP Address	14,939	100.00%	57,773
Total	14,939	100.00%	57,773

items 1-1 of 1

Domain Names - Help Card



Column Definitions

Domain Name

The text name (for example, webtrends.com) corresponding to the visitor's IP address. The domain name can be determined from any of the following methods:

- The domain was logged by the web server.
- The IP address matched an Intranet Domain configuration within the Admin Console.
- DNS resolution.

IP addresses that do not resolve to a domain by these methods are categorized as follows:

- Reserved IP Address - The IP address falls within a block of reserved addresses. For example, 192.168.x.x and 10.x.x.x addresses are reserved for private networks.
- Unresolved IP Address - Category for IP addresses that did not resolve to a domain (perhaps because DNS resolution was disabled).

The domain name shown is the second-level domain name, such as webtrends.com. For example, all visitors from sales.webtrends.com, us.sales.webtrends.com, and service.webtrends.com are combined in the statistics for webtrends.com. If the top-level domain name is a country code, then the third-level domain name is shown also (for example, anycompany.com.au).

Visits

Number of visits to your site from this domain name. A visit is a series of actions that begins when a visitor views their first page from the server, and ends when the visitor leaves the site or remains idle beyond the idle-time limit. The default idle-time limit is thirty minutes. This time limit can be changed by the system administrator.

Hits

Number of hits to your site from this domain name. Each file requested by a visitor registers as a hit. There can be several hits on each page. While the volume of hits reflects the amount of server traffic, it is not an accurate reflection of the number of pages viewed.



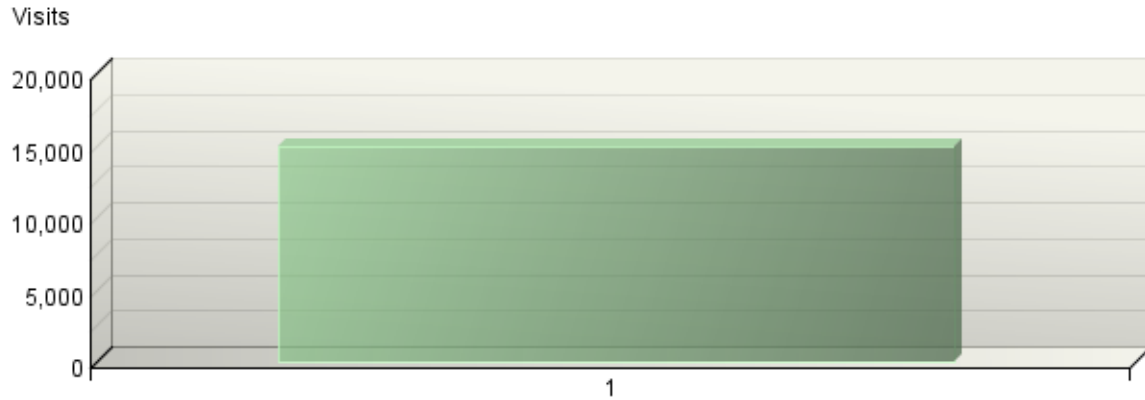
Report Descriptions

Use this information when you are interested in high-level domain names of visitors generating the most activity to your web site.

Top-Level Domain Types

This report provides a breakdown of top-level domain types.

Top-Level Domain Types



Top-Level Domain Types

Top-Level Domain Types	Visits	% Visits	Hits
■ Unresolved IP Address	14,939	100.00%	57,773
Total	14,939	100.00%	57,773

items 1-1 of 1

Top-Level Domain Types - Help Card



Column Definitions

Reserved IP Address

The IP address falls within a block of reserved addresses. For example, 192.168.x.x and 10.x.x.x addresses are reserved for private networks.

Unresolved IP Address

Category for IP addresses that did not resolve to a domain (perhaps because DNS resolution was disabled).

Unknown

The domain suffix did not match any of the top-level domain categories.

Top-Level Domain

The suffix of a domain name. A top-level domain can be based on the type of organization (.com, .edu, .museum, .name, etc) or it can be a country code (.uk, .de, .jp, .us, etc.). The top-level domain can be used to identify the type of web site. The following is a partial list of how this report categorizes top-level domains:

- ARPANET: .arpa
- Commercial: .com .co .com.[country code] .co.[country code] .firm.co .firm.ve .ltd.uk .info .biz
- Education: .edu .edu.[country-code] .ed.[country code] .ac.[country code] .school.[country code] .k12.[country code] .re.kr .sch.uk .edunet.tn
- International: .int .int.co .int.ve .intl.tn
- Government: .gov .gov.[country code] .gove.[country code] .go.[country code]
- Military: .mil .mil.[country code]
- Network: .net .ad.jp .ne.kr .net.[country code]
- Organization: .org .or .org.[country code] .or.[country code]
- Personal: .name

Visits

Number of visits to your site from the specified top-level domain. A visit is a series of actions that begins when a visitor views their first page from the server, and ends when the visitor leaves the site or remains idle beyond the idle-time limit. The default idle-time limit is thirty minutes. This time limit can be changed by the system administrator.

Hits

Number of hits to your site from the specified top-level domain. Each file requested by a visitor registers as a hit. There can be several hits on each page. While the volume of hits reflects the amount of server traffic, it is not an accurate reflection of the number of pages viewed.



Report Descriptions

Consider which types of organizations are interested in your site, and consider how you can interest other types of organizations.

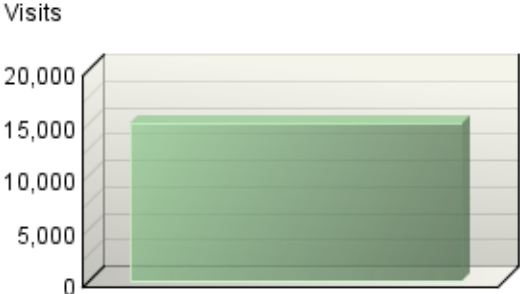
Note: This information can be displayed only if reverse DNS lookups have been performed. Even when DNS lookups are performed, some IP addresses cannot be resolved to a domain name.

Total - This represents the total visits or hits where there was sufficient information to identify the top-level domain. This number may be less than the total activity overall.

Geography Dashboard

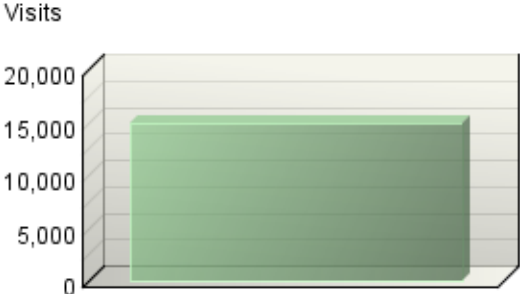
This page contains key graphs and tables that provide an overview of this chapter. When viewing through the on-demand interface, you can click on the title of a graph or table to navigate to the corresponding page.

Regions



■ Unspecified Region

Countries



■ Unknown Country

North American States and Provinces

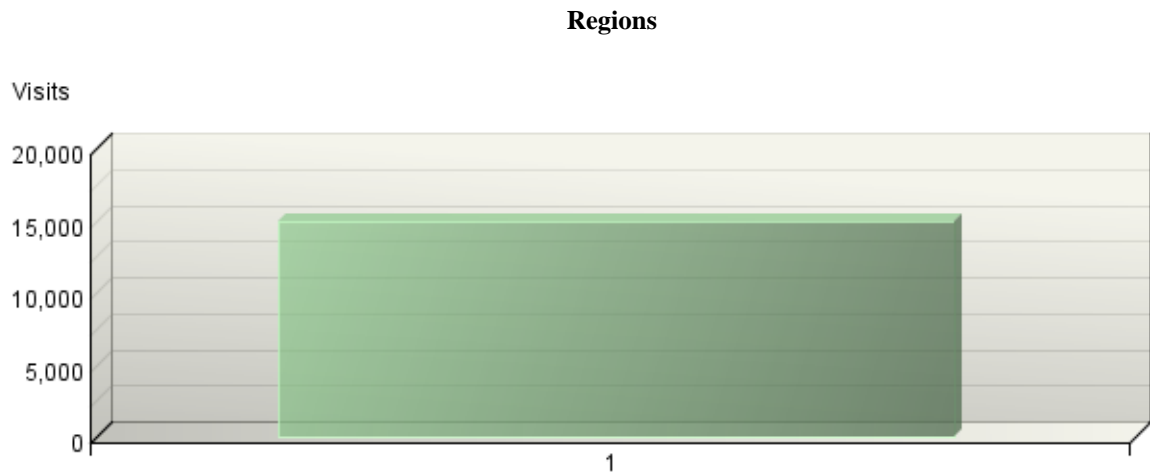
No data is available for this graph.

Cities

No data is available for this graph.

Regions

This report identifies the top geographic regions of the visitors to your site.



Regions

Regions	Visits	% Visits
■ 1. Unspecified Region	14,939	100.00%
Total	14,939	100.00%

items 1-1 of 1

Regions - Help Card



Column Definitions

Regions

The geographic part of the world where visitors to your web site are located. "Unspecified Region" represents visitors whose geographic region could not be determined. "Unknown Region" represents visitors whose country has been determined but not identified with a specific region. If the WebTrends GeoTrends Database is turned on for this profile, the region is determined by looking up the visitor's IP address in this database. If GeoTrends is not enabled, the region will be determined from the domain name.

Visits

Number of visits from this geographic region. A visit is a series of actions that begins when a visitor views their first page from the server, and ends when the visitor leaves the site or remains idle beyond the idle-time limit. The default idle-time limit is thirty minutes. This time limit can be changed by the system administrator.

%

Percentage of total visits that were from this geographic region.



Report Descriptions

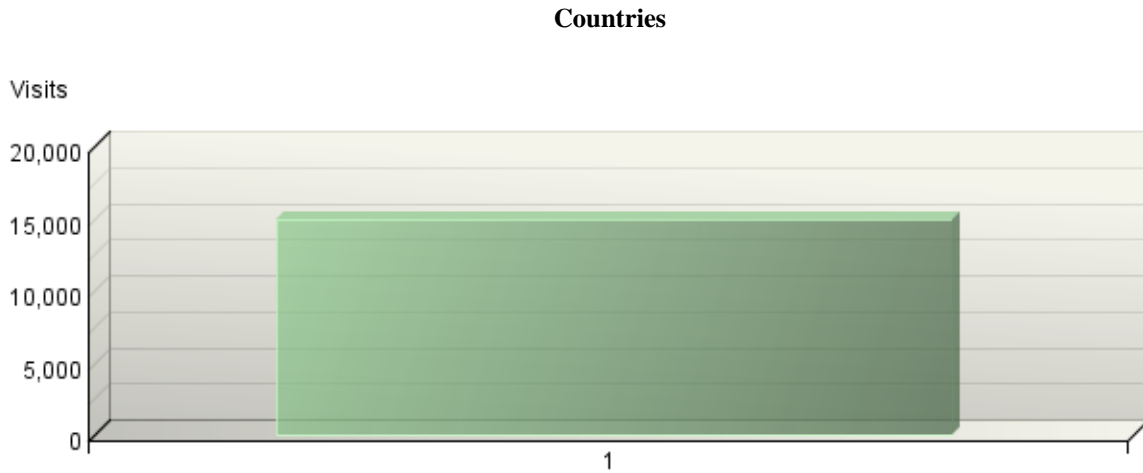
This information can help you meet the needs of your target audience as well as discover new audiences. Consider how you can make the content comprehensive and relevant to an international audience.

Values for "Unspecified Region" represent visitors whose geographic region cannot be determined. Values for "Unknown Region" represent visitors whose country can be determined but whose country is not associated with a specific region. Values for "Unknown States" or "Unknown Cities" represent hits for which the IP address does not match an entry in GeoTrends database. This is the case for countries that do not have states or simply entries for which this information was not provided in the GeoTrends database.

Note: Use this information carefully because it is based on Internet registration, and may not always be an accurate identifier of the visitor's actual location.

Countries

This report identifies the top countries of the visitors to your site.



Countries

Countries	Visits	% Visits
■ 1. Unknown Country	14,939	100.00%
Total	14,939	100.00%

items 1-1 of 1

Countries - Help Card



Column Definitions

Countries

If the WebTrends GeoTrends Database is turned on for this profile, the country is determined by looking up the visitor's IP address in this database. If GeoTrends is not enabled, the country will be determined from the domain name.

Visits

Number of visits from the specified country. A visit is a series of actions that begins when a visitor views their first page from the server, and ends when the visitor leaves the site or remains idle beyond the idle-time limit. The default idle-time limit is thirty minutes. This time limit can be changed by the system administrator.

%

Percentage of total visits from the specified country.

Unknown Country

The country associated with the visitor's domain name could not be determined.



Report Descriptions

This information can help you meet the needs of your target audience as well as discover new audiences. Consider how you can make the content comprehensive and relevant to an international audience.

Note: Use this information carefully because it is based on Internet registration, and may not always be an accurate identifier of the visitor's actual location.

North American States and Provinces

If you have enabled the WebTrends GeoTrends Database for this profile, this page will list the states and provinces of North America with your most active visitors.

North American States and Provinces

No data is available for this graph.

North American States and Provinces

No data is available for this table.

North American States and Provinces - Help Card



Column Definitions

States and Provinces

If the WebTrends GeoTrends Database is turned on for this profile, the location is determined by looking up the visitor's IP address in this database.

Visits

Number of visits from this state or province. A visit is a series of actions that begins when a visitor views their first page from the server, and ends when the visitor leaves the site or remains idle beyond the idle-time limit. The default idle-time limit is thirty minutes. This time limit can be changed by the system administrator.

%

Percentage of total visits from this state or province.



Report Descriptions

This information can help you meet the needs of your target audience as well as discover new audiences. Consider how you can make the content comprehensive and relevant to an international audience.

Note: Use this information carefully, because it is based on Internet registration and may not always be an accurate identifier of the visitor's actual location.

Cities

If you have enabled the WebTrends GeoTrends Database for this profile, this page will list the cities with your most active visitors.

Cities

No data is available for this graph.

Cities

No data is available for this table.

Cities - Help Card



Column Definitions

City

If the WebTrends GeoTrends Database is turned on for this profile, the location is determined by looking up the visitor's IP address in this database.

Visits

Number of visits from this city. A visit is a series of actions that begins when a visitor views their first page from the server, and ends when the visitor leaves the site or remains idle beyond the idle-time limit. The default idle-time limit is thirty minutes. This time limit can be changed by the system administrator.

%

Percentage of total visits from this city.



Report Descriptions

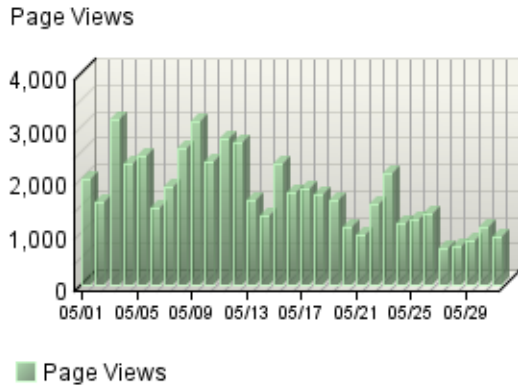
This information can help you meet the needs of your target audience as well as discover new audiences. Consider how you can make the content comprehensive and relevant to an international audience.

Note: Use this information carefully because it is based on Internet registration, and may not always be an accurate identifier of the visitor's actual location.

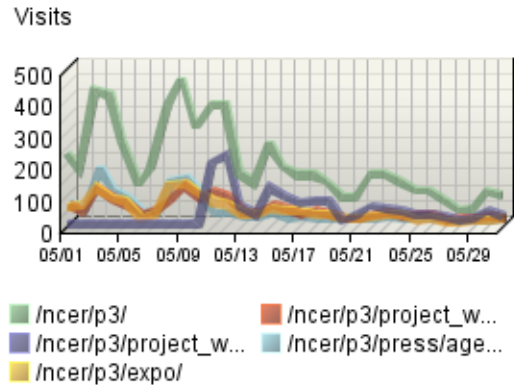
Pages Dashboard

This displays key graphs and tables that provide an overview of the Pages chapter. When viewing through the on-demand interface, you can click on the title of a graph or table to navigate to the corresponding page.

Page Views Trend



Pages Trend



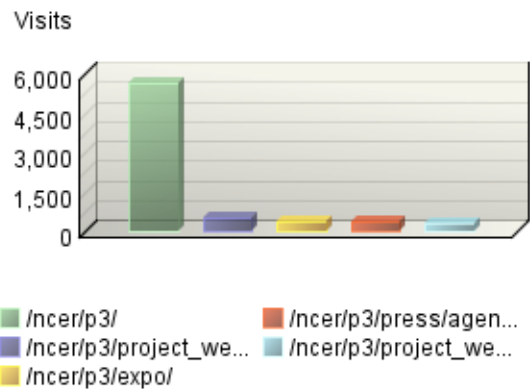
Content Groups

No data is available for this graph.

Page View Summary

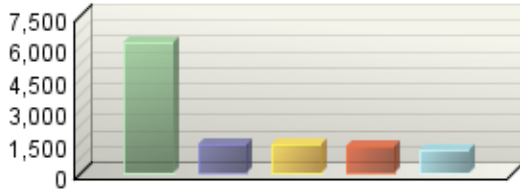
Page Views	54,003
Average per Day	1,742
Average Page Views per Visit	3.61

Entry Pages



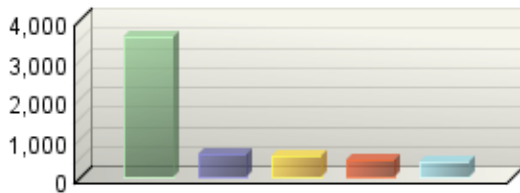
Pages

Visits



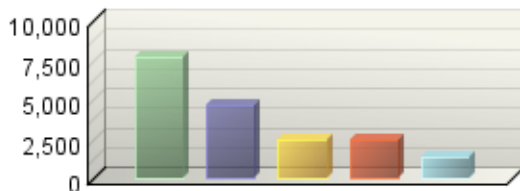
Exit Pages

Visits



Directories

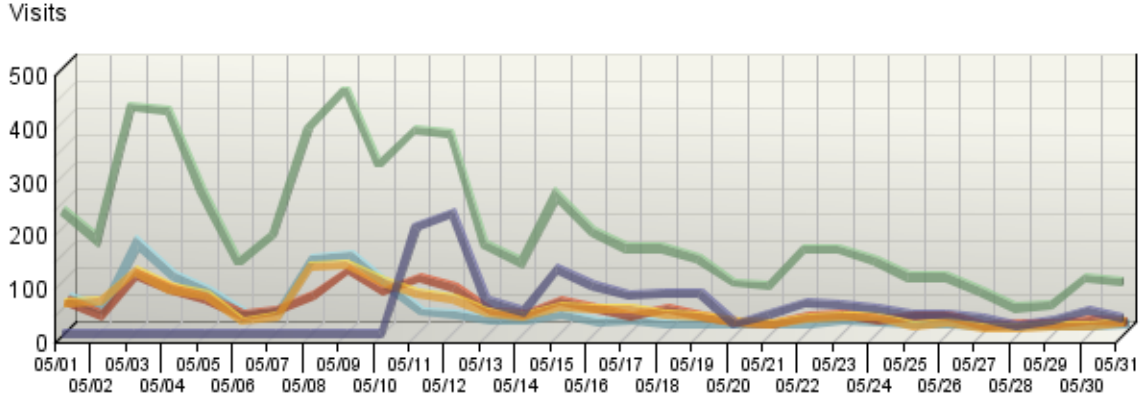
Visits



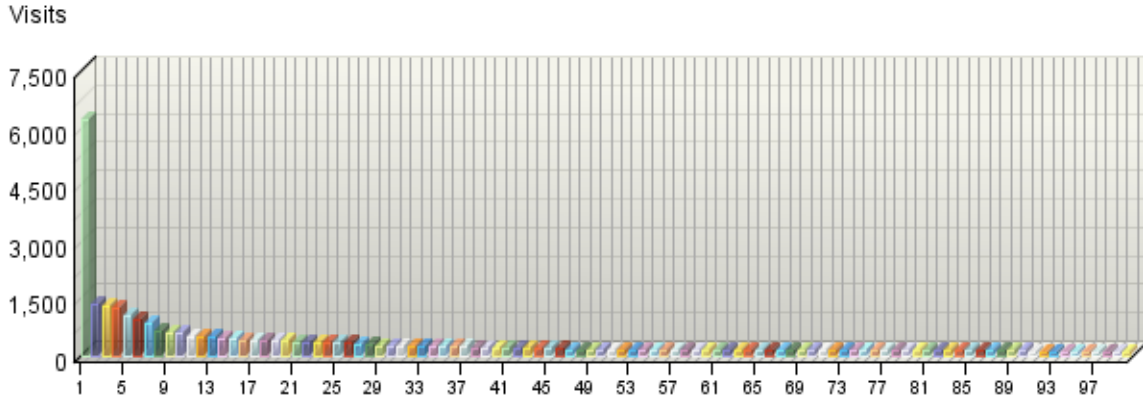
Pages

This identifies the most popular web pages on your site and shows you the number of visits for each, and displays the average length of time the page was viewed.

Pages Trend



Pages



Pages

	Pages	Visits	Views	Average Time Viewed
1.	http://es.epa.gov/ncer/p3/	6,245	8,745	00:01:35
2.	http://es.epa.gov/ncer/p3/project_websites/2006/2006awardwinners.html	1,354	1,491	00:02:05
3.	http://es.epa.gov/ncer/p3/expo/	1,338	1,488	00:00:48

	Pages	Visits	Views	Average Time Viewed
4.	http://es.epa.gov/ncer/p3/project_websites/2005/2005_phase_1_project_websites.html	1,280	1,368	00:01:43
5.	http://es.epa.gov/ncer/p3/press/agenda06.html	1,089	1,147	00:01:28
6.	http://es.epa.gov/ncer/p3/current/	945	1,065	00:00:44
7.	http://es.epa.gov/ncer/p3/fact_sheet.html	838	889	00:00:52
8.	http://es.epa.gov/ncer/p3/info/media.html	656	729	00:00:35
9.	http://es.epa.gov/ncer/p3/success/	587	623	00:00:41
10.	http://es.epa.gov/ncer/p3/info/team.html	583	621	00:00:26
11.	http://es.epa.gov/ncer/p3/partners/	495	570	00:01:27
12.	http://es.epa.gov/ncer/p3/addawards.html	488	514	00:01:03
13.	http://es.epa.gov/ncer/p3/past/	485	540	00:00:35
14.	http://es.epa.gov/ncer/p3/become_exhibitor.html	475	504	00:00:41
15.	http://es.epa.gov/ncer/p3/project_websites/2004_project_websites.html	461	546	00:00:36
16.	http://es.epa.gov/ncer/p3/press/news_article_102705.html	422	442	00:02:12
17.	http://es.epa.gov/ncer/p3/press/floorplan06.html	420	438	00:01:33
18.	http://es.epa.gov/ncer/p3/apply/	416	447	00:00:43
19.	http://es.epa.gov/ncer/p3/press/awardagenda06.html	394	421	00:01:05
20.	http://es.epa.gov/ncer/p3/award_winners.html	387	413	00:01:08
21.	http://es.epa.gov/ncer/p3/press/	377	434	00:00:41
22.	http://es.epa.gov/ncer/p3/project_websites/2004_phase_2_project_websites.html	375	410	00:01:03
23.	http://es.epa.gov/ncer/p3/info/faculty.html	370	395	00:00:29
24.	http://es.epa.gov/ncer/p3/info/cosponsors.html	366	392	00:00:47
25.	http://es.epa.gov/ncer/p3/info/partners.html	357	379	00:00:33
26.	http://es.epa.gov/ncer/p3/info/	336	367	00:00:34
27.	http://es.epa.gov/ncer/p3/project_websites/2005/su832484.html	313	331	00:01:25
28.	http://es.epa.gov/ncer/p3/news.html	312	382	00:01:12
29.	http://es.epa.gov/ncer/p3/designs_sustain_rfp_2005.html	273	288	00:02:35
30.	http://es.epa.gov/ncer/p3/event_2005/2005_event_photos.html	264	280	00:00:39
31.	http://es.epa.gov/ncer/p3/other/	263	305	00:03:53
32.	http://es.epa.gov/ncer/p3/projects_recipients.html	251	275	00:01:54
33.	http://es.epa.gov/ncer/p3/project_websites/2005/su832510.html	242	248	00:00:37

	Pages	Visits	Views	Average Time Viewed
34.	http://es.epa.gov/ncer/p3/project_websites/2005/su832512.html	238	253	00:01:09
35.	http://es.epa.gov/ncer/P3/forms/	236	455	00:01:26
36.	http://es.epa.gov/ncer/p3/info/jdschedule.html	229	242	00:01:04
37.	http://es.epa.gov/ncer/P3/designs_sustain_rfp.html	229	243	00:02:38
38.	http://es.epa.gov/ncer/p3/press/archive/news_release_051705.html	227	239	00:00:58
39.	http://es.epa.gov/ncer/p3/project_websites/2005/su832489.html	226	235	00:01:13
40.	http://es.epa.gov/ncer/p3/project_websites/2005/su832494.html	225	238	00:01:08
41.	http://es.epa.gov/ncer/p3/info/judges06.html	208	221	00:01:12
42.	http://es.epa.gov/ncer/p3/judgingcriteria.html	203	214	00:00:40
43.	http://es.epa.gov/ncer/p3/p3_mall_award_comp.html	188	210	00:01:45
44.	http://es.epa.gov/ncer/p3/press/press_coverage.html	182	196	00:00:39
45.	http://es.epa.gov/ncer/p3/project_websites/2004/su831870.html	180	191	00:00:25
46.	http://es.epa.gov/ncer/p3/project_websites/2004/su831889.html	178	187	00:00:29
47.	http://es.epa.gov/ncer/p3/projects/	176	225	00:01:08
48.	http://es.epa.gov/ncer/p3/project_websites/2005/su832474.html	173	183	00:01:16
49.	http://es.epa.gov/ncer/p3/project_websites/2004/su831827.html	172	184	00:00:23
50.	http://es.epa.gov/ncer/p3/project_websites/2004/su831883.html	171	178	00:00:22
51.	http://es.epa.gov/ncer/p3/success/oberlin.html	170	181	00:01:04
52.	http://es.epa.gov/ncer/p3/project_websites/2004/su831821.html	169	179	00:00:23
53.	http://es.epa.gov/ncer/p3/project_websites/2004/su831875.html	169	180	00:00:17
54.	http://es.epa.gov/ncer/p3/project_websites/2004/su831856.html	167	177	00:00:28
55.	http://es.epa.gov/ncer/p3/project_websites/2004/su831831.html	166	178	00:00:33
56.	http://es.epa.gov/ncer/p3/project_websites/2004/su831892.html	164	176	00:00:45
57.	http://es.epa.gov/ncer/p3/project_websites/2005/su832488.html	163	171	00:01:26
58.	http://es.epa.gov/ncer/p3/project_websites/2004/su831825.html	161	171	00:00:24

	Pages	Visits	Views	Average Time Viewed
59.	http://es.epa.gov/ncer/p3/project_websites/2004/su831834.html	158	171	00:00:13
60.	http://es.epa.gov/ncer/p3/project_websites/2005/su832492.html	156	164	00:00:31
61.	http://es.epa.gov/ncer/p3/event_2005/event_photos/award_ceremony/awards.html	156	164	00:00:19
62.	http://es.epa.gov/ncer/p3/project_websites/2004/su831853.html	154	158	00:00:23
63.	http://es.epa.gov/ncer/p3/project_websites/2004/su831830.html	154	164	00:00:08
64.	http://es.epa.gov/ncer/p3/project_websites/2004/su831822.html	154	170	00:00:18
65.	http://es.epa.gov/ncer/p3/project_websites/2004/su831811.html	152	167	00:00:14
66.	http://es.epa.gov/ncer/p3/project_websites/2004/su831855.html	152	167	00:00:30
67.	http://es.epa.gov/ncer/p3/project_websites/2005/su832509.html	150	156	00:00:53
68.	http://es.epa.gov/ncer/p3/project_websites/2005/su832486.html	149	157	00:00:28
69.	http://es.epa.gov/ncer/p3/success/berkeley.html	149	156	00:00:54
70.	http://es.epa.gov/ncer/p3/project_websites/2005/su832495.html	149	160	00:00:53
71.	http://es.epa.gov/ncer/p3/project_websites/2004/su831818.html	149	161	00:00:14
72.	http://es.epa.gov/ncer/p3/project_websites/2005/su832503.html	148	159	00:00:50
73.	http://es.epa.gov/ncer/p3/guidance_faq.html	148	161	00:00:38
74.	http://es.epa.gov/ncer/p3/project_websites/2004/su831897.html	147	161	00:00:10
75.	http://es.epa.gov/ncer/p3/project_websites/2004/su831863.html	147	157	00:00:21
76.	http://es.epa.gov/ncer/p3/press/mall_map06.html	146	155	00:00:54
77.	http://es.epa.gov/ncer/p3/project_websites/2005/su832477.html	145	150	00:00:25
78.	http://es.epa.gov/ncer/p3/info/judges.html	141	147	00:00:55
79.	http://es.epa.gov/ncer/p3/success/lehigh.html	141	148	00:00:48
80.	http://es.epa.gov/ncer/p3/project_websites/2004/su831810.html	140	153	00:00:20
81.	http://es.epa.gov/ncer/p3/project_websites/2004/su831896.html	140	152	00:00:48
82.	http://es.epa.gov/ncer/p3/project_websites/2005/su832490.html	139	147	00:00:40

	Pages	Visits	Views	Average Time Viewed
83.	http://es.epa.gov/ncer/p3/event_2005/event_photos/closing_ceremony/closing.html	139	153	00:00:22
84.	http://es.epa.gov/ncer/p3/judging_criteria.html	137	148	00:03:01
85.	http://es.epa.gov/ncer/p3/event_2005/event_photos/opening_ceremony/opening.html	133	142	00:00:40
86.	http://es.epa.gov/ncer/p3/project_websites/2005/su832501.html	132	134	00:00:37
87.	http://es.epa.gov/ncer/p3/success/oberlinfeature.html	130	140	00:00:51
88.	http://es.epa.gov/ncer/p3/event_2005/event_photos/judges/judges.html	128	139	00:00:26
89.	http://es.epa.gov/ncer/p3/press/zimmerman_esay_10_19_2005.html	127	133	00:01:35
90.	http://es.epa.gov/ncer/P3/designs_sustainable_rfp_2004.html	127	134	00:01:31
91.	http://es.epa.gov/ncer/p3/event_2005/event_photos/reception/reception.html	126	140	00:00:38
92.	http://es.epa.gov/ncer/p3/info/highlights.html	123	135	00:00:30
93.	http://es.epa.gov/ncer/p3/project_websites/2005/su832513.html	123	129	00:00:41
94.	http://es.epa.gov/ncer/p3/project_websites/2005/su832514.html	123	136	00:00:40
95.	http://es.epa.gov/ncer/p3/project_photos/su831888/	123	154	00:00:44
96.	http://es.epa.gov/ncer/p3/teams_faq.html	122	130	00:01:22
97.	http://es.epa.gov/ncer/p3/project_websites/2005/su832505.html	120	129	00:00:30
98.	http://es.epa.gov/ncer/p3/project_websites/2005/su832479.html	120	131	00:00:31
99.	http://es.epa.gov/ncer/p3/project_websites/2005/su832508.html	119	122	00:00:23
100.	http://es.epa.gov/ncer/p3/project_websites/2005/su832487.html	118	123	00:00:37
Subtotal for rows: 1 - 100		-	39,051	-
Other		-	14,952	-
Total		-	54,003	-

items 1-100 of 200

Pages

Pages	Average Time to Serve (ms)
1. http://es.epa.gov/ncer/p3/	0

	Pages	Average Time to Serve (ms)
2.	http://es.epa.gov/ncer/p3/project_websites/2006/2006awardwinners.html	0
3.	http://es.epa.gov/ncer/p3/expo/	0
4.	http://es.epa.gov/ncer/p3/project_websites/2005/2005_phase_1_project_websites.html	0
5.	http://es.epa.gov/ncer/p3/press/agenda06.html	0
6.	http://es.epa.gov/ncer/p3/current/	0
7.	http://es.epa.gov/ncer/p3/fact_sheet.html	0
8.	http://es.epa.gov/ncer/p3/info/media.html	0
9.	http://es.epa.gov/ncer/p3/success/	0
10.	http://es.epa.gov/ncer/p3/info/team.html	0
11.	http://es.epa.gov/ncer/p3/partners/	0
12.	http://es.epa.gov/ncer/p3/addawards.html	0
13.	http://es.epa.gov/ncer/p3/past/	0
14.	http://es.epa.gov/ncer/p3/become_exhibitor.html	0
15.	http://es.epa.gov/ncer/p3/project_websites/2004_project_websites.html	0
16.	http://es.epa.gov/ncer/p3/press/news_article_102705.html	0
17.	http://es.epa.gov/ncer/p3/press/floorplan06.html	0
18.	http://es.epa.gov/ncer/p3/apply/	0
19.	http://es.epa.gov/ncer/p3/press/awardagenda06.html	0
20.	http://es.epa.gov/ncer/p3/award_winners.html	0
21.	http://es.epa.gov/ncer/p3/press/	0
22.	http://es.epa.gov/ncer/p3/project_websites/2004_phase_2_project_websites.html	0
23.	http://es.epa.gov/ncer/p3/info/faculty.html	0
24.	http://es.epa.gov/ncer/p3/info/cosponsors.html	0
25.	http://es.epa.gov/ncer/p3/info/partners.html	0
26.	http://es.epa.gov/ncer/p3/info/	0
27.	http://es.epa.gov/ncer/p3/project_websites/2005/su832484.html	0
28.	http://es.epa.gov/ncer/p3/news.html	0
29.	http://es.epa.gov/ncer/p3/designs_sustain_rfp_2005.html	0
30.	http://es.epa.gov/ncer/p3/event_2005/2005_event_photos.html	0
31.	http://es.epa.gov/ncer/p3/other/	0
32.	http://es.epa.gov/ncer/p3/projects_recipients.html	0

	Pages	Average Time to Serve (ms)
33.	http://es.epa.gov/ncer/p3/project_websites/2005/su832510.html	0
34.	http://es.epa.gov/ncer/p3/project_websites/2005/su832512.html	0
35.	http://es.epa.gov/ncer/P3/forms/	0
36.	http://es.epa.gov/ncer/p3/info/jdschedule.html	0
37.	http://es.epa.gov/ncer/P3/designs_sustain_rfp.html	0
38.	http://es.epa.gov/ncer/p3/press/archive/news_release_051705.html	0
39.	http://es.epa.gov/ncer/p3/project_websites/2005/su832489.html	0
40.	http://es.epa.gov/ncer/p3/project_websites/2005/su832494.html	0
41.	http://es.epa.gov/ncer/p3/info/judges06.html	0
42.	http://es.epa.gov/ncer/p3/judgingcriteria.html	0
43.	http://es.epa.gov/ncer/p3/p3_mall_awarded_comp.html	0
44.	http://es.epa.gov/ncer/p3/press/press_coverage.html	0
45.	http://es.epa.gov/ncer/p3/project_websites/2004/su831870.html	0
46.	http://es.epa.gov/ncer/p3/project_websites/2004/su831889.html	0
47.	http://es.epa.gov/ncer/p3/projects/	0
48.	http://es.epa.gov/ncer/p3/project_websites/2005/su832474.html	0
49.	http://es.epa.gov/ncer/p3/project_websites/2004/su831827.html	0
50.	http://es.epa.gov/ncer/p3/project_websites/2004/su831883.html	0
51.	http://es.epa.gov/ncer/p3/success/oberlin.html	0
52.	http://es.epa.gov/ncer/p3/project_websites/2004/su831821.html	0
53.	http://es.epa.gov/ncer/p3/project_websites/2004/su831875.html	0
54.	http://es.epa.gov/ncer/p3/project_websites/2004/su831856.html	0
55.	http://es.epa.gov/ncer/p3/project_websites/2004/su831831.html	0
56.	http://es.epa.gov/ncer/p3/project_websites/2004/su831892.html	0
57.	http://es.epa.gov/ncer/p3/project_websites/2005/su832488.html	0

	Pages	Average Time to Serve (ms)
58.	http://es.epa.gov/ncer/p3/project_websites/2004/su831825.html	0
59.	http://es.epa.gov/ncer/p3/project_websites/2004/su831834.html	0
60.	http://es.epa.gov/ncer/p3/project_websites/2005/su832492.html	0
61.	http://es.epa.gov/ncer/p3/event_2005/event_photos/award_ceremony/awards.html	0
62.	http://es.epa.gov/ncer/p3/project_websites/2004/su831853.html	0
63.	http://es.epa.gov/ncer/p3/project_websites/2004/su831830.html	0
64.	http://es.epa.gov/ncer/p3/project_websites/2004/su831822.html	0
65.	http://es.epa.gov/ncer/p3/project_websites/2004/su831811.html	0
66.	http://es.epa.gov/ncer/p3/project_websites/2004/su831855.html	0
67.	http://es.epa.gov/ncer/p3/project_websites/2005/su832509.html	0
68.	http://es.epa.gov/ncer/p3/project_websites/2005/su832486.html	0
69.	http://es.epa.gov/ncer/p3/success/berkeley.html	0
70.	http://es.epa.gov/ncer/p3/project_websites/2005/su832495.html	0
71.	http://es.epa.gov/ncer/p3/project_websites/2004/su831818.html	0
72.	http://es.epa.gov/ncer/p3/project_websites/2005/su832503.html	0
73.	http://es.epa.gov/ncer/p3/guidance_faq.html	0
74.	http://es.epa.gov/ncer/p3/project_websites/2004/su831897.html	0
75.	http://es.epa.gov/ncer/p3/project_websites/2004/su831863.html	0
76.	http://es.epa.gov/ncer/p3/press/mall_map06.html	0
77.	http://es.epa.gov/ncer/p3/project_websites/2005/su832477.html	0
78.	http://es.epa.gov/ncer/p3/info/judges.html	0
79.	http://es.epa.gov/ncer/p3/success/lehigh.html	0
80.	http://es.epa.gov/ncer/p3/project_websites/2004/su831810.html	0
81.	http://es.epa.gov/ncer/p3/project_websites/2004/su831896.html	0

	Pages	Average Time to Serve (ms)
82.	http://es.epa.gov/ncer/p3/project_websites/2005/su832490.html	0
83.	http://es.epa.gov/ncer/p3/event_2005/event_photos/closing_ceremony/closing.html	0
84.	http://es.epa.gov/ncer/p3/judging_criteria.html	0
85.	http://es.epa.gov/ncer/p3/event_2005/event_photos/opening_ceremony/opening.html	0
86.	http://es.epa.gov/ncer/p3/project_websites/2005/su832501.html	0
87.	http://es.epa.gov/ncer/p3/success/oberlinfeature.html	0
88.	http://es.epa.gov/ncer/p3/event_2005/event_photos/judges/judges.html	0
89.	http://es.epa.gov/ncer/p3/press/zimmerman_es_say_10_19_2005.html	0
90.	http://es.epa.gov/ncer/P3/designs_sustain_rfp_2004.html	0
91.	http://es.epa.gov/ncer/p3/event_2005/event_photos/reception/reception.html	0
92.	http://es.epa.gov/ncer/p3/info/highlights.html	0
93.	http://es.epa.gov/ncer/p3/project_websites/2005/su832513.html	0
94.	http://es.epa.gov/ncer/p3/project_websites/2005/su832514.html	0
95.	http://es.epa.gov/ncer/p3/project_photos/su831888/	0
96.	http://es.epa.gov/ncer/p3/teams_faq.html	0
97.	http://es.epa.gov/ncer/p3/project_websites/2005/su832505.html	0
98.	http://es.epa.gov/ncer/p3/project_websites/2005/su832479.html	0
99.	http://es.epa.gov/ncer/p3/project_websites/2005/su832508.html	0
100.	http://es.epa.gov/ncer/p3/project_websites/2005/su832487.html	0
Subtotal for rows: 1 - 100		-
Other		-
Total		-

items 1-100 of 200

Pages - Help Card



Column Definitions

Pages

Any displayed page. You can specify for each profile the types of files that qualify as a page. These settings can be changed by the WebTrends administrator.

Visits

Number of visits to this page. A visit is a series of actions that begins when a visitor views the first page from the server, and ends when the visitor leaves the site or remains idle beyond the idle-time limit. The default idle-time limit is thirty minutes. This time limit can be changed by the system administrator.

Views

Number of times this page was viewed by visitors.

Average Time Viewed

Average length of time the specified page was viewed. (The format is hh:mm:ss - hours:minutes:seconds.)

Average Time to Serve

Average amount of time (in milliseconds) it took to serve each document during the specified time interval. The time to serve spans from the time the server got a page request until it transmitted all the data.

Note: Zero values in this column probably indicates that your web server is not logging Time to Serve information.



Report Descriptions

Pages with good content and design are more likely to attract visitors and be revisited. Less popular pages on a site can be made more appealing by improving the content or incorporating design elements similar to that on the more important pages. Always remember that people are far more interested in content than in design, and average view times can help determine which content is most important to your visitors.

Content Groups

This report identifies the most popular groups of web site pages and how often they were visited.

Content Groups Trend

No data is available for this graph.

Content Groups

No data is available for this graph.

Content Groups

No data is available for this table.

Content Groups - Help Card



Column Definitions

Content Group

A defined group of web pages with specific things in common, such as the same types of products, services, or information.

Visits

Number of visits where the visitor viewed at least one page in the specified content group. A visit is a series of actions that begins when a visitor views their first page from the server, and ends when the visitor leaves the site or remains idle beyond the idle-time limit. The default idle-time limit is thirty minutes. This time limit can be changed by the system administrator.

Hits

Each file requested by a visitor registers as a hit. There can be several hits on each page. While the volume of hits reflects the amount of server traffic, it is not an accurate reflection of the number of pages viewed.



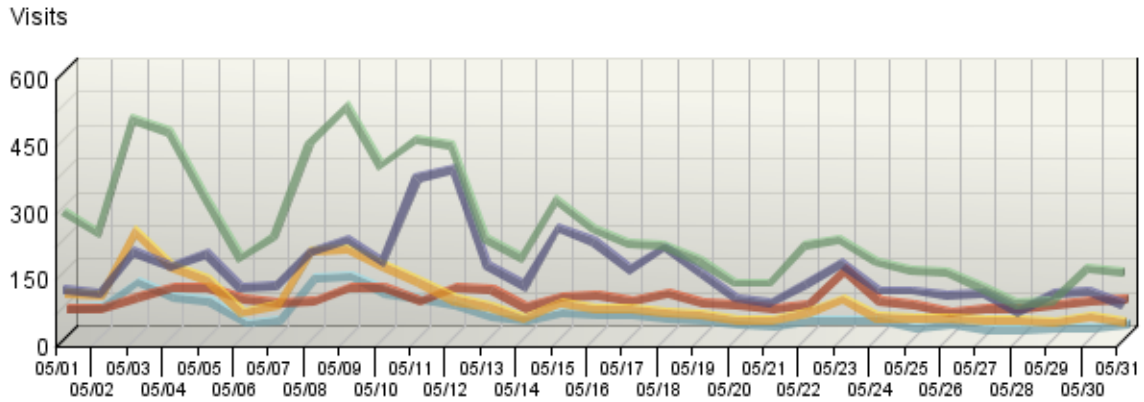
Report Descriptions

The information on this page can show you which content groups were most popular. This will reveal the reasons people visit your web site, and what is most interesting and least interesting to them.

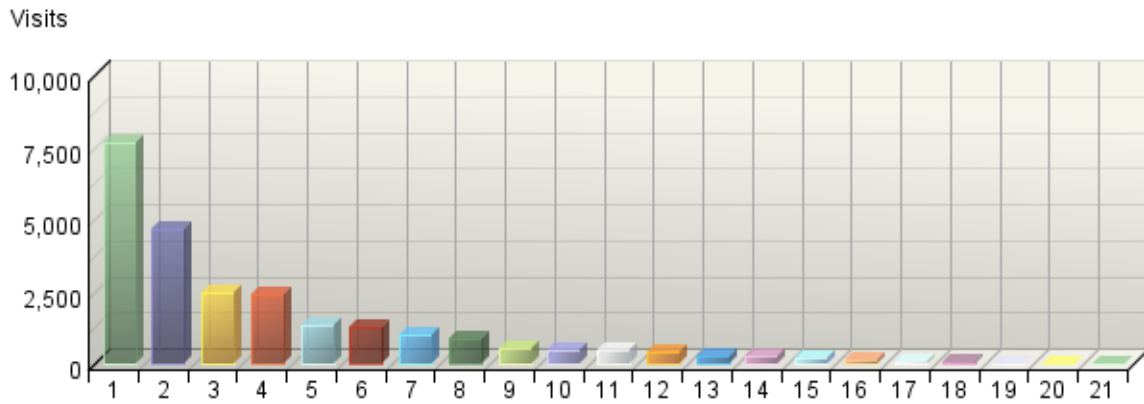
Directories

This report lists the most commonly accessed directories on your web site. This information can help determine the types of data most often requested.

Directories Trend



Directories




Directories

	Path To Directory	Visits	Hits	Kbytes Transferred
1.	http://es.epa.gov/ncer/p3/	7,690	14,610	316,312
2.	http://es.epa.gov/ncer/p3/project_websites	4,659	16,494	259,638
3.	http://es.epa.gov/ncer/p3/press	2,445	5,141	71,047
4.	http://es.epa.gov/ncer/p3/project_photos	2,423	7,221	57,703

	Path To Directory	Visits	Hits	Kbytes Transferred
5.	http://es.epa.gov/ncer/p3/expo	1,338	1,488	21,100
6.	http://es.epa.gov/ncer/p3/info	1,235	3,653	42,516
7.	http://es.epa.gov/ncer/p3/current	967	1,134	18,624
8.	http://es.epa.gov/ncer/p3/success	892	3,693	231,178
9.	http://es.epa.gov/ncer/p3/partners	538	668	12,014
10.	http://es.epa.gov/ncer/p3/event_2005	499	1,299	13,133
11.	http://es.epa.gov/ncer/p3/past	485	540	6,017
12.	http://es.epa.gov/ncer/p3/apply	416	447	5,189
13.	http://es.epa.gov/ncer/P3/forms	282	515	6,826
14.	http://es.epa.gov/ncer/p3/other	263	305	5,809
15.	http://es.epa.gov/ncer/p3/projects	177	226	2,089
16.	http://es.epa.gov/ncer/p3/eligibility	115	143	1,371
17.	http://es.epa.gov/ncer/p3/epa	91	113	1,832
18.	http://es.epa.gov/ncer/p3/archive	69	71	862
19.	http://es.epa.gov/ncer/p3/images	7	8	0
20.	http://es.epa.gov/ncer/p3/childrens centers	3	3	68
21.	http://es.epa.gov/	1	1	0
	Total	-	57,773	1,073,318

items 1-21 of 21

Directories - Help Card

 **Column Definitions**

Path to Directory
The full URL path to the directory being analyzed.

Visits
Number of visits to pages within the specified directory. A visit is a series of actions that begins when a visitor views their first page from the server, and ends when the visitor leaves the site or remains idle beyond the idle-time limit. The default idle-time limit is thirty minutes. This time limit can be changed by the system administrator.

Hits
Each file requested by a visitor registers as a hit. There can be several hits on each page. While the volume of hits reflects the amount of server traffic, it is not an accurate reflection of the number of pages viewed.

Kbytes Transferred
Number of kilobytes of data transferred by the server from the specified directory to your visitors.



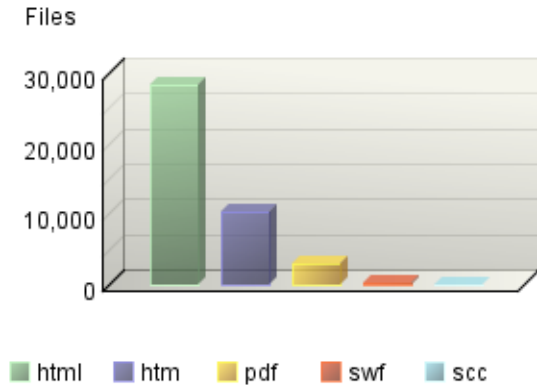
Report Descriptions

This report indicates the content visitors are most interested in. Use this information to determine which content areas to develop further, which areas to focus on less, and how you can arrange your content most effectively. If the table is sorted by kilobytes of data transferred, this page reveals what kind of data the server spends the most time transferring, and may suggest different ways to organize your data, or different ways to distribute the server load if you have more than one server.

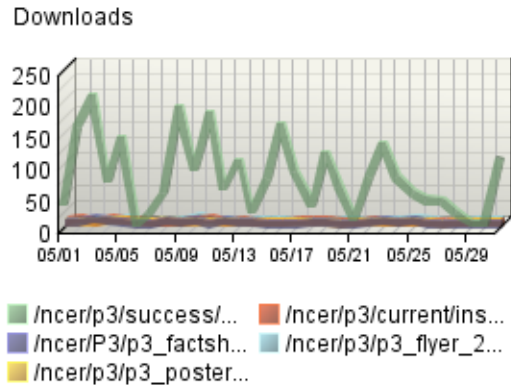
Files Dashboard

This displays key graphs and tables that provide an overview of the Files chapter. When viewing through the on-demand interface, you can click on the title of a graph or table to navigate to the corresponding page.

Accessed File Types by Files



Downloaded Files Trend



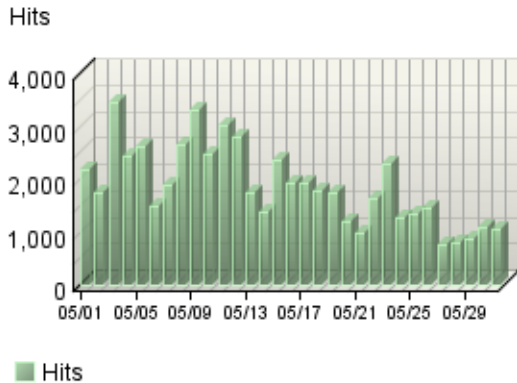
Uploaded Files

No data is available for this graph.

Hit Summary

Successful Hits for Entire Site	57,773
Average Hits per Day	1,863
Home Page Hits	2,533

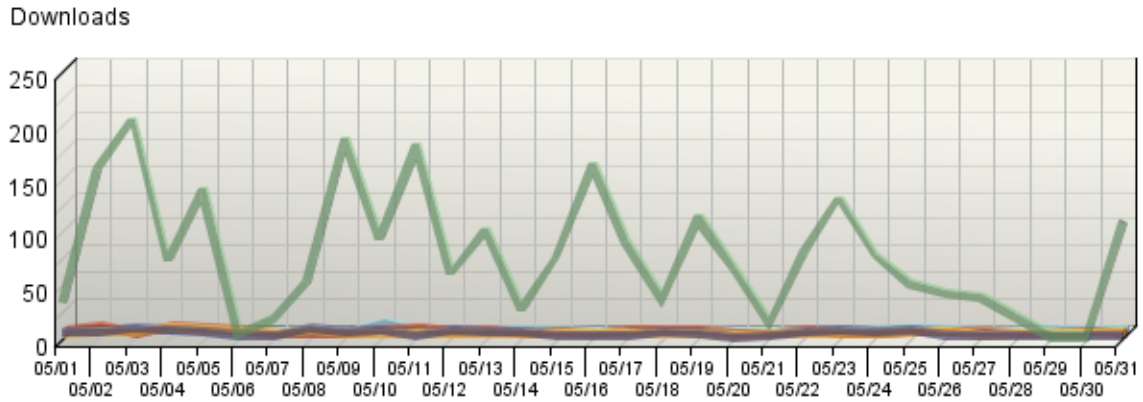
Hits Trend



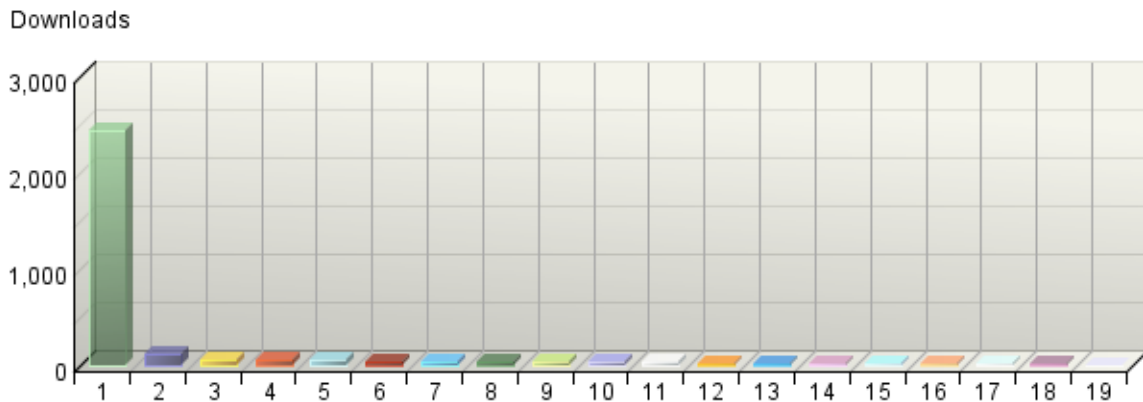
Downloaded Files

This report identifies the most popular files downloaded from your site.

Downloaded Files Trend



Downloaded Files



Downloaded Files

	Downloaded Files	Downloads	% Downloads	Visits
1.	http://es.epa.gov/ncer/p3/success/michigan.pdf	2,445	78.87%	164
2.	http://es.epa.gov/ncer/P3/p3_factsheet.pdf	113	3.65%	104
3.	http://es.epa.gov/ncer/p3/p3_poster.pdf	69	2.23%	61
4.	http://es.epa.gov/ncer/p3/current/instructions.pdf	69	2.23%	55

	Downloaded Files	Downloads	% Downloads	Visits
5.	http://es.epa.gov/ncer/p3/p3_flyer_2005.pdf	63	2.03%	56
6.	http://es.epa.gov/ncer/p3/PosterInstructions.pdf	46	1.48%	33
7.	http://es.epa.gov/ncer/P3/forms/2004p3forms.pdf	45	1.45%	44
8.	http://es.epa.gov/ncer/p3/p3_final_report_instructions.pdf	34	1.10%	31
9.	http://es.epa.gov/ncer/p3/p3_comp_transp_hotel_info_2005.pdf	32	1.03%	29
10.	http://es.epa.gov/ncer/p3/p3_comp_alt_accomodations_2005.pdf	31	1.00%	31
11.	http://es.epa.gov/ncer/p3/p3_update.pdf	31	1.00%	31
12.	http://es.epa.gov/ncer/p3/p3_comp_draft_schedule_2005.pdf	28	0.90%	28
13.	http://es.epa.gov/ncer/p3/Number_Assignments.pdf	24	0.77%	22
14.	http://es.epa.gov/ncer/p3/p3_flyer_2005_version2.pdf	17	0.55%	17
15.	http://es.epa.gov/ncer/p3/forms/2005p3forms.pdf	15	0.48%	15
16.	http://es.epa.gov/ncer/p3/info/solardec101405.pdf	13	0.42%	13
17.	http://es.epa.gov/ncer/p3/info/solardec101005.pdf	12	0.39%	12
18.	http://es.epa.gov/ncer/p3/press/cliqeu.pdf	10	0.32%	3
19.	http://es.epa.gov/ncer/p3/press/growingbuildings.mp3	3	0.10%	2
	Total	3,100	100.00%	751

items 1-19 of 19

Downloaded Files - Help Card



Column Definitions

Files

The path and filename of the file being analyzed.

Downloads

Number of times the specified file was downloaded by a visitor. If an error occurred during a transfer, the transfer is not counted. Note that downloaded PDF files may cause an inflated count.

Visits

Number of visits that accessed the specified files. A visit is a series of actions that begins when a visitor views their first page from the server, and ends when the visitor leaves the site or remains idle beyond the idle-time limit. The default idle-time limit is thirty minutes. This time limit can be changed by the system administrator.



Report Descriptions

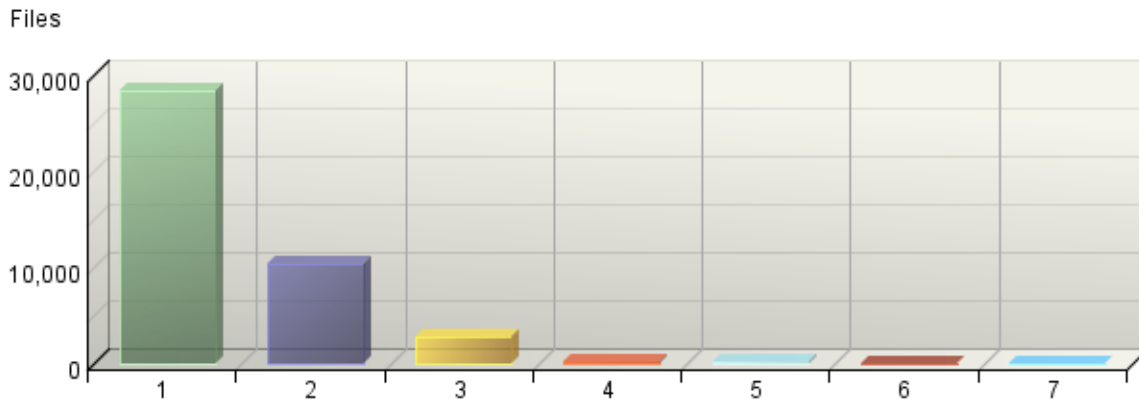
If you are using an SDC data source, then this report is not applicable.

This information shows you the most popular downloadable files on your web site. Files that don't appear on the list, or appear low on the list, may require maintenance such as decreasing the file size, improving link placement, or elimination to make room for more popular content.

Accessed File Types

This report identifies the types of files accessed on your site and the total number of kilobytes of data transferred for each file type. Cached requests and erred hits are excluded from the totals.

Accessed File Types by Files



Accessed File Types

File Type	Files	% Files	Kbytes Transferred
1. html	28,356	67.55%	619,346
2. htm	10,455	24.90%	126,943
3. pdf	2,889	6.88%	311,841
4. swf	138	0.33%	9,184
5. scc	135	0.32%	37
6. ppt	4	0.01%	4,656
7. mp3	3	0.01%	1,314
Total	41,980	100.00%	1,073,318

items 1-7 of 7

Accessed File Types - Help Card



Column Definitions

File Type

Identifies types of files by their file extension. For example, a file named graphic.gif is identified as type "gif."

Files

Number of files of the specified type accessed by visitors to your site.

Kbytes Transferred

Number of kilobytes of data transferred for all files of the specified type.



Report Descriptions

This report provides general statistics for the type of data that visitors access on your site.

Uploaded Files

This report identifies the most popular files uploaded from a client to your servers using FTP PUT, HTTP PUT, or HTTP POST.

Uploaded Files

No data is available for this graph.

Uploaded Files

No data is available for this table.

Uploaded Files - Help Card



Column Definitions

Files

The path and filename of the uploaded file being analyzed. Uploaded files correspond to a POST entry in the web server log file. If the field names are provided, then you will find the uploaded files listed in the METHOD field.

Visits

Number of visits to your site where the specified file was uploaded to your servers. A visit is a series of actions that begins when a visitor views their first page from the server, and ends when the visitor leaves the site or remains idle beyond the idle-time limit. The default idle-time limit is thirty minutes. This time limit can be changed by the system administrator.

Uploads

Number of times the specified file was uploaded to your site. If an error occurred during a transfer, the transfer is not counted.



Report Descriptions

If you are using an SDC data source, then this report is not applicable.

This report presents information on files that were uploaded to your servers during the period of the report. You may want to run virus scans on uploaded files.