

P3 Monthly Statistics

Monthly View: July 2007

July 1, 2007 12:00:00 AM – July 31, 2007 11:59:59 PM

This report was generated by WebTrends 7 - Enterprise, Version: 7.5, Build: 16366 .
Tuesday, August 14, 2007 2:29:11 PM
Final report conversion by WebTrends Report Exporter, Version 7.5 (build 16363)

Copyright (C) 1996-2005 WebTrends Inc. All rights reserved.

Table of Contents

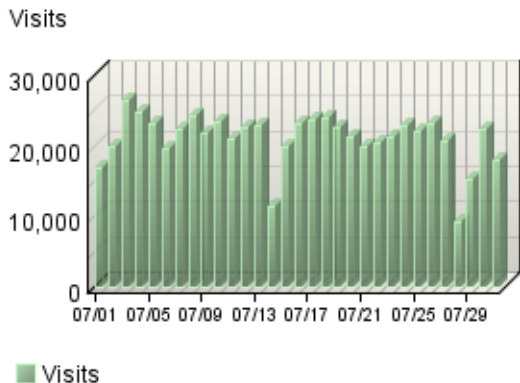
Overview Dashboard	1
Visitors Dashboard	3
Pages Dashboard	6
Navigation Dashboard	8
Technical Dashboard	9
Activity Dashboard	11
Browsers and Platforms Dashboard	13
Visitors Dashboard	15
Top Visitors	18
New vs. Return Visits	26
Visitors by Number of Visits	28
Visitors Trend	30
Visits Trend	36
Organizations	38
Domain Names	41
Top-Level Domain Types	45
Geography Dashboard	48
Regions	49
Countries	51
North American States and Provinces	55
Cities	56
Pages Dashboard	57
Pages	59
Content Groups	74
Directories	76
Files Dashboard	80
Downloaded Files	81

Accessed File Types	87
Uploaded Files	91
Navigation Dashboard	93

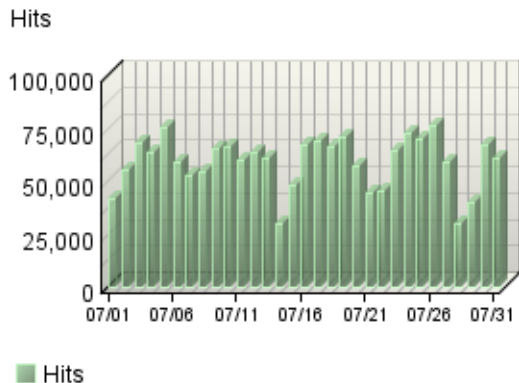
Overview Dashboard

This displays key graphs and tables that provide an overview of the entire report. When viewing through the on-demand interface, you can click on the title of a graph or table to navigate to the corresponding page.

Visits Trend



Hits Trend



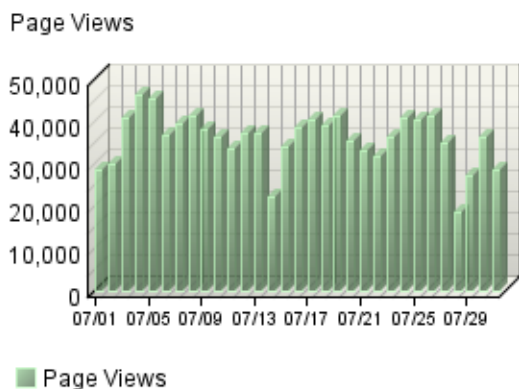
Visitor Summary

Visitors	111,155
Visitors Who Visited Once	96,501
Visitors Who Visited More Than Once	14,654
Average Visits per Visitor	5.86

Visit Summary

Visits	650,913
Average per Day	20,997
Average Visit Duration	00:17:45
Median Visit Duration	00:12:25
International Visits	2.10%
Visits of Unknown Origin	59.00%
Visits from Your Country: United States (US)	38.89%

Page Views Trend



Hit Summary

Successful Hits for Entire Site	1,829,542
Average Hits per Day	59,017
Home Page Hits	519

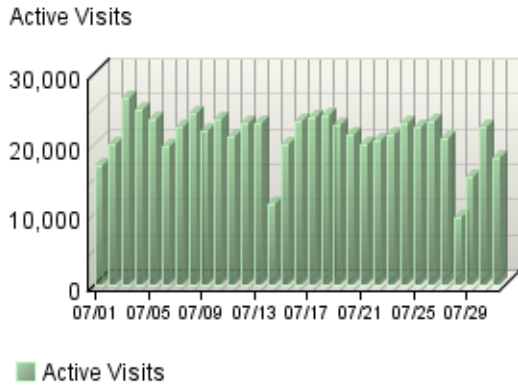
Page View Summary

Page Views	1,112,644
Average per Day	35,891
Average Page Views per Visit	1.71

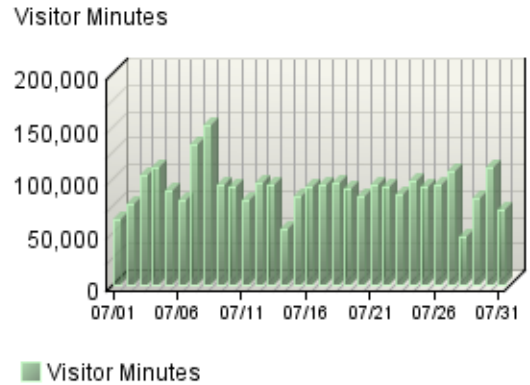
Visitors Dashboard

This displays key graphs and tables that provide an overview of the Visitors chapter. When viewing through the on-demand interface, you can click on the title of a graph or table to navigate to the corresponding page.

Active Visits Trend



Visitor Minutes Trend



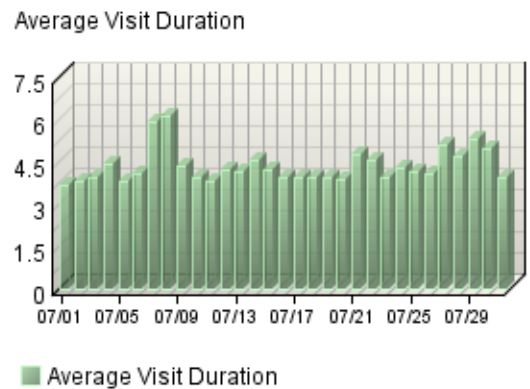
Visitor Summary

Visitors	111,155
Visitors Who Visited Once	96,501
Visitors Who Visited More Than Once	14,654
Average Visits per Visitor	5.86

Visit Summary

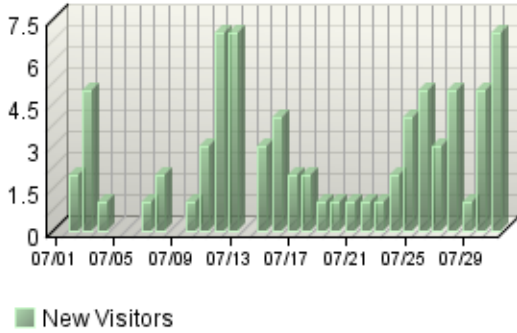
Visits	650,913
Average per Day	20,997
Average Visit Duration	00:17:45
Median Visit Duration	00:12:25
International Visits	2.10%
Visits of Unknown Origin	59.00%
Visits from Your Country: United States (US)	38.89%

Average Length of Visit Trend



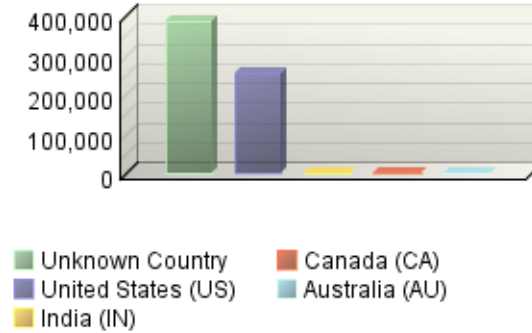
New Visitors Trend

New Visitors



Countries

Visits



Organizations

No data is available for this graph.

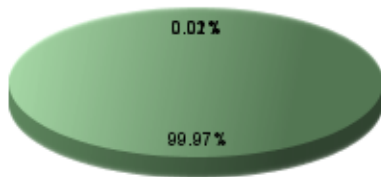
Authenticated Usernames

Visits



New vs. Return Visits

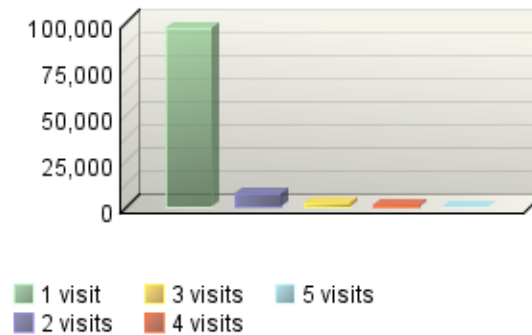
Visits



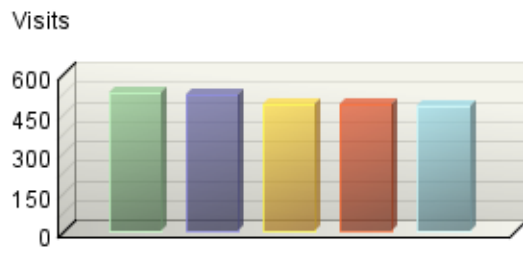
- Returning Visitors
- Visitors Not Accepting Cookies
- New Visitors

Visitors by Number of Visits

Visitors



Top Visitors

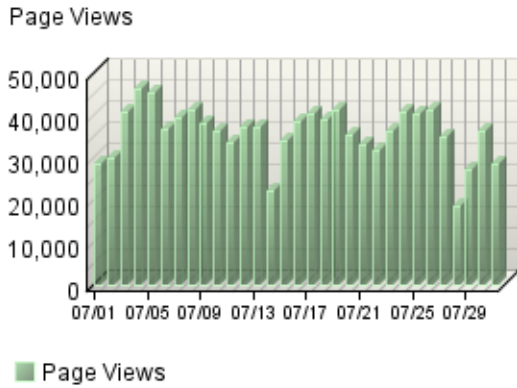


193.95.154.69_Mozi... livebot-207-46-98-1...
193.95.154.69_- 65.214.39.180_-
207.46.98.148_msn...

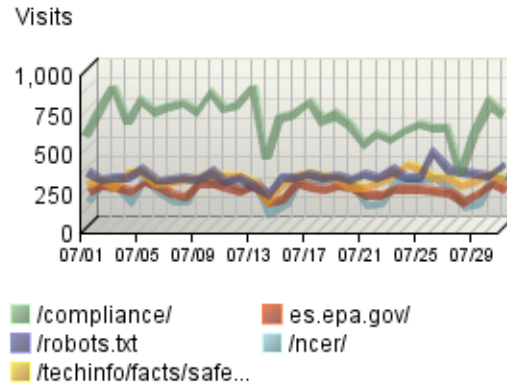
Pages Dashboard

This displays key graphs and tables that provide an overview of the Pages chapter. When viewing through the on-demand interface, you can click on the title of a graph or table to navigate to the corresponding page.

Page Views Trend



Pages Trend



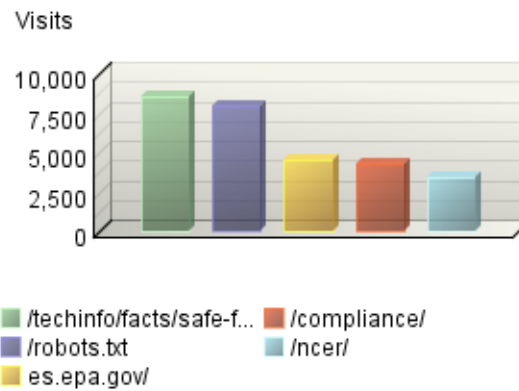
Content Groups

No data is available for this graph.

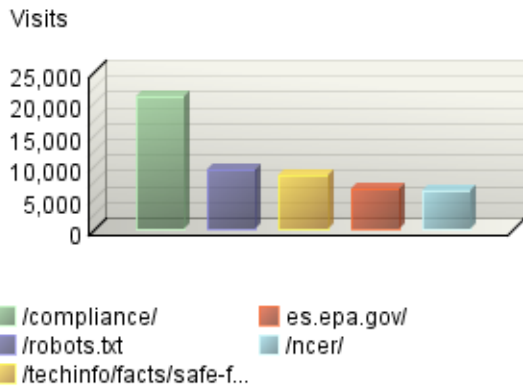
Page View Summary

Page Views	1,112,644
Average per Day	35,891
Average Page Views per Visit	1.71

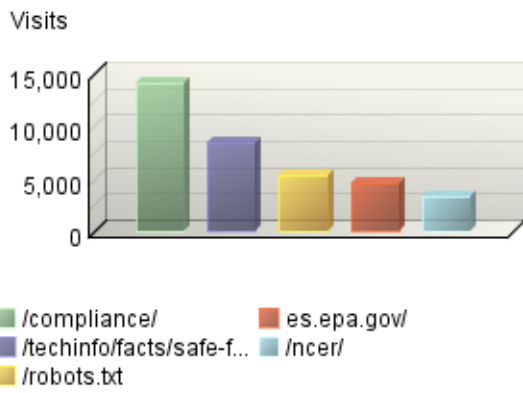
Entry Pages



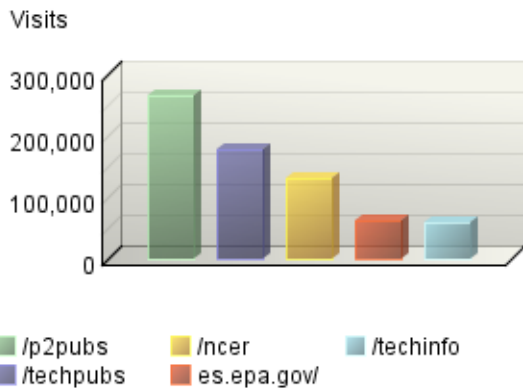
Pages



Exit Pages



Directories

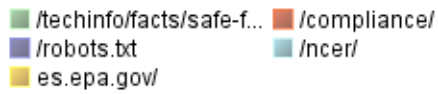
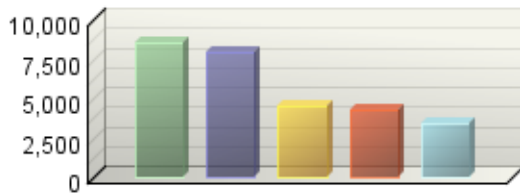


Navigation Dashboard

This dashboard summarizes important information related to online navigation.

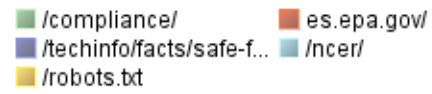
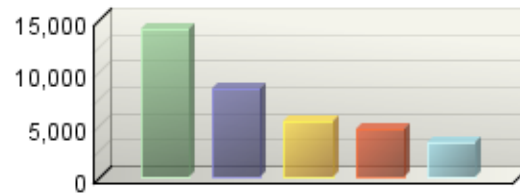
Entry Pages

Visits



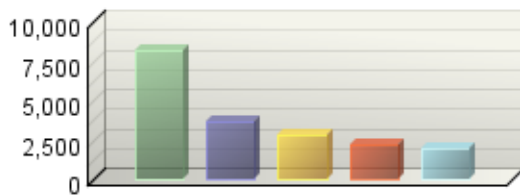
Exit Pages

Visits



Single-Page Visits

Visits

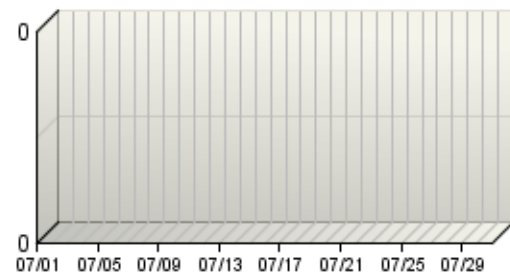


Technical Dashboard

This dashboard summarizes important information related to online technical activity.

Average Time to Serve Pages

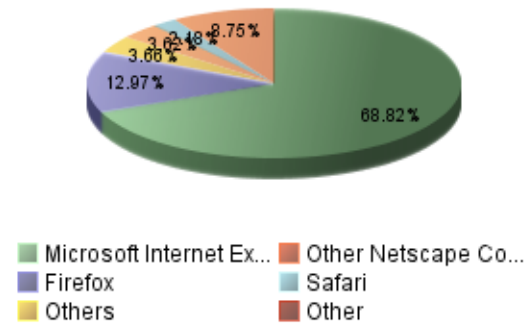
Average Time to Serve



■ Average Time to Serve

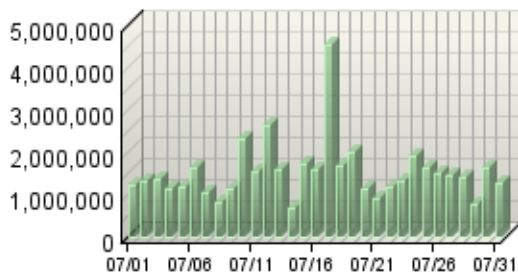
Browsers by Version

Visits



Bandwidth: Kbytes Transferred Trend

Kbytes Transferred

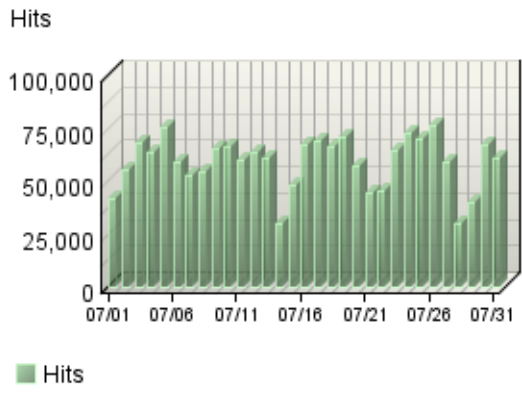


■ Kbytes Transferred

Technical Summary

Total Hits	1,894,462
Successful Hits	1,829,542
Successful Hits (as Percent)	96.57%
Failed Hits	64,920
Failed Hits (as Percent)	3.43%
Cached Hits	614,237
Cached Hits (as Percent)	32.42%

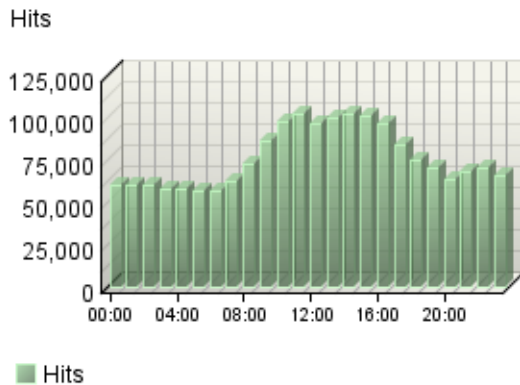
Hits Trend



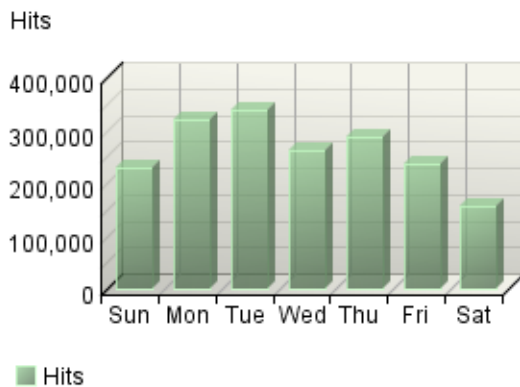
Activity Dashboard

This displays key graphs and tables that provide an overview of the Activity chapter. When viewing through the on-demand interface, you can click on the title of a graph or table to navigate to the corresponding page.

Hits by Hour of the Day



Hits by Day of the Week



Most Active Summary

Most Active Date	7/26/07
Number of Hits on Most Active Date	76,720
Most Active Day of the Week	Tuesday
Most Active Hour of the Day	14:00-14:59

Least Active Summary

Least Active Date	7/14/07
Number of Hits on Least Active Date	29,831
Least Active Day of the Week	Saturday
Least Active Hour of the Day	06:00-06:59

Activity on Weekdays Summary

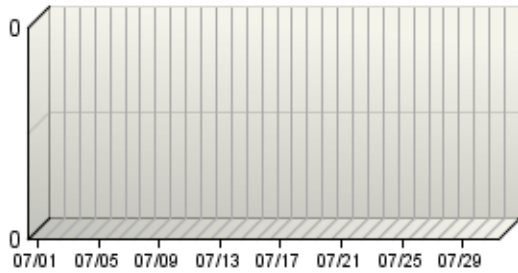
Total Hits Weekdays	1,442,250
Total Visits Weekdays	491,174
Average Number of Visits per day on Weekdays	22,326
Average Number of Hits per day on Weekdays	65,556

Activity on Weekends Summary

Total Hits Weekend	387,292
Total Visits Weekend	159,739
Average Number of Visits per Weekend	31,947
Average Number of Hits per Weekend	77,458

Average Time to Serve Pages

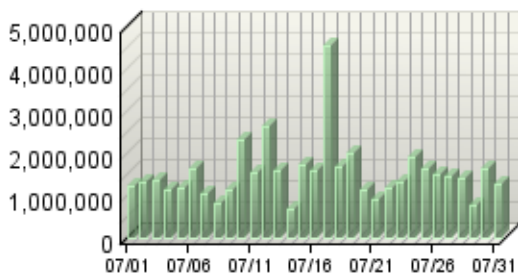
Average Time to Serve



■ Average Time to Serve

Bandwidth: Kbytes Transferred Trend

Kbytes Transferred

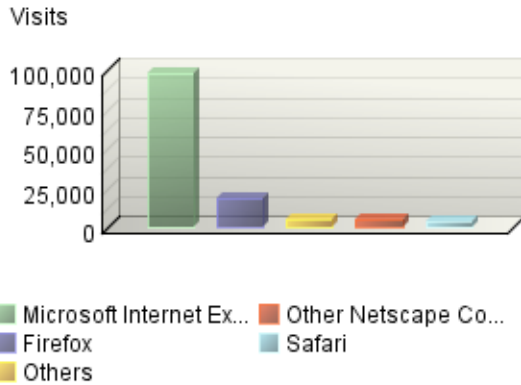


■ Kbytes Transferred

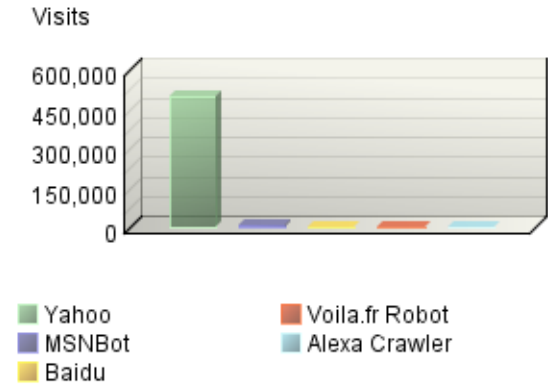
Browsers and Platforms Dashboard

This displays key graphs and tables that provide an overview of the Browsers and Platforms chapter. When viewing through the on-demand interface, you can click on the title of a graph or table to navigate to the corresponding page.

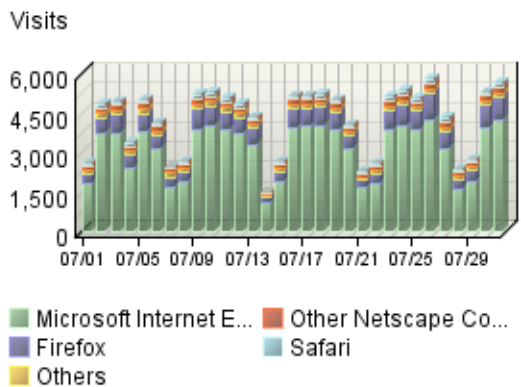
Browsers



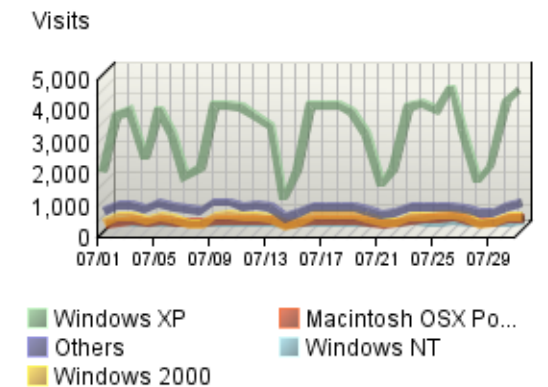
Spiders



Browsers Trend



Platforms Trend



WAP Devices

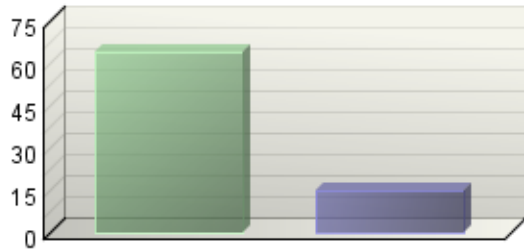
No data is available for this graph.

Palm Devices

No data is available for this graph.

WAP Browsers

Visits



■ Nokia WAP Browser ■ QC UP Browser

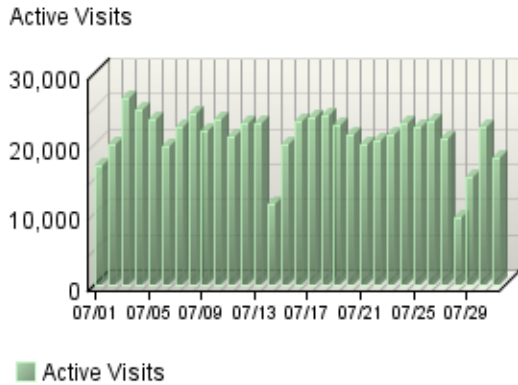
Palm Browsers

No data is available for this graph.

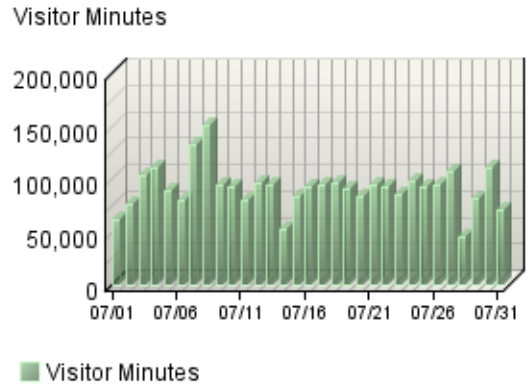
Visitors Dashboard

This displays key graphs and tables that provide an overview of the Visitors chapter. When viewing through the on-demand interface, you can click on the title of a graph or table to navigate to the corresponding page.

Active Visits Trend



Visitor Minutes Trend



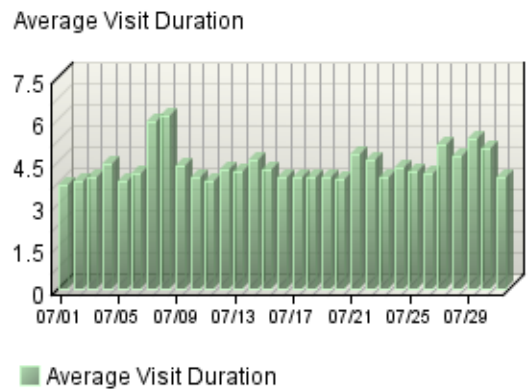
Visitor Summary

Visitors	111,155
Visitors Who Visited Once	96,501
Visitors Who Visited More Than Once	14,654
Average Visits per Visitor	5.86

Visit Summary

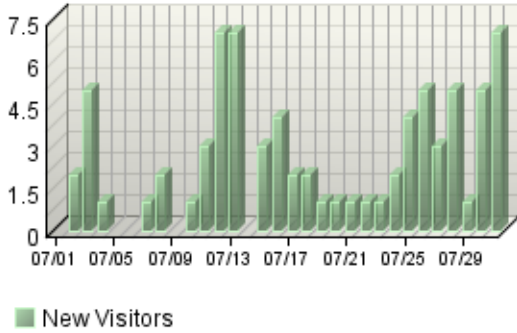
Visits	650,913
Average per Day	20,997
Average Visit Duration	00:17:45
Median Visit Duration	00:12:25
International Visits	2.10%
Visits of Unknown Origin	59.00%
Visits from Your Country: United States (US)	38.89%

Average Length of Visit Trend



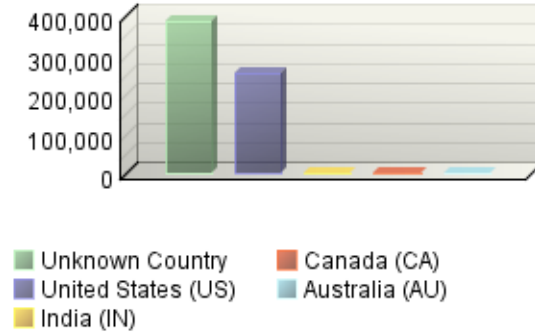
New Visitors Trend

New Visitors



Countries

Visits

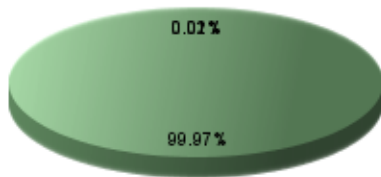


Organizations

No data is available for this graph.

New vs. Return Visits

Visits



- Returning Visitors
- Visitors Not Accepting Cookies
- New Visitors

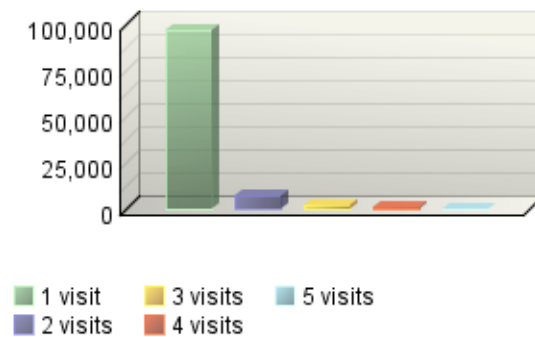
Authenticated Usernames

Visits

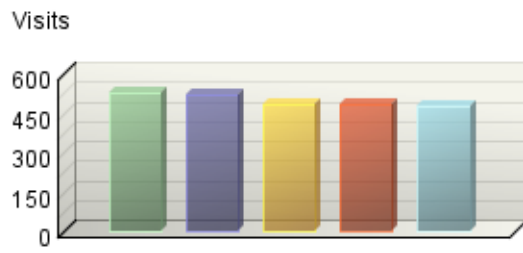


Visitors by Number of Visits

Visitors



Top Visitors

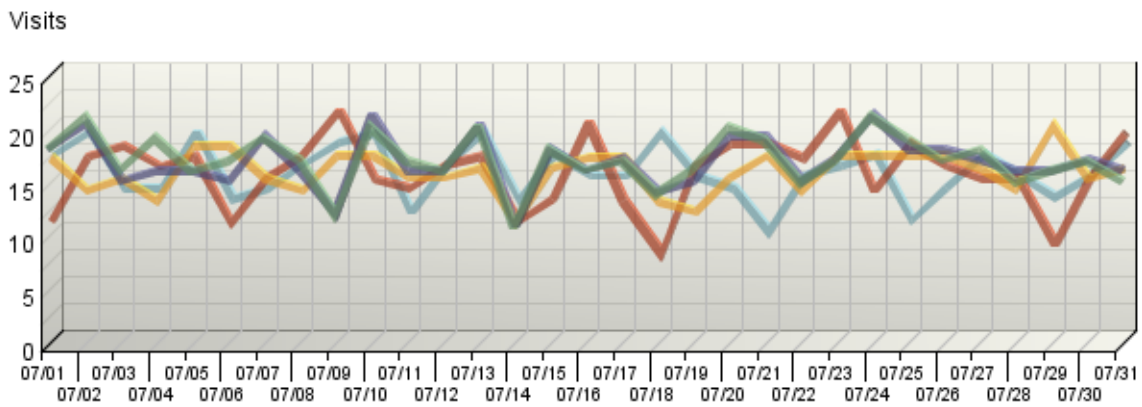


193.95.154.69_Mozi... livebot-207-46-98-1...
193.95.154.69_- 65.214.39.180_-
207.46.98.148_msn...

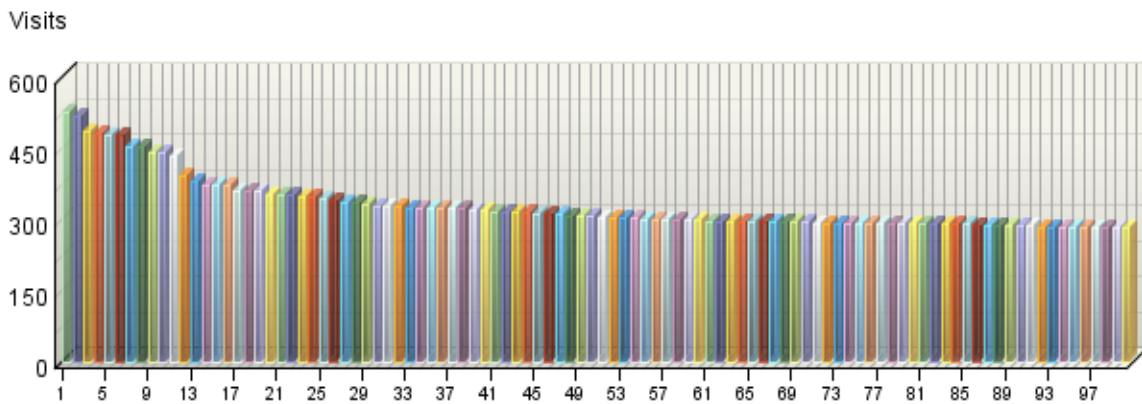
Top Visitors

This report identifies the IP address, domain name, or cookie of each visitor, and identifies the visitor's activity level on the site. If you use cookies to track visits, WebTrends can differentiate between hits from different visitors with the same IP address.

Top Visitors Trend



Top Visitors



Top Visitors

	Visitor	Visits	% Visits	Hits
■ 1.	193.95.154.69_Mozilla/5.0 (X11; U; Linux i686; en-US; rv:1.9a1) Gecko/20070308 Minefield/3.0a1	529	0.08%	8,571
■ 2.	193.95.154.69_-	520	0.08%	1,620

	Visitor	Visits	% Visits	Hits
3.	207.46.98.148_msnbot/1.0 (+http://search.msn.com/msnbot.htm)	485	0.07%	3,188
4.	livebot-207-46-98-147.search.live.com_msnbot/1.0 (+http://search.msn.com/msnbot.htm)	481	0.07%	2,711
5.	65.214.39.180_-	479	0.07%	2,104
6.	65.214.39.180_Mozilla/5.0 (X11; U; Linux i686; en-US; rv:1.9a1) Gecko/20070308 Minefield/3.0a1	478	0.07%	10,956
7.	72.9.108.178_-	455	0.07%	708
8.	livebot-207-46-98-149.search.live.com_msnbot/1.0 (+http://search.msn.com/msnbot.htm)	454	0.07%	3,420
9.	202.108.11.106_Baiduspider+(+http://www.baidu.com/search/spider.htm)	442	0.07%	442
10.	148.170.69.19_Mozilla/4.0 (compatible; MSIE 6.0; Windows NT; MS Search 4.0 Robot)	442	0.07%	1,336
11.	64.27.13.129_-	433	0.07%	1,683
12.	74.6.68.215_Mozilla/5.0 (compatible; Yahoo! Slurp; http://help.yahoo.com/help/us/ysearch/slurp)	395	0.06%	642
13.	65.55.210.94_msnbot/1.0 (+http://search.msn.com/msnbot.htm)	380	0.06%	4,147
14.	65.55.210.97_msnbot/1.0 (+http://search.msn.com/msnbot.htm)	374	0.06%	4,139
15.	65.54.165.47_msnbot/1.0 (+http://search.msn.com/msnbot.htm)	373	0.06%	1,764
16.	65.55.210.96_msnbot/1.0 (+http://search.msn.com/msnbot.htm)	372	0.06%	3,803
17.	134.67.99.106_ColdFusion	362	0.06%	1,093
18.	66.232.118.177_-	360	0.06%	466
19.	65.55.210.95_msnbot/1.0 (+http://search.msn.com/msnbot.htm)	360	0.06%	3,836
20.	lj612124.crawl.yahoo.net_Mozilla/5.0 (compatible; Yahoo! Slurp; http://help.yahoo.com/help/us/ysearch/slurp)	354	0.05%	548
21.	65.55.210.90_msnbot/1.0 (+http://search.msn.com/msnbot.htm)	351	0.05%	2,371
22.	65.55.210.93_msnbot/1.0 (+http://search.msn.com/msnbot.htm)	351	0.05%	3,064
23.	72.30.177.172_Mozilla/5.0 (compatible; Yahoo! Slurp; http://help.yahoo.com/help/us/ysearch/slurp)	348	0.05%	479
24.	ip-122-152-128-48.asianetcom.net_Baiduspider+(+http://www.baidu.com/search/spider_jp.html)	347	0.05%	347
25.	crawl-6.cuill.com_Mozilla/5.0 (Twiceler-0.9 http://www.cuill.com/twiceler/robot.html)	345	0.05%	703
26.	134.67.99.144_ColdFusion	340	0.05%	992

	Visitor	Visits	% Visits	Hits
27.	lj612160.crawl.yahoo.net_Mozilla/5.0 (compatible; Yahoo! Slurp; http://help.yahoo.com/help/us/ysearch/slurp)	338	0.05%	553
28.	74.6.74.94_Mozilla/5.0 (compatible; Yahoo! Slurp; http://help.yahoo.com/help/us/ysearch/slurp)	336	0.05%	513
29.	72.30.177.187_Mozilla/5.0 (compatible; Yahoo! Slurp; http://help.yahoo.com/help/us/ysearch/slurp)	333	0.05%	496
30.	74.6.70.7_Mozilla/5.0 (compatible; Yahoo! Slurp; http://help.yahoo.com/help/us/ysearch/slurp)	328	0.05%	381
31.	lj612203.crawl.yahoo.net_Mozilla/5.0 (compatible; Yahoo! Slurp; http://help.yahoo.com/help/us/ysearch/slurp)	327	0.05%	512
32.	lj612210.crawl.yahoo.net_Mozilla/5.0 (compatible; Yahoo! Slurp; http://help.yahoo.com/help/us/ysearch/slurp)	327	0.05%	485
33.	74.6.73.42_Mozilla/5.0 (compatible; Yahoo! Slurp; http://help.yahoo.com/help/us/ysearch/slurp)	326	0.05%	477
34.	74.6.70.183_Mozilla/5.0 (compatible; Yahoo! Slurp; http://help.yahoo.com/help/us/ysearch/slurp)	326	0.05%	454
35.	g2spf.jeeves.ask.info_Mozilla/5.0 (X11; U; Linux i686; en-US; rv:1.9a1) Gecko/20070308 Minefield/3.0a1	325	0.05%	2,513
36.	lj611398.crawl.yahoo.net_Mozilla/5.0 (compatible; Yahoo! Slurp; http://help.yahoo.com/help/us/ysearch/slurp)	324	0.05%	511
37.	g2spf.jeeves.ask.info_-	323	0.05%	451
38.	livebot-65-55-210-91.search.live.com_msnbot/1.0 (+http://search.msn.com/msnbot.htm)	323	0.05%	3,076
39.	74.6.68.109_Mozilla/5.0 (compatible; Yahoo! Slurp; http://help.yahoo.com/help/us/ysearch/slurp)	322	0.05%	440
40.	74.6.71.84_Mozilla/5.0 (compatible; Yahoo! Slurp; http://help.yahoo.com/help/us/ysearch/slurp)	320	0.05%	502
41.	74.6.70.217_Mozilla/5.0 (compatible; Yahoo! Slurp; http://help.yahoo.com/help/us/ysearch/slurp)	317	0.05%	476
42.	74.6.70.167_Mozilla/5.0 (compatible; Yahoo! Slurp; http://help.yahoo.com/help/us/ysearch/slurp)	317	0.05%	452
43.	74.6.74.153_Mozilla/5.0 (compatible; Yahoo! Slurp; http://help.yahoo.com/help/us/ysearch/slurp)	316	0.05%	496

	Visitor	Visits	% Visits	Hits
44.	lj612206.crawl.yahoo.net_Mozilla/5.0 (compatible; Yahoo! Slurp; http://help.yahoo.com/help/us/ysearch/slurp)	315	0.05%	504
45.	lj611849.crawl.yahoo.net_Mozilla/5.0 (compatible; Yahoo! Slurp; http://help.yahoo.com/help/us/ysearch/slurp)	314	0.05%	554
46.	74.6.70.186_Mozilla/5.0 (compatible; Yahoo! Slurp; http://help.yahoo.com/help/us/ysearch/slurp)	313	0.05%	497
47.	74.6.72.176_Mozilla/5.0 (compatible; Yahoo! Slurp; http://help.yahoo.com/help/us/ysearch/slurp)	311	0.05%	494
48.	74.6.71.125_Mozilla/5.0 (compatible; Yahoo! Slurp; http://help.yahoo.com/help/us/ysearch/slurp)	310	0.05%	528
49.	74.6.68.199_Mozilla/5.0 (compatible; Yahoo! Slurp; http://help.yahoo.com/help/us/ysearch/slurp)	307	0.05%	427
50.	74.6.69.80_Mozilla/5.0 (compatible; Yahoo! Slurp; http://help.yahoo.com/help/us/ysearch/slurp)	307	0.05%	456
51.	74.6.74.224_Mozilla/5.0 (compatible; Yahoo! Slurp; http://help.yahoo.com/help/us/ysearch/slurp)	305	0.05%	490
52.	74.6.70.166_Mozilla/5.0 (compatible; Yahoo! Slurp; http://help.yahoo.com/help/us/ysearch/slurp)	304	0.05%	443
53.	74.6.65.231_Mozilla/5.0 (compatible; Yahoo! Slurp; http://help.yahoo.com/help/us/ysearch/slurp)	304	0.05%	505
54.	74.6.71.7_Mozilla/5.0 (compatible; Yahoo! Slurp; http://help.yahoo.com/help/us/ysearch/slurp)	303	0.05%	523
55.	74.6.71.159_Mozilla/5.0 (compatible; Yahoo! Slurp; http://help.yahoo.com/help/us/ysearch/slurp)	302	0.05%	468
56.	74.6.70.79_Mozilla/5.0 (compatible; Yahoo! Slurp; http://help.yahoo.com/help/us/ysearch/slurp)	302	0.05%	432
57.	74.6.73.246_Mozilla/5.0 (compatible; Yahoo! Slurp; http://help.yahoo.com/help/us/ysearch/slurp)	301	0.05%	463
58.	74.6.70.88_Mozilla/5.0 (compatible; Yahoo! Slurp; http://help.yahoo.com/help/us/ysearch/slurp)	301	0.05%	505
59.	lj611532.crawl.yahoo.net_Mozilla/5.0 (compatible; Yahoo! Slurp; http://help.yahoo.com/help/us/ysearch/slurp)	299	0.05%	457

	Visitor	Visits	% Visits	Hits
60.	lj611026.crawl.yahoo.net_Mozilla/5.0 (compatible; Yahoo! Slurp; http://help.yahoo.com/help/us/ysearch/slurp)	299	0.05%	430
61.	74.6.66.43_Mozilla/5.0 (compatible; Yahoo! Slurp; http://help.yahoo.com/help/us/ysearch/slurp)	295	0.05%	431
62.	lj611012.crawl.yahoo.net_Mozilla/5.0 (compatible; Yahoo! Slurp; http://help.yahoo.com/help/us/ysearch/slurp)	295	0.05%	466
63.	lj612363.crawl.yahoo.net_Mozilla/5.0 (compatible; Yahoo! Slurp; http://help.yahoo.com/help/us/ysearch/slurp)	295	0.05%	429
64.	lj611533.crawl.yahoo.net_Mozilla/5.0 (compatible; Yahoo! Slurp; http://help.yahoo.com/help/us/ysearch/slurp)	295	0.05%	489
65.	74.6.72.170_Mozilla/5.0 (compatible; Yahoo! Slurp; http://help.yahoo.com/help/us/ysearch/slurp)	295	0.05%	445
66.	lj612078.crawl.yahoo.net_Mozilla/5.0 (compatible; Yahoo! Slurp; http://help.yahoo.com/help/us/ysearch/slurp)	295	0.05%	505
67.	lj611607.crawl.yahoo.net_Mozilla/5.0 (compatible; Yahoo! Slurp; http://help.yahoo.com/help/us/ysearch/slurp)	294	0.05%	485
68.	74.6.73.171_Mozilla/5.0 (compatible; Yahoo! Slurp; http://help.yahoo.com/help/us/ysearch/slurp)	294	0.05%	418
69.	74.6.68.213_Mozilla/5.0 (compatible; Yahoo! Slurp; http://help.yahoo.com/help/us/ysearch/slurp)	294	0.05%	410
70.	lj612598.crawl.yahoo.net_Mozilla/5.0 (compatible; Yahoo! Slurp; http://help.yahoo.com/help/us/ysearch/slurp)	294	0.05%	420
71.	lj611448.crawl.yahoo.net_Mozilla/5.0 (compatible; Yahoo! Slurp; http://help.yahoo.com/help/us/ysearch/slurp)	293	0.05%	404
72.	74.6.74.62_Mozilla/5.0 (compatible; Yahoo! Slurp; http://help.yahoo.com/help/us/ysearch/slurp)	293	0.05%	466
73.	lj612596.crawl.yahoo.net_Mozilla/5.0 (compatible; Yahoo! Slurp; http://help.yahoo.com/help/us/ysearch/slurp)	293	0.05%	491
74.	72.30.177.232_Mozilla/5.0 (compatible; Yahoo! Slurp; http://help.yahoo.com/help/us/ysearch/slurp)	292	0.04%	449
75.	74.6.68.117_Mozilla/5.0 (compatible; Yahoo! Slurp; http://help.yahoo.com/help/us/ysearch/slurp)	292	0.04%	437

	Visitor	Visits	% Visits	Hits
76.	74.6.72.222_Mozilla/5.0 (compatible; Yahoo! Slurp; http://help.yahoo.com/help/us/ysearch/slurp)	292	0.04%	416
77.	74.6.69.204_Mozilla/5.0 (compatible; Yahoo! Slurp; http://help.yahoo.com/help/us/ysearch/slurp)	292	0.04%	447
78.	72.30.177.246_Mozilla/5.0 (compatible; Yahoo! Slurp; http://help.yahoo.com/help/us/ysearch/slurp)	292	0.04%	470
79.	74.6.73.99_Mozilla/5.0 (compatible; Yahoo! Slurp; http://help.yahoo.com/help/us/ysearch/slurp)	291	0.04%	428
80.	74.6.68.171_Mozilla/5.0 (compatible; Yahoo! Slurp; http://help.yahoo.com/help/us/ysearch/slurp)	291	0.04%	439
81.	74.6.74.48_Mozilla/5.0 (compatible; Yahoo! Slurp; http://help.yahoo.com/help/us/ysearch/slurp)	291	0.04%	519
82.	lj612367.crawl.yahoo.net_Mozilla/5.0 (compatible; Yahoo! Slurp; http://help.yahoo.com/help/us/ysearch/slurp)	291	0.04%	409
83.	74.6.66.30_Mozilla/5.0 (compatible; Yahoo! Slurp; http://help.yahoo.com/help/us/ysearch/slurp)	291	0.04%	411
84.	lj611157.crawl.yahoo.net_Mozilla/5.0 (compatible; Yahoo! Slurp; http://help.yahoo.com/help/us/ysearch/slurp)	291	0.04%	399
85.	74.6.72.83_Mozilla/5.0 (compatible; Yahoo! Slurp; http://help.yahoo.com/help/us/ysearch/slurp)	290	0.04%	450
86.	74.6.74.118_Mozilla/5.0 (compatible; Yahoo! Slurp; http://help.yahoo.com/help/us/ysearch/slurp)	289	0.04%	414
87.	lj612233.crawl.yahoo.net_Mozilla/5.0 (compatible; Yahoo! Slurp; http://help.yahoo.com/help/us/ysearch/slurp)	288	0.04%	394
88.	74.6.67.205_Mozilla/5.0 (compatible; Yahoo! Slurp; http://help.yahoo.com/help/us/ysearch/slurp)	288	0.04%	480
89.	74.6.74.227_Mozilla/5.0 (compatible; Yahoo! Slurp; http://help.yahoo.com/help/us/ysearch/slurp)	287	0.04%	401
90.	72.30.61.174_Mozilla/5.0 (compatible; Yahoo! Slurp; http://help.yahoo.com/help/us/ysearch/slurp)	286	0.04%	286
91.	lj611040.crawl.yahoo.net_Mozilla/5.0 (compatible; Yahoo! Slurp; http://help.yahoo.com/help/us/ysearch/slurp)	286	0.04%	397

	Visitor	Visits	% Visits	Hits
92.	74.6.74.189_Mozilla/5.0 (compatible; Yahoo! Slurp; http://help.yahoo.com/help/us/ysearch/slurp)	285	0.04%	412
93.	lj611135.crawl.yahoo.net_Mozilla/5.0 (compatible; Yahoo! Slurp; http://help.yahoo.com/help/us/ysearch/slurp)	285	0.04%	419
94.	74.6.72.171_Mozilla/5.0 (compatible; Yahoo! Slurp; http://help.yahoo.com/help/us/ysearch/slurp)	285	0.04%	398
95.	lj611046.crawl.yahoo.net_Mozilla/5.0 (compatible; Yahoo! Slurp; http://help.yahoo.com/help/us/ysearch/slurp)	285	0.04%	416
96.	74.6.71.183_Mozilla/5.0 (compatible; Yahoo! Slurp; http://help.yahoo.com/help/us/ysearch/slurp)	285	0.04%	439
97.	lj611414.crawl.yahoo.net_Mozilla/5.0 (compatible; Yahoo! Slurp; http://help.yahoo.com/help/us/ysearch/slurp)	284	0.04%	432
98.	74.6.69.220_Mozilla/5.0 (compatible; Yahoo! Slurp; http://help.yahoo.com/help/us/ysearch/slurp)	283	0.04%	386
99.	lj611974.crawl.yahoo.net_Mozilla/5.0 (compatible; Yahoo! Slurp; http://help.yahoo.com/help/us/ysearch/slurp)	283	0.04%	435
100.	74.6.68.170_Mozilla/5.0 (compatible; Yahoo! Slurp; http://help.yahoo.com/help/us/ysearch/slurp)	282	0.04%	374
Subtotal for rows: 1 - 100		32,937	5.06%	103,313
Other		617,542	94.94%	1,724,469
Total		650,479	100.00%	1,827,782

items 1-100 of 5000

Top Visitors - Help Card



Column Definitions

Visitor

The IP address, domain name, or cookie of the visitor.

Visits

Number of times the specified visitor visited your site. A visit is a series of actions that begins when a visitor views their first page from the server, and ends when the visitor leaves the site or remains idle beyond the idle-time limit. The default idle-time limit is thirty minutes. This time limit can be changed by the system administrator.

Hits

Number of hits attributed to the specified visitor. Each file requested by a visitor registers as a hit. There can be several hits on each page. While the volume of hits reflects the amount of server traffic, it is not an accurate reflection of the number of pages viewed.



Report Descriptions

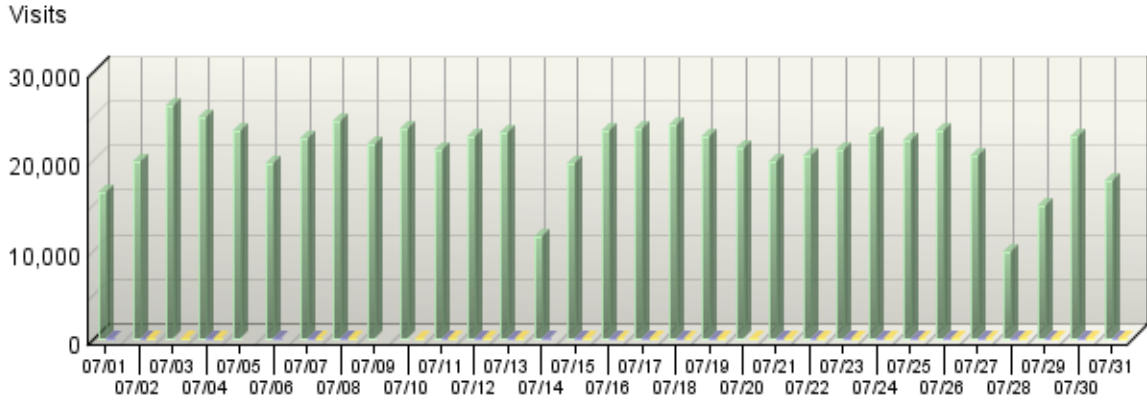
Consider the visitors who use the site most, and tailor your site to their interests and needs. If your site is an intranet, notice which employees use the site most, and find out what they like about it. You might also get feedback from those who use it the least and find out what they are looking for.

Note: If a visitor has a dynamic IP address, or if a group of visitors are behind a proxy server or firewall, this data might be misleading. In the case of a dynamic IP address, multiple IP addresses could be shown for a single visitor, and in the case of a firewall or proxy server, one IP address could be used by more than one visitor.

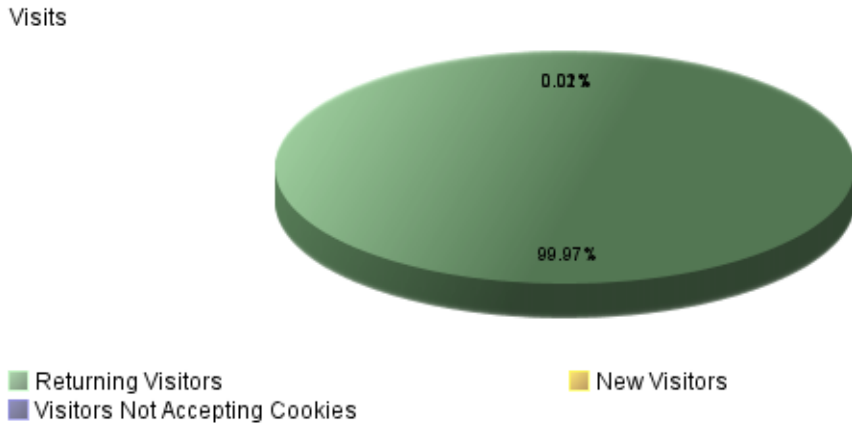
New vs. Return Visits

This report compares the number of visits by new and returning visitors to your site.

New vs. Return Visits Trend



New vs. Return Visits



New vs. Return Visits

Visitor Type	Visits	% Visits
Returning Visitors	650,261	99.97%
Visitors Not Accepting Cookies	141	0.02%
New Visitors	77	0.01%
Total	650,479	100.00%

items 1-3 of 3

New vs. Return Visits - Help Card



Column Definitions

New Visitors

Visitors whose visit starts without any cookie information but acquires a cookie (or multiple cookies) during the visit. For single-page visits there is no way (without the use of SmartSource Data Collection) to distinguish a new visitor from a visitor that does not accept cookies. As a result these visits are categorized as Visitors Not Accepting Cookies.

Returning Visitors

Visitors who already had a cookie from your site when they visited.

Visitors Not Accepting Cookies

Visitors not accepting cookies from your site. There is no way to determine if these visitors are new or returning. Note that Express Analysis does not report on this information.

Visits

Number of visits by visitors who fit into the specified visitor category. A visit is a series of actions that begins when a visitor views their first page from the server, and ends when the visitor leaves the site or remains idle beyond the idle-time limit. The default idle-time limit is thirty minutes. This time limit can be changed by the system administrator.

%

Percentage of visitors who fit into the specified visitor category.



Report Descriptions

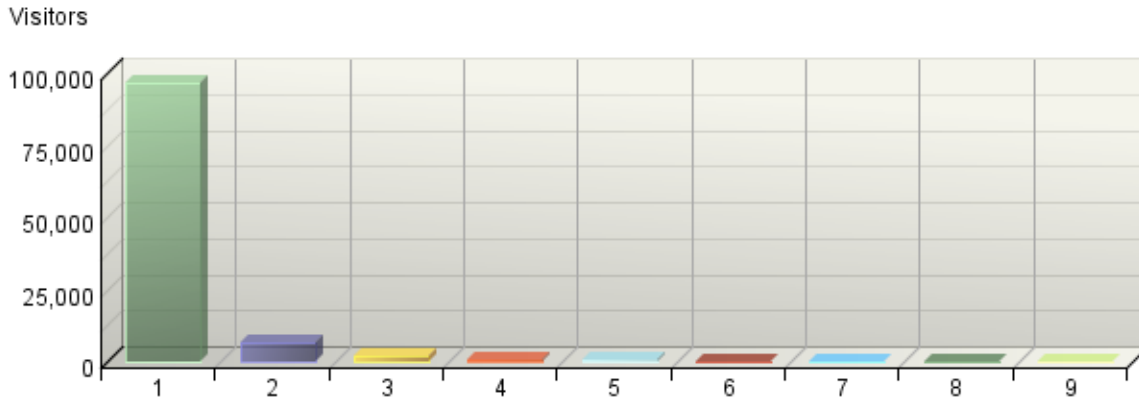
By tracking the ratio between new and return visits over a period of time, you can determine if your site is attracting enough returning visitors.

Note: This report uses only cookies to determine whether a visitor is new or returning. This information cannot therefore be correlated to visitor counts obtained using IP tracking. For example, when a visitor goes to a site that has session-based cookies but no permanent cookies, they will receive a cookie on their second hit and be labeled a new visitor. If they close their browser, wait an hour, and go back to the same site, they will have no cookies on their first hit (since the cookie they got previously was session-based) and will once again be issued a cookie on their second hit. If the site's logs are analyzed using the IP tracking method, the result is 1 unique visitor (determined using IP tracking), but 2 visits and 2 new or first-time visitors (determined using cookies).

Visitors by Number of Visits

This report shows the distribution of visitors based on how many times each visitor visited your site.

Visitors by Number of Visits



Visitors by Number of Visits

Number of Visits	Visitors	% Visitors
1 visit	96,501	86.82%
2 visits	6,999	6.30%
3 visits	1,886	1.70%
4 visits	790	0.71%
5 visits	438	0.39%
6 visits	254	0.23%
7 visits	183	0.16%
8 visits	128	0.12%
9 visits	88	0.08%
Other	3,888	3.50%
Total	111,155	100.00%

items 1-9 of 9

Visitors by Number of Visits - Help Card



Column Definitions

Number of Visits

The number of visits by each visitor during the period of the report.

Visitors

Number of individuals who came to your site the amount of times specified in the Number of Visits column.

%

Percentage of visitors who came to your site the amount of times specified in the Number of Visits column.



Report Descriptions

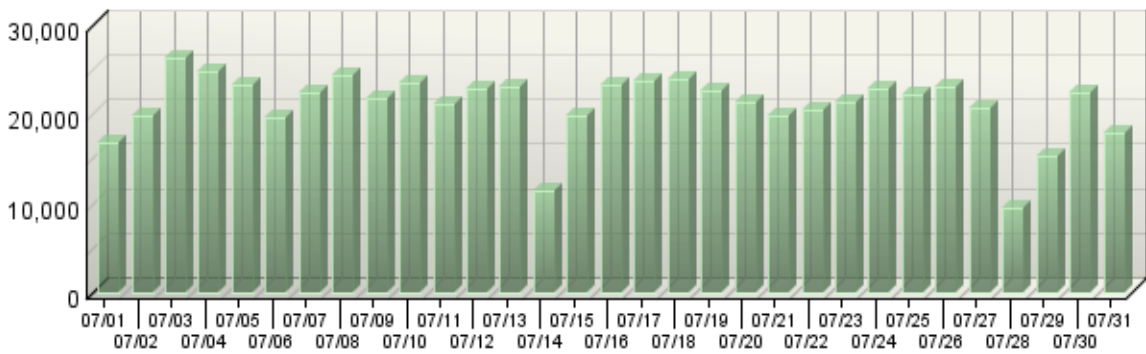
This information can indicate whether or not your site compels visitors to return. Updating web site content is one way to draw return visitors.

Visitors Trend

This report shows how many times visitors visited your web site and how long they stayed. The information is divided into time slices based on the duration of the log file. Some visits may span more than one time interval, and will be counted in each interval where they appear. The sum of visits for all intervals may therefore exceed the total visits shown in the Overview Dashboard page.

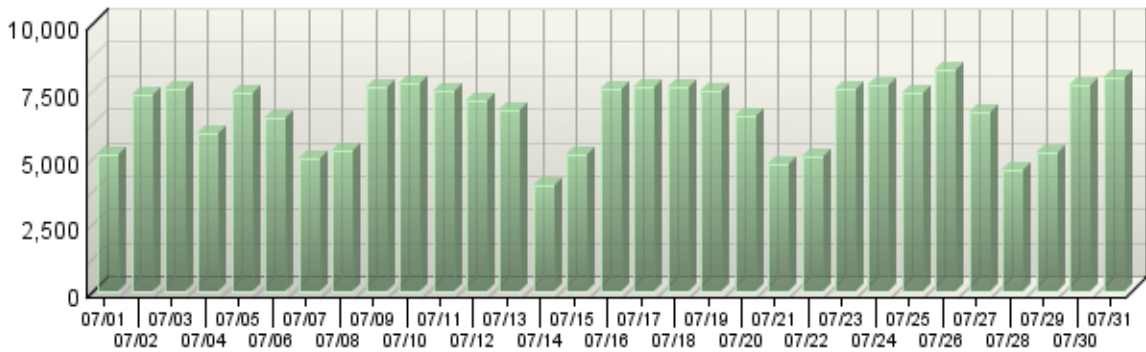
Active Visits Trend

Active Visits



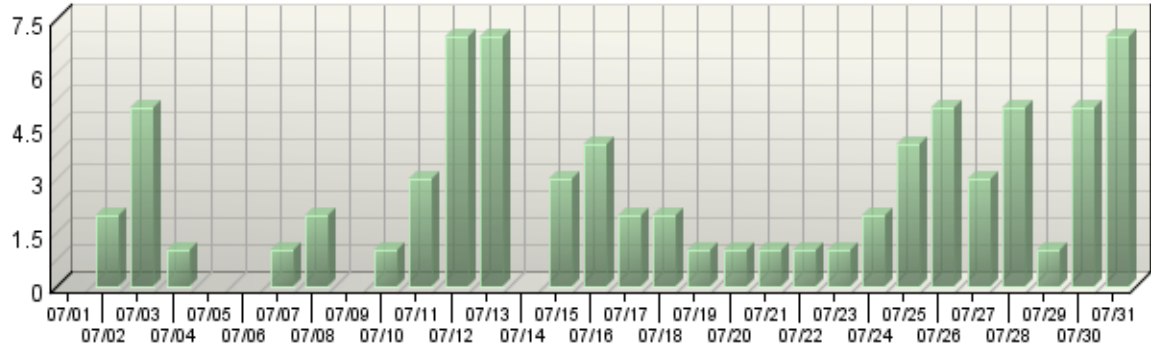
Visitors Trend

Visitors



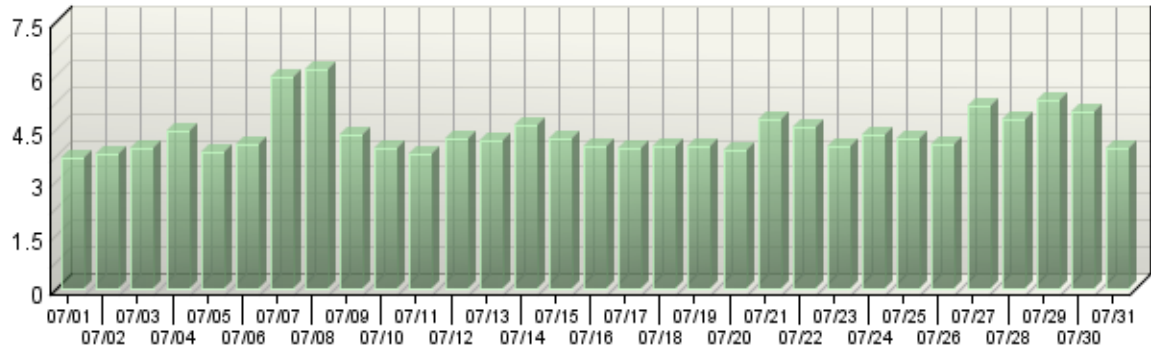
New Visitors Trend

New Visitors

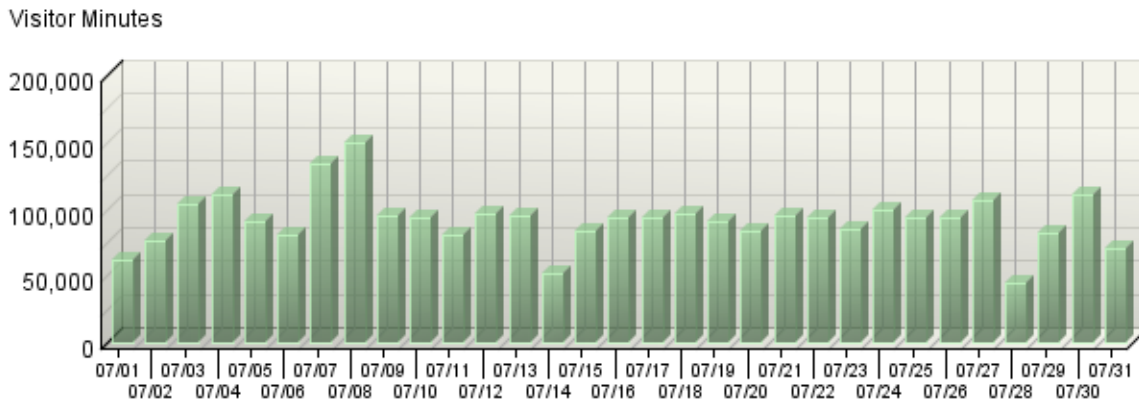


Average Length of Visit Trend

Average Visit Duration



Visitor Minutes Trend



Visitors Trend

Day	Active Visits	Visitors	New Visitors
07/01	16,914	5,072	0
07/02	19,961	7,348	2
07/03	26,361	7,520	5
07/04	24,821	5,913	1
07/05	23,393	7,446	0
07/06	19,666	6,476	0
07/07	22,490	4,997	1
07/08	24,366	5,253	2
07/09	21,891	7,654	0
07/10	23,472	7,760	1
07/11	21,106	7,459	3
07/12	22,810	7,120	7
07/13	23,005	6,752	7
07/14	11,394	3,991	0
07/15	19,838	5,140	3
07/16	23,259	7,550	4
07/17	23,775	7,633	2
07/18	23,979	7,638	2
07/19	22,736	7,454	1
07/20	21,352	6,573	1
07/21	19,879	4,739	1
07/22	20,525	5,032	1
07/23	21,270	7,524	1
07/24	22,888	7,728	2

Day	Active Visits	Visitors	New Visitors
07/25	22,282	7,428	4
07/26	23,111	8,309	5
07/27	20,824	6,688	3
07/28	9,416	4,520	5
07/29	15,361	5,144	1
07/30	22,411	7,693	5
07/31	17,964	7,954	7
Average	21,049	6,629	2
Total	-	-	77

items 1-31 of 31

Visitors Trend

Day	Average Visit Duration	Visitor Minutes
07/01	00:03:41	62,360.43
07/02	00:03:48	76,142.57
07/03	00:03:56	103,718.28
07/04	00:04:26	110,368.35
07/05	00:03:50	89,986.18
07/06	00:04:04	79,987.23
07/07	00:05:55	133,136.88
07/08	00:06:10	150,347.32
07/09	00:04:20	95,040.73
07/10	00:03:57	92,830.5
07/11	00:03:48	80,502.32
07/12	00:04:14	96,843.98
07/13	00:04:08	95,442.82
07/14	00:04:34	52,201.7
07/15	00:04:13	83,707.43
07/16	00:03:59	92,998.78
07/17	00:03:56	93,781.72
07/18	00:03:59	95,792.25
07/19	00:03:59	90,582.08
07/20	00:03:54	83,404.97
07/21	00:04:46	94,947.88
07/22	00:04:33	93,392.13
07/23	00:03:58	84,619.07
07/24	00:04:18	98,758.57
07/25	00:04:11	93,397.42
07/26	00:04:04	94,111.62

Day	Average Visit Duration	Visitor Minutes
07/27	00:05:06	106,443.48
07/28	00:04:44	44,668.75
07/29	00:05:18	81,413.93
07/30	00:04:57	111,112.67
07/31	00:03:57	71,113.77
Average	-	91,392.12
Total	-	2,833,155.82

items 1-31 of 31

Visitors Trend - Help Card



Column Definitions

Time Interval (hour, day, etc.)

A one-year report displays monthly time increments. A one-quarter report displays weekly time increments. A one-month report or a one-week report displays daily time increments. A daily report displays hourly time increments. An hour-long interval marked 12:00, for example, includes all activity between 12:00 and 12:59.

Active Visits

Number of active visits to your web site. If a visit spans multiple time intervals, it is counted in each interval. Every visit from a visitor is counted, even if the same visitor came to your web site multiple times. Also included are zero-length visits. A zero-length visit occurs when all hits for that visit are logged with the exact same time stamp.

Visitors

Number of individuals who visited your site during the report interval. For a daily report, if someone visits more than once, that person is counted only the first time he or she visits. Values of "-" indicate that the detailed data required is not available. This situation occurs when the Top Visitors report has reached its configured limit or when reports for the corresponding period are turned off. For non-daily reports, the visitor measure total is "-" since the same visitor can be counted in multiple intervals.

New Visitors

Number of visitors who had never visited your web site before.

Average Visit Duration

The average amount of time visitors spent at your site within the given time interval. The data is formatted as hh:mm:ss (hours:minutes:seconds). The average visit duration is calculated by dividing the value from the Visitor Minutes column by the value from the Active Visits column.

Visitor Minutes

Number of minutes your web site was viewed, regardless of who was viewing it.



Report Descriptions

Use this page to determine which times your web site is busiest.

Daily averages cut off visits that continue into the next day, whereas weekly averages do not. Therefore, weekly averages may appear a bit longer than daily averages.

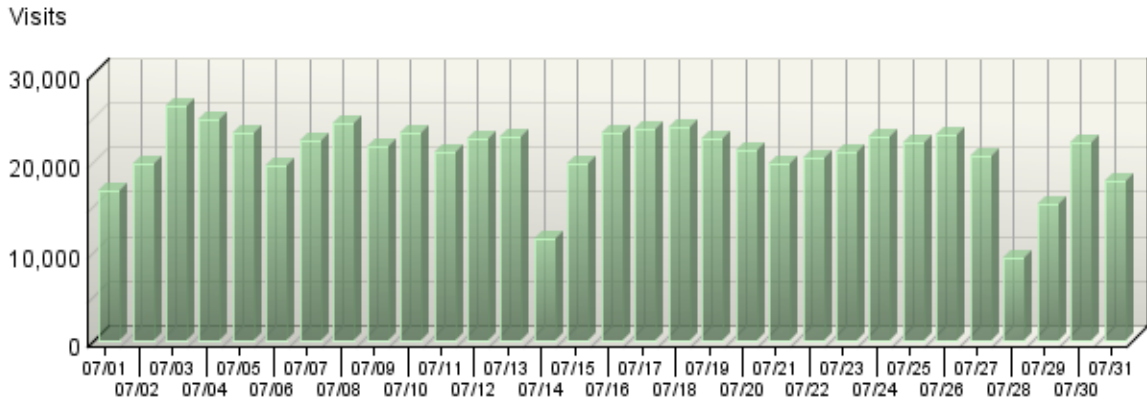
Total - The total for the column. Visits may span more than one time interval and are counted for each hour in this report. We therefore do not provide a total, which would be misleading.

Average - This row gives the average for each column.

Visits Trend

This report shows how the number of visits to your site changes over the course of the report period.

Visits Trend



Visits Trend

Day	Visits	% Visits
07/01	16,914	2.60%
07/02	19,927	3.06%
07/03	26,321	4.04%
07/04	24,763	3.80%
07/05	23,316	3.58%
07/06	19,626	3.02%
07/07	22,430	3.45%
07/08	24,286	3.73%
07/09	21,831	3.35%
07/10	23,407	3.60%
07/11	21,058	3.24%
07/12	22,747	3.49%
07/13	22,941	3.52%
07/14	11,340	1.74%
07/15	19,793	3.04%
07/16	23,213	3.57%
07/17	23,746	3.65%
07/18	23,925	3.68%
07/19	22,690	3.49%

Day	Visits	% Visits
07/20	21,293	3.27%
07/21	19,814	3.04%
07/22	20,468	3.14%
07/23	21,219	3.26%
07/24	22,822	3.51%
07/25	22,218	3.41%
07/26	23,059	3.54%
07/27	20,796	3.19%
07/28	9,348	1.44%
07/29	15,346	2.36%
07/30	22,319	3.43%
07/31	17,937	2.76%
Total	650,913	100.00%

items 1-31 of 31

Visits Trend - Help Card



Column Definitions

Time Interval (hour, day, etc.)

A one-year report displays monthly time increments. A one-quarter report displays weekly time increments. A one-month report or a one-week report displays daily time increments. A daily report displays hourly time increments. An hour-long interval marked 12:00, for example, includes all activity between 12:00 and 12:59.

Visits

Number of visits to your site during the specified time interval. A visit is a series of actions that begins when a visitor views their first page from the server, and ends when the visitor leaves the site or remains idle beyond the idle-time limit. The default idle-time limit is thirty minutes. This time limit can be changed by the system administrator.

%

Percentage of visits to your site during the specified time interval compared with all visits to your site during the report period.



Report Descriptions

Periods of less activity can be considered good times for maintenance and content improvement.

Organizations

If you have enabled the WebTrends GeoTrends Database for this profile, this page will list the most active companies and other organizations visiting your web site.

Organizations

No data is available for this graph.

Organizations

No data is available for this table.

Organizations - Help Card



Column Definitions

Organization

The name of the organization, which could be a company, a government agency, a school, or any other type of organization. This name was determined by either of the following methods:

- The visitor's IP address matched an Intranet Domain configuration within the Admin Console.
- Looking up the visitor's IP address in the WebTrends GeoTrends Database.

Unknown

The organization could not be determined.

Domain Name

The text name (for example, webtrends.com) corresponding to the visitor's IP address. The domain name can be determined from any of the following methods:

- The domain was logged by the web server.
- The IP address matched an Intranet Domain configuration within the Admin Console.
- DNS resolution.

IP addresses that do not resolve to a domain by these methods are categorized as follows:

- Reserved IP Address - The IP address falls within a block of reserved addresses. For example, 192.168.x.x and 10.x.x.x addresses are reserved for private networks.
- Unresolved IP Address - Category for IP addresses that did not resolve to a domain (perhaps because DNS resolution was disabled).

The domain name shown is the second-level domain name, such as webtrends.com. For example, all visitors from sales.webtrends.com, us.sales.webtrends.com, and service.webtrends.com are combined in the statistics for webtrends.com. If the top-level domain name is a country code, then the third-level domain name is shown also (for example, anycompany.com.au).

Visits

Number of visits to your site from this organization. A visit is a series of actions that begins when a visitor views their first page from the server, and ends when the visitor leaves the site or remains idle beyond the idle-time limit. The default idle-time limit is thirty minutes. This time limit can be changed by the system administrator.

Hits

Number of hits to your site from this organization. Each file requested by a visitor registers as a hit. There can be several hits on each page. While the volume of hits reflects the amount of server traffic, it is not an accurate reflection of the number of pages viewed.



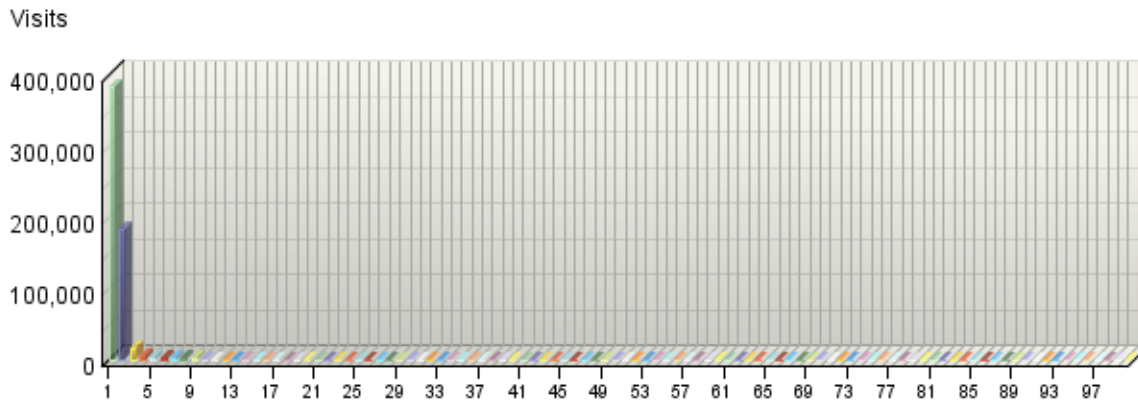
Report Descriptions

Use this information when you are interested in an organization as a whole, such as Webtrends Inc. You can identify the major domain names from each company, such as webtrends.com from WebTrends Inc.

Domain Names

This report lists the domain name that generates the most activity to your web site.

Domain Names



Domain Names

	Domain Name	Visits	% Visits	Hits
1.	Unresolved IP Address	382,688	58.79%	1,002,034
2.	yahoo.net	184,805	28.39%	266,618
3.	inktomisearch.com	16,810	2.58%	25,469
4.	comcast.net	4,514	0.69%	28,453
5.	rr.com	2,859	0.44%	18,859
6.	verizon.net	2,734	0.42%	17,075
7.	aol.com	2,274	0.35%	3,337
8.	live.com	1,845	0.28%	12,073
9.	cox.net	1,443	0.22%	8,315
10.	sbcglobal.net	950	0.15%	4,850
11.	bellsouth.net	903	0.14%	5,471
12.	qwest.net	894	0.14%	4,626
13.	charter.com	833	0.13%	8,399
14.	optonline.net	731	0.11%	4,305
15.	pacbell.net	695	0.11%	3,872
16.	ask.info	650	0.10%	2,968
17.	phx.gbl	582	0.09%	1,771
18.	rima-tde.net	525	0.08%	1,780
19.	singnet.com.sg	487	0.07%	692

	Domain Name	Visits	% Visits	Hits
20.	tm.net.my	455	0.07%	2,681
21.	swbell.net	435	0.07%	2,606
22.	vsnl.net.in	427	0.07%	3,217
23.	twtelecom.net	411	0.06%	1,703
24.	cuill.com	411	0.06%	829
25.	ameritech.net	393	0.06%	1,905
26.	epa.gov	391	0.06%	10,574
27.	asianetcom.net	378	0.06%	422
28.	prod-infinitem.com.mx	369	0.06%	1,902
29.	pldt.net	366	0.06%	1,949
30.	speedy.net.pe	361	0.06%	1,849
31.	dsl.bell.ca	356	0.05%	1,675
32.	122.airtelbroadband.in	341	0.05%	1,923
33.	mindspring.com	336	0.05%	1,889
34.	embarqhsd.net	287	0.04%	1,824
35.	btcentralplus.com	282	0.04%	1,161
36.	163data.com.cn	268	0.04%	1,439
37.	rogers.com	265	0.04%	1,632
38.	insightbb.com	243	0.04%	2,275
39.	bigpond.net.au	238	0.04%	1,358
40.	dip0.t-ipconnect.de	237	0.04%	755
41.	covad.net	236	0.04%	1,302
42.	cantv.net	234	0.04%	1,139
43.	theplanet.com	232	0.04%	599
44.	navy.mil	223	0.03%	622
45.	saix.net	221	0.03%	360
46.	telus.net	210	0.03%	1,228
47.	become.com	208	0.03%	2,344
48.	shawcable.net	206	0.03%	1,128
49.	hinet.net	199	0.03%	955
50.	level3.net	188	0.03%	1,188
51.	atlanta.ga.us	183	0.03%	22,906
52.	army.mil	178	0.03%	925
53.	googlebot.com	176	0.03%	112,342
54.	fti.net	170	0.03%	1,890
55.	sify.net	168	0.03%	936
56.	t-dialin.net	166	0.03%	626
57.	rcn.com	166	0.03%	1,677
58.	exabot.com	165	0.03%	395
59.	alltel.net	164	0.03%	927
60.	mchsi.com	163	0.03%	1,001

	Domain Name	Visits	% Visits	Hits
61.	af.mil	163	0.03%	648
62.	bio2006.gc.ca	151	0.02%	215
63.	direcpc.com	150	0.02%	796
64.	lycos.com	148	0.02%	227
65.	optusnet.com.au	146	0.02%	800
66.	yahoo.com	144	0.02%	251
67.	mtnl.net.in	144	0.02%	780
68.	algx.net	139	0.02%	458
69.	ntl.com	139	0.02%	812
70.	maxonline.com.sg	135	0.02%	785
71.	telkom.net.id	134	0.02%	944
72.	amazonaws.com	133	0.02%	3,972
73.	suddenlink.net	132	0.02%	639
74.	centurytel.net	130	0.02%	868
75.	abo.wanadoo.fr	127	0.02%	808
76.	alexa.com	126	0.02%	715
77.	entireweb.com	122	0.02%	486
78.	telecom.net.ar	120	0.02%	608
79.	outboundrequest.com	120	0.02%	184
80.	asianet.co.th	118	0.02%	402
81.	frontiernet.net	118	0.02%	695
82.	ttnet.net.tr	117	0.02%	603
83.	ca.gov.mo	117	0.02%	151
84.	ask.com	113	0.02%	9,752
85.	washington.edu	112	0.02%	616
86.	comcastbusiness.net	110	0.02%	1,048
87.	uiuc.edu	105	0.02%	624
88.	noaa.gov	101	0.02%	625
89.	google.com	100	0.02%	130
90.	ncsu.edu	96	0.01%	642
91.	snet.net	91	0.01%	401
92.	incopromedia.com	90	0.01%	90
93.	spscdns.net	90	0.01%	1,441
94.	etb.net.co	89	0.01%	452
95.	tamu.edu	88	0.01%	682
96.	ca.gov	87	0.01%	370
97.	veloxzone.com.br	87	0.01%	268
98.	freewebz.com	86	0.01%	226
99.	speakeasy.net	86	0.01%	333
100.	xo.net	85	0.01%	574
Subtotal for rows: 1 - 100		623,017	95.71%	1,656,146

Domain Name	Visits	% Visits	Hits
Other	27,896	4.29%	173,396
Total	650,913	100.00%	1,829,542

items 1-100 of 2000

Domain Names - Help Card



Column Definitions

Domain Name

The text name (for example, webtrends.com) corresponding to the visitor's IP address. The domain name can be determined from any of the following methods:

- The domain was logged by the web server.
- The IP address matched an Intranet Domain configuration within the Admin Console.
- DNS resolution.

IP addresses that do not resolve to a domain by these methods are categorized as follows:

- Reserved IP Address - The IP address falls within a block of reserved addresses. For example, 192.168.x.x and 10.x.x.x addresses are reserved for private networks.
- Unresolved IP Address - Category for IP addresses that did not resolve to a domain (perhaps because DNS resolution was disabled).

The domain name shown is the second-level domain name, such as webtrends.com. For example, all visitors from sales.webtrends.com, us.sales.webtrends.com, and service.webtrends.com are combined in the statistics for webtrends.com. If the top-level domain name is a country code, then the third-level domain name is shown also (for example, anycompany.com.au).

Visits

Number of visits to your site from this domain name. A visit is a series of actions that begins when a visitor views their first page from the server, and ends when the visitor leaves the site or remains idle beyond the idle-time limit. The default idle-time limit is thirty minutes. This time limit can be changed by the system administrator.

Hits

Number of hits to your site from this domain name. Each file requested by a visitor registers as a hit. There can be several hits on each page. While the volume of hits reflects the amount of server traffic, it is not an accurate reflection of the number of pages viewed.



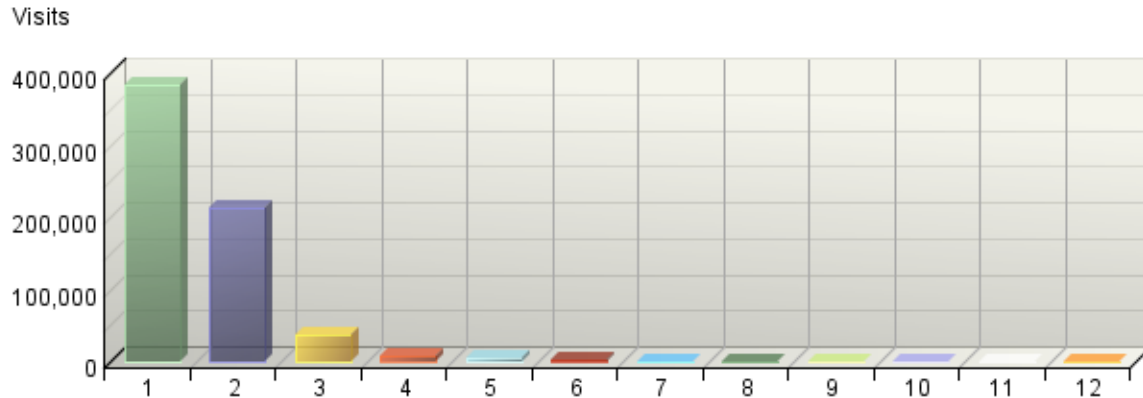
Report Descriptions

Use this information when you are interested in high-level domain names of visitors generating the most activity to your web site.

Top-Level Domain Types

This report provides a breakdown of top-level domain types.

Top-Level Domain Types



Top-Level Domain Types

Top-Level Domain Types	Visits	% Visits	Hits
Unresolved IP Address	382,691	58.79%	1,002,037
Network	212,120	32.59%	419,568
Commercial	38,390	5.90%	262,300
Unknown	7,977	1.23%	66,479
Education	5,531	0.85%	46,106
Government	1,873	0.29%	20,194
Organization	890	0.14%	6,638
Military	695	0.11%	2,743
Informational	665	0.10%	3,086
ARPANET	48	0.01%	217
International	24	0.00%	111
Business	9	0.00%	63
Total	650,913	100.00%	1,829,542

items 1-12 of 12

Top-Level Domain Types - Help Card



Column Definitions

Reserved IP Address

The IP address falls within a block of reserved addresses. For example, 192.168.x.x and 10.x.x.x addresses are reserved for private networks.

Unresolved IP Address

Category for IP addresses that did not resolve to a domain (perhaps because DNS resolution was disabled).

Unknown

The domain suffix did not match any of the top-level domain categories.

Top-Level Domain

The suffix of a domain name. A top-level domain can be based on the type of organization (.com, .edu, .museum, .name, etc) or it can be a country code (.uk, .de, .jp, .us, etc.). The top-level domain can be used to identify the type of web site. The following is a partial list of how this report categorizes top-level domains:

- ARPANET: .arpa
- Commercial: .com .co .com.[country code] .co.[country code] .firm.co .firm.ve .ltd.uk .info .biz
- Education: .edu .edu.[country-code] .ed.[country code] .ac.[country code] .school.[country code] .k12.[country code] .re.kr .sch.uk .edunet.tn
- International: .int .int.co .int.ve .intl.tn
- Government: .gov .gov.[country code] .gove.[country code] .go.[country code]
- Military: .mil .mil.[country code]
- Network: .net .ad.jp .ne.kr .net.[country code]
- Organization: .org .or .org.[country code] .or.[country code]
- Personal: .name

Visits

Number of visits to your site from the specified top-level domain. A visit is a series of actions that begins when a visitor views their first page from the server, and ends when the visitor leaves the site or remains idle beyond the idle-time limit. The default idle-time limit is thirty minutes. This time limit can be changed by the system administrator.

Hits

Number of hits to your site from the specified top-level domain. Each file requested by a visitor registers as a hit. There can be several hits on each page. While the volume of hits reflects the amount of server traffic, it is not an accurate reflection of the number of pages viewed.



Report Descriptions

Consider which types of organizations are interested in your site, and consider how you can interest other types of organizations.

Note: This information can be displayed only if reverse DNS lookups have been performed. Even when DNS lookups are performed, some IP addresses cannot be resolved to a domain name.

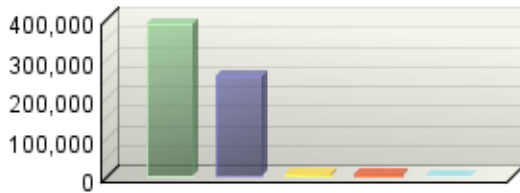
Total - This represents the total visits or hits where there was sufficient information to identify the top-level domain. This number may be less than the total activity overall.

Geography Dashboard

This page contains key graphs and tables that provide an overview of this chapter. When viewing through the on-demand interface, you can click on the title of a graph or table to navigate to the corresponding page.

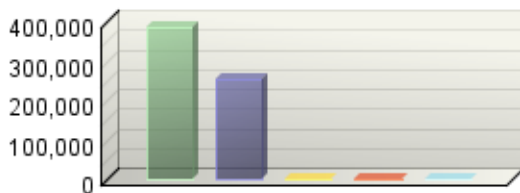
Regions

Visits



Countries

Visits



North American States and Provinces

No data is available for this graph.

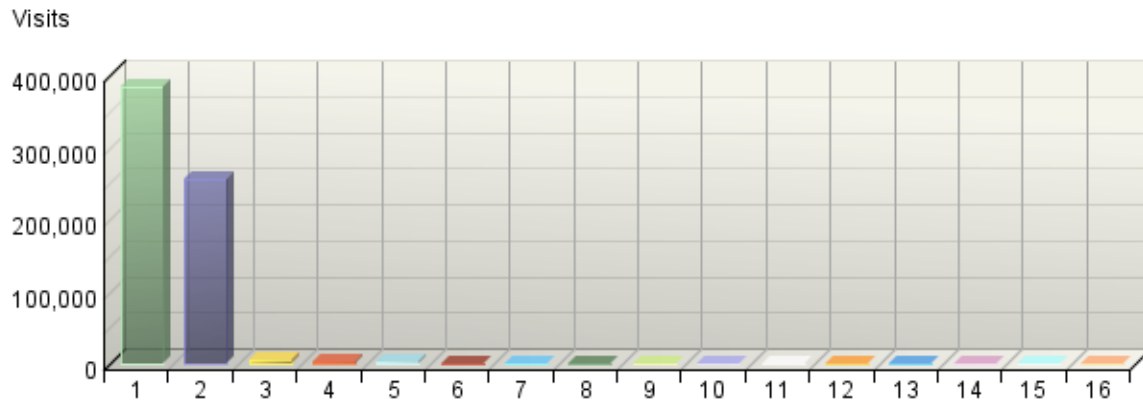
Cities

No data is available for this graph.

Regions

This report identifies the top geographic regions of the visitors to your site.

Regions



Regions

Regions	Visits	% Visits
1. Unspecified Region	384,049	59.00%
2. North America	254,809	39.15%
3. Asia	4,533	0.70%
4. Western Europe	2,950	0.45%
5. South America	1,569	0.24%
6. Australia	931	0.14%
7. Eastern Europe	759	0.12%
8. Middle East	412	0.06%
9. Northern Europe	271	0.04%
10. Pacific Islands	201	0.03%
11. Southern Africa	116	0.02%
12. Caribbean Islands	105	0.02%
13. Northern Africa	72	0.01%
14. Central America	67	0.01%
15. Eastern Africa	36	0.01%
16. Western Africa	33	0.01%
Total	650,913	100.00%

items 1-16 of 16

Regions - Help Card



Column Definitions

Regions

The geographic part of the world where visitors to your web site are located. "Unspecified Region" represents visitors whose geographic region could not be determined. "Unknown Region" represents visitors whose country has been determined but not identified with a specific region. If the WebTrends GeoTrends Database is turned on for this profile, the region is determined by looking up the visitor's IP address in this database. If GeoTrends is not enabled, the region will be determined from the domain name.

Visits

Number of visits from this geographic region. A visit is a series of actions that begins when a visitor views their first page from the server, and ends when the visitor leaves the site or remains idle beyond the idle-time limit. The default idle-time limit is thirty minutes. This time limit can be changed by the system administrator.

%

Percentage of total visits that were from this geographic region.



Report Descriptions

This information can help you meet the needs of your target audience as well as discover new audiences. Consider how you can make the content comprehensive and relevant to an international audience.

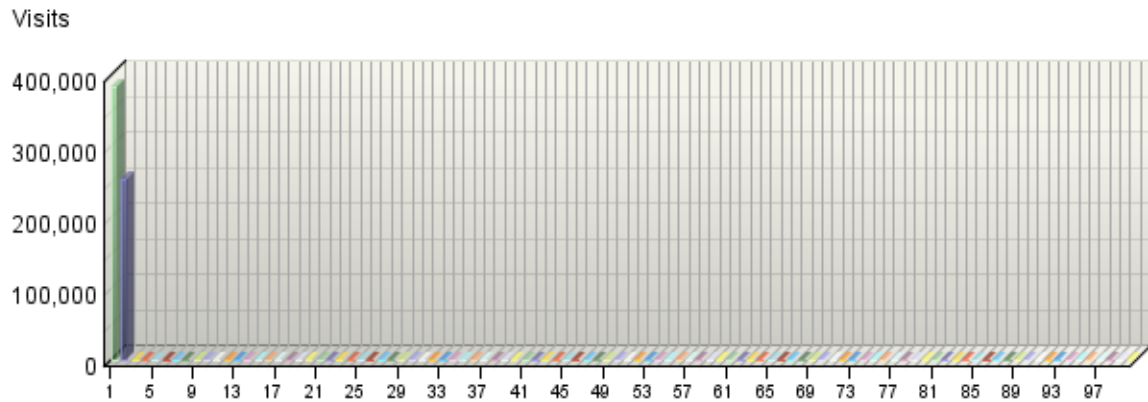
Values for "Unspecified Region" represent visitors whose geographic region cannot be determined. Values for "Unknown Region" represent visitors whose country can be determined but whose country is not associated with a specific region. Values for "Unknown States" or "Unknown Cities" represent hits for which the IP address does not match an entry in GeoTrends database. This is the case for countries that do not have states or simply entries for which this information was not provided in the GeoTrends database.

Note: Use this information carefully because it is based on Internet registration, and may not always be an accurate identifier of the visitor's actual location.

Countries

This report identifies the top countries of the visitors to your site.

Countries



Countries

	Countries	Visits	% Visits
1.	Unknown Country	384,049	59.00%
2.	United States (US)	253,165	38.89%
3.	India (IN)	1,177	0.18%
4.	Canada (CA)	1,094	0.17%
5.	Australia (AU)	931	0.14%
6.	Germany (DE)	742	0.11%
7.	Singapore (SG)	704	0.11%
8.	United Kingdom (UK)	618	0.09%
9.	Malaysia (MY)	602	0.09%
10.	Mexico (MX)	550	0.08%
11.	Japan (JP)	527	0.08%
12.	Peru (PE)	380	0.06%
13.	Brazil (BR)	374	0.06%
14.	Italy (IT)	359	0.06%
15.	Argentina (AR)	318	0.05%
16.	China (CN)	283	0.04%
17.	Netherlands (NL)	256	0.04%
18.	France (FR)	248	0.04%
19.	Thailand (TH)	246	0.04%


	Countries	Visits	% Visits
20.	Colombia (CO)	238	0.04%
21.	Poland (PL)	199	0.03%
22.	Indonesia (ID)	182	0.03%
23.	New Zealand (NZ)	165	0.03%
24.	Pakistan (PK)	161	0.02%
25.	Philippines (PH)	157	0.02%
26.	Turkey (TR)	153	0.02%
27.	Spain (ES)	143	0.02%
28.	Belgium (BE)	132	0.02%
29.	Switzerland (CH)	131	0.02%
30.	Chile (CL)	121	0.02%
31.	Greece (GR)	118	0.02%
32.	Macau (MO)	117	0.02%
33.	Israel (IL)	114	0.02%
34.	Russian Federation (RU)	113	0.02%
35.	Sweden (SE)	100	0.02%
36.	Taiwan (TW)	98	0.02%
37.	Portugal (PT)	93	0.01%
38.	Romania (RO)	86	0.01%
39.	South Africa (ZA)	83	0.01%
40.	Czech Republic (CZ)	78	0.01%
41.	Denmark (DK)	73	0.01%
42.	Hungary (HU)	65	0.01%
43.	Korea (South) (KR)	57	0.01%
44.	United Arab Emirates (AE)	55	0.01%
45.	Austria (AT)	53	0.01%
46.	Viet Nam (VN)	53	0.01%
47.	Egypt (EG)	52	0.01%
48.	Dominican Republic (DO)	49	0.01%
49.	Ecuador (EC)	45	0.01%
50.	Norway (NO)	45	0.01%
51.	Ireland (IE)	44	0.01%
52.	Finland (FI)	42	0.01%
53.	Hong Kong (HK)	39	0.01%
54.	Croatia (Hrvatska) (HR)	39	0.01%
55.	Saudi Arabia (SA)	39	0.01%
56.	Sri Lanka (LK)	35	0.01%
57.	Trinidad and Tobago (TT)	34	0.01%
58.	Venezuela (VE)	33	0.01%
59.	Bulgaria (BG)	27	0.00%
60.	Yugoslavia (YU)	27	0.00%

	Countries	Visits	% Visits
61.	Slovak Republic (SK)	26	0.00%
62.	Guatemala (GT)	25	0.00%
63.	Myanmar (MM)	25	0.00%
64.	Fiji (FJ)	24	0.00%
65.	Nepal (NP)	24	0.00%
66.	Uruguay (UY)	24	0.00%
67.	Ghana (GH)	21	0.00%
68.	Bolivia (BO)	21	0.00%
69.	Morocco (MA)	19	0.00%
70.	Costa Rica (CR)	19	0.00%
71.	Lithuania (LT)	18	0.00%
72.	Moldova (MD)	18	0.00%
73.	Ukraine (UA)	17	0.00%
74.	Zimbabwe (ZW)	16	0.00%
75.	Estonia (EE)	14	0.00%
76.	Lebanon (LB)	13	0.00%
77.	Latvia (LV)	13	0.00%
78.	Kenya (KE)	13	0.00%
79.	Nicaragua (NI)	12	0.00%
80.	Slovenia (SI)	11	0.00%
81.	Bhutan (BT)	11	0.00%
82.	Iran (IR)	10	0.00%
83.	Syria (SY)	10	0.00%
84.	Paraguay (PY)	9	0.00%
85.	Mauritius (MU)	9	0.00%
86.	Cote D'Ivoire (Ivory Coast) (CI)	9	0.00%
87.	Honduras (HN)	8	0.00%
88.	Cambodia (KH)	8	0.00%
89.	Tanzania (TZ)	8	0.00%
90.	Iceland (IS)	8	0.00%
91.	Qatar (QA)	7	0.00%
92.	Luxembourg (LU)	7	0.00%
93.	Georgia (GE)	7	0.00%
94.	Botswana (BW)	6	0.00%
95.	Virgin Islands (U.S.) (VI)	6	0.00%
96.	Guyana (GY)	6	0.00%
97.	Malawi (MW)	5	0.00%
98.	Jordan (JO)	5	0.00%
99.	Belarus (BY)	5	0.00%
100.	Maldives (MV)	5	0.00%
Subtotal for rows: 1 - 100		650,833	99.99%

Countries	Visits	% Visits
Other	80	0.01%
Total	650,913	100.00%

items 1-100 of 141

Countries - Help Card



Column Definitions

Countries

If the WebTrends GeoTrends Database is turned on for this profile, the country is determined by looking up the visitor's IP address in this database. If GeoTrends is not enabled, the country will be determined from the domain name.

Visits


Number of visits from the specified country. A visit is a series of actions that begins when a visitor views their first page from the server, and ends when the visitor leaves the site or remains idle beyond the idle-time limit. The default idle-time limit is thirty minutes. This time limit can be changed by the system administrator.

%

Percentage of total visits from the specified country.

Unknown Country

The country associated with the visitor's domain name could not be determined.



Report Descriptions

This information can help you meet the needs of your target audience as well as discover new audiences. Consider how you can make the content comprehensive and relevant to an international audience.

Note: Use this information carefully because it is based on Internet registration, and may not always be an accurate identifier of the visitor's actual location.

North American States and Provinces

If you have enabled the WebTrends GeoTrends Database for this profile, this page will list the states and provinces of North America with your most active visitors.

North American States and Provinces

No data is available for this graph.

North American States and Provinces

No data is available for this table.

North American States and Provinces - Help Card



Column Definitions

States and Provinces

If the WebTrends GeoTrends Database is turned on for this profile, the location is determined by looking up the visitor's IP address in this database.

Visits

Number of visits from this state or province. A visit is a series of actions that begins when a visitor views their first page from the server, and ends when the visitor leaves the site or remains idle beyond the idle-time limit. The default idle-time limit is thirty minutes. This time limit can be changed by the system administrator.

%

Percentage of total visits from this state or province.



Report Descriptions

This information can help you meet the needs of your target audience as well as discover new audiences. Consider how you can make the content comprehensive and relevant to an international audience.

Note: Use this information carefully, because it is based on Internet registration and may not always be an accurate identifier of the visitor's actual location.

Cities

If you have enabled the WebTrends GeoTrends Database for this profile, this page will list the cities with your most active visitors.

Cities

No data is available for this graph.

Cities

No data is available for this table.

Cities - Help Card



Column Definitions

City

If the WebTrends GeoTrends Database is turned on for this profile, the location is determined by looking up the visitor's IP address in this database.

Visits

Number of visits from this city. A visit is a series of actions that begins when a visitor views their first page from the server, and ends when the visitor leaves the site or remains idle beyond the idle-time limit. The default idle-time limit is thirty minutes. This time limit can be changed by the system administrator.

%

Percentage of total visits from this city.



Report Descriptions

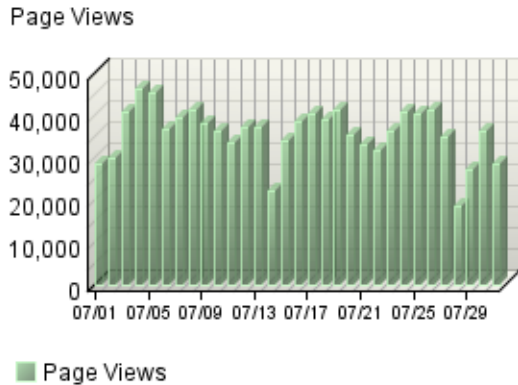
This information can help you meet the needs of your target audience as well as discover new audiences. Consider how you can make the content comprehensive and relevant to an international audience.

Note: Use this information carefully because it is based on Internet registration, and may not always be an accurate identifier of the visitor's actual location.

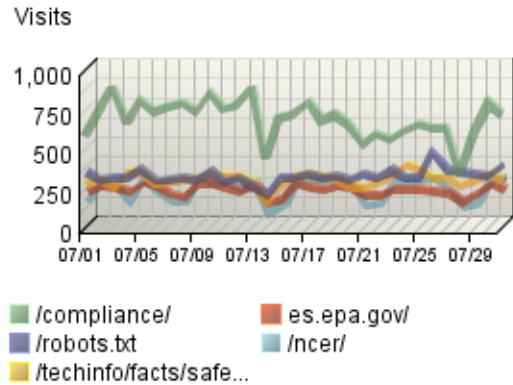
Pages Dashboard

This displays key graphs and tables that provide an overview of the Pages chapter. When viewing through the on-demand interface, you can click on the title of a graph or table to navigate to the corresponding page.

Page Views Trend



Pages Trend



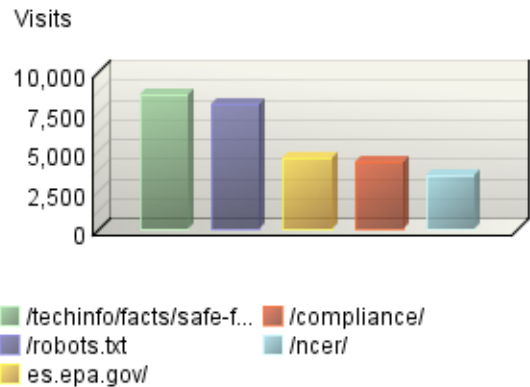
Content Groups

No data is available for this graph.

Page View Summary

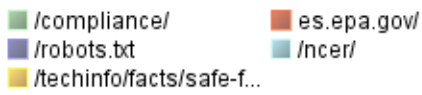
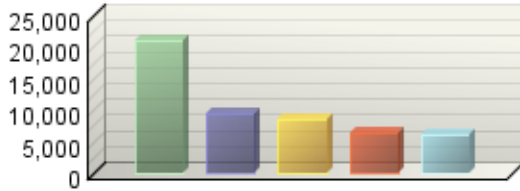
Page Views	1,112,644
Average per Day	35,891
Average Page Views per Visit	1.71

Entry Pages



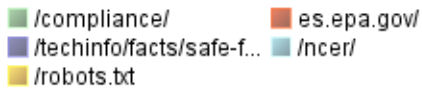
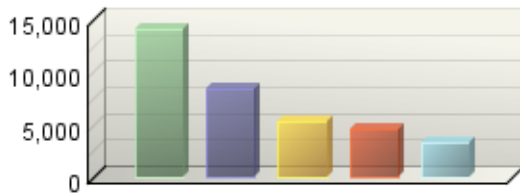
Pages

Visits



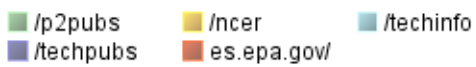
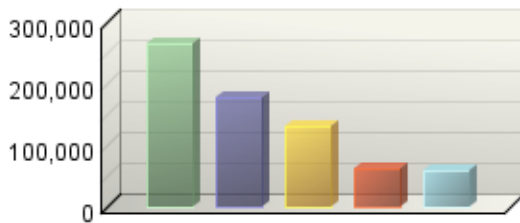
Exit Pages

Visits



Directories

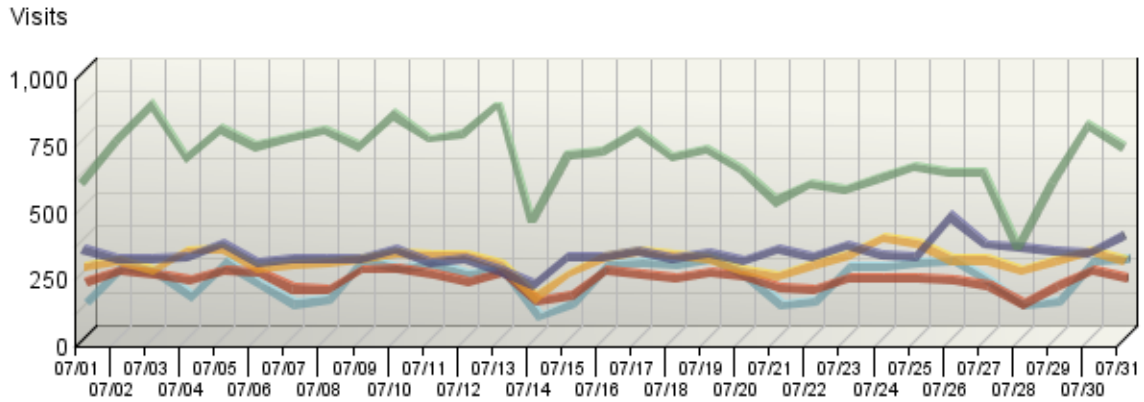
Visits



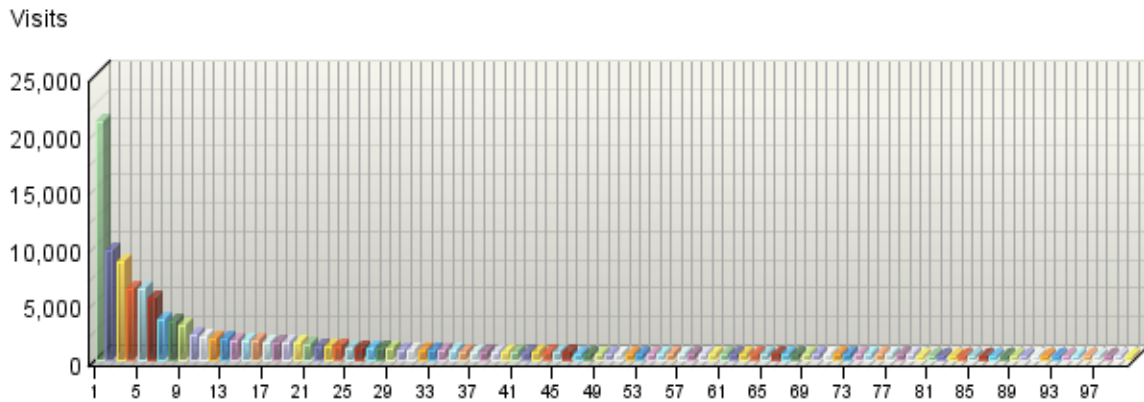
Pages

This identifies the most popular web pages on your site and shows you the number of visits for each, and displays the average length of time the page was viewed.

Pages Trend



Pages



Pages

	Pages	Visits	Views	Average Time Viewed
■ 1.	EPA-Compliance and Enforcement http://es.epa.gov/compliance/	21,019	26,169	00:05:07
■ 2.	http://es.epa.gov/robots.txt	9,586	15,523	00:04:50

	Pages	Visits	Views	Average Time Viewed
3.	Fact Sheet: Safe Substitutes at Home: Non-toxic Household Products http://es.epa.gov/techinfo/facts/safe-fs.html	8,683	8,961	00:05:44
4.	Enviro\$en\$e - Common Sense Solutions to Environmental Problems http://es.epa.gov/	6,269	26,880	00:06:16
5.	National Center for Environmental Research (NCER) ORD US EPA http://es.epa.gov/ncer/	6,186	9,327	00:02:04
6.	Funding Opportunities NCER ORD US EPA http://es.epa.gov/ncer/rfa/	5,332	6,202	00:01:56
7.	FALL 2008 EPA Science to Achieve Results (STAR) Fellowships for Graduate Environmental Study Funding Opportunities NCER US EPA http://es.epa.gov/ncer/rfa/2008/2008_star_fellow.html	3,504	3,843	00:03:58
8.	STAR Fellowships NCER US EPA http://es.epa.gov/ncer/fellow/	3,355	4,136	00:01:30
9.	EPA: ORD: NCER: Small Business Innovation Research http://es.epa.gov/ncer/sbir/	2,982	4,327	00:01:39
10.	EPA: ORD: NCER: STAR Grants and Cooperative Agreements http://es.epa.gov/ncer/grants/	2,113	2,399	00:01:53
11.	Ecology and Oceanography of Harmful Algal Blooms Funding Opportunities NCER US EPA http://es.epa.gov/ncer/rfa/2008/2008_star_ecohab.html	1,967	2,108	00:05:02
12.	http://es.epa.gov/search97cgi/s97_cgi/	1,942	6,279	00:00:36
13.	http://es.epa.gov/search97cgi/s97_cgi	1,890	7,922	00:02:22
14.	Nanotechnology Research Grants Investigating Fate, Transport, Transformation, And Exposure Of Engineered Nanomaterials: A Joint Research Solicitation Funding Opportunities NCER US EPA http://es.epa.gov/ncer/rfa/2007/2007_star_nanotech.html	1,736	1,905	00:04:16
15.	http://es.epa.gov/ncerqa/	1,709	2,012	00:00:24
16.	Calendar Events NCER ORD US EPA http://es.epa.gov/ncer/events/	1,673	2,154	00:02:12
17.	P3 NCER ORD US EPA http://es.epa.gov/ncer/p3/	1,595	2,150	00:01:51
18.	EPA: Nanotechnology http://es.epa.gov/ncer/nano/	1,565	2,210	00:01:43

	Pages	Visits	Views	Average Time Viewed
19.	STAR Grant Forms and Instructions Funding Opportunities NCER ORD US EPA http://es.epa.gov/ncer/rfa/forms/	1,505	2,047	00:02:54
20.	EMBOTELLADORA DE BEBIDAS GASEOSAS http://es.epa.gov/cooperative/other/andean/gaseoweb.html	1,457	1,557	00:05:06
21.	http://es.epa.gov/oeca/sector/	1,304	1,430	00:04:12
22.	FORME DE LA VISITA A UNA PLANTA INDUSTRIAL DE ELABORACION DE PRODUCTOS LACTEOS EN http://es.epa.gov/cooperative/other/andean/lechweb.html	1,220	1,292	00:03:57
23.	Petroleum Refining Industry http://es.epa.gov/cooperative/topics/petroleum.html	1,216	1,304	00:02:33
24.	EPA: ORD: NCER: Funding Opportunities: Fall 2007 EPA Science to Achieve Results (STAR) Fellowships for Graduate Environmental Study http://es.epa.gov/ncer/rfa/2007/2007_star_fellow.html	1,190	1,235	00:02:50
25.	Nat'l.Office Paper Recycling Project's Office Paper Recycling Guide http://es.epa.gov/techinfo/facts/recypapr.html	1,089	1,128	00:05:27
26.	EnviroSen\$e Comments http://es.epa.gov/comments.html	1,048	1,254	00:03:49
27.	P2 Products and Services - Search Page http://es.epa.gov/vendors/	1,041	1,317	00:02:42
28.	EPA: ORD: NCER: Funding Opportunities: Fall 2007 EPA Greater Research Opportunities (GRO) Fellowships for Graduate Environmental Study http://es.epa.gov/ncer/rfa/2007/2007_star_gro_grad.html	1,006	1,077	00:06:35
29.	Development of Environmental Health Outcome Indicators Funding Opportunities NCER US EPA http://es.epa.gov/ncer/rfa/2007/2007_star_health_indicators.html	1,005	1,063	00:04:01
30.	Printing Industry http://es.epa.gov/cooperative/topics/printing.html	905	942	00:02:58
31.	Environmental Protection Agency: National Center For Environmental Research: STAR/GRO Graduate Fellowship FAQs http://es.epa.gov/ncer/guidance/faqs/faq_gro_grad.html	844	927	00:06:32

	Pages	Visits	Views	Average Time Viewed
32.	Solvent Substitution Data Systems http://es.epa.gov/ssds/ssds.html	800	1,074	00:01:34
33.	State and Local Government/Business Assistance Cooperative http://es.epa.gov/cooperative/stateandlocal/	788	1,149	00:00:49
34.	Innovative Approaches to Particulate Matter Health, Composition, and Source Questions Funding Opportunities NCER US EPA http://es.epa.gov/ncer/rfa/2007/2007_star_part_matter.html	786	852	00:04:12
35.	EPA: ORD: NCER: Funding Opportunities http://es.epa.gov/ncer/rfa/2007/2007_sbir_phase1.html	782	810	00:04:14
36.	http://es.epa.gov/ncerqa/sbir/	754	807	00:01:19
37.	ISO 14000/Industry Standards http://es.epa.gov/cooperative/topics/iso14000.html	748	787	00:03:49
38.	Fact Sheet: Disposal of Alkaline Batteries http://es.epa.gov/techinfo/facts/pro-act5.html	723	738	00:04:50
39.	http://es.epa.gov/oeca/	697	742	00:01:04
40.	Enviro\$en\$e Search http://es.epa.gov/search.html	696	752	00:01:49
41.	http://es.epa.gov/ncerqa/rfa/	672	711	00:00:59
42.	Fact Sheet: Emergency Planning and Community Right-to-Know Act of 1986 (EPCRA) http://es.epa.gov/techinfo/facts/pro-act6.html	640	694	00:04:29
43.	International Cleaner Production Cooperative http://es.epa.gov/cooperative/international/	639	931	00:01:13
44.	Disposal of Fluorescent Light Tubes, High Intensity Discharge Lamps and Fluorescent Lamp Ballasts http://es.epa.gov/techinfo/facts/pro-fs2.html	635	647	00:05:09
45.	Detection and Monitoring of Engineered Nanomaterials Funding Opportunities NCER US EPA http://es.epa.gov/ncer/rfa/2007/2007_gro_nano.html	616	649	00:03:31
46.	EPA: ORD: NCER: Guidance & FAQs http://es.epa.gov/ncer/guidance/	593	725	00:01:57
47.	EPA: ORD: NCER: Other Programs: EPSCoR http://es.epa.gov/ncer/other/	586	654	00:02:04
48.	Integrated Solvent Substitution Data System (ISSDS) http://es.epa.gov/issds/	575	761	00:02:13

	Pages	Visits	Views	Average Time Viewed
49.	EPA: ORD: NCER: Guidance & FAQs: Frequently Asked Questions http://es.epa.gov/ncer/guidance/faqs.html	552	578	00:01:11
50.	P2 Fact Sheets http://es.epa.gov/techinfo/facts/facts.html	551	566	00:02:11
51.	EMBOTELLADORA LA CASCADA http://es.epa.gov/cooperative/other/andean/cascada.html	548	559	00:04:40
52.	Headlines: State and Local Business Assistance http://es.epa.gov/cooperative/stateandlocal/headlines.html	546	552	00:01:50
53.	Development and Evaluation of Innovative Approaches for the Quantitative Assessment of Pathogens and Cyanobacteria and Their Toxins in Drinking Water Funding Opportunities NCER US EPA http://es.epa.gov/ncer/rfa/2007/2007_star_drinkingwater.html	538	593	00:03:24
54.	Ecological Impacts from the Interactions of Climate Change, Land Use Change and Invasive Species: A Joint Research Solicitation Funding Opportunities NCER US EPA http://es.epa.gov/ncer/rfa/2007/2007_star_ecoimpacts.html	538	560	00:03:08
55.	State and Local Cooperative Sector Topics http://es.epa.gov/cooperative/stateandlocal/indtopiclist.html	528	533	00:00:35
56.	EPA: ORD: NCER: Collaborative Science and Technology Network for Sustainability (CNS) http://es.epa.gov/ncer/cns/	517	673	00:01:51
57.	State and Local Government/Business Assistance Cooperative http://es.epa.gov/cooperative/stateandlocal/banner.html	517	523	00:00:27
58.	Metal Finishing/Electroplating Industry http://es.epa.gov/cooperative/topics/metalfin.html	515	536	00:03:59
59.	http://es.epa.gov/cooperative/	499	648	00:01:41
60.	EPA: ORD: NCER: Funding Opportunities http://es.epa.gov/ncer/rfa/2006/2006_star_fellow.html	497	552	00:09:16
61.	EPA: ORD: NCER: Research Results http://es.epa.gov/ncer/results/	489	531	00:02:12
62.	EPA: ORD: NCER: About NCER http://es.epa.gov/ncer/about/	489	557	00:02:07

	Pages	Visits	Views	Average Time Viewed
63.	INFORME DE LA VISITA A LA PLANTA INDUSTRIAL INDUSTRIAS ALIMENTICIA INAL S.A.DEL http://es.epa.gov/cooperative/other/andean/inal.html	484	503	00:03:50
64.	EPA: ORD: NCER: Funding Opportunities http://es.epa.gov/ncer/rfa/2007/2007_p3_4thannual.html	483	523	00:03:29
65.	EPA: ORD: NCER: Publications & Proceedings http://es.epa.gov/ncer/publications/	482	553	00:02:07
66.	U.S.Federal Agency P2 and Compliance Assistance Cooperative http://es.epa.gov/cooperative/federal/	481	705	00:00:54
67.	EPA Project Summary: Waste Reduction Evaluation of Soy-based Ink at Sheet-fed Offset Printer http://es.epa.gov/techinfo/specific/proj-sum.html	470	494	00:05:23
68.	EPA: National Center For Environmental Research http://es.epa.gov/ncer/science/	470	526	00:02:05
69.	EPA: ORD: NCER: Funding Opportunities http://es.epa.gov/ncer/rfa/2006/2006_gro_fellow.html	467	472	00:06:19
70.	EPA: Nanotechnology: Research Projects http://es.epa.gov/ncer/nano/research/	456	536	00:02:02
71.	LA LINEA DE PROCESAMIENTO DE PALMITO DE UNA PLANTA INDUSTRIAL DE ENVASADO Y http://es.epa.gov/cooperative/other/andean/vegetweb.html	452	490	00:04:05
72.	Water Conservation in the Food Processing Industry in South American Countries http://es.epa.gov/cooperative/other/andean/	447	474	00:02:52
73.	Contacts /Resources /Vendors http://es.epa.gov/contacts.html	439	500	00:01:20
74.	http://es.epa.gov/oeca/ag/	435	453	00:01:01
75.	Research Program Biodiversity & Human Health NCER US EPA http://es.epa.gov/ncer/biodiversity/	435	542	00:02:08
76.	EPA: ORD: NCER: Funding Opportunities: Fall 2007 EPA Greater Research Opportunities (GRO) Fellowships for Undergraduate Environmental Study http://es.epa.gov/ncer/rfa/2007/2007_star_gro_undergrad.html	435	448	00:03:26
77.	Fact Sheet On Asbestos Handling, Transport and Disposal http://es.epa.gov/techinfo/facts/asbst-fs.html	432	445	00:05:58

	Pages	Visits	Views	Average Time Viewed
78.	EPA: ORD: NCER: Grants: Recipients List http://es.epa.gov/ncer/grants/recipients_index.html	428	457	00:03:43
79.	EPA: Nanotechnology: Science & Technology http://es.epa.gov/ncer/nano/publications/	427	461	00:02:42
80.	http://es.epa.gov/oeca/oceft/	418	434	00:00:25
81.	Pollution Prevention Tips: Waste Reduction Options: Automobile Salvage Yards http://es.epa.gov/techinfo/facts/nc/tips6.html	415	433	00:05:48
82.	Interpretation of Biomarkers Using Physiologically Based Pharmacokinetic Modeling Funding Opportunities NCER US EPA http://es.epa.gov/ncer/rfa/2007/2007_star_biomarkers.html	414	437	00:02:31
83.	STAA NCER ORD US EPA http://es.epa.gov/ncer/staa/	397	480	00:02:05
84.	Environmental Protection Agency http://es.epa.gov/ncer/rfa/archive/grants/	395	453	00:00:59
85.	Cogeneration Of Steam And Electric Power: P2 Opportunities And Options http://es.epa.gov/techinfo/facts/cogenem.html	394	405	00:05:28
86.	About P3 P3 NCER ORD US EPA http://es.epa.gov/ncer/p3/fact_sheet.html	392	412	00:02:08
87.	Environmental Protection Agency http://es.epa.gov/ncer/fellow/recipients/star_fellow06.html	391	407	00:02:19
88.	http://es.epa.gov/oeca/main/ej/nejac/	390	419	00:01:20
89.	EPA: Nanotechnology: Basic Information http://es.epa.gov/ncer/nano/questions/	381	419	00:03:42
90.	EnviroSen\$e Project Description http://es.epa.gov/describe.html	380	442	00:02:02
91.	EPA: Nanotechnology http://es.epa.gov/ncer/nano/factsheet/	377	402	00:02:19
92.	Environmental Protection Agency http://es.epa.gov/ncer/science/pm/	376	451	00:03:17
93.	U.S.Federal Agency P2 and Compliance Assistance Cooperative Sector Topics http://es.epa.gov/cooperative/international/indtopiclist.html	372	382	00:00:55
94.	EPA: ORD: NCER: SBIR http://es.epa.gov/ncer/rfa/current/sbir_phase1.html	371	447	00:10:54
95.	Chemical Manufacturers Association (CMA) Index http://es.epa.gov/techinfo/facts/cma/cma.html	369	379	00:03:11

	Pages	Visits	Views	Average Time Viewed
96.	Technical/Research and Development Information http://es.epa.gov/techinfo/techinfo.html	368	431	00:03:36
97.	Residential Leaf Burning http://es.epa.gov/techinfo/facts/leafburn.html	367	389	00:05:52
98.	http://es.epa.gov/oeca/ofa/	365	370	00:01:19
99.	Regional Environmental Monitoring and Assessment Program: Solicitation for Projects in EPA Regions 1, 5, 8, and 10 Funding Opportunities NCER US EPA http://es.epa.gov/ncer/rfa/2007/2007_nheerl_remap.html	363	375	00:03:02
100.	2006/2007 P3 Teams P3 NCER ORD US EPA http://es.epa.gov/ncer/p3/current/	360	404	00:01:55
Subtotal for rows: 1 - 100		-	189,877	-
Other		-	922,767	-
Total		-	1,112,644	-

items 1-100 of 2000

Pages

	Pages	Average Time to Serve (ms)
1.	EPA-Compliance and Enforcement http://es.epa.gov/compliance/	0
2.	http://es.epa.gov/robots.txt	0
3.	Fact Sheet: Safe Substitutes at Home: Non-toxic Household Products http://es.epa.gov/techinfo/facts/safe-fs.html	0
4.	Enviro\$en\$e - Common Sense Solutions to Environmental Problems http://es.epa.gov/	0
5.	National Center for Environmental Research (NCER) ORD US EPA http://es.epa.gov/ncer/	0
6.	Funding Opportunities NCER ORD US EPA http://es.epa.gov/ncer/rfa/	0
7.	FALL 2008 EPA Science to Achieve Results (STAR) Fellowships for Graduate Environmental Study Funding Opportunities NCER US EPA http://es.epa.gov/ncer/rfa/2008/2008_star_fellow.html	0
8.	STAR Fellowships NCER US EPA http://es.epa.gov/ncer/fellow/	0

	Pages	Average Time to Serve (ms)
9.	EPA: ORD: NCER: Small Business Innovation Research http://es.epa.gov/ncer/sbir/	0
10.	EPA: ORD: NCER: STAR Grants and Cooperative Agreements http://es.epa.gov/ncer/grants/	0
11.	Ecology and Oceanography of Harmful Algal Blooms Funding Opportunities NCER US EPA http://es.epa.gov/ncer/rfa/2008/2008_star_ecohab.html	0
12.	http://es.epa.gov/search97cgi/s97_cgi/	0
13.	http://es.epa.gov/search97cgi/s97_cgi/	0
14.	Nanotechnology Research Grants Investigating Fate, Transport, Transformation, And Exposure Of Engineered Nanomaterials: A Joint Research Solicitation Funding Opportunities NCER US EPA http://es.epa.gov/ncer/rfa/2007/2007_star_nanotech.html	0
15.	http://es.epa.gov/ncerqa/	0
16.	Calendar Events NCER ORD US EPA http://es.epa.gov/ncer/events/	0
17.	P3 NCER ORD US EPA http://es.epa.gov/ncer/p3/	0
18.	EPA: Nanotechnology http://es.epa.gov/ncer/nano/	0
19.	STAR Grant Forms and Instructions Funding Opportunities NCER ORD US EPA http://es.epa.gov/ncer/rfa/forms/	0
20.	EMBOTELLADORA DE BEBIDAS GASEOSAS http://es.epa.gov/cooperative/other/andean/gaseoweb.html	0
21.	http://es.epa.gov/oeca/sector/	0
22.	FORME DE LA VISITA A UNA PLANTA INDUSTRIAL DE ELABORACION DE PRODUCTOS LACTEOS EN http://es.epa.gov/cooperative/other/andean/lechweb.html	0
23.	Petroleum Refining Industry http://es.epa.gov/cooperative/topics/petroleum.html	0

	Pages	Average Time to Serve (ms)
24.	EPA: ORD: NCER: Funding Opportunities: Fall 2007 EPA Science to Achieve Results (STAR) Fellowships for Graduate Environmental Study http://es.epa.gov/ncer/rfa/2007/2007_star_fellow.html	0
25.	Nat'l.Office Paper Recycling Project's Office Paper Recycling Guide http://es.epa.gov/techinfo/facts/recypapr.html	0
26.	Enviro\$en\$e Comments http://es.epa.gov/comments.html	0
27.	P2 Products and Services - Search Page http://es.epa.gov/vendors/	0
28.	EPA: ORD: NCER: Funding Opportunities: Fall 2007 EPA Greater Research Opportunities (GRO) Fellowships for Graduate Environmental Study http://es.epa.gov/ncer/rfa/2007/2007_star_gro_grad.html	0
29.	Development of Environmental Health Outcome Indicators Funding Opportunities NCER US EPA http://es.epa.gov/ncer/rfa/2007/2007_star_health_indicators.html	0
30.	Printing Industry http://es.epa.gov/cooperative/topics/printing.html	0
31.	Environmental Protection Agency: National Center For Environmental Research: STAR/GRO Graduate Fellowship FAQs http://es.epa.gov/ncer/guidance/faqs/faq_gro_grad.html	0
32.	Solvent Substitution Data Systems http://es.epa.gov/ssds/ssds.html	0
33.	State and Local Government/Business Assistance Cooperative http://es.epa.gov/cooperative/stateandlocal/	0
34.	Innovative Approaches to Particulate Matter Health, Composition, and Source Questions Funding Opportunities NCER US EPA http://es.epa.gov/ncer/rfa/2007/2007_star_part_matter.html	0
35.	EPA: ORD: NCER: Funding Opportunities http://es.epa.gov/ncer/rfa/2007/2007_sbir_phase1.html	0
36.	http://es.epa.gov/ncerqa/sbir/	0

	Pages	Average Time to Serve (ms)
37.	ISO 14000/Industry Standards http://es.epa.gov/cooperative/topics/iso14000.html	0
38.	Fact Sheet: Disposal of Alkaline Batteries http://es.epa.gov/techinfo/facts/pro-act5.html	0
39.	http://es.epa.gov/oeca/	0
40.	Enviro\$en\$e Search http://es.epa.gov/search.html	0
41.	http://es.epa.gov/ncerqa/rfa/	0
42.	Fact Sheet: Emergency Planning and Community Right-to-Know Act of 1986 (EPCRA) http://es.epa.gov/techinfo/facts/pro-act6.html	0
43.	International Cleaner Production Cooperative http://es.epa.gov/cooperative/international/	0
44.	Disposal of Fluorescent Light Tubes, High Intensity Discharge Lamps and Flourescent Lamp Ballasts http://es.epa.gov/techinfo/facts/pro-fs2.html	0
45.	Detection and Monitoring of Engineered Nanomaterials Funding Opportunities NCER US EPA http://es.epa.gov/ncer/rfa/2007/2007_gro_nano.html	0
46.	EPA: ORD: NCER: Guidance & FAQs http://es.epa.gov/ncer/guidance/	0
47.	EPA: ORD: NCER: Other Programs: EPSCoR http://es.epa.gov/ncer/other/	0
48.	Integrated Solvent Substitution Data System (ISSDS) http://es.epa.gov/issds/	0
49.	EPA: ORD: NCER: Guidance & FAQs: Frequently Asked Questions http://es.epa.gov/ncer/guidance/faqs.html	0
50.	P2 Fact Sheets http://es.epa.gov/techinfo/facts/facts.html	0
51.	EMBOTELLADORA LA CASCADA http://es.epa.gov/cooperative/other/andean/cascada.html	0
52.	Headlines: State and Local Business Assistance http://es.epa.gov/cooperative/stateandlocal/headlines.html	0

	Pages	Average Time to Serve (ms)
■ 53.	Development and Evaluation of Innovative Approaches for the Quantitative Assessment of Pathogens and Cyanobacteria and Their Toxins in Drinking Water Funding Opportunities NCER US EPA http://es.epa.gov/ncer/rfa/2007/2007_star_drinkingwater.html	0
■ 54.	Ecological Impacts from the Interactions of Climate Change, Land Use Change and Invasive Species: A Joint Research Solicitation Funding Opportunities NCER US EPA http://es.epa.gov/ncer/rfa/2007/2007_star_ecoimpacts.html	0
■ 55.	State and Local Cooperative Sector Topics http://es.epa.gov/cooperative/stateandlocal/indtopiclist.html	0
■ 56.	EPA: ORD: NCER: Collaborative Science and Technology Network for Sustainability (CNS) http://es.epa.gov/ncer/cns/	0
■ 57.	State and Local Government/Business Assistance Cooperative http://es.epa.gov/cooperative/stateandlocal/banner.html	0
■ 58.	Metal Finishing/Electroplating Industry http://es.epa.gov/cooperative/topics/metalfin.html	0
■ 59.	http://es.epa.gov/cooperative/	0
■ 60.	EPA: ORD: NCER: Funding Opportunities http://es.epa.gov/ncer/rfa/2006/2006_star_fellow.html	0
■ 61.	EPA: ORD: NCER: Research Results http://es.epa.gov/ncer/results/	0
■ 62.	EPA: ORD: NCER: About NCER http://es.epa.gov/ncer/about/	0
■ 63.	INFORME DE LA VISITA A LA PLANTA INDUSTRIAL INDUSTRIAS ALIMENTICIA INAL S.A.DEL http://es.epa.gov/cooperative/other/andean/inal.html	0
■ 64.	EPA: ORD: NCER: Funding Opportunities http://es.epa.gov/ncer/rfa/2007/2007_p3_4thannual.html	0
■ 65.	EPA: ORD: NCER: Publications & Proceedings http://es.epa.gov/ncer/publications/	0
■ 66.	U.S.Federal Agency P2 and Compliance Assistance Cooperative http://es.epa.gov/cooperative/federal/	0


	Pages	Average Time to Serve (ms)
67.	EPA Project Summary: Waste Reduction Evaluation of Soy-based Ink at Sheet-fed Offset Printer http://es.epa.gov/techinfo/specific/proj-sum.html	0
68.	EPA: National Center For Environmental Research http://es.epa.gov/ncer/science/	0
69.	EPA: ORD: NCER: Funding Opportunities http://es.epa.gov/ncer/rfa/2006/2006_gro_fellow.html	0
70.	EPA: Nanotechnology: Research Projects http://es.epa.gov/ncer/nano/research/	0
71.	LA LINEA DE PROCESAMIENTO DE PALMITO DE UNA PLANTA INDUSTRIAL DE ENVASADO Y http://es.epa.gov/cooperative/other/andean/vegetweb.html	0
72.	Water Conservation in the Food Processing Industry in South American Countries http://es.epa.gov/cooperative/other/andean/	0
73.	Contacts /Resources /Vendors http://es.epa.gov/contacts.html	0
74.	http://es.epa.gov/oeca/ag/	0
75.	Research Program Biodiversity & Human Health NCER US EPA http://es.epa.gov/ncer/biodiversity/	0
76.	EPA: ORD: NCER: Funding Opportunities: Fall 2007 EPA Greater Research Opportunities (GRO) Fellowships for Undergraduate Environmental Study http://es.epa.gov/ncer/rfa/2007/2007_star_gro_undergrad.html	0
77.	Fact Sheet On Asbestos Handling, Transport and Disposal http://es.epa.gov/techinfo/facts/asbst-fs.html	0
78.	EPA: ORD: NCER: Grants: Recipients List http://es.epa.gov/ncer/grants/recipients_index.html	0
79.	EPA: Nanotechnology: Science & Technology http://es.epa.gov/ncer/nano/publications/	0
80.	http://es.epa.gov/oeca/oceft/	0
81.	Pollution Prevention Tips: Waste Reduction Options: Automobile Salvage Yards http://es.epa.gov/techinfo/facts/nc/tips6.html	0

	Pages	Average Time to Serve (ms)
82.	Interpretation of Biomarkers Using Physiologically Based Pharmacokinetic Modeling Funding Opportunities NCER US EPA http://es.epa.gov/ncer/rfa/2007/2007_star_biomarkers.html	0
83.	STAA NCER ORD US EPA http://es.epa.gov/ncer/staa/	0
84.	Environmental Protection Agency http://es.epa.gov/ncer/rfa/archive/grants/	0
85.	Cogeneration Of Steam And Electric Power: P2 Opportunities And Options http://es.epa.gov/techinfo/facts/cogenern.html	0
86.	About P3 P3 NCER ORD US EPA http://es.epa.gov/ncer/p3/fact_sheet.html	0
87.	Environmental Protection Agency http://es.epa.gov/ncer/fellow/recipients/star_fellow06.html	0
88.	http://es.epa.gov/oeca/main/ej/nejac/	0
89.	EPA: Nanotechnology: Basic Information http://es.epa.gov/ncer/nano/questions/	0
90.	Enviro\$en\$e Project Description http://es.epa.gov/describe.html	0
91.	EPA: Nanotechnology http://es.epa.gov/ncer/nano/factsheet/	0
92.	Environmental Protection Agency http://es.epa.gov/ncer/science/pm/	0
93.	U.S.Federal Agency P2 and Compliance Assistance Cooperative Sector Topics http://es.epa.gov/cooperative/international/indtopiclist.html	0
94.	EPA: ORD: NCER: SBIR http://es.epa.gov/ncer/rfa/current/sbir_phase1.html	0
95.	Chemical Manufacturers Association (CMA) Index http://es.epa.gov/techinfo/facts/cma/cma.html	0
96.	Technical/Research and Development Information http://es.epa.gov/techinfo/techinfo.html	0
97.	Residential Leaf Burning http://es.epa.gov/techinfo/facts/leafburn.html	0
98.	http://es.epa.gov/oeca/ofa/	0
99.	Regional Environmental Monitoring and Assessment Program: Solicitation for Projects in EPA Regions 1, 5, 8, and 10 Funding Opportunities NCER US EPA http://es.epa.gov/ncer/rfa/2007/2007_nheerl_remap.html	0

	Pages	Average Time to Serve (ms)
■ 100.	2006/2007 P3 Teams P3 NCER ORD US EPA http://es.epa.gov/ncer/p3/current/	0
	Subtotal for rows: 1 - 100	-
	Other	-
	Total	-

items 1-100 of 2000

Pages - Help Card



Column Definitions

Pages

Any displayed page. You can specify for each profile the types of files that qualify as a page. These settings can be changed by the WebTrends administrator.

Visits

Number of visits to this page. A visit is a series of actions that begins when a visitor views the first page from the server, and ends when the visitor leaves the site or remains idle beyond the idle-time limit. The default idle-time limit is thirty minutes. This time limit can be changed by the system administrator.

Views


Number of times this page was viewed by visitors.

Average Time Viewed

Average length of time the specified page was viewed. (The format is hh:mm:ss - hours:minutes:seconds.)

Average Time to Serve

Average amount of time (in milliseconds) it took to serve each document during the specified time interval. The time to serve spans from the time the server got a page request until it transmitted all the data.
Note: Zero values in this column probably indicates that your web server is not logging Time to Serve information.



Report Descriptions

Pages with good content and design are more likely to attract visitors and be revisited. Less popular pages on a site can be made more appealing by improving the content or incorporating design elements similar to that on the more important pages. Always remember that people are far more interested in content than in design, and average view times can help determine which content is most important to your visitors.

Content Groups

This report identifies the most popular groups of web site pages and how often they were visited.

Content Groups Trend

No data is available for this graph.

Content Groups

No data is available for this graph.

Content Groups

No data is available for this table.

Content Groups - Help Card



Column Definitions

Content Group

A defined group of web pages with specific things in common, such as the same types of products, services, or information.

Visits

Number of visits where the visitor viewed at least one page in the specified content group. A visit is a series of actions that begins when a visitor views their first page from the server, and ends when the visitor leaves the site or remains idle beyond the idle-time limit. The default idle-time limit is thirty minutes. This time limit can be changed by the system administrator.

Hits

Each file requested by a visitor registers as a hit. There can be several hits on each page. While the volume of hits reflects the amount of server traffic, it is not an accurate reflection of the number of pages viewed.



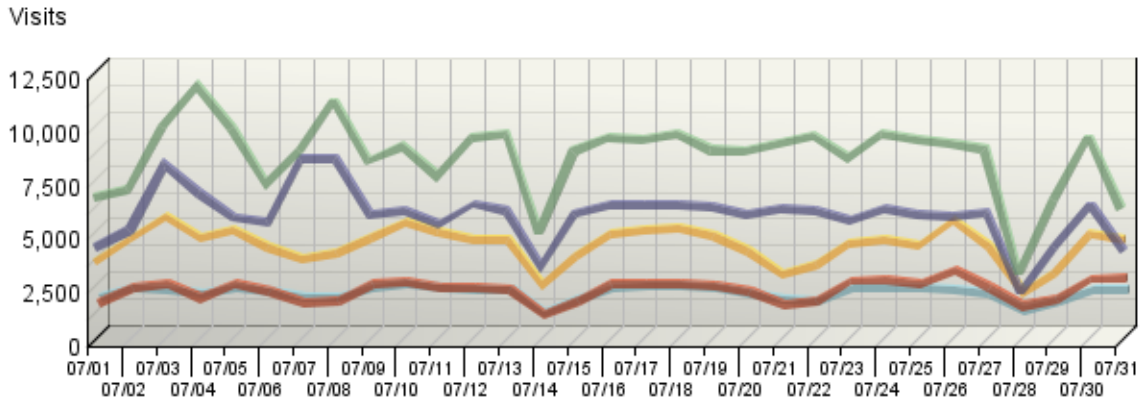
Report Descriptions

The information on this page can show you which content groups were most popular. This will reveal the reasons people visit your web site, and what is most interesting and least interesting to them.

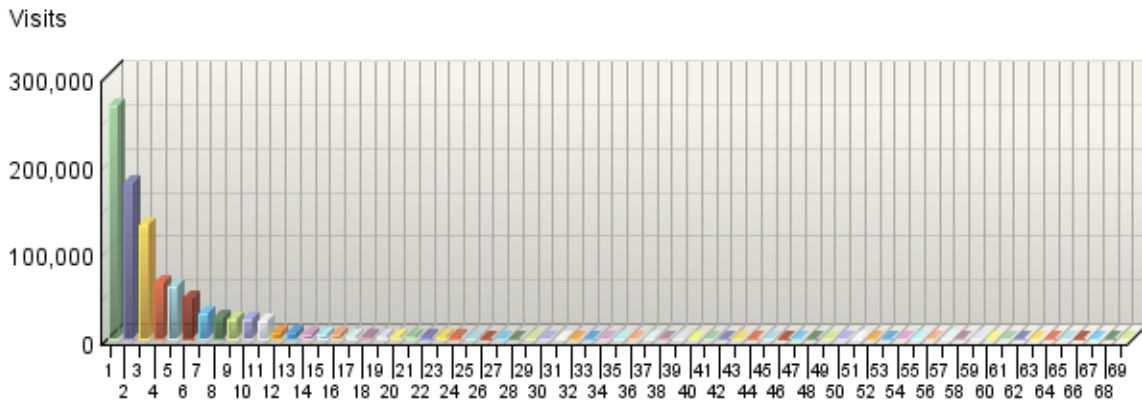
Directories

This report lists the most commonly accessed directories on your web site. This information can help determine the types of data most often requested.

Directories Trend



Directories



Directories

	Path To Directory	Visits	Hits	Kbytes Transferred
1.	http://es.epa.gov/p2pubs	264,186	366,134	203,125
2.	http://es.epa.gov/techpubs	176,957	235,385	78,786
3.	http://es.epa.gov/ncer	130,061	577,372	40,662,571
4.	http://es.epa.gov/	63,454	96,792	334,301

	Path To Directory	Visits	Hits	Kbytes Transferred
5.	http://es.epa.gov/techinfo	58,257	97,421	1,462,510
6.	http://es.epa.gov/icons	45,376	137,383	264,914
7.	http://es.epa.gov/oeca	27,544	43,587	0
8.	http://es.epa.gov/vendors	23,427	35,096	114,330
9.	http://es.epa.gov/vendinfo	21,712	27,209	8,410
10.	http://es.epa.gov/compliance	21,019	26,169	328,987
11.	http://es.epa.gov/cooperative	19,115	76,287	568,896
12.	http://es.epa.gov/ncerqa	7,202	10,398	0
13.	http://es.epa.gov/ncer/p3/images	5,541	7,183	65,536
14.	http://es.epa.gov/ncerqa_abstracts	4,752	13,498	0
15.	http://es.epa.gov/ncer/p3/	3,816	7,882	165,987
16.	http://es.epa.gov/search97cgi	3,740	14,487	166,084
17.	http://es.epa.gov/ncer/p3/project_websites	2,644	4,203	59,679
18.	http://es.epa.gov/ncer/p3/project_photos	2,299	7,970	422,989
19.	http://es.epa.gov/ncer/p3/press	2,293	3,326	37,330
20.	http://es.epa.gov/ssds	2,153	3,320	34,942
21.	http://es.epa.gov/ncer/p3/event_2007	1,549	11,170	576,087
22.	http://es.epa.gov/cgi-bin	1,532	1,923	10,848
23.	http://es.epa.gov/envirosense	1,531	4,335	0
24.	http://es.epa.gov/ncer/p3/event_2006	1,100	4,210	154,229
25.	http://es.epa.gov/ncer/p3/event_2005	1,015	3,606	831,049
26.	http://es.epa.gov/issds	968	1,287	3,328
27.	http://es.epa.gov/ncer/p3/info	624	775	10,120
28.	http://es.epa.gov/ncer/p3/success	608	2,788	304,208
29.	http://es.epa.gov/ncer/p3/expo	415	1,020	140,654
30.	http://es.epa.gov/ncer/p3/current	396	441	21,889
31.	http://es.epa.gov/oceft	371	387	0
32.	http://es.epa.gov/search97img	341	388	718
33.	http://es.epa.gov/ncer/p3/apply	231	252	2,986
34.	http://es.epa.gov/ncer/P3/forms	213	326	6,686
35.	http://es.epa.gov/ncer/p3/photos_2006	209	1,752	95,979
36.	http://es.epa.gov/ncer/p3/teams	192	220	4,301
37.	http://es.epa.gov/ncer/p3/past	189	200	2,102
38.	http://es.epa.gov/ncer/p3/ceremony	178	186	2,148
39.	http://es.epa.gov/nppr	173	179	0
40.	http://es.epa.gov/comply	169	170	0
41.	http://es.epa.gov/ncer/p3/partners	156	188	1,982
42.	http://es.epa.gov/elp	151	155	0
43.	http://es.epa.gov/aipp	119	123	0
44.	http://es.epa.gov/stats	106	531	51,601

	Path To Directory	Visits	Hits	Kbytes Transferred
45.	http://es.epa.gov/ncer/p3/projects	83	89	966
46.	http://es.epa.gov/ncer/p3/other	80	82	1,768
47.	http://es.epa.gov/ncer/p3/eligibility	74	81	535
48.	http://es.epa.gov/award	73	74	115
49.	http://es.epa.gov/ncer/P3recipients	69	131	941
50.	http://es.epa.gov/ncer/p3/epa	66	72	894
51.	http://es.epa.gov/ncer_old	46	47	99
52.	http://es.epa.gov/ncerqa.sbir	37	37	0
53.	http://es.epa.gov/ncer/p3/archive	24	24	255
54.	http://es.epa.gov/oeca.fedfac	23	23	0
55.	http://es.epa.gov/oeca_new	22	22	0
56.	http://es.epa.gov/ncer_pubs	20	372	124,560
57.	http://es.epa.gov/ncerqa.rfa	19	19	0
58.	http://es.epa.gov/es-guide	19	20	0
59.	http://es.epa.gov/ncerqal	17	17	0
60.	http://es.epa.gov/partners	17	17	0
61.	http://es.epa.gov/ncerqa.ch	7	7	0
62.	http://es.epa.gov/ncerqarrd	6	6	0
63.	http://es.epa.gov/ncerqaknowledgeers.htmltaff	3	3	0
64.	http://es.epa.gov/ncerqa-abstracts	2	2	0
65.	http://es.epa.gov/ncer_abstracts	2	2	30
66.	http://es.epa.gov/neti	1	1	0
67.	http://es.epa.gov/ncerqa&lt;	1	1	0
68.	http://es.epa.gov/ncerqa abstracts	1	1	0
69.	http://es.epa.gov/ru	1	1	0
	Total	-	1,828,865	47,330,432

items 1-69 of 69

Directories - Help Card



Column Definitions

Path to Directory

The full URL path to the directory being analyzed.

Visits

Number of visits to pages within the specified directory. A visit is a series of actions that begins when a visitor views their first page from the server, and ends when the visitor leaves the site or remains idle beyond the idle-time limit. The default idle-time limit is thirty minutes. This time limit can be changed by the system administrator.

Hits

Each file requested by a visitor registers as a hit. There can be several hits on each page. While the volume of hits reflects the amount of server traffic, it is not an accurate reflection of the number of pages viewed.

Kbytes Transferred

Number of kilobytes of data transferred by the server from the specified directory to your visitors.



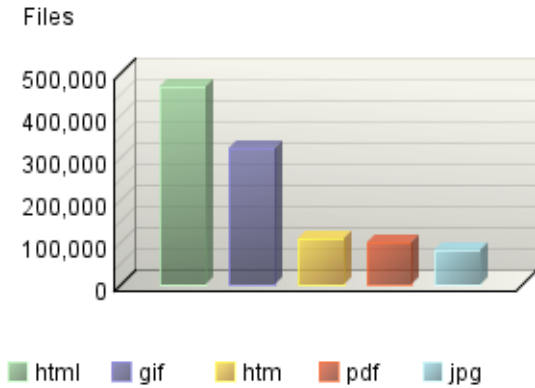
Report Descriptions

This report indicates the content visitors are most interested in. Use this information to determine which content areas to develop further, which areas to focus on less, and how you can arrange your content most effectively. If the table is sorted by kilobytes of data transferred, this page reveals what kind of data the server spends the most time transferring, and may suggest different ways to organize your data, or different ways to distribute the server load if you have more than one server.

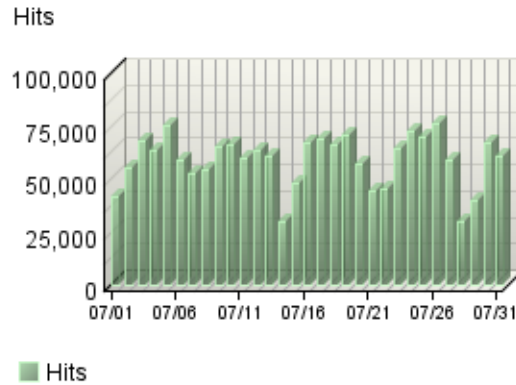
Files Dashboard

This displays key graphs and tables that provide an overview of the Files chapter. When viewing through the on-demand interface, you can click on the title of a graph or table to navigate to the corresponding page.

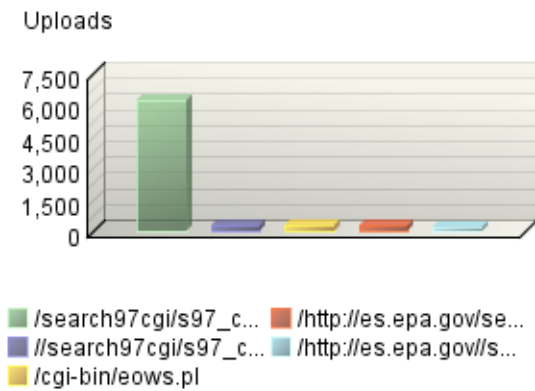
Accessed File Types by Files



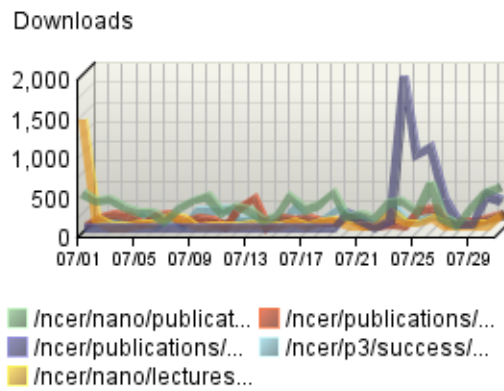
Hits Trend



Uploaded Files



Downloaded Files Trend



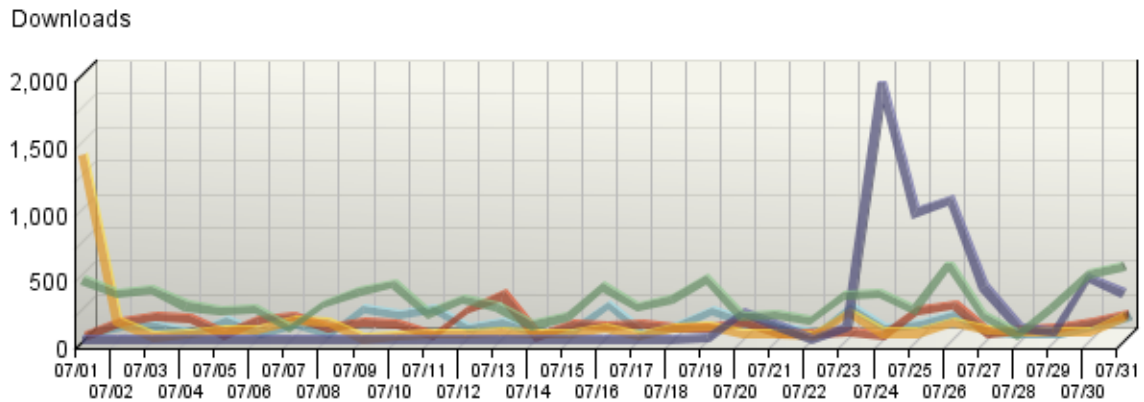
Hit Summary

Successful Hits for Entire Site	1,829,542
Average Hits per Day	59,017
Home Page Hits	519

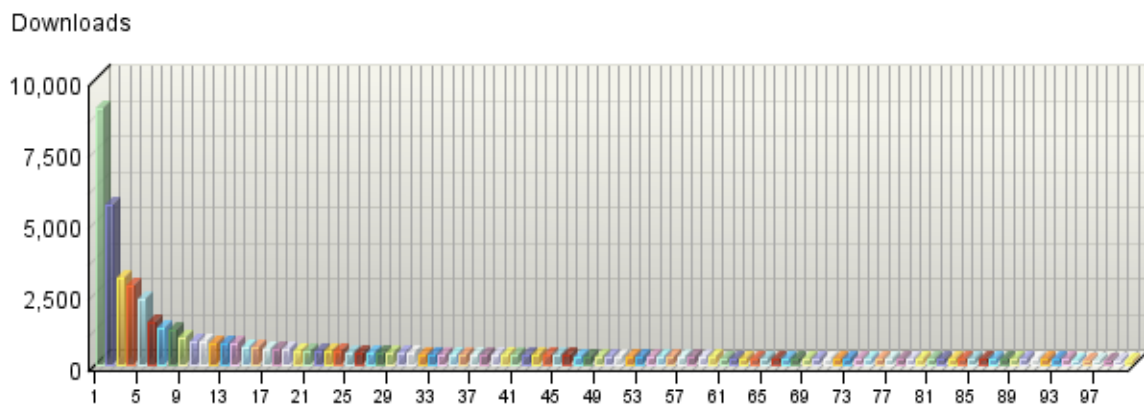
Downloaded Files

This report identifies the most popular files downloaded from your site.

Downloaded Files Trend



Downloaded Files



Downloaded Files

	Downloaded Files	Downloads	% Downloads	Visits
1.	http://es.epa.gov/ncer/nano/publications/whitepaper12022005.pdf	9,020	8.08%	504
2.	http://es.epa.gov/ncer/publications/statesci/bioengineering.pdf	5,592	5.01%	110
3.	http://es.epa.gov/ncer/nano/lectures/zhang0705.pdf	3,065	2.75%	194

	Downloaded Files	Downloads	% Downloads	Visits
4.	http://es.epa.gov/ncer/publications/workshop/pdf/10_26_05proceeding1.pdf	2,755	2.47%	193
5.	http://es.epa.gov/ncer/p3/success/michigan.pdf	2,330	2.09%	199
6.	http://es.epa.gov/ncer/publications/overview/bioavailability_complete_book.pdf	1,505	1.35%	206
7.	http://es.epa.gov/ncer/science/pm/pm.pdf	1,288	1.15%	53
8.	http://es.epa.gov/ncer/publications/workshop/nano_proceed.pdf	1,206	1.08%	190
9.	http://es.epa.gov/ncer/publications/workshop/pdf/fnanoproc_092005.pdf	973	0.87%	143
10.	http://es.epa.gov/ncer/publications/research_results_needs/combustionEmissionsReport.pdf	837	0.75%	89
11.	http://es.epa.gov/ncer/publications/workshop/microorganisms_drinking_water_proceedings.pdf	824	0.74%	64
12.	http://es.epa.gov/ncer/publications/workshop/pdf/10_20_05_nanosummary.pdf	769	0.69%	141
13.	http://es.epa.gov/ncer/science/pm/hei/DieselSpecialReport02.pdf	734	0.66%	75
14.	http://es.epa.gov/ncer/science/tse/sos.pdf	712	0.64%	106
15.	http://es.epa.gov/ncer/p3/expo/p3publicbook041607.pdf	628	0.56%	114
16.	http://es.epa.gov/ncer/publications/nano/pdf/Rama.pdf	606	0.54%	51
17.	http://es.epa.gov/ncer/sbir/success/pdf/stories05.pdf	545	0.49%	63
18.	http://es.epa.gov/ncer/publications/ncer/ncer_annualreport.pdf	542	0.49%	114
19.	http://es.epa.gov/ncer/publications/workshop/pdf/endocrine_disruptors.pdf	514	0.46%	74
20.	http://es.epa.gov/ncer/nano/publications/8-18-04/fnanoproc_092005.pdf	488	0.44%	63
21.	http://es.epa.gov/ncer/publications/regions/5/pdf/plewa7_14_2004.pdf	466	0.42%	75
22.	http://es.epa.gov/ncer/nano/lectures/merzbacher_05_02_05_presentation.pdf	465	0.42%	98
23.	http://es.epa.gov/ncer/publications/nano/pdf/BaerEPA-Workshop--SmallParticleChemistry-final.pdf	448	0.40%	42
24.	http://es.epa.gov/ncer/biodiversity/pubs/tre_vol8_306.pdf	444	0.40%	126
25.	http://es.epa.gov/ncer/nano/lectures/mcneil_030706.pdf	426	0.38%	113
26.	http://es.epa.gov/ncer/publications/nano/pdf/GaudianaKonarka Overview - September 8, 2003.pdf	425	0.38%	38

	Downloaded Files	Downloads	% Downloads	Visits
27.	http://es.epa.gov/ncer/childrenscenters/outreach_docs/Green_Bay_Area_Fishing_Advisory_English.pdf	414	0.37%	95
28.	http://es.epa.gov/ncer/publications/workshop/pdf/EE-0492-04.pdf	410	0.37%	51
29.	http://es.epa.gov/ncer/publications/research_results_synthesis/mercury_rpt_final.pdf	400	0.36%	88
30.	http://es.epa.gov/ncer/nano/lectures/shah92605.pdf	373	0.33%	71
31.	http://es.epa.gov/ncer/publications/meetings/8-23-2005/Gressitt_0915_d3.pdf	372	0.33%	51
32.	http://es.epa.gov/ncer/nano/lectures/roco_04_18_05_presentation.pdf	367	0.33%	51
33.	http://es.epa.gov/ncer/publications/biomarkers/Biomarkers_report_2-5-07.pdf	361	0.32%	67
34.	http://es.epa.gov/ncer/nano/lectures/maynard_06_13_05_presentation.pdf	354	0.32%	76
35.	http://es.epa.gov/ncer/rfa/forms/sf424instructions.pdf	353	0.32%	299
36.	http://es.epa.gov/ncer/publications/workshop/pdf/2003star_human_health_proceedings.pdf	349	0.31%	42
37.	http://es.epa.gov/ncer/publications/meetings/9-9-2003/pdf/reed_maxwell.pdf	347	0.31%	14
38.	http://es.epa.gov/ncer/biodiversity/pubs/proc_vol237_2127.pdf	346	0.31%	48
39.	http://es.epa.gov/ncer/publications/workshop/pdf/humanhealthproc.pdf	335	0.30%	37
40.	http://es.epa.gov/ncer/publications/workshop/pdf/EE-0484-09.pdf	330	0.30%	29
41.	http://es.epa.gov/ncer/publications/workshop/pdf/2001_drinking_water.pdf	325	0.29%	35
42.	http://es.epa.gov/ncer/publications/search/wastebatch.pdf	323	0.29%	31
43.	http://es.epa.gov/ncer/rfa/forms/sf424_i.pdf	323	0.29%	261
44.	http://es.epa.gov/ncer/publications/workshop/pdf/EE-0497-05.pdf	320	0.29%	45
45.	http://es.epa.gov/ncer/nano/lectures/teague_042505_presentation.pdf	307	0.27%	28
46.	http://es.epa.gov/ncer/publications/nano/pdf/MartinAtmosphericNanoparticles.pdf	307	0.27%	12
47.	http://es.epa.gov/ncer/rfa/forms/sf424i_instructions.pdf	290	0.26%	226
48.	http://es.epa.gov/ncer/science/pm/hei/Rean-ExecSumm.pdf	288	0.26%	44
49.	http://es.epa.gov/ncer/publications/workshop/pdf/10_26_04_valuation_session2.pdf	284	0.25%	25


	Downloaded Files	Downloads	% Downloads	Visits
50.	http://es.epa.gov/ncer/publications/workshop/bynd_com_sess2.pdf	282	0.25%	61
51.	http://es.epa.gov/ncer/rfa/forms/sf424-v2.0.pdf	281	0.25%	231
52.	http://es.epa.gov/ncer/rfa/forms/NCER_std_form_5-STAR_Grant_applications.pdf	275	0.25%	194
53.	http://es.epa.gov/ncer/publications/meetings/8-23-2005/Rubenstein_0850_d3.pdf	274	0.25%	57
54.	http://es.epa.gov/ncer/sbir/success/pdf/success_stories_old.pdf	271	0.24%	27
55.	http://es.epa.gov/ncer/rfa/forms/keycontacts.pdf	270	0.24%	218
56.	http://es.epa.gov/ncer/publications/search/toxicsbatch.pdf	270	0.24%	42
57.	http://es.epa.gov/ncer/publications/search/airbatch.pdf	268	0.24%	20
58.	http://es.epa.gov/ncer/publications/meetings/8-18-04/pdf/drzal_epa-star_08-17-04_(final).pdf	252	0.23%	67
59.	http://es.epa.gov/ncer/publications/workshop/pdf/10_26_04_valuation_session1.pdf	244	0.22%	28
60.	http://es.epa.gov/ncer/science/endocrine/pdf/workshop06/lazorchak.pdf	242	0.22%	34
61.	http://es.epa.gov/ncer/rfa/forms/approved_budget_sheet.pdf	236	0.21%	197
62.	http://es.epa.gov/ncer/science/tse/decade_innovation.pdf	235	0.21%	50
63.	http://es.epa.gov/ncer/publications/meetings/8-18-04/pdf/tao_EPA04a.pdf	229	0.21%	14
64.	http://es.epa.gov/ncer/publications/workshop/pdf/EE-0492-02.pdf	228	0.20%	50
65.	http://es.epa.gov/ncer/publications/workshop/pdf/10_20_05_ruiz_nancy.pdf	228	0.20%	21
66.	http://es.epa.gov/ncer/events/calendar/2007/apr5/poster_ElliottB.pdf	226	0.20%	183
67.	http://es.epa.gov/ncer/publications/starreport/starsix.pdf	226	0.20%	56
68.	http://es.epa.gov/ncer/publications/meetings/06_21_07/kleeman.pdf	223	0.20%	36
69.	http://es.epa.gov/ncer/nano/publications/2002_august_nano_star_workshop.pdf	220	0.20%	63
70.	http://es.epa.gov/ncer/publications/meetings/8-18-04/pdf/epa-winter.pdf	217	0.19%	41
71.	http://es.epa.gov/ncer/nano/lectures/shull_06_27_05_presentation.pdf	212	0.19%	25
72.	http://es.epa.gov/ncer/publications/meetings/8-18-04/pdf/wang.pdf	209	0.19%	35

	Downloaded Files	Downloads	% Downloads	Visits
73.	http://es.epa.gov/ncer/nano/factsheet/nano_factsheet.pdf	207	0.19%	173
74.	http://es.epa.gov/ncer/publications/workshop/pdf/10_26_04_valuation_session3_part2.pdf	204	0.18%	20
75.	http://es.epa.gov/ncer/publications/meetings/11-30-2005/Rochester_PM_Center_Kickoff.pdf	199	0.18%	35
76.	http://es.epa.gov/ncer/sbir/report.pdf	198	0.18%	158
77.	http://es.epa.gov/ncer/publications/meetings/8-23-2005/Buzby_300_d2.pdf	193	0.17%	29
78.	http://es.epa.gov/ncer/publications/meetings/8-18-04/pdf/william_trogler.pdf	193	0.17%	24
79.	http://es.epa.gov/ncer/childrenscenters/full_text/34889.pdf	191	0.17%	37
80.	http://es.epa.gov/ncer/publications/workshop/pdf/EE-0497-01.pdf	190	0.17%	48
81.	http://es.epa.gov/ncer/publications/meetings/9-27-2004/pdf/nel.pdf	189	0.17%	30
82.	http://es.epa.gov/ncer/publications/meetings/10_26_05/b33westerhoff.pdf	188	0.17%	29
83.	http://es.epa.gov/ncer/sbir/2007factsheet.pdf	187	0.17%	166
84.	http://es.epa.gov/ncer/science/endocrine/pdf/workshop06/swan.pdf	183	0.16%	29
85.	http://es.epa.gov/ncer/sbir/success/pdf/hydrogen.pdf	182	0.16%	149
86.	http://es.epa.gov/ncer/rfa/forms/epaf2006.pdf	181	0.16%	157
87.	http://es.epa.gov/ncer/publications/starreport/starten.pdf	181	0.16%	134
88.	http://es.epa.gov/ncer/publications/meetings/06_21_07/chow.pdf	180	0.16%	35
89.	http://es.epa.gov/ncer/childrenscenters/pesticidespring07.pdf	179	0.16%	58
90.	http://es.epa.gov/ncer/publications/workshop/pdf/EE-0497-06.pdf	178	0.16%	35
91.	http://es.epa.gov/ncer/publications/meetings/8-23-2005/Daughton_0915_d1.pdf	176	0.16%	17
92.	http://es.epa.gov/ncer/ mailing/06082007/EPA_postdoc_experience.pdf	171	0.15%	96
93.	http://es.epa.gov/ncer/publications/meetings/8-23-2005/finalssummary.pdf	171	0.15%	150
94.	http://es.epa.gov/ncer/publications/meetings/06_21_07/milford.pdf	170	0.15%	27
95.	http://es.epa.gov/ncer/publications/workshop/pdf/EE-0484-04.pdf	166	0.15%	59
96.	http://es.epa.gov/ncer/fellow/fellowforms.pdf	165	0.15%	83
97.	http://es.epa.gov/ncer/nano/relevant_meetings/NanotoxicologyMeeting2006.pdf	161	0.14%	79

	Downloaded Files	Downloads	% Downloads	Visits
98.	http://es.epa.gov/ncer/publications/workshop/pdf/2001_water_watersheds.pdf	160	0.14%	13
99.	http://es.epa.gov/ncer/childrenscenters/pesticidewinter07.pdf	159	0.14%	55
100.	http://es.epa.gov/ncer/events/calendar/2007/feb20_2/liang_presentation.pdf	158	0.14%	29
Subtotal for rows: 1 - 100		56,163	50.31%	8,668
Other		55,474	49.69%	40,231
Total		111,637	100.00%	48,899

items 1-100 of 200

Downloaded Files - Help Card




Column Definitions

Files
The path and filename of the file being analyzed.

Downloads
Number of times the specified file was downloaded by a visitor. If an error occurred during a transfer, the transfer is not counted. Note that downloaded PDF files may cause an inflated count.

Visits
Number of visits that accessed the specified files. A visit is a series of actions that begins when a visitor views their first page from the server, and ends when the visitor leaves the site or remains idle beyond the idle-time limit. The default idle-time limit is thirty minutes. This time limit can be changed by the system administrator.



Report Descriptions

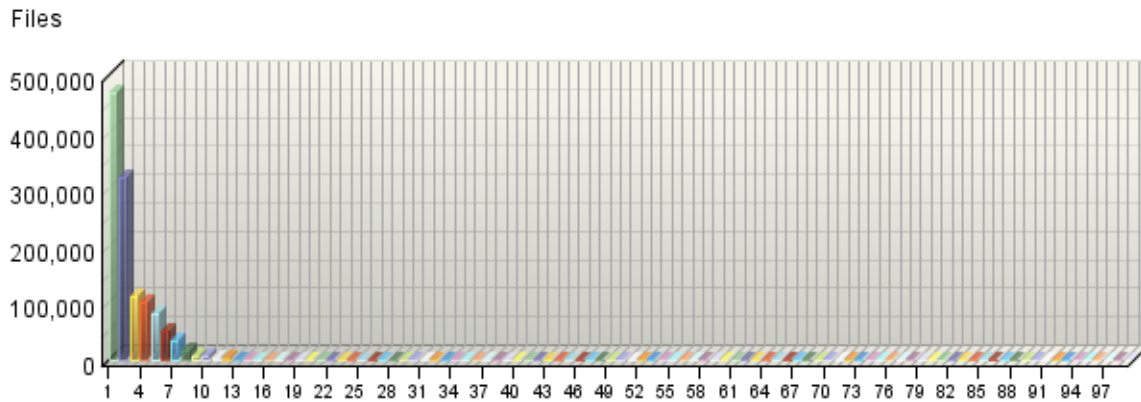
If you are using an SDC data source, then this report is not applicable.

This information shows you the most popular downloadable files on your web site. Files that don't appear on the list, or appear low on the list, may require maintenance such as decreasing the file size, improving link placement, or elimination to make room for more popular content.

Accessed File Types

This report identifies the types of files accessed on your site and the total number of kilobytes of data transferred for each file type. Cached requests and erred hits are excluded from the totals.

Accessed File Types by Files



Accessed File Types

	File Type	Files	% Files	Kbytes Transferred
1.	html	469,341	38.85%	7,490,016
2.	gif	322,414	26.69%	974,910
3.	htm	110,374	9.14%	1,420,778
4.	pdf	102,012	8.44%	19,524,132
5.	jpg	81,889	6.78%	2,937,595
6.	ico	50,644	4.19%	69,537
7.	css	32,854	2.72%	88,792
8.	txt	15,555	1.29%	6,054
9.	pl	5,752	0.48%	8,440
10.	ppt	5,235	0.43%	12,217,087
11.	old	4,944	0.41%	8,882
12.	swf	3,090	0.26%	112,951
13.	js	1,500	0.12%	41,060
14.	doc	599	0.05%	72,073
15.	scc	298	0.02%	86
16.	bin	177	0.01%	3,477
17.	wpd	173	0.01%	2,050
18.	wmv	143	0.01%	1,346,216


	File Type	Files	% Files	Kbytes Transferred
19.	map	101	0.01%	11
20.	ht	98	0.01%	0
21.	htmlw	77	0.01%	0
22.	html)	62	0.01%	0
23.	xml	59	0.00%	354
24.	png	36	0.00%	547
25.	flv	34	0.00%	923,423
26.	html	33	0.00%	0
27.	mov	32	0.00%	7,343
28.	zip	31	0.00%	13,453
29.	htmltmlw	30	0.00%	0
30.	wp6	25	0.00%	0
31.	htmlhtmlw	23	0.00%	0
32.	mpg	21	0.00%	6,866
33.	php	21	0.00%	15
34.	htmlhtmlw	18	0.00%	0
35.	htmlw	18	0.00%	0
36.	jpe	16	0.00%	77
37.	html;	15	0.00%	0
38.	html&query=	13	0.00%	0
39.	htmlhtmlw	13	0.00%	0
40.	html" TARGET="_blank	12	0.00%	0
41.	hold	12	0.00%	511
42.	htmltmlw	10	0.00%	0
43.	jbf	9	0.00%	342
44.	htmltmlw	9	0.00%	0
45.	htmlenView	9	0.00%	0
46.	avi	8	0.00%	1
47.	smi	8	0.00%	63
48.	htmltmlw	8	0.00%	0
49.	h tml	8	0.00%	0
50.	htmlw	7	0.00%	0
51.	pd	7	0.00%	0
52.	wp5	7	0.00%	233
53.	htmlw	7	0.00%	0
54.	htmltmlw	7	0.00%	0
55.	htmlw	7	0.00%	0
56.	org	7	0.00%	0
57.	eps	7	0.00%	2,892
58.	htmlw	6	0.00%	0

	File Type	Files	% Files	Kbytes Transferred
59.	bmp	6	0.00%	1,434
60.	htmltmlw	6	0.00%	0
61.	tar	6	0.00%	3,540
62.	htmlhtmlw	6	0.00%	0
63.	htmliew	6	0.00%	0
64.	htmlw	6	0.00%	0
65.	htmltmlmlw	6	0.00%	0
66.	htmltmlhtmlw	5	0.00%	0
67.	aspx	5	0.00%	0
68.	gov	4	0.00%	0
69.	sit	4	0.00%	72
70.	db	2	0.00%	234
71.	asp	2	0.00%	0
72.	html]	2	0.00%	0
73.	pdfÂ	2	0.00%	0
74.	html3print	2	0.00%	0
75.	oea>	2	0.00%	0
76.	html	2	0.00%	0
77.	9194	2	0.00%	0
78.	cgi	2	0.00%	14
79.	html&adultfilter=heavy	2	0.00%	0
80.	rm	1	0.00%	5,156
81.	html', 'Help', 'no')	1	0.00%	0
82.	html	1	0.00%	0
83.	htmltarget=new	1	0.00%	0
84.	html#c	1	0.00%	0
85.	htmltarget=_blank	1	0.00%	0
86.	pdf	1	0.00%	0
87.)	1	0.00%	0
88.		1	0.00%	
89.	html#Facts and Figures	1	0.00%	0
90.	html#ship	1	0.00%	0
91.	htmltarget=winHndl	1	0.00%	0
92.	sbir	1	0.00%	0
93.	h	1	0.00%	0
94.	htrnl	1	0.00%	0
95.	html(6	1	0.00%	0
96.	html(2	1	0.00%	0
97.	h!ml	1	0.00%	0
98.	html#iron	1	0.00%	0

	File Type	Files	% Files	Kbytes Transferred
■ 99.	html><img src=	1	0.00%	0
	Total	1,208,025	100.00%	47,290,702

items 1-99 of 99

Accessed File Types - Help Card




Column Definitions

File Type
Identifies types of files by their file extension. For example, a file named graphic.gif is identified as type "gif."

Files
Number of files of the specified type accessed by visitors to your site.

Kbytes Transferred
Number of kilobytes of data transferred for all files of the specified type.

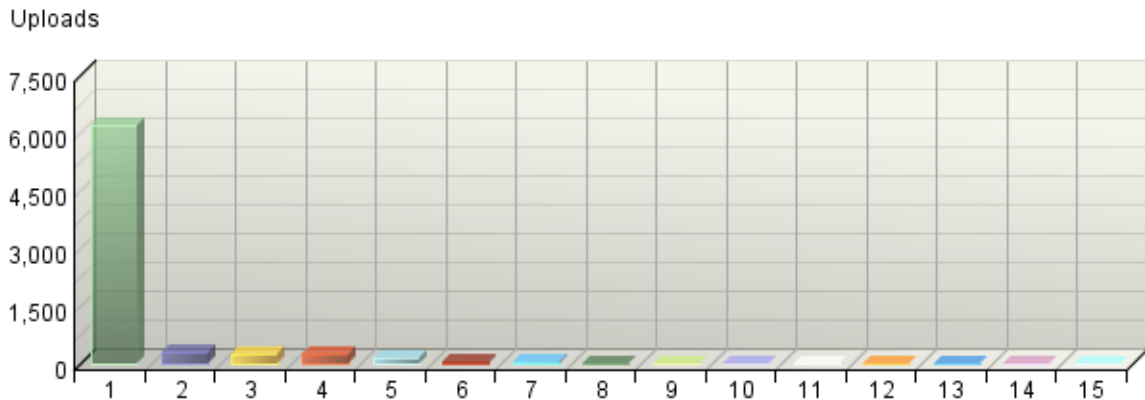
 **Report Descriptions**

This report provides general statistics for the type of data that visitors access on your site.

Uploaded Files

This report identifies the most popular files uploaded from a client to your servers using FTP PUT, HTTP PUT, or HTTP POST.

Uploaded Files



Uploaded Files

	Uploaded Files	Visits	Uploads	% Uploads
1.	http://es.epa.gov/search97cgi/s97_cgi/	1,883	6,217	85.40%
2.	http://es.epa.gov//search97cgi/s97_cgi/	170	288	3.96%
3.	http://es.epa.gov/cgi-bin/eows.pl	243	246	3.38%
4.	http://es.epa.gov/http://es.epa.gov/search97cgi/s97_cgi/	195	233	3.20%
5.	http://es.epa.gov/http://es.epa.gov//search97cgi/s97_cgi/	68	162	2.23%
6.	http://es.epa.gov/cgi-bin/mail.pl	49	50	0.69%
7.	http://es.epa.gov/search97cgi/s97r_cgi/	21	31	0.43%
8.	http://es.epa.gov/cgi-bin/common/change.pl	17	17	0.23%
9.	http://es.epa.gov/cgi-bin/issds/issds-assisted.pl	8	14	0.19%
10.	http://es.epa.gov/cgi-bin/ncerqamail.pl	6	6	0.08%
11.	http://es.epa.gov/cgi-bin/issds/guided.pl	4	5	0.07%
12.	http://es.epa.gov/cgi-bin/issds/inel-sage/	5	5	0.07%
13.	http://es.epa.gov/cgi-bin/issds/guided-list.pl	3	4	0.05%
14.	http://es.epa.gov/cgi-bin/biomail.cgi	1	1	0.01%
15.	http://es.epa.gov/cgi-bin/ppicmail.pl	1	1	0.01%
Total		2,674	7,280	100.00%

items 1-15 of 15

Uploaded Files - Help Card



Column Definitions

Files

The path and filename of the uploaded file being analyzed. Uploaded files correspond to a POST entry in the web server log file. If the field names are provided, then you will find the uploaded files listed in the METHOD field.

Visits

Number of visits to your site where the specified file was uploaded to your servers. A visit is a series of actions that begins when a visitor views their first page from the server, and ends when the visitor leaves the site or remains idle beyond the idle-time limit. The default idle-time limit is thirty minutes. This time limit can be changed by the system administrator.

Uploads

Number of times the specified file was uploaded to your site. If an error occurred during a transfer, the transfer is not counted.



Report Descriptions

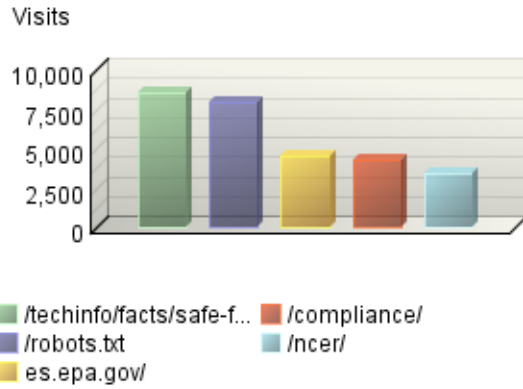
If you are using an SDC data source, then this report is not applicable.

This report presents information on files that were uploaded to your servers during the period of the report. You may want to run virus scans on uploaded files.

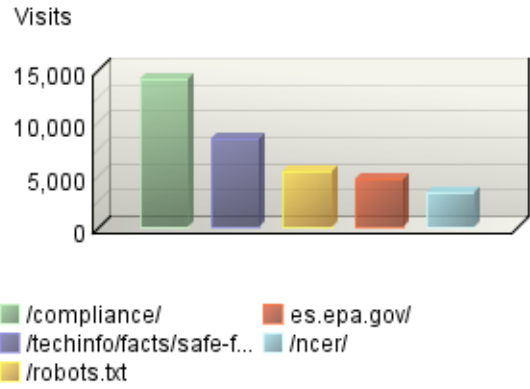
Navigation Dashboard

This dashboard summarizes important information related to online navigation.

Entry Pages



Exit Pages



Single-Page Visits

