

P3 Monthly Statistics

Monthly View: January 2007

January 1, 2007 12:00:00 AM – January 31, 2007 11:59:18 PM

This report was generated by WebTrends 7 - Enterprise, Version: 7.5, Build: 16366 .
Thursday, March 1, 2007 4:37:22 PM
Final report conversion by WebTrends Report Exporter, Version 7.5 (build 16363)

Copyright (C) 1996-2005 WebTrends Inc. All rights reserved.

Table of Contents

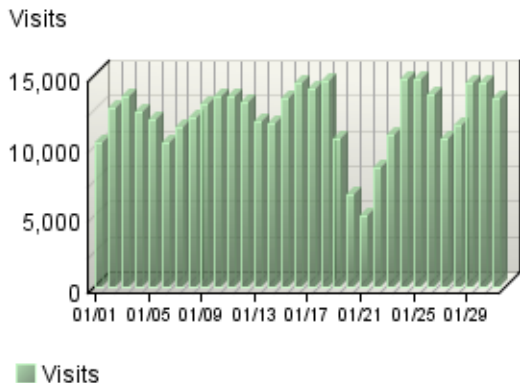
Overview Dashboard	1
Visitors Dashboard	3
Pages Dashboard	6
Navigation Dashboard	8
Technical Dashboard	9
Activity Dashboard	11
Browsers and Platforms Dashboard	13
Visitors Dashboard	15
Top Visitors	18
New vs. Return Visits	26
Visitors by Number of Visits	28
Visitors Trend	30
Visits Trend	36
Organizations	38
Authenticated Usernames	41
Domain Names	43
Top-Level Domain Types	47
Geography Dashboard	50
Regions	51
Countries	53
North American States and Provinces	57
Cities	58
Pages Dashboard	59
Pages	61
Content Groups	76
Directories	78
Files Dashboard	82

Downloaded Files	83
Accessed File Types	89
Uploaded Files	93

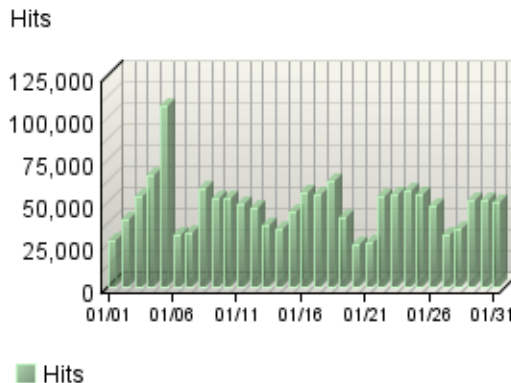
Overview Dashboard

This displays key graphs and tables that provide an overview of the entire report. When viewing through the on-demand interface, you can click on the title of a graph or table to navigate to the corresponding page.

Visits Trend



Hits Trend



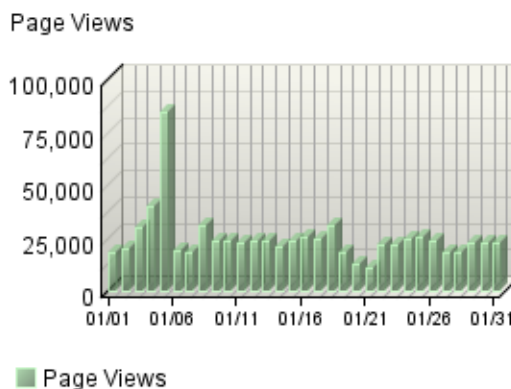
Visitor Summary

Visitors	113,344
Visitors Who Visited Once	99,567
Visitors Who Visited More Than Once	13,777
Average Visits per Visitor	3.32

Visit Summary

Visits	376,040
Average per Day	12,130
Average Visit Duration	00:17:33
Median Visit Duration	00:09:13
International Visits	5.81%
Visits of Unknown Origin	11.57%
Visits from Your Country: United States (US)	82.62%

Page Views Trend



Hit Summary

Successful Hits for Entire Site	1,473,001
Average Hits per Day	47,516
Home Page Hits	843

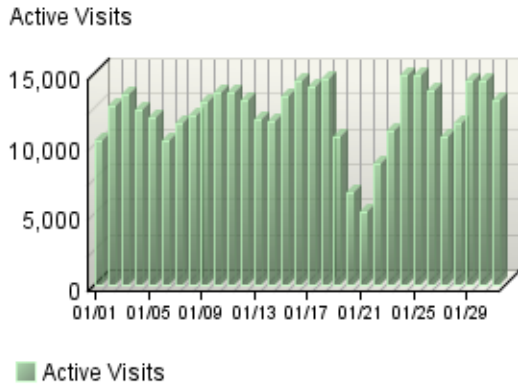
Page View Summary

Page Views	770,419
Average per Day	24,852
Average Page Views per Visit	2.05

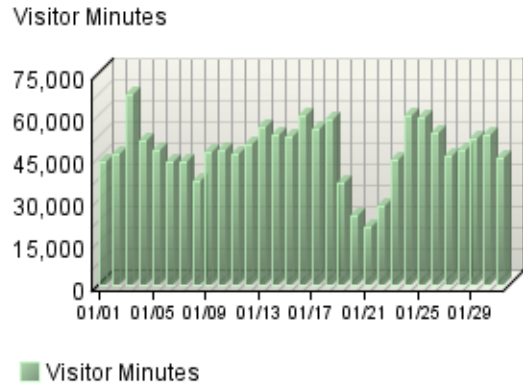
Visitors Dashboard

This displays key graphs and tables that provide an overview of the Visitors chapter. When viewing through the on-demand interface, you can click on the title of a graph or table to navigate to the corresponding page.

Active Visits Trend



Visitor Minutes Trend



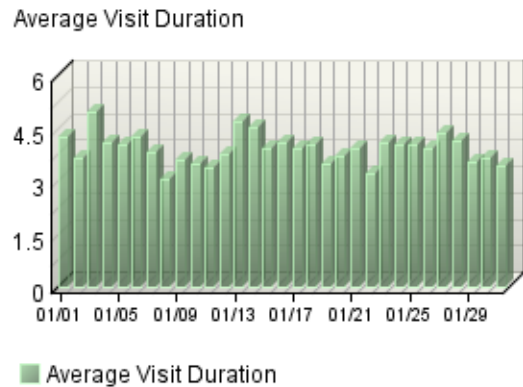
Visitor Summary

Visitors	113,344
Visitors Who Visited Once	99,567
Visitors Who Visited More Than Once	13,777
Average Visits per Visitor	3.32

Visit Summary

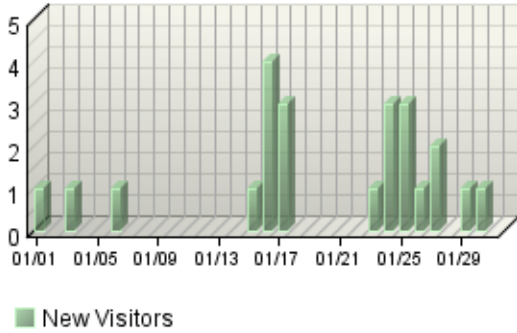
Visits	376,040
Average per Day	12,130
Average Visit Duration	00:17:33
Median Visit Duration	00:09:13
International Visits	5.81%
Visits of Unknown Origin	11.57%
Visits from Your Country: United States (US)	82.62%

Average Length of Visit Trend



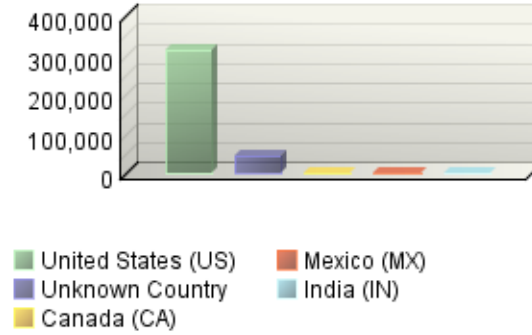
New Visitors Trend

New Visitors



Countries

Visits



Organizations

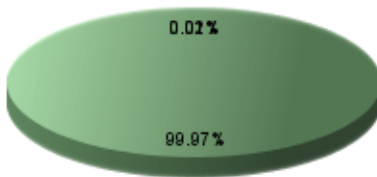
No data is available for this graph.

Authenticated Usernames

No data is available for this graph.

New vs. Return Visits

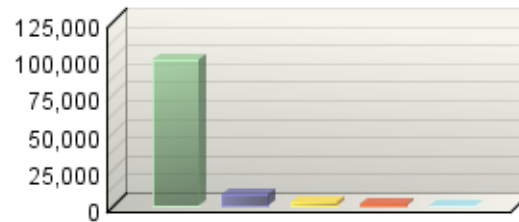
Visits



- Returning Visitors
- Visitors Not Accepting Cookies
- New Visitors

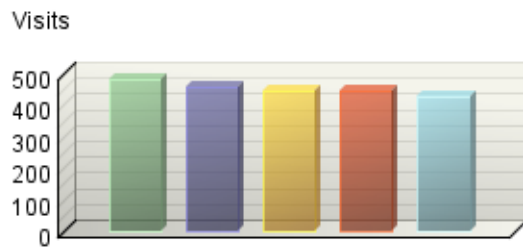
Visitors by Number of Visits

Visitors



- 1 visit
- 2 visits
- 3 visits
- 4 visits
- 5 visits

Top Visitors

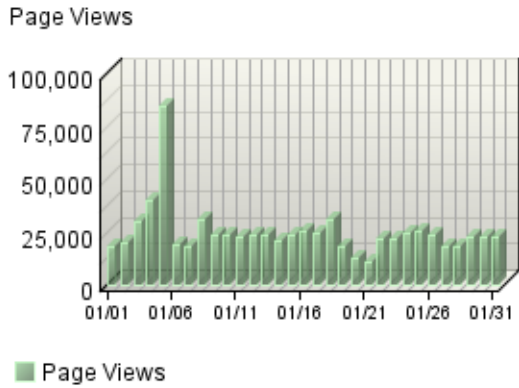


- egspd42021.ask.co...
- livebot-207-46-98-1...
- livebot-207-46-98-1...
- livebot-207-46-98-1...
- 148.170.69.19_Mozi...

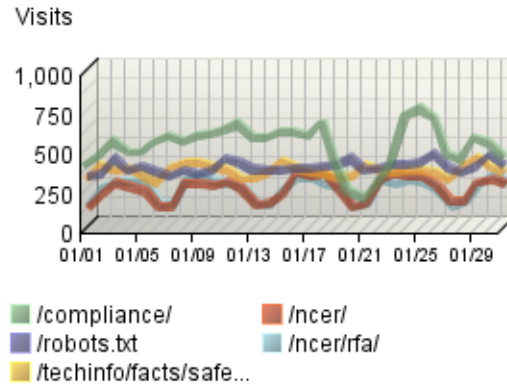
Pages Dashboard

This displays key graphs and tables that provide an overview of the Pages chapter. When viewing through the on-demand interface, you can click on the title of a graph or table to navigate to the corresponding page.

Page Views Trend



Pages Trend



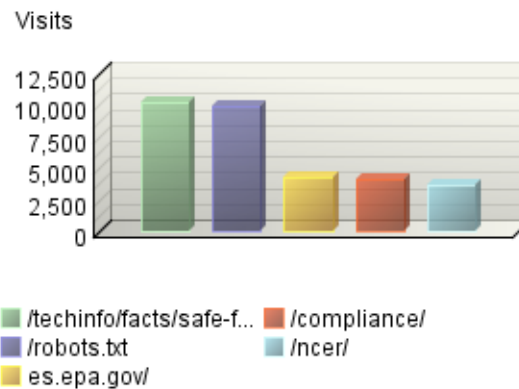
Content Groups

No data is available for this graph.

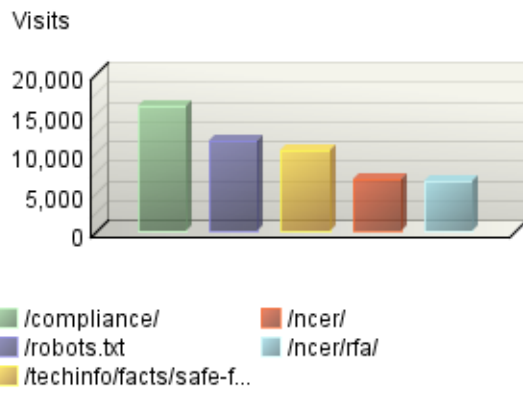
Page View Summary

Page Views	770,419
Average per Day	24,852
Average Page Views per Visit	2.05

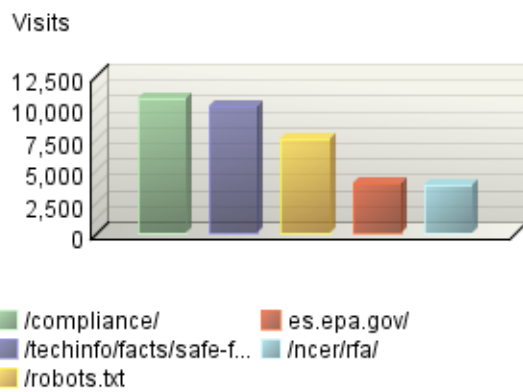
Entry Pages



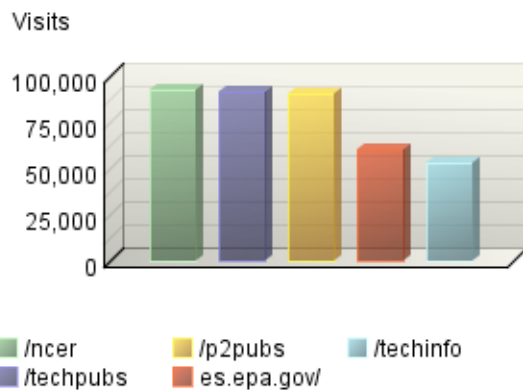
Pages



Exit Pages



Directories

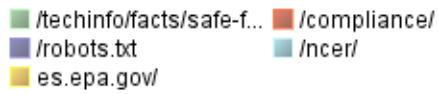
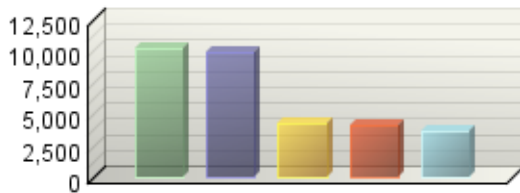


Navigation Dashboard

This dashboard summarizes important information related to online navigation.

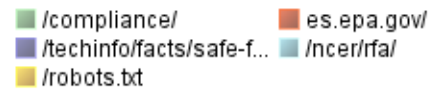
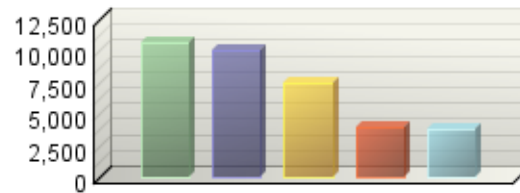
Entry Pages

Visits



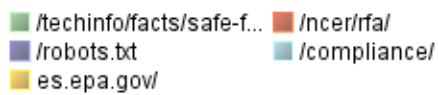
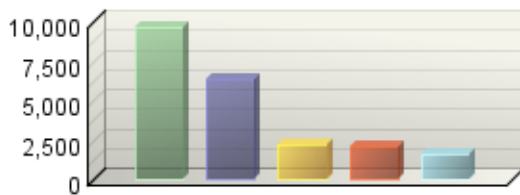
Exit Pages

Visits



Single-Page Visits

Visits

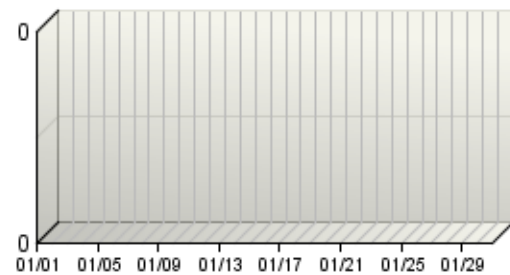


Technical Dashboard

This dashboard summarizes important information related to online technical activity.

Average Time to Serve Pages

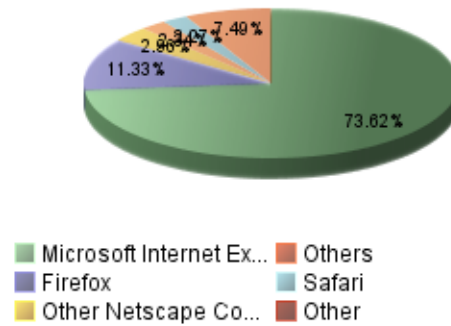
Average Time to Serve



■ Average Time to Serve

Browsers by Version

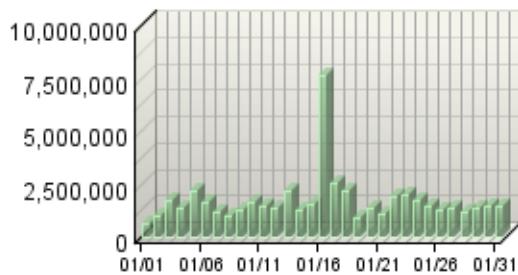
Visits



■ Microsoft Internet Ex... ■ Others
 ■ Firefox ■ Safari
 ■ Other Netscape Co... ■ Other

Bandwidth: Kbytes Transferred Trend

Kbytes Transferred



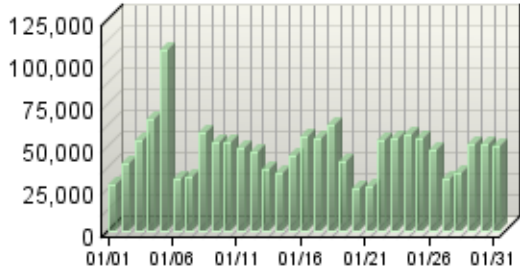
■ Kbytes Transferred

Technical Summary

Total Hits	1,545,979
Successful Hits	1,473,001
Successful Hits (as Percent)	95.28%
Failed Hits	72,978
Failed Hits (as Percent)	4.72%
Cached Hits	231,840
Cached Hits (as Percent)	15.00%

Hits Trend

Hits

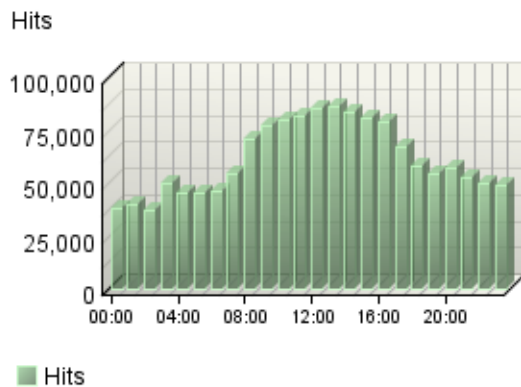


■ Hits

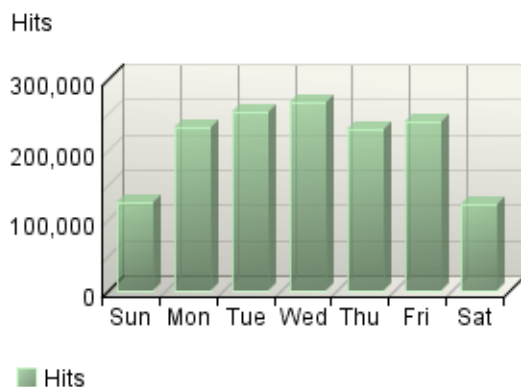
Activity Dashboard

This displays key graphs and tables that provide an overview of the Activity chapter. When viewing through the on-demand interface, you can click on the title of a graph or table to navigate to the corresponding page.

Hits by Hour of the Day



Hits by Day of the Week



Most Active Summary

Most Active Date	1/5/07
Number of Hits on Most Active Date	106,764
Most Active Day of the Week	Wednesday
Most Active Hour of the Day	13:00-13:59

Least Active Summary

Least Active Date	1/20/07
Number of Hits on Least Active Date	24,789
Least Active Day of the Week	Saturday
Least Active Hour of the Day	02:00-02:59

Activity on Weekdays Summary

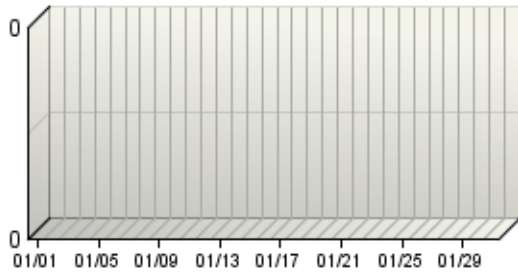
Total Hits Weekdays	1,223,993
Total Visits Weekdays	297,612
Average Number of Visits per day on Weekdays	12,939
Average Number of Hits per day on Weekdays	53,217

Activity on Weekends Summary

Total Hits Weekend	249,008
Total Visits Weekend	78,428
Average Number of Visits per Weekend	19,607
Average Number of Hits per Weekend	62,252

Average Time to Serve Pages

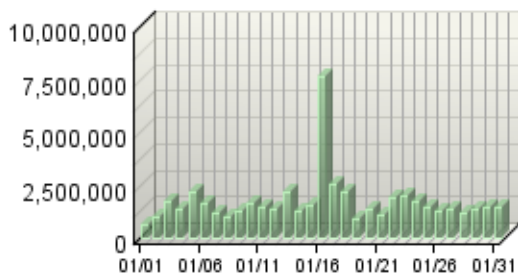
Average Time to Serve



■ Average Time to Serve

Bandwidth: Kbytes Transferred Trend

Kbytes Transferred

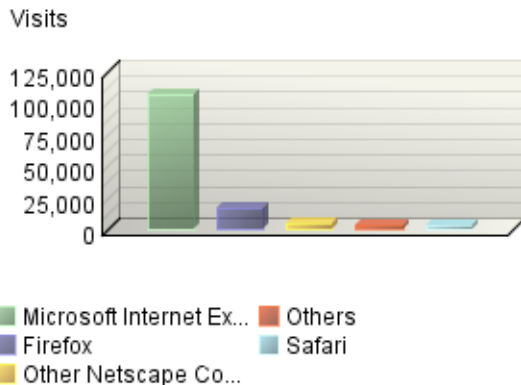


■ Kbytes Transferred

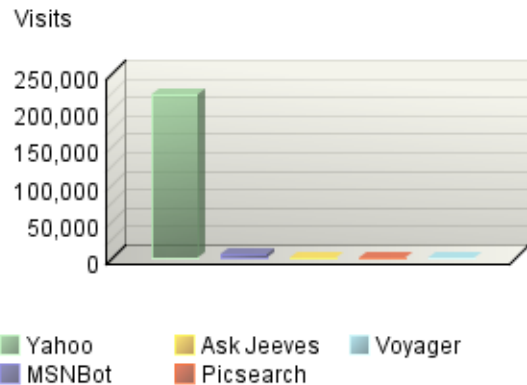
Browsers and Platforms Dashboard

This displays key graphs and tables that provide an overview of the Browsers and Platforms chapter. When viewing through the on-demand interface, you can click on the title of a graph or table to navigate to the corresponding page.

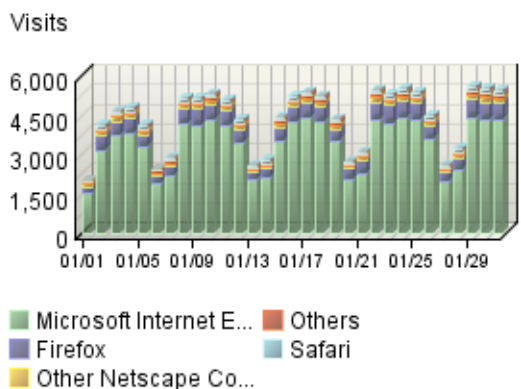
Browsers



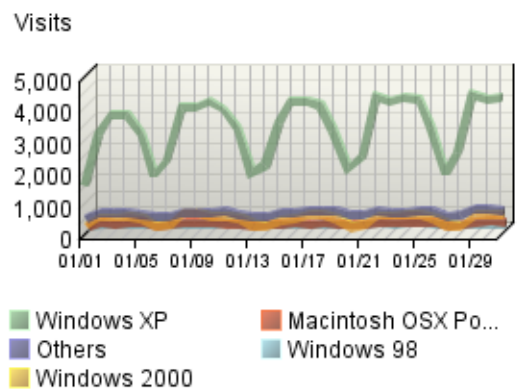
Spiders



Browsers Trend



Platforms Trend



WAP Devices

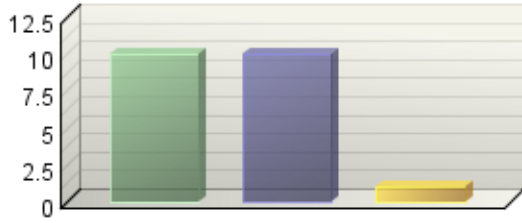
No data is available for this graph.

Palm Devices

No data is available for this graph.

WAP Browsers

Visits



QC UP Browser Motorola WAP
Nokia WAP Browser

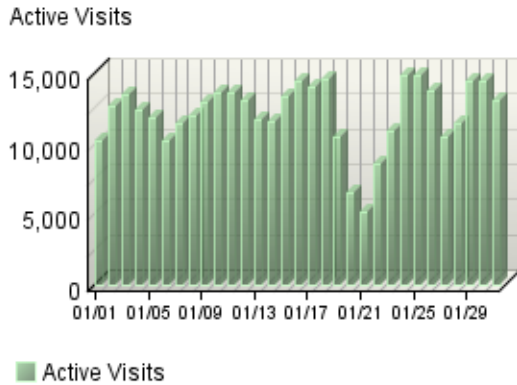
Palm Browsers

No data is available for this graph.

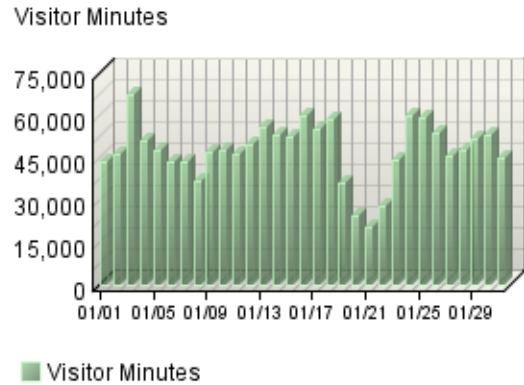
Visitors Dashboard

This displays key graphs and tables that provide an overview of the Visitors chapter. When viewing through the on-demand interface, you can click on the title of a graph or table to navigate to the corresponding page.

Active Visits Trend



Visitor Minutes Trend



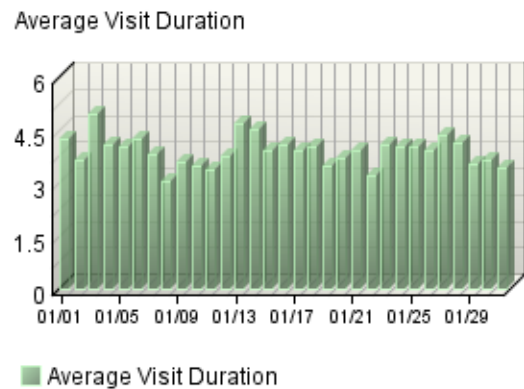
Visitor Summary

Visitors	113,344
Visitors Who Visited Once	99,567
Visitors Who Visited More Than Once	13,777
Average Visits per Visitor	3.32

Visit Summary

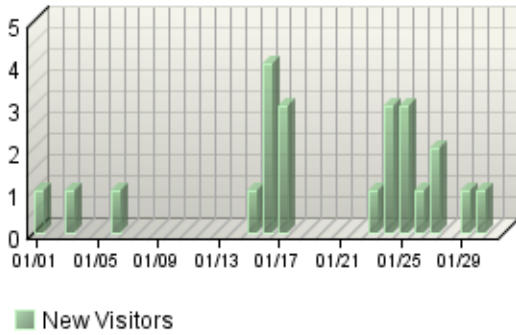
Visits	376,040
Average per Day	12,130
Average Visit Duration	00:17:33
Median Visit Duration	00:09:13
International Visits	5.81%
Visits of Unknown Origin	11.57%
Visits from Your Country: United States (US)	82.62%

Average Length of Visit Trend



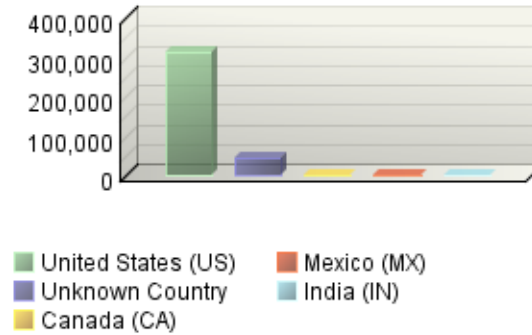
New Visitors Trend

New Visitors



Countries

Visits



Organizations

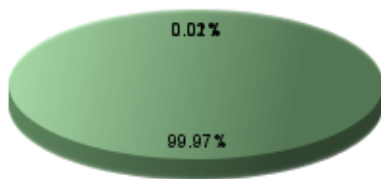
No data is available for this graph.

Authenticated Usernames

No data is available for this graph.

New vs. Return Visits

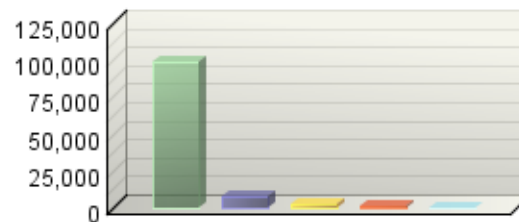
Visits



- Returning Visitors
- Visitors Not Accepting Cookies
- New Visitors

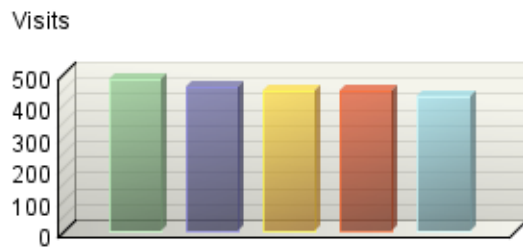
Visitors by Number of Visits

Visitors



- 1 visit
- 2 visits
- 3 visits
- 4 visits
- 5 visits

Top Visitors

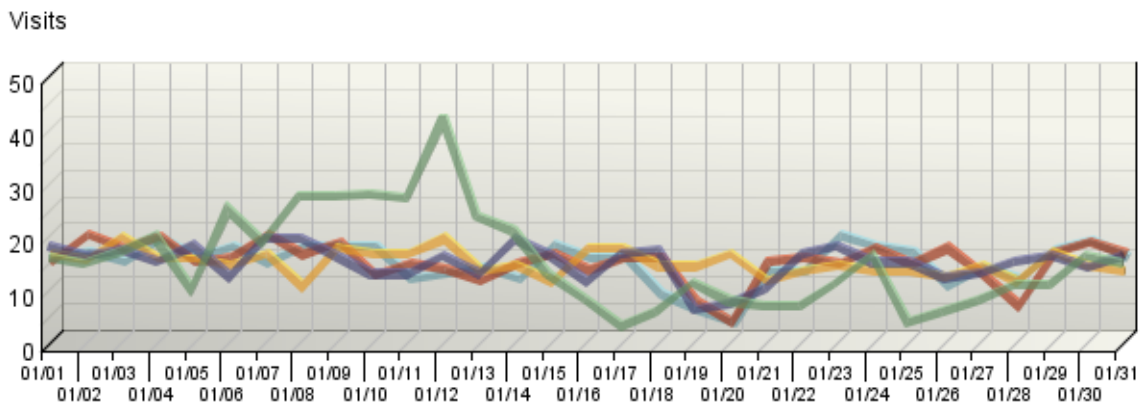


egspd42021.ask.co... livebot-207-46-98-1...
livebot-207-46-98-1... livebot-207-46-98-1...
148.170.69.19_Mozi...

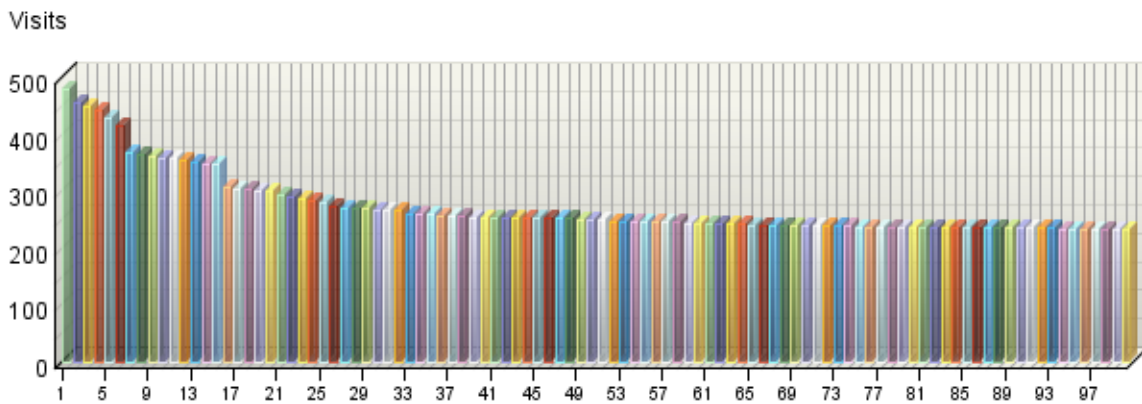
Top Visitors

This report identifies the IP address, domain name, or cookie of each visitor, and identifies the visitor's activity level on the site. If you use cookies to track visits, WebTrends can differentiate between hits from different visitors with the same IP address.

Top Visitors Trend



Top Visitors



Top Visitors

	Visitor	Visits	% Visits	Hits
■ 1.	egspd42021.ask.com_Mozilla/2.0 (compatible; Ask Jeeves/Teoma)	479	0.13%	1,611
■ 2.	livebot-207-46-98-148.search.live.com_msnbot/1.0 (+http://search.msn.com/msnbot.htm)	457	0.12%	4,116

	Visitor	Visits	% Visits	Hits
3.	148.170.69.19_Mozilla/4.0 (compatible; MSIE 6.0; Windows NT; MS Search 4.0 Robot)	448	0.12%	1,431
4.	livebot-207-46-98-149.search.live.com_msnbot/1.0 (+http://search.msn.com/msnbot.htm)	443	0.12%	4,971
5.	livebot-207-46-98-147.search.live.com_msnbot/1.0 (+http://search.msn.com/msnbot.htm)	429	0.11%	3,223
6.	bl1sch2083018.phx.gbl_msnbot/1.0 (+http://search.msn.com/msnbot.htm)	414	0.11%	1,400
7.	livebot-65-55-210-93.search.live.com_msnbot/1.0 (+http://search.msn.com/msnbot.htm)	369	0.10%	1,404
8.	lm502042.inktomisearch.com_Mozilla/5.0 (compatible; Yahoo! Slurp; http://help.yahoo.com/help/us/ysearch/slurp)	365	0.10%	393
9.	livebot-65-55-210-95.search.live.com_msnbot/1.0 (+http://search.msn.com/msnbot.htm)	362	0.10%	1,509
10.	lm502038.inktomisearch.com_Mozilla/5.0 (compatible; Yahoo! Slurp; http://help.yahoo.com/help/us/ysearch/slurp)	359	0.10%	638
11.	livebot-65-55-210-97.search.live.com_msnbot/1.0 (+http://search.msn.com/msnbot.htm)	359	0.10%	1,628
12.	134.67.99.144_ColdFusion	356	0.09%	1,370
13.	livebot-64-4-8-137.search.live.com_msnbot/1.0 (+http://search.msn.com/msnbot.htm)	353	0.09%	961
14.	livebot-65-55-210-92.search.live.com_msnbot/1.0 (+http://search.msn.com/msnbot.htm)	349	0.09%	1,516
15.	by1sch4041913.phx.gbl_msnbot/1.0 (+http://search.msn.com/msnbot.htm)	348	0.09%	3,082
16.	lj611122.inktomisearch.com_Mozilla/5.0 (compatible; Yahoo! Slurp; http://help.yahoo.com/help/us/ysearch/slurp)	306	0.08%	492
17.	livebot-65-55-210-90.search.live.com_msnbot/1.0 (+http://search.msn.com/msnbot.htm)	303	0.08%	1,090
18.	lj611702.inktomisearch.com_Mozilla/5.0 (compatible; Yahoo! Slurp; http://help.yahoo.com/help/us/ysearch/slurp)	303	0.08%	433
19.	lj602292.inktomisearch.com_Mozilla/5.0 (compatible; Yahoo! Slurp; http://help.yahoo.com/help/us/ysearch/slurp)	299	0.08%	322
20.	lj611895.inktomisearch.com_Mozilla/5.0 (compatible; Yahoo! Slurp; http://help.yahoo.com/help/us/ysearch/slurp)	299	0.08%	451
21.	lj611067.inktomisearch.com_Mozilla/5.0 (compatible; Yahoo! Slurp; http://help.yahoo.com/help/us/ysearch/slurp)	293	0.08%	444
22.	lj611290.inktomisearch.com_Mozilla/5.0 (compatible; Yahoo! Slurp; http://help.yahoo.com/help/us/ysearch/slurp)	291	0.08%	357

	Visitor	Visits	% Visits	Hits
23.	lj611002.inktomisearch.com_Mozilla/5.0 (compatible; Yahoo! Slurp; http://help.yahoo.com/help/us/ysearch/slurp)	288	0.08%	494
24.	lj611014.inktomisearch.com_Mozilla/5.0 (compatible; Yahoo! Slurp; http://help.yahoo.com/help/us/ysearch/slurp)	284	0.08%	526
25.	lj611379.inktomisearch.com_Mozilla/5.0 (compatible; Yahoo! Slurp; http://help.yahoo.com/help/us/ysearch/slurp)	279	0.07%	358
26.	lj611482.inktomisearch.com_Mozilla/5.0 (compatible; Yahoo! Slurp; http://help.yahoo.com/help/us/ysearch/slurp)	272	0.07%	418
27.	lj612139.inktomisearch.com_Mozilla/5.0 (compatible; Yahoo! Slurp; http://help.yahoo.com/help/us/ysearch/slurp)	270	0.07%	380
28.	lj611117.inktomisearch.com_Mozilla/5.0 (compatible; Yahoo! Slurp; http://help.yahoo.com/help/us/ysearch/slurp)	270	0.07%	419
29.	lj611603.inktomisearch.com_Mozilla/5.0 (compatible; Yahoo! Slurp; http://help.yahoo.com/help/us/ysearch/slurp)	269	0.07%	353
30.	lj611419.inktomisearch.com_Mozilla/5.0 (compatible; Yahoo! Slurp; http://help.yahoo.com/help/us/ysearch/slurp)	268	0.07%	404
31.	lj611735.inktomisearch.com_Mozilla/5.0 (compatible; Yahoo! Slurp; http://help.yahoo.com/help/us/ysearch/slurp)	268	0.07%	411
32.	tuna.epa.gov_ColdFusion	267	0.07%	1,012
33.	lj611917.inktomisearch.com_Mozilla/5.0 (compatible; Yahoo! Slurp; http://help.yahoo.com/help/us/ysearch/slurp)	261	0.07%	400
34.	lj612102.inktomisearch.com_Mozilla/5.0 (compatible; Yahoo! Slurp; http://help.yahoo.com/help/us/ysearch/slurp)	260	0.07%	334
35.	lj611512.inktomisearch.com_Mozilla/5.0 (compatible; Yahoo! Slurp; http://help.yahoo.com/help/us/ysearch/slurp)	259	0.07%	399
36.	lj611581.inktomisearch.com_Mozilla/5.0 (compatible; Yahoo! Slurp; http://help.yahoo.com/help/us/ysearch/slurp)	258	0.07%	357
37.	lj611518.inktomisearch.com_Mozilla/5.0 (compatible; Yahoo! Slurp; http://help.yahoo.com/help/us/ysearch/slurp)	258	0.07%	343
38.	lj612009.inktomisearch.com_Mozilla/5.0 (compatible; Yahoo! Slurp; http://help.yahoo.com/help/us/ysearch/slurp)	256	0.07%	365
39.	crawl2.cosmixcorp.com_voyager/1.0	255	0.07%	1,604

	Visitor	Visits	% Visits	Hits
40.	lj612235.inktomisearch.com_Mozilla/5.0 (compatible; Yahoo! Slurp; http://help.yahoo.com/help/us/ysearch/slurp)	255	0.07%	322
41.	lm502039.inktomisearch.com_Mozilla/5.0 (compatible; Yahoo! Slurp; http://help.yahoo.com/help/us/ysearch/slurp)	253	0.07%	330
42.	lj611842.inktomisearch.com_Mozilla/5.0 (compatible; Yahoo! Slurp; http://help.yahoo.com/help/us/ysearch/slurp)	253	0.07%	428
43.	lj611745.inktomisearch.com_Mozilla/5.0 (compatible; Yahoo! Slurp; http://help.yahoo.com/help/us/ysearch/slurp)	253	0.07%	349
44.	lj611392.inktomisearch.com_Mozilla/5.0 (compatible; Yahoo! Slurp; http://help.yahoo.com/help/us/ysearch/slurp)	252	0.07%	384
45.	lj611773.inktomisearch.com_Mozilla/5.0 (compatible; Yahoo! Slurp; http://help.yahoo.com/help/us/ysearch/slurp)	252	0.07%	332
46.	lj611960.inktomisearch.com_Mozilla/5.0 (compatible; Yahoo! Slurp; http://help.yahoo.com/help/us/ysearch/slurp)	252	0.07%	362
47.	lj611105.inktomisearch.com_Mozilla/5.0 (compatible; Yahoo! Slurp; http://help.yahoo.com/help/us/ysearch/slurp)	252	0.07%	400
48.	lj611640.inktomisearch.com_Mozilla/5.0 (compatible; Yahoo! Slurp; http://help.yahoo.com/help/us/ysearch/slurp)	252	0.07%	403
49.	lj611003.inktomisearch.com_Mozilla/5.0 (compatible; Yahoo! Slurp; http://help.yahoo.com/help/us/ysearch/slurp)	251	0.07%	356
50.	lj611185.inktomisearch.com_Mozilla/5.0 (compatible; Yahoo! Slurp; http://help.yahoo.com/help/us/ysearch/slurp)	250	0.07%	366
51.	ct501133.inktomisearch.com_Mozilla/5.0 (compatible; Yahoo! Slurp; http://help.yahoo.com/help/us/ysearch/slurp)	249	0.07%	497
52.	lj611323.inktomisearch.com_Mozilla/5.0 (compatible; Yahoo! Slurp; http://help.yahoo.com/help/us/ysearch/slurp)	248	0.07%	335
53.	lj611827.inktomisearch.com_Mozilla/5.0 (compatible; Yahoo! Slurp; http://help.yahoo.com/help/us/ysearch/slurp)	248	0.07%	337
54.	lj611142.inktomisearch.com_Mozilla/5.0 (compatible; Yahoo! Slurp; http://help.yahoo.com/help/us/ysearch/slurp)	248	0.07%	326
55.	lj611313.inktomisearch.com_Mozilla/5.0 (compatible; Yahoo! Slurp; http://help.yahoo.com/help/us/ysearch/slurp)	247	0.07%	342

	Visitor	Visits	% Visits	Hits
56.	ct501307.inktomisearch.com_Mozilla/5.0 (compatible; Yahoo! Slurp; http://help.yahoo.com/help/us/ysearch/slurp)	247	0.07%	335
57.	lj611529.inktomisearch.com_Mozilla/5.0 (compatible; Yahoo! Slurp; http://help.yahoo.com/help/us/ysearch/slurp)	246	0.07%	385
58.	lj611810.inktomisearch.com_Mozilla/5.0 (compatible; Yahoo! Slurp; http://help.yahoo.com/help/us/ysearch/slurp)	245	0.07%	326
59.	lj611126.inktomisearch.com_Mozilla/5.0 (compatible; Yahoo! Slurp; http://help.yahoo.com/help/us/ysearch/slurp)	244	0.06%	365
60.	lj611930.inktomisearch.com_Mozilla/5.0 (compatible; Yahoo! Slurp; http://help.yahoo.com/help/us/ysearch/slurp)	244	0.06%	362
61.	lj611959.inktomisearch.com_Mozilla/5.0 (compatible; Yahoo! Slurp; http://help.yahoo.com/help/us/ysearch/slurp)	244	0.06%	330
62.	lj611444.inktomisearch.com_Mozilla/5.0 (compatible; Yahoo! Slurp; http://help.yahoo.com/help/us/ysearch/slurp)	244	0.06%	348
63.	lj611065.inktomisearch.com_Mozilla/5.0 (compatible; Yahoo! Slurp; http://help.yahoo.com/help/us/ysearch/slurp)	244	0.06%	338
64.	lj611892.inktomisearch.com_Mozilla/5.0 (compatible; Yahoo! Slurp; http://help.yahoo.com/help/us/ysearch/slurp)	243	0.06%	352
65.	lj611198.inktomisearch.com_Mozilla/5.0 (compatible; Yahoo! Slurp; http://help.yahoo.com/help/us/ysearch/slurp)	241	0.06%	316
66.	lj611563.inktomisearch.com_Mozilla/5.0 (compatible; Yahoo! Slurp; http://help.yahoo.com/help/us/ysearch/slurp)	241	0.06%	370
67.	lj611495.inktomisearch.com_Mozilla/5.0 (compatible; Yahoo! Slurp; http://help.yahoo.com/help/us/ysearch/slurp)	241	0.06%	360
68.	lj612233.inktomisearch.com_Mozilla/5.0 (compatible; Yahoo! Slurp; http://help.yahoo.com/help/us/ysearch/slurp)	241	0.06%	371
69.	lj611042.inktomisearch.com_Mozilla/5.0 (compatible; Yahoo! Slurp; http://help.yahoo.com/help/us/ysearch/slurp)	241	0.06%	327
70.	lj611049.inktomisearch.com_Mozilla/5.0 (compatible; Yahoo! Slurp; http://help.yahoo.com/help/us/ysearch/slurp)	240	0.06%	331
71.	lj611369.inktomisearch.com_Mozilla/5.0 (compatible; Yahoo! Slurp; http://help.yahoo.com/help/us/ysearch/slurp)	239	0.06%	346

	Visitor	Visits	% Visits	Hits
72.	lj612389.inktomisearch.com_Mozilla/5.0 (compatible; Yahoo! Slurp; http://help.yahoo.com/help/us/ysearch/slurp)	239	0.06%	431
73.	lj611999.inktomisearch.com_Mozilla/5.0 (compatible; Yahoo! Slurp; http://help.yahoo.com/help/us/ysearch/slurp)	239	0.06%	301
74.	livebot-65-55-215-18.search.live.com_msnbot/1.0 (+http://search.msn.com/msnbot.htm)	239	0.06%	713
75.	lj611024.inktomisearch.com_Mozilla/5.0 (compatible; Yahoo! Slurp; http://help.yahoo.com/help/us/ysearch/slurp)	238	0.06%	368
76.	lj611736.inktomisearch.com_Mozilla/5.0 (compatible; Yahoo! Slurp; http://help.yahoo.com/help/us/ysearch/slurp)	238	0.06%	295
77.	lm502037.inktomisearch.com_Mozilla/5.0 (compatible; Yahoo! Slurp; http://help.yahoo.com/help/us/ysearch/slurp)	238	0.06%	263
78.	lj612030.inktomisearch.com_Mozilla/5.0 (compatible; Yahoo! Slurp; http://help.yahoo.com/help/us/ysearch/slurp)	237	0.06%	330
79.	lj611919.inktomisearch.com_Mozilla/5.0 (compatible; Yahoo! Slurp; http://help.yahoo.com/help/us/ysearch/slurp)	237	0.06%	332
80.	lj611467.inktomisearch.com_Mozilla/5.0 (compatible; Yahoo! Slurp; http://help.yahoo.com/help/us/ysearch/slurp)	237	0.06%	314
81.	lj611729.inktomisearch.com_Mozilla/5.0 (compatible; Yahoo! Slurp; http://help.yahoo.com/help/us/ysearch/slurp)	237	0.06%	315
82.	lj612216.inktomisearch.com_Mozilla/5.0 (compatible; Yahoo! Slurp; http://help.yahoo.com/help/us/ysearch/slurp)	237	0.06%	361
83.	lj611054.inktomisearch.com_Mozilla/5.0 (compatible; Yahoo! Slurp; http://help.yahoo.com/help/us/ysearch/slurp)	237	0.06%	340
84.	lj611238.inktomisearch.com_Mozilla/5.0 (compatible; Yahoo! Slurp; http://help.yahoo.com/help/us/ysearch/slurp)	237	0.06%	323
85.	lj611300.inktomisearch.com_Mozilla/5.0 (compatible; Yahoo! Slurp; http://help.yahoo.com/help/us/ysearch/slurp)	237	0.06%	379
86.	lj611378.inktomisearch.com_Mozilla/5.0 (compatible; Yahoo! Slurp; http://help.yahoo.com/help/us/ysearch/slurp)	237	0.06%	375
87.	lj612153.inktomisearch.com_Mozilla/5.0 (compatible; Yahoo! Slurp; http://help.yahoo.com/help/us/ysearch/slurp)	236	0.06%	319
88.	lj612024.inktomisearch.com_Mozilla/5.0 (compatible; Yahoo! Slurp; http://help.yahoo.com/help/us/ysearch/slurp)	236	0.06%	348

	Visitor	Visits	% Visits	Hits
89.	lj611168.inktomisearch.com_Mozilla/5.0 (compatible; Yahoo! Slurp; http://help.yahoo.com/help/us/ysearch/slurp)	236	0.06%	374
90.	lj611544.inktomisearch.com_Mozilla/5.0 (compatible; Yahoo! Slurp; http://help.yahoo.com/help/us/ysearch/slurp)	236	0.06%	386
91.	lj611582.inktomisearch.com_Mozilla/5.0 (compatible; Yahoo! Slurp; http://help.yahoo.com/help/us/ysearch/slurp)	235	0.06%	297
92.	lj611151.inktomisearch.com_Mozilla/5.0 (compatible; Yahoo! Slurp; http://help.yahoo.com/help/us/ysearch/slurp)	235	0.06%	326
93.	lj611933.inktomisearch.com_Mozilla/5.0 (compatible; Yahoo! Slurp; http://help.yahoo.com/help/us/ysearch/slurp)	235	0.06%	320
94.	lj611181.inktomisearch.com_Mozilla/5.0 (compatible; Yahoo! Slurp; http://help.yahoo.com/help/us/ysearch/slurp)	234	0.06%	315
95.	lj612013.inktomisearch.com_Mozilla/5.0 (compatible; Yahoo! Slurp; http://help.yahoo.com/help/us/ysearch/slurp)	234	0.06%	336
96.	lj611008.inktomisearch.com_Mozilla/5.0 (compatible; Yahoo! Slurp; http://help.yahoo.com/help/us/ysearch/slurp)	234	0.06%	329
97.	lj612121.inktomisearch.com_Mozilla/5.0 (compatible; Yahoo! Slurp; http://help.yahoo.com/help/us/ysearch/slurp)	234	0.06%	305
98.	lj612093.inktomisearch.com_Mozilla/5.0 (compatible; Yahoo! Slurp; http://help.yahoo.com/help/us/ysearch/slurp)	233	0.06%	294
99.	lj611222.inktomisearch.com_Mozilla/5.0 (compatible; Yahoo! Slurp; http://help.yahoo.com/help/us/ysearch/slurp)	233	0.06%	332
100.	lj611101.inktomisearch.com_Mozilla/5.0 (compatible; Yahoo! Slurp; http://help.yahoo.com/help/us/ysearch/slurp)	233	0.06%	293
	Subtotal for rows: 1 - 100	27,274	7.26%	62,864
	Other	348,475	92.74%	1,408,404
	Total	375,749	100.00%	1,471,268

items 1-100 of 5000

Top Visitors - Help Card



Column Definitions

Visitor

The IP address, domain name, or cookie of the visitor.

Visits

Number of times the specified visitor visited your site. A visit is a series of actions that begins when a visitor views their first page from the server, and ends when the visitor leaves the site or remains idle beyond the idle-time limit. The default idle-time limit is thirty minutes. This time limit can be changed by the system administrator.

Hits

Number of hits attributed to the specified visitor. Each file requested by a visitor registers as a hit. There can be several hits on each page. While the volume of hits reflects the amount of server traffic, it is not an accurate reflection of the number of pages viewed.



Report Descriptions

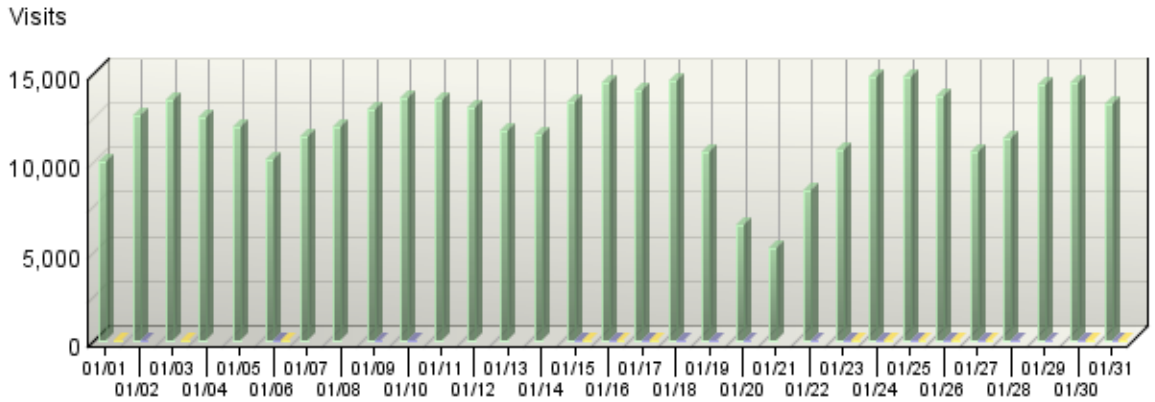
Consider the visitors who use the site most, and tailor your site to their interests and needs. If your site is an intranet, notice which employees use the site most, and find out what they like about it. You might also get feedback from those who use it the least and find out what they are looking for.

Note: If a visitor has a dynamic IP address, or if a group of visitors are behind a proxy server or firewall, this data might be misleading. In the case of a dynamic IP address, multiple IP addresses could be shown for a single visitor, and in the case of a firewall or proxy server, one IP address could be used by more than one visitor.

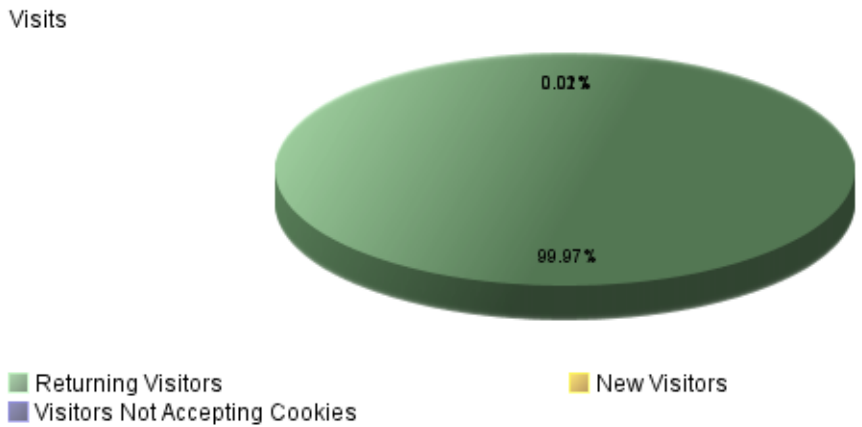
New vs. Return Visits

This report compares the number of visits by new and returning visitors to your site.

New vs. Return Visits Trend



New vs. Return Visits



New vs. Return Visits

Visitor Type	Visits	% Visits
Returning Visitors	375,654	99.97%
Visitors Not Accepting Cookies	72	0.02%
New Visitors	23	0.01%
Total	375,749	100.00%

items 1-3 of 3

New vs. Return Visits - Help Card



Column Definitions

New Visitors

Visitors whose visit starts without any cookie information but acquires a cookie (or multiple cookies) during the visit. For single-page visits there is no way (without the use of SmartSource Data Collection) to distinguish a new visitor from a visitor that does not accept cookies. As a result these visits are categorized as Visitors Not Accepting Cookies.

Returning Visitors

Visitors who already had a cookie from your site when they visited.

Visitors Not Accepting Cookies

Visitors not accepting cookies from your site. There is no way to determine if these visitors are new or returning. Note that Express Analysis does not report on this information.

Visits

Number of visits by visitors who fit into the specified visitor category. A visit is a series of actions that begins when a visitor views their first page from the server, and ends when the visitor leaves the site or remains idle beyond the idle-time limit. The default idle-time limit is thirty minutes. This time limit can be changed by the system administrator.

%

Percentage of visitors who fit into the specified visitor category.



Report Descriptions

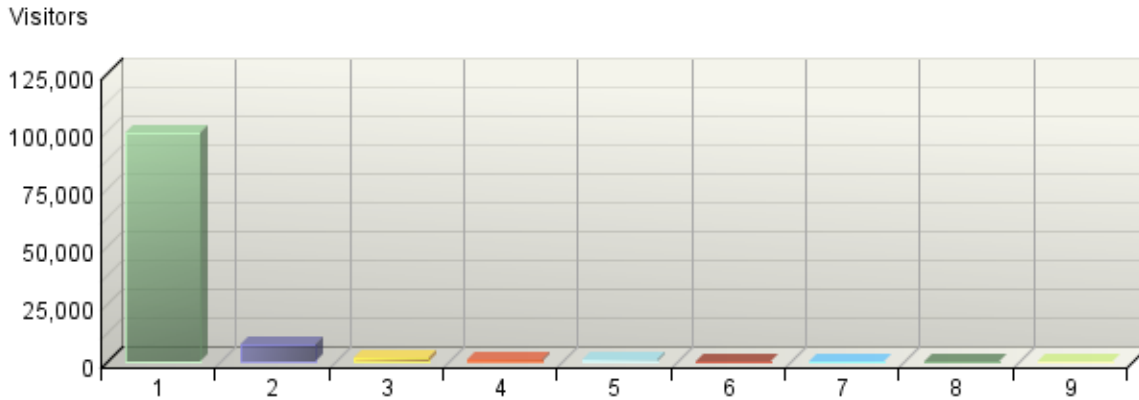
By tracking the ratio between new and return visits over a period of time, you can determine if your site is attracting enough returning visitors.

Note: This report uses only cookies to determine whether a visitor is new or returning. This information cannot therefore be correlated to visitor counts obtained using IP tracking. For example, when a visitor goes to a site that has session-based cookies but no permanent cookies, they will receive a cookie on their second hit and be labeled a new visitor. If they close their browser, wait an hour, and go back to the same site, they will have no cookies on their first hit (since the cookie they got previously was session-based) and will once again be issued a cookie on their second hit. If the site's logs are analyzed using the IP tracking method, the result is 1 unique visitor (determined using IP tracking), but 2 visits and 2 new or first-time visitors (determined using cookies).

Visitors by Number of Visits

This report shows the distribution of visitors based on how many times each visitor visited your site.

Visitors by Number of Visits



Visitors by Number of Visits

Number of Visits	Visitors	% Visitors
1 visit	99,567	87.84%
2 visits	7,415	6.54%
3 visits	1,994	1.76%
4 visits	832	0.73%
5 visits	473	0.42%
6 visits	296	0.26%
7 visits	175	0.15%
8 visits	152	0.13%
9 visits	115	0.10%
Other	2,325	2.05%
Total	113,344	100.00%

items 1-9 of 9

Visitors by Number of Visits - Help Card



Column Definitions

Number of Visits

The number of visits by each visitor during the period of the report.

Visitors

Number of individuals who came to your site the amount of times specified in the Number of Visits column.

%

Percentage of visitors who came to your site the amount of times specified in the Number of Visits column.



Report Descriptions

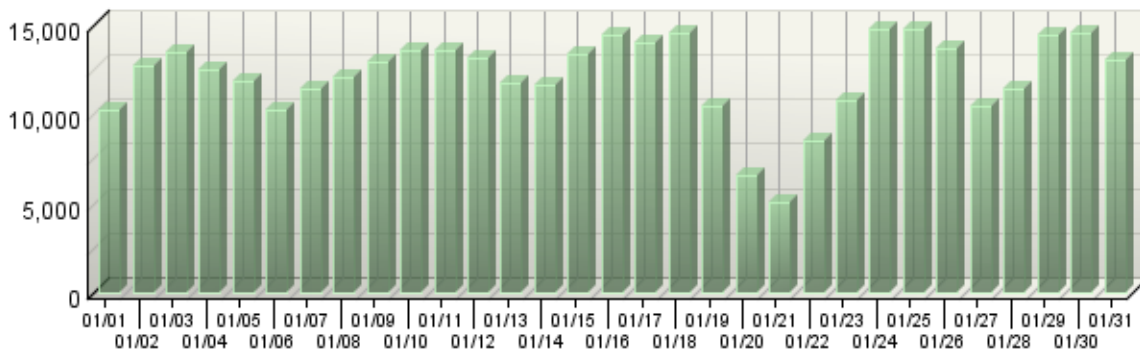
This information can indicate whether or not your site compels visitors to return. Updating web site content is one way to draw return visitors.

Visitors Trend

This report shows how many times visitors visited your web site and how long they stayed. The information is divided into time slices based on the duration of the log file. Some visits may span more than one time interval, and will be counted in each interval where they appear. The sum of visits for all intervals may therefore exceed the total visits shown in the Overview Dashboard page.

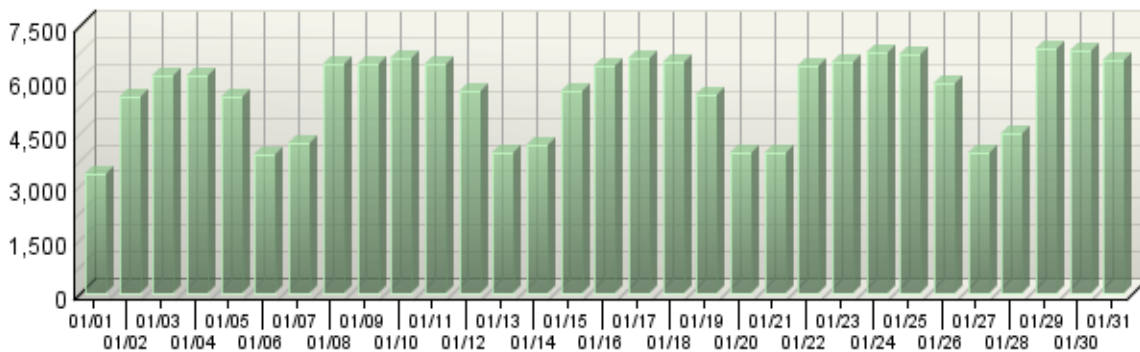
Active Visits Trend

Active Visits



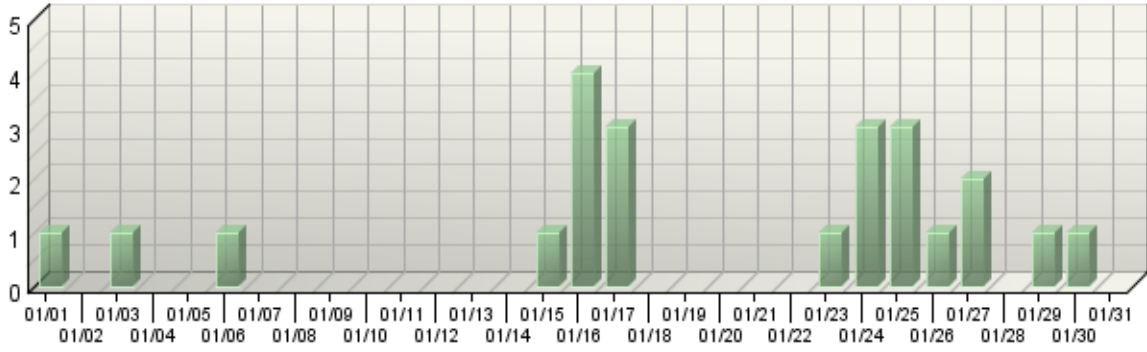
Visitors Trend

Visitors



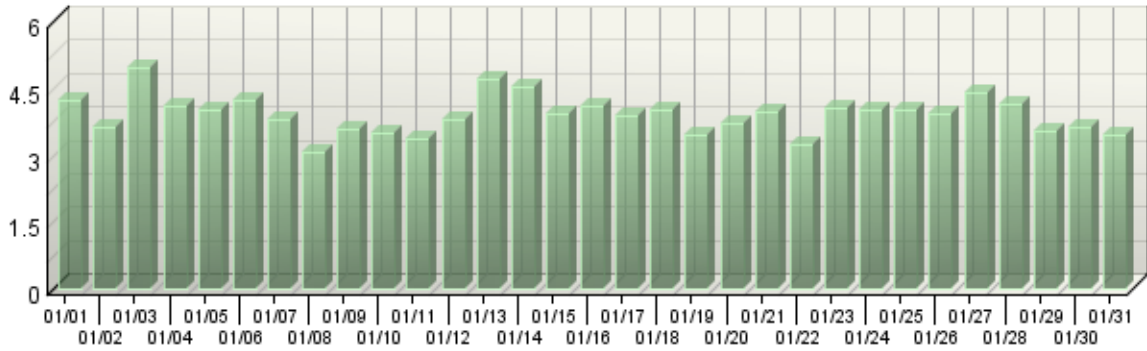
New Visitors Trend

New Visitors



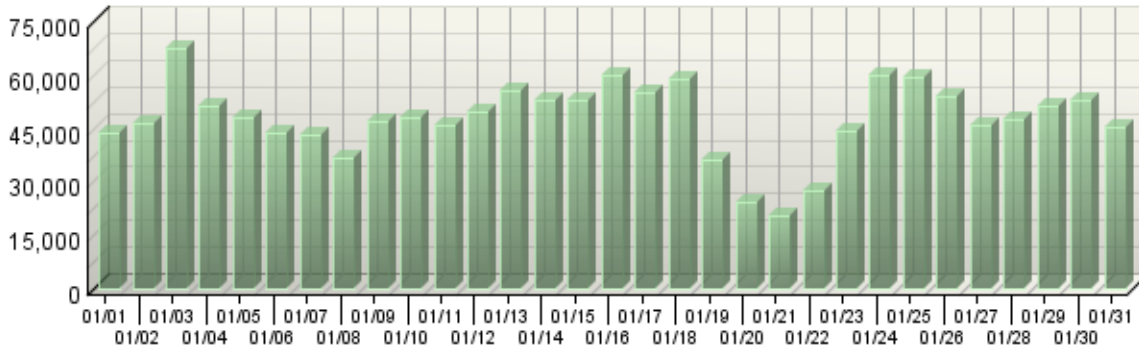
Average Length of Visit Trend

Average Visit Duration



Visitor Minutes Trend

Visitor Minutes



Visitors Trend

Day	Active Visits	Visitors	New Visitors
01/01	10,247	3,333	1
01/02	12,682	5,522	0
01/03	13,485	6,108	1
01/04	12,475	6,100	0
01/05	11,890	5,508	0
01/06	10,275	3,872	1
01/07	11,388	4,218	0
01/08	12,040	6,413	0
01/09	12,999	6,404	0
01/10	13,590	6,581	0
01/11	13,588	6,423	0
01/12	13,115	5,667	0
01/13	11,744	3,963	0
01/14	11,623	4,140	0
01/15	13,364	5,645	1
01/16	14,506	6,340	4
01/17	14,063	6,594	3
01/18	14,602	6,457	0
01/19	10,475	5,574	0
01/20	6,542	3,950	0
01/21	5,123	3,923	0
01/22	8,536	6,384	0
01/23	10,844	6,499	1
01/24	14,832	6,762	3

Day	Active Visits	Visitors	New Visitors
01/25	14,822	6,687	3
01/26	13,736	5,873	1
01/27	10,458	3,964	2
01/28	11,444	4,493	0
01/29	14,471	6,838	1
01/30	14,519	6,825	1
01/31	13,075	6,529	0
Average	12,146	5,599	0
Total	-	-	23

items 1-31 of 31

Visitors Trend

Day	Average Visit Duration	Visitor Minutes
01/01	00:04:14	43,507.8
01/02	00:03:38	46,215.17
01/03	00:04:59	67,237.68
01/04	00:04:05	51,048.77
01/05	00:04:01	47,771.52
01/06	00:04:15	43,785.85
01/07	00:03:48	43,351.13
01/08	00:03:03	36,811.23
01/09	00:03:35	46,718.13
01/10	00:03:31	47,913.95
01/11	00:03:23	46,106.37
01/12	00:03:47	49,791.32
01/13	00:04:43	55,570.82
01/14	00:04:33	52,931.08
01/15	00:03:56	52,711.38
01/16	00:04:07	59,803.52
01/17	00:03:54	54,973.52
01/18	00:04:01	58,772.87
01/19	00:03:28	36,337.18
01/20	00:03:44	24,519.78
01/21	00:03:57	20,248.17
01/22	00:03:14	27,736.12
01/23	00:04:04	44,114.12
01/24	00:04:02	60,005.07
01/25	00:04:01	59,537.3
01/26	00:03:56	54,066.72

Day	Average Visit Duration	Visitor Minutes
01/27	00:04:23	45,880.13
01/28	00:04:08	47,470.63
01/29	00:03:33	51,492.1
01/30	00:03:38	52,963.55
01/31	00:03:27	45,202.72
Average	-	47,567.6
Total	-	1,474,595.68

items 1-31 of 31

Visitors Trend - Help Card



Column Definitions

Time Interval (hour, day, etc.)

A one-year report displays monthly time increments. A one-quarter report displays weekly time increments. A one-month report or a one-week report displays daily time increments. A daily report displays hourly time increments. An hour-long interval marked 12:00, for example, includes all activity between 12:00 and 12:59.

Active Visits

Number of active visits to your web site. If a visit spans multiple time intervals, it is counted in each interval. Every visit from a visitor is counted, even if the same visitor came to your web site multiple times. Also included are zero-length visits. A zero-length visit occurs when all hits for that visit are logged with the exact same time stamp.

Visitors

Number of individuals who visited your site during the report interval. For a daily report, if someone visits more than once, that person is counted only the first time he or she visits. Values of "-" indicate that the detailed data required is not available. This situation occurs when the Top Visitors report has reached its configured limit or when reports for the corresponding period are turned off. For non-daily reports, the visitor measure total is "-" since the same visitor can be counted in multiple intervals.

New Visitors

Number of visitors who had never visited your web site before.

Average Visit Duration

The average amount of time visitors spent at your site within the given time interval. The data is formatted as hh:mm:ss (hours:minutes:seconds). The average visit duration is calculated by dividing the value from the Visitor Minutes column by the value from the Active Visits column.

Visitor Minutes

Number of minutes your web site was viewed, regardless of who was viewing it.



Report Descriptions

Use this page to determine which times your web site is busiest.

Daily averages cut off visits that continue into the next day, whereas weekly averages do not. Therefore, weekly averages may appear a bit longer than daily averages.

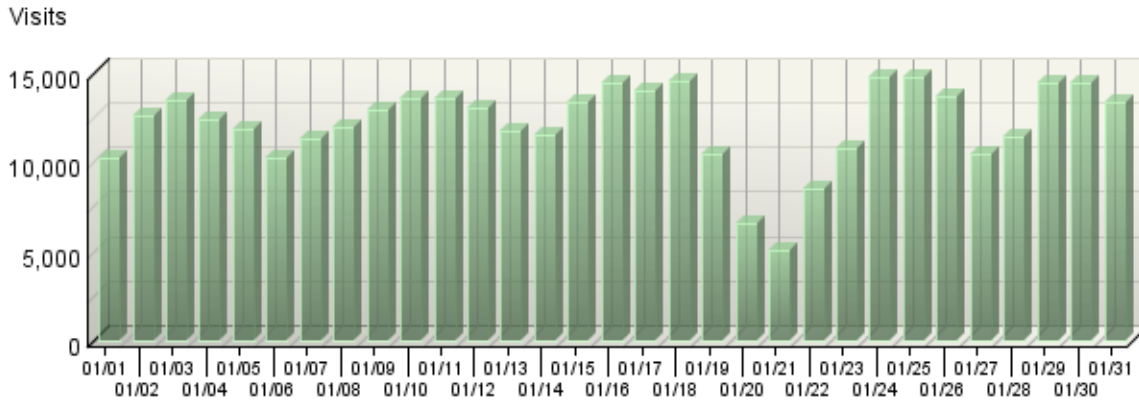
Total - The total for the column. Visits may span more than one time interval and are counted for each hour in this report. We therefore do not provide a total, which would be misleading.

Average - This row gives the average for each column.

Visits Trend

This report shows how the number of visits to your site changes over the course of the report period.

Visits Trend



Visits Trend

Day	Visits	% Visits
01/01	10,247	2.72%
01/02	12,652	3.36%
01/03	13,450	3.58%
01/04	12,451	3.31%
01/05	11,860	3.15%
01/06	10,263	2.73%
01/07	11,363	3.02%
01/08	12,018	3.20%
01/09	12,973	3.45%
01/10	13,565	3.61%
01/11	13,566	3.61%
01/12	13,081	3.48%
01/13	11,711	3.11%
01/14	11,593	3.08%
01/15	13,334	3.55%
01/16	14,478	3.85%
01/17	14,030	3.73%
01/18	14,578	3.88%
01/19	10,448	2.78%

Day	Visits	% Visits
01/20	6,529	1.74%
01/21	5,110	1.36%
01/22	8,522	2.27%
01/23	10,828	2.88%
01/24	14,787	3.93%
01/25	14,785	3.93%
01/26	13,701	3.64%
01/27	10,449	2.78%
01/28	11,410	3.03%
01/29	14,439	3.84%
01/30	14,488	3.85%
01/31	13,331	3.55%
Total	376,040	100.00%

items 1-31 of 31

Visits Trend - Help Card



Column Definitions

Time Interval (hour, day, etc.)

A one-year report displays monthly time increments. A one-quarter report displays weekly time increments. A one-month report or a one-week report displays daily time increments. A daily report displays hourly time increments. An hour-long interval marked 12:00, for example, includes all activity between 12:00 and 12:59.

Visits

Number of visits to your site during the specified time interval. A visit is a series of actions that begins when a visitor views their first page from the server, and ends when the visitor leaves the site or remains idle beyond the idle-time limit. The default idle-time limit is thirty minutes. This time limit can be changed by the system administrator.

%

Percentage of visits to your site during the specified time interval compared with all visits to your site during the report period.



Report Descriptions

Periods of less activity can be considered good times for maintenance and content improvement.

Organizations

If you have enabled the WebTrends GeoTrends Database for this profile, this page will list the most active companies and other organizations visiting your web site.

Organizations

No data is available for this graph.

Organizations

No data is available for this table.

Organizations - Help Card



Column Definitions

Organization

The name of the organization, which could be a company, a government agency, a school, or any other type of organization. This name was determined by either of the following methods:

- The visitor's IP address matched an Intranet Domain configuration within the Admin Console.
- Looking up the visitor's IP address in the WebTrends GeoTrends Database.

Unknown

The organization could not be determined.

Domain Name

The text name (for example, webtrends.com) corresponding to the visitor's IP address. The domain name can be determined from any of the following methods:

- The domain was logged by the web server.
- The IP address matched an Intranet Domain configuration within the Admin Console.
- DNS resolution.

IP addresses that do not resolve to a domain by these methods are categorized as follows:

- Reserved IP Address - The IP address falls within a block of reserved addresses. For example, 192.168.x.x and 10.x.x.x addresses are reserved for private networks.
- Unresolved IP Address - Category for IP addresses that did not resolve to a domain (perhaps because DNS resolution was disabled).

The domain name shown is the second-level domain name, such as webtrends.com. For example, all visitors from sales.webtrends.com, us.sales.webtrends.com, and service.webtrends.com are combined in the statistics for webtrends.com. If the top-level domain name is a country code, then the third-level domain name is shown also (for example, anycompany.com.au).

Visits

Number of visits to your site from this organization. A visit is a series of actions that begins when a visitor views their first page from the server, and ends when the visitor leaves the site or remains idle beyond the idle-time limit. The default idle-time limit is thirty minutes. This time limit can be changed by the system administrator.

Hits

Number of hits to your site from this organization. Each file requested by a visitor registers as a hit. There can be several hits on each page. While the volume of hits reflects the amount of server traffic, it is not an accurate reflection of the number of pages viewed.



Report Descriptions

Use this information when you are interested in an organization as a whole, such as Webtrends Inc. You can identify the major domain names from each company, such as webtrends.com from WebTrends Inc.

Authenticated Usernames

This report identifies the true name and activity level of the visitors logging onto a server that requires a user name and password.

Authenticated Usernames Trend

No data is available for this graph.

Authenticated Usernames

No data is available for this graph.

Authenticated Usernames

No data is available for this table.

Authenticated Usernames - Help Card



Column Definitions

Authenticated Username

A visitor tracked by user name and password rather than by IP address. You may find more authenticated user names than total visitors because several persons may be using the same IP address. Since many ISPs dynamically assign IP addresses, and since multiple visitors may use a single IP address, authentication is a much more accurate way to identify visitors.

Visits

Number of times the specified visitor visited your site. A visit is a series of actions that begins when a visitor views their first page from the server, and ends when the visitor leaves the site or remains idle beyond the idle-time limit. The default idle-time limit is thirty minutes. This time limit can be changed by the system administrator.

Hits

Number of hits generated by the specified visitor. Each file requested by a visitor registers as a hit. There can be several hits on each page. While the volume of hits reflects the amount of server traffic, it is not an accurate reflection of the number of pages viewed.

%

Percentage of visits or hits to your site by the specified visitor out of those by all authenticated user names.



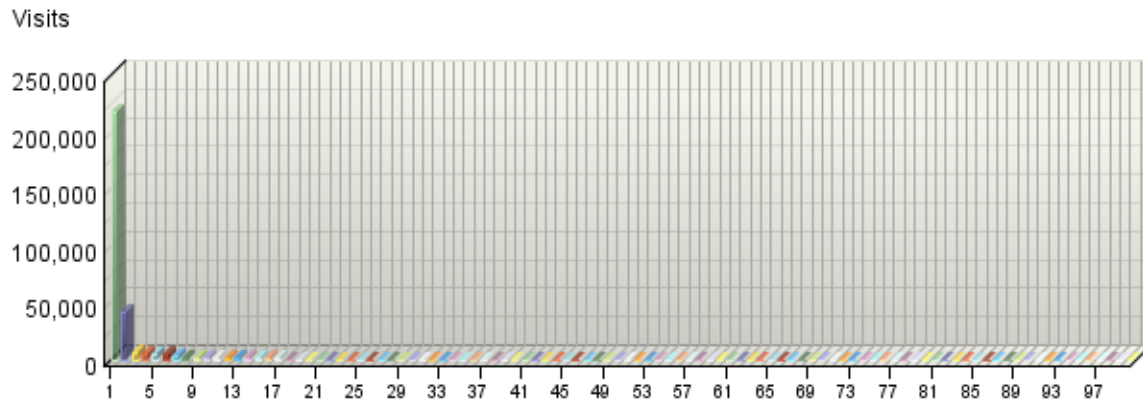
Report Descriptions

You may use this information for your marketing efforts, such as special promotions or newsletters.

Domain Names

This report lists the domain name that generates the most activity to your web site.

Domain Names



Domain Names

	Domain Name	Visits	% Visits	Hits
1.	inktomisearch.com	218,464	58.10%	303,140
2.	Unresolved IP Address	42,370	11.27%	307,255
3.	comcast.net	6,473	1.72%	42,204
4.	aol.com	5,767	1.53%	8,491
5.	live.com	5,012	1.33%	30,590
6.	rr.com	4,647	1.24%	32,008
7.	verizon.net	3,949	1.05%	25,356
8.	cox.net	2,350	0.62%	14,443
9.	sbcglobal.net	1,794	0.48%	10,647
10.	bellsouth.net	1,732	0.46%	11,276
11.	charter.com	1,487	0.40%	10,443
12.	qwest.net	1,453	0.39%	7,966
13.	pacbell.net	1,398	0.37%	7,338
14.	ameritech.net	943	0.25%	5,574
15.	swbell.net	926	0.25%	5,791
16.	optonline.net	908	0.24%	5,578
17.	prod-infinity.com.mx	897	0.24%	4,640
18.	phx.gbl	769	0.20%	4,514
19.	rima-tde.net	763	0.20%	3,302

	Domain Name	Visits	% Visits	Hits
20.	ask.com	745	0.20%	13,935
21.	dsl.bell.ca	715	0.19%	3,938
22.	rogers.com	685	0.18%	3,439
23.	singnet.com.sg	672	0.18%	1,342
24.	epa.gov	607	0.16%	11,011
25.	vsnl.net.in	591	0.16%	4,122
26.	twtelecom.net	586	0.16%	3,846
27.	picsearch.com	577	0.15%	2,074
28.	btcentralplus.com	572	0.15%	2,657
29.	shawcable.net	570	0.15%	2,919
30.	bezeqint.net	552	0.15%	1,328
31.	speedy.net.pe	543	0.14%	3,066
32.	mindspring.com	507	0.13%	3,416
33.	embarqhsd.net	476	0.13%	3,483
34.	adelphia.net	470	0.12%	3,461
35.	level3.net	466	0.12%	2,845
36.	cosmixcorp.com	464	0.12%	1,915
37.	covad.net	431	0.11%	2,880
38.	yahoo.com	426	0.11%	5,335
39.	cantv.net	421	0.11%	1,983
40.	grouptelecom.net	367	0.10%	1,094
41.	telus.net	358	0.10%	1,797
42.	insightbb.com	349	0.09%	2,486
43.	net.my	345	0.09%	1,887
44.	exabot.com	338	0.09%	2,178
45.	navy.mil	335	0.09%	1,099
46.	sdc-moses.com	328	0.09%	103,875
47.	army.mil	320	0.09%	1,778
48.	af.mil	318	0.08%	2,209
49.	pldt.net	303	0.08%	1,756
50.	theplanet.com	301	0.08%	512
51.	direcpc.com	296	0.08%	1,662
52.	sify.net	286	0.08%	1,695
53.	google.com	280	0.07%	356
54.	blueyonder.co.uk	276	0.07%	1,731
55.	algx.net	275	0.07%	1,331
56.	ntli.net	271	0.07%	1,343
57.	fti.net	271	0.07%	7,644
58.	asianet.co.th	269	0.07%	1,141
59.	hinet.net	259	0.07%	1,025
60.	alltel.net	258	0.07%	1,631

	Domain Name	Visits	% Visits	Hits
61.	yahoo.net	253	0.07%	3,517
62.	mchsi.com	251	0.07%	1,540
63.	saix.net	239	0.06%	513
64.	rcn.com	239	0.06%	1,785
65.	t-dialin.net	237	0.06%	1,262
66.	layeredtech.com	235	0.06%	412
67.	abo.wanadoo.fr	224	0.06%	3,655
68.	ttnet.net.tr	216	0.06%	1,205
69.	comcastbusiness.net	213	0.06%	1,701
70.	as9105.com	210	0.06%	1,090
71.	emirates.net.ae	208	0.06%	2,021
72.	become.com	204	0.05%	880
73.	ibm.com	204	0.05%	381
74.	frontiernet.net	200	0.05%	1,285
75.	asd.tj.cn	199	0.05%	347
76.	datareturn.com	199	0.05%	310
77.	googlebot.com	194	0.05%	51,869
78.	bigpond.net.au	191	0.05%	870
79.	cgocable.net	186	0.05%	992
80.	suddenlink.net	181	0.05%	1,195
81.	xo.net	181	0.05%	1,163
82.	snet.net	178	0.05%	838
83.	uiuc.edu	177	0.05%	1,411
84.	59.airtelbroadband.in	173	0.05%	1,003
85.	speakeasy.net	172	0.05%	1,285
86.	125.airtelbroadband.in	170	0.05%	1,265
87.	usgs.gov	169	0.04%	1,184
88.	archive.org	166	0.04%	181
89.	looksmart.com	163	0.04%	1,015
90.	ntl.com	162	0.04%	892
91.	maxonline.com.sg	161	0.04%	850
92.	isu.net.sa	159	0.04%	286
93.	megared.net.mx	156	0.04%	440
94.	knology.net	156	0.04%	425
95.	telkom.net.id	155	0.04%	852
96.	pol.co.uk	155	0.04%	828
97.	wideopenwest.com	146	0.04%	850
98.	outboundrequest.com	143	0.04%	243
99.	dip0.t-ipconnect.de	143	0.04%	725
100.	svabuse.info	142	0.04%	198
Subtotal for rows: 1 - 100		327,091	86.98%	1,152,545

Domain Name	Visits	% Visits	Hits
Other	48,949	13.02%	320,456
Total	376,040	100.00%	1,473,001

items 1-100 of 2000

Domain Names - Help Card



Column Definitions

Domain Name

The text name (for example, webtrends.com) corresponding to the visitor's IP address. The domain name can be determined from any of the following methods:

- The domain was logged by the web server.
- The IP address matched an Intranet Domain configuration within the Admin Console.
- DNS resolution.

IP addresses that do not resolve to a domain by these methods are categorized as follows:

- Reserved IP Address - The IP address falls within a block of reserved addresses. For example, 192.168.x.x and 10.x.x.x addresses are reserved for private networks.
- Unresolved IP Address - Category for IP addresses that did not resolve to a domain (perhaps because DNS resolution was disabled).

The domain name shown is the second-level domain name, such as webtrends.com. For example, all visitors from sales.webtrends.com, us.sales.webtrends.com, and service.webtrends.com are combined in the statistics for webtrends.com. If the top-level domain name is a country code, then the third-level domain name is shown also (for example, anycompany.com.au).

Visits

Number of visits to your site from this domain name. A visit is a series of actions that begins when a visitor views their first page from the server, and ends when the visitor leaves the site or remains idle beyond the idle-time limit. The default idle-time limit is thirty minutes. This time limit can be changed by the system administrator.

Hits

Number of hits to your site from this domain name. Each file requested by a visitor registers as a hit. There can be several hits on each page. While the volume of hits reflects the amount of server traffic, it is not an accurate reflection of the number of pages viewed.



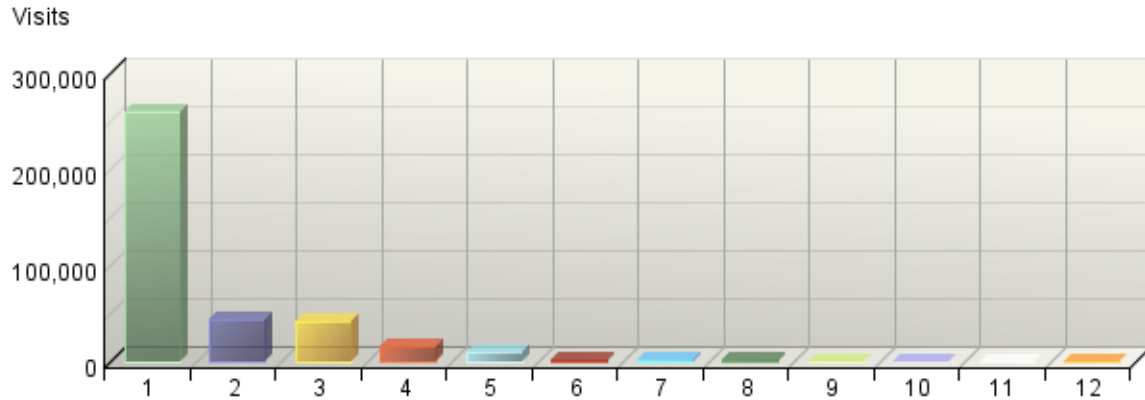
Report Descriptions

Use this information when you are interested in high-level domain names of visitors generating the most activity to your web site.

Top-Level Domain Types

This report provides a breakdown of top-level domain types.

Top-Level Domain Types



Top-Level Domain Types

Top-Level Domain Types	Visits	% Visits	Hits
Commercial	259,553	69.02%	686,087
Network	44,313	11.78%	277,129
Unresolved IP Address	42,376	11.27%	307,278
Unknown	15,245	4.05%	85,006
Education	9,050	2.41%	78,261
Government	2,388	0.64%	22,528
Organization	1,638	0.44%	9,916
Military	1,177	0.31%	5,920
Informational	197	0.05%	331
ARPANET	70	0.02%	336
Business	21	0.01%	134
International	12	0.00%	75
Total	376,040	100.00%	1,473,001

items 1-12 of 12

Top-Level Domain Types - Help Card



Column Definitions

Reserved IP Address

The IP address falls within a block of reserved addresses. For example, 192.168.x.x and 10.x.x.x addresses are reserved for private networks.

Unresolved IP Address

Category for IP addresses that did not resolve to a domain (perhaps because DNS resolution was disabled).

Unknown

The domain suffix did not match any of the top-level domain categories.

Top-Level Domain

The suffix of a domain name. A top-level domain can be based on the type of organization (.com, .edu, .museum, .name, etc) or it can be a country code (.uk, .de, .jp, .us, etc.). The top-level domain can be used to identify the type of web site. The following is a partial list of how this report categorizes top-level domains:

- ARPANET: .arpa
- Commercial: .com .co .com.[country code] .co.[country code] .firm.co .firm.ve .ltd.uk .info .biz
- Education: .edu .edu.[country-code] .ed.[country code] .ac.[country code] .school.[country code] .k12.[country code] .re.kr .sch.uk .edunet.tn
- International: .int .int.co .int.ve .intl.tn
- Government: .gov .gov.[country code] .gove.[country code] .go.[country code]
- Military: .mil .mil.[country code]
- Network: .net .ad.jp .ne.kr .net.[country code]
- Organization: .org .or .org.[country code] .or.[country code]
- Personal: .name

Visits

Number of visits to your site from the specified top-level domain. A visit is a series of actions that begins when a visitor views their first page from the server, and ends when the visitor leaves the site or remains idle beyond the idle-time limit. The default idle-time limit is thirty minutes. This time limit can be changed by the system administrator.

Hits

Number of hits to your site from the specified top-level domain. Each file requested by a visitor registers as a hit. There can be several hits on each page. While the volume of hits reflects the amount of server traffic, it is not an accurate reflection of the number of pages viewed.



Report Descriptions

Consider which types of organizations are interested in your site, and consider how you can interest other types of organizations.

Note: This information can be displayed only if reverse DNS lookups have been performed. Even when DNS lookups are performed, some IP addresses cannot be resolved to a domain name.

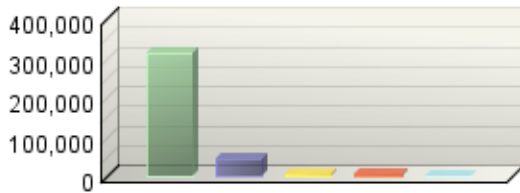
Total - This represents the total visits or hits where there was sufficient information to identify the top-level domain. This number may be less than the total activity overall.

Geography Dashboard

This page contains key graphs and tables that provide an overview of this chapter. When viewing through the on-demand interface, you can click on the title of a graph or table to navigate to the corresponding page.

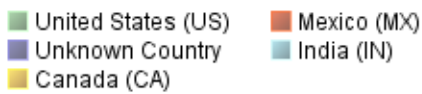
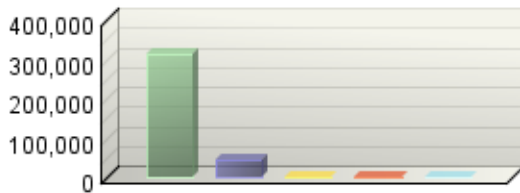
Regions

Visits



Countries

Visits



North American States and Provinces

No data is available for this graph.

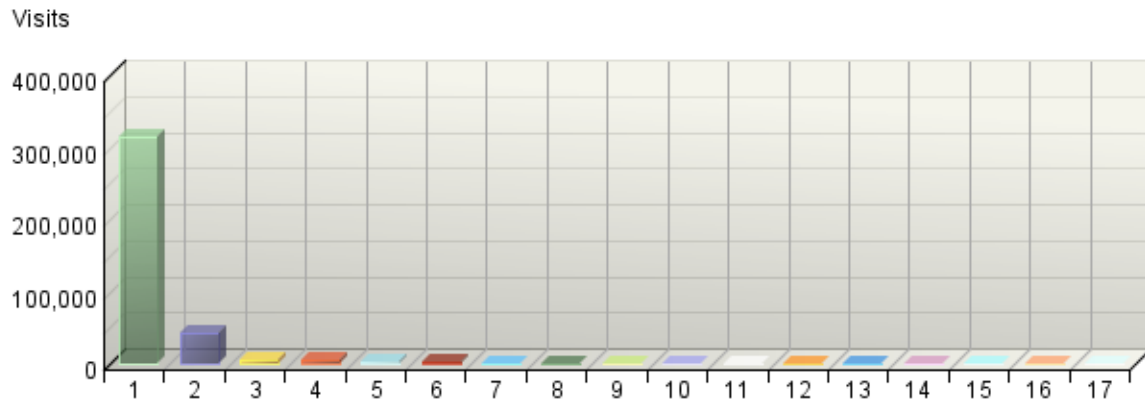
Cities

No data is available for this graph.

Regions

This report identifies the top geographic regions of the visitors to your site.

Regions



Regions

Regions	Visits	% Visits
1. North America	314,401	83.61%
2. Unspecified Region	43,521	11.57%
3. Asia	5,743	1.53%
4. Western Europe	5,429	1.44%
5. South America	2,127	0.57%
6. Eastern Europe	1,412	0.38%
7. Middle East	992	0.26%
8. Australia	892	0.24%
9. Northern Europe	713	0.19%
10. Pacific Islands	233	0.06%
11. Caribbean Islands	167	0.04%
12. Northern Africa	114	0.03%
13. Southern Africa	107	0.03%
14. Central America	67	0.02%
15. Eastern Africa	62	0.02%
16. Western Africa	59	0.02%
17. Unknown Region	1	0.00%
Total	376,040	100.00%

items 1-17 of 17

Regions - Help Card



Column Definitions

Regions

The geographic part of the world where visitors to your web site are located. "Unspecified Region" represents visitors whose geographic region could not be determined. "Unknown Region" represents visitors whose country has been determined but not identified with a specific region. If the WebTrends GeoTrends Database is turned on for this profile, the region is determined by looking up the visitor's IP address in this database. If GeoTrends is not enabled, the region will be determined from the domain name.

Visits

Number of visits from this geographic region. A visit is a series of actions that begins when a visitor views their first page from the server, and ends when the visitor leaves the site or remains idle beyond the idle-time limit. The default idle-time limit is thirty minutes. This time limit can be changed by the system administrator.

%

Percentage of total visits that were from this geographic region.



Report Descriptions

This information can help you meet the needs of your target audience as well as discover new audiences. Consider how you can make the content comprehensive and relevant to an international audience.

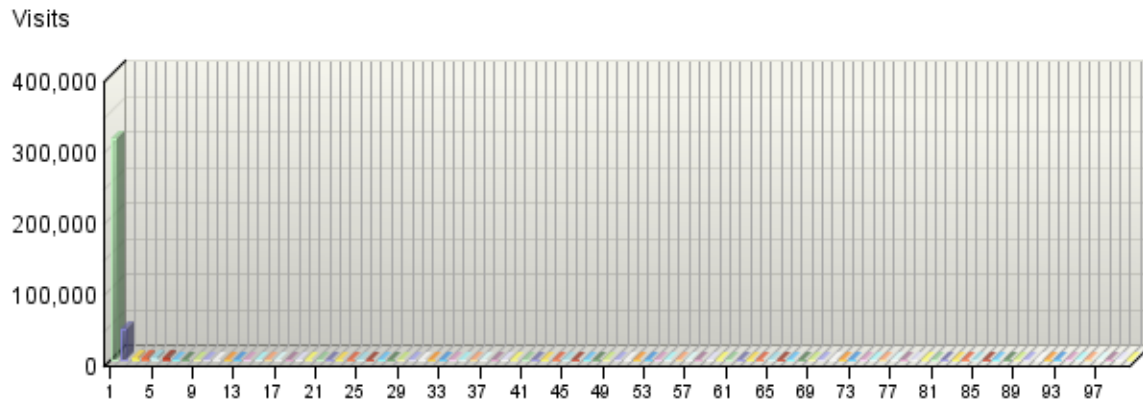
Values for "Unspecified Region" represent visitors whose geographic region cannot be determined. Values for "Unknown Region" represent visitors whose country can be determined but whose country is not associated with a specific region. Values for "Unknown States" or "Unknown Cities" represent hits for which the IP address does not match an entry in GeoTrends database. This is the case for countries that do not have states or simply entries for which this information was not provided in the GeoTrends database.

Note: Use this information carefully because it is based on Internet registration, and may not always be an accurate identifier of the visitor's actual location.

Countries

This report identifies the top countries of the visitors to your site.

Countries



Countries

	Countries	Visits	% Visits
1.	United States (US)	310,688	82.62%
2.	Unknown Country	43,521	11.57%
3.	Canada (CA)	2,075	0.55%
4.	Mexico (MX)	1,638	0.44%
5.	India (IN)	1,527	0.41%
6.	United Kingdom (UK)	1,495	0.40%
7.	Singapore (SG)	985	0.26%
8.	Australia (AU)	892	0.24%
9.	Germany (DE)	860	0.23%
10.	Japan (JP)	709	0.19%
11.	Peru (PE)	605	0.16%
12.	Brazil (BR)	588	0.16%
13.	Italy (IT)	573	0.15%
14.	Malaysia (MY)	538	0.14%
15.	France (FR)	536	0.14%
16.	Netherlands (NL)	529	0.14%
17.	Thailand (TH)	456	0.12%
18.	Spain (ES)	402	0.11%
19.	Poland (PL)	349	0.09%


	Countries	Visits	% Visits
20.	China (CN)	307	0.08%
21.	Turkey (TR)	287	0.08%
22.	Argentina (AR)	285	0.08%
23.	Colombia (CO)	280	0.07%
24.	Indonesia (ID)	243	0.06%
25.	Belgium (BE)	241	0.06%
26.	Taiwan (TW)	233	0.06%
27.	Denmark (DK)	219	0.06%
28.	United Arab Emirates (AE)	212	0.06%
29.	Greece (GR)	211	0.06%
30.	Saudi Arabia (SA)	209	0.06%
31.	Sweden (SE)	206	0.05%
32.	Switzerland (CH)	203	0.05%
33.	Russian Federation (RU)	188	0.05%
34.	Romania (RO)	186	0.05%
35.	Israel (IL)	181	0.05%
36.	Portugal (PT)	177	0.05%
37.	Finland (FI)	171	0.05%
38.	New Zealand (NZ)	169	0.04%
39.	Pakistan (PK)	169	0.04%
40.	Philippines (PH)	157	0.04%
41.	Czech Republic (CZ)	134	0.04%
42.	Chile (CL)	115	0.03%
43.	Hungary (HU)	110	0.03%
44.	Macau (MO)	110	0.03%
45.	Norway (NO)	99	0.03%
46.	Austria (AT)	97	0.03%
47.	Ireland (IE)	90	0.02%
48.	Ecuador (EC)	83	0.02%
49.	Venezuela (VE)	79	0.02%
50.	Hong Kong (HK)	79	0.02%
51.	Korea (South) (KR)	79	0.02%
52.	Croatia (Hrvatska) (HR)	77	0.02%
53.	Yugoslavia (YU)	70	0.02%
54.	South Africa (ZA)	68	0.02%
55.	Morocco (MA)	66	0.02%
56.	Trinidad and Tobago (TT)	63	0.02%
57.	Slovak Republic (SK)	58	0.02%
58.	Dominican Republic (DO)	55	0.01%
59.	Estonia (EE)	52	0.01%
60.	Viet Nam (VN)	50	0.01%

	Countries	Visits	% Visits
61.	Lithuania (LT)	48	0.01%
62.	Egypt (EG)	48	0.01%
63.	Ghana (GH)	48	0.01%
64.	Ukraine (UA)	42	0.01%
65.	Uruguay (UY)	40	0.01%
66.	Bulgaria (BG)	40	0.01%
67.	Micronesia (FM)	38	0.01%
68.	Bolivia (BO)	35	0.01%
69.	Myanmar (MM)	33	0.01%
70.	Guatemala (GT)	33	0.01%
71.	Syria (SY)	27	0.01%
72.	Lebanon (LB)	24	0.01%
73.	Slovenia (SI)	24	0.01%
74.	Cyprus (CY)	23	0.01%
75.	Sri Lanka (LK)	22	0.01%
76.	Kenya (KE)	20	0.01%
77.	Zimbabwe (ZW)	17	0.00%
78.	Iceland (IS)	17	0.00%
79.	Tanzania (TZ)	15	0.00%
80.	Mauritius (MU)	14	0.00%
81.	Jordan (JO)	13	0.00%
82.	Costa Rica (CR)	13	0.00%
83.	Bosnia and Herzegovina (BA)	13	0.00%
84.	Iran (IR)	13	0.00%
85.	Nicaragua (NI)	11	0.00%
86.	Latvia (LV)	10	0.00%
87.	Nepal (NP)	10	0.00%
88.	Cuba (CU)	10	0.00%
89.	Brunei Darussalam (BN)	9	0.00%
90.	Paraguay (PY)	9	0.00%
91.	Uganda (UG)	8	0.00%
92.	Honduras (HN)	8	0.00%
93.	Guyana (GY)	8	0.00%
94.	Cote D'Ivoire (Ivory Coast) (CI)	8	0.00%
95.	Aruba (AW)	7	0.00%
96.	Luxembourg (LU)	7	0.00%
97.	Fiji (FJ)	7	0.00%
98.	Botswana (BW)	7	0.00%
99.	Turks and Caicos Islands (TC)	6	0.00%
100.	Virgin Islands (U.S.) (VI)	6	0.00%
Subtotal for rows: 1 - 100		375,925	99.97%

Countries	Visits	% Visits
Other	115	0.03%
Total	376,040	100.00%

items 1-100 of 144

Countries - Help Card



Column Definitions

Countries

If the WebTrends GeoTrends Database is turned on for this profile, the country is determined by looking up the visitor's IP address in this database. If GeoTrends is not enabled, the country will be determined from the domain name.

Visits


Number of visits from the specified country. A visit is a series of actions that begins when a visitor views their first page from the server, and ends when the visitor leaves the site or remains idle beyond the idle-time limit. The default idle-time limit is thirty minutes. This time limit can be changed by the system administrator.

%

Percentage of total visits from the specified country.

Unknown Country

The country associated with the visitor's domain name could not be determined.



Report Descriptions

This information can help you meet the needs of your target audience as well as discover new audiences. Consider how you can make the content comprehensive and relevant to an international audience.

Note: Use this information carefully because it is based on Internet registration, and may not always be an accurate identifier of the visitor's actual location.

North American States and Provinces

If you have enabled the WebTrends GeoTrends Database for this profile, this page will list the states and provinces of North America with your most active visitors.

North American States and Provinces

No data is available for this graph.

North American States and Provinces

No data is available for this table.

North American States and Provinces - Help Card



Column Definitions

States and Provinces

If the WebTrends GeoTrends Database is turned on for this profile, the location is determined by looking up the visitor's IP address in this database.

Visits

Number of visits from this state or province. A visit is a series of actions that begins when a visitor views their first page from the server, and ends when the visitor leaves the site or remains idle beyond the idle-time limit. The default idle-time limit is thirty minutes. This time limit can be changed by the system administrator.

%

Percentage of total visits from this state or province.



Report Descriptions

This information can help you meet the needs of your target audience as well as discover new audiences. Consider how you can make the content comprehensive and relevant to an international audience.

Note: Use this information carefully, because it is based on Internet registration and may not always be an accurate identifier of the visitor's actual location.

Cities

If you have enabled the WebTrends GeoTrends Database for this profile, this page will list the cities with your most active visitors.

Cities

No data is available for this graph.

Cities

No data is available for this table.

Cities - Help Card



Column Definitions

City

If the WebTrends GeoTrends Database is turned on for this profile, the location is determined by looking up the visitor's IP address in this database.

Visits

Number of visits from this city. A visit is a series of actions that begins when a visitor views their first page from the server, and ends when the visitor leaves the site or remains idle beyond the idle-time limit. The default idle-time limit is thirty minutes. This time limit can be changed by the system administrator.

%

Percentage of total visits from this city.



Report Descriptions

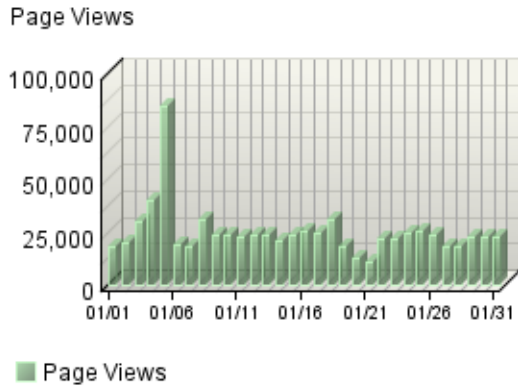
This information can help you meet the needs of your target audience as well as discover new audiences. Consider how you can make the content comprehensive and relevant to an international audience.

Note: Use this information carefully because it is based on Internet registration, and may not always be an accurate identifier of the visitor's actual location.

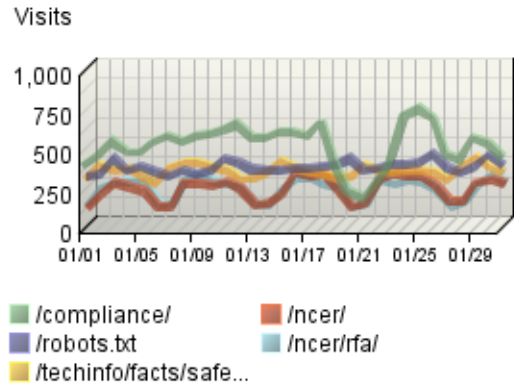
Pages Dashboard

This displays key graphs and tables that provide an overview of the Pages chapter. When viewing through the on-demand interface, you can click on the title of a graph or table to navigate to the corresponding page.

Page Views Trend



Pages Trend



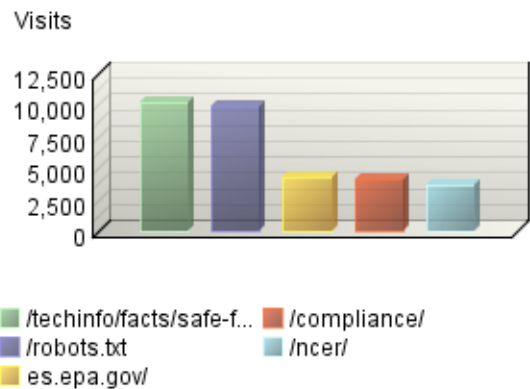
Content Groups

No data is available for this graph.

Page View Summary

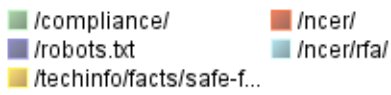
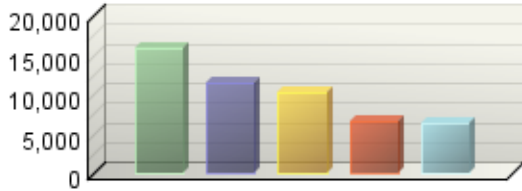
Page Views	770,419
Average per Day	24,852
Average Page Views per Visit	2.05

Entry Pages



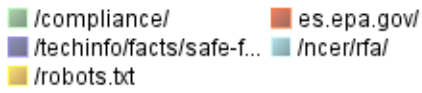
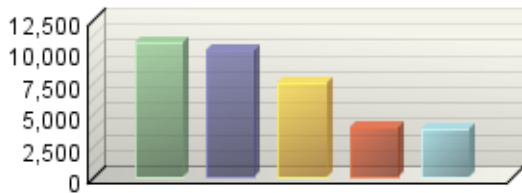
Pages

Visits



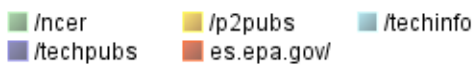
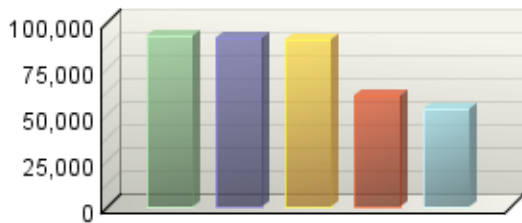
Exit Pages

Visits



Directories

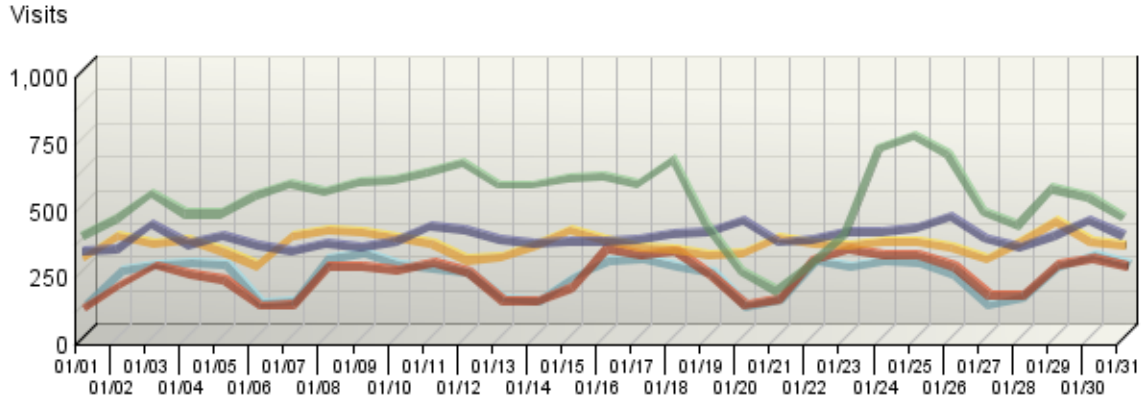
Visits



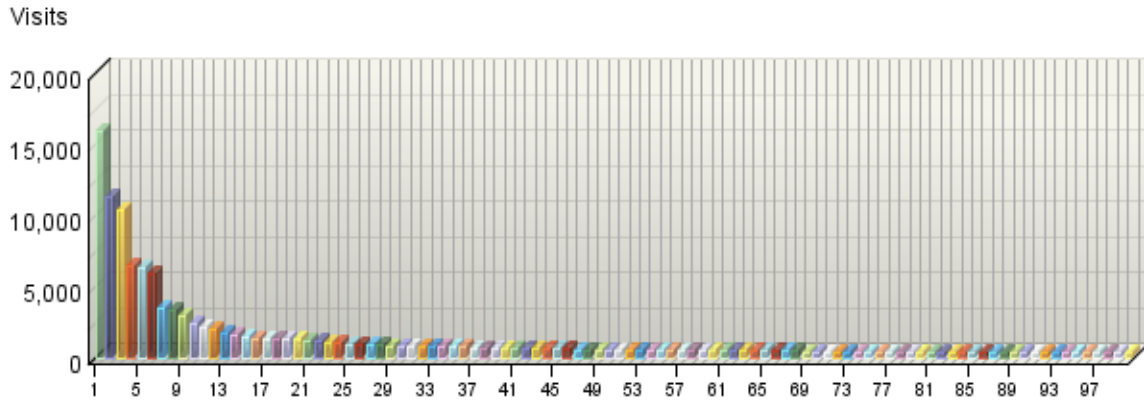
Pages

This identifies the most popular web pages on your site and shows you the number of visits for each, and displays the average length of time the page was viewed.

Pages Trend



Pages



Pages

	Pages	Visits	Views	Average Time Viewed
■ 1.	EPA-Compliance and Enforcement http://es.epa.gov/compliance/	15,892	19,765	00:04:19
■ 2.	http://es.epa.gov/robots.txt	11,347	18,016	00:02:58

	Pages	Visits	Views	Average Time Viewed
3.	Fact Sheet: Safe Substitutes at Home: Non-toxic Household Products http://es.epa.gov/techinfo/facts/safe-fs.html	10,338	10,708	00:05:55
4.	National Center for Environmental Research (NCER) ORD US EPA http://es.epa.gov/ncer/	6,493	10,617	00:01:46
5.	Funding Opportunities NCER US EPA http://es.epa.gov/ncer/rfa/	6,343	7,649	00:01:51
6.	Enviro\$en\$e - Common Sense Solutions to Environmental Problems http://es.epa.gov/	5,993	29,912	00:06:30
7.	EPA: ORD: NCER: Small Business Innovation Research http://es.epa.gov/ncer/sbir/	3,514	5,532	00:01:43
8.	STAR Fellowships NCER US EPA http://es.epa.gov/ncer/fellow/	3,424	4,074	00:01:18
9.	EPA: ORD: NCER: STAR Grants and Cooperative Agreements http://es.epa.gov/ncer/grants/	2,922	3,399	00:01:54
10.	P3 NCER ORD US EPA http://es.epa.gov/ncer/p3/	2,482	4,053	00:02:34
11.	http://es.epa.gov/search97cgi/s97_cgi/	2,157	7,357	00:00:38
12.	http://es.epa.gov/ncerqa/	1,965	2,410	00:00:29
13.	http://es.epa.gov/oeca/sector/	1,694	1,869	00:05:53
14.	EPA: Nanotechnology http://es.epa.gov/ncer/nano/	1,582	2,228	00:01:18
15.	http://es.epa.gov/search97cgi/s97_cgi	1,509	8,739	00:01:56
16.	EPA: ORD: NCER: Funding Opportunities: Fall 2007 EPA Science to Achieve Results (STAR) Fellowships for Graduate Environmental Study http://es.epa.gov/ncer/rfa/2007/2007_star_fellow.html	1,413	1,458	00:02:24
17.	EPA: ORD: NCER: Events: Calendar http://es.epa.gov/ncer/events/	1,403	2,351	00:01:59
18.	EMBOTELLADORA DE BEBIDAS GASEOSAS http://es.epa.gov/cooperative/other/andean/gaseoweb.html	1,403	1,469	00:04:30
19.	An Interdisciplinary Approach To Examining The Links Between Social Stressors, Biodiversity And Human Health Funding Opportunities NCER US EPA http://es.epa.gov/ncer/rfa/2007/2007_biodiversity_health.html	1,356	1,424	00:03:26

	Pages	Visits	Views	Average Time Viewed
20.	FORME DE LA VISITA A UNA PLANTA INDUSTRIAL DE ELABORACION DE PRODUCTOS LACTEOS EN http://es.epa.gov/cooperative/other/andean/lechweb.html	1,328	1,396	00:04:30
21.	Enviro\$en\$e Comments http://es.epa.gov/comments.html	1,221	1,483	00:06:23
22.	Printing Industry http://es.epa.gov/cooperative/topics/printing.html	1,152	1,214	00:03:59
23.	Petroleum Refining Industry http://es.epa.gov/cooperative/topics/petroleum.html	1,125	1,170	00:02:57
24.	Nat'l.Office Paper Recycling Project's Office Paper Recycling Guide http://es.epa.gov/techinfo/facts/recypapr.html	1,098	1,126	00:05:00
25.	Fact Sheet: Disposal of Alkaline Batteries http://es.epa.gov/techinfo/facts/pro-act5.html	994	1,018	00:03:54
26.	STAR Grant Forms and Instructions NCER EPA http://es.epa.gov/ncer/rfa/forms/	980	1,308	00:02:22
27.	P2 Products and Services - Search Page http://es.epa.gov/vendors/	905	1,182	00:01:48
28.	EPA: ORD: NCER: Funding Opportunities http://es.epa.gov/ncer/rfa/2007/2007_p3_4thannual.html	889	984	00:03:43
29.	Solvent Substitution Data Systems http://es.epa.gov/ssds/ssds.html	814	1,009	00:02:17
30.	http://es.epa.gov/oeca/	811	890	00:01:05
31.	Sources and Atmospheric Formation of Organic Particulate Matter Funding Opportunities NCER US EPA http://es.epa.gov/ncer/rfa/2007/2007_star_organic_pm.html	800	867	00:03:14
32.	Fact Sheet: Emergency Planning and Community Right-to-Know Act of 1986 (EPCRA) http://es.epa.gov/techinfo/facts/pro-act6.html	798	839	00:05:38
33.	http://es.epa.gov/ncerqa/rfa/	793	860	00:00:45
34.	http://es.epa.gov/ncerqa/sbir/	791	939	00:00:54
35.	State and Local Government/Business Assistance Cooperative http://es.epa.gov/cooperative/stateandlocal/	775	1,158	00:00:44
36.	Disposal of Fluorescent Light Tubes, High Intensity Discharge Lamps and Fluorescent Lamp Ballasts http://es.epa.gov/techinfo/facts/pro-fs2.html	770	810	00:02:31
37.	Contacts /Resources /Vendors http://es.epa.gov/contacts.html	711	795	00:01:39

	Pages	Visits	Views	Average Time Viewed
38.	Metal Finishing/Electroplating Industry http://es.epa.gov/cooperative/topics/metalfin.html	703	738	00:02:44
39.	Issues in Tribal Environmental Research and Health Promotion: Novel Approaches for Assessing and Managing Cumulative Risks and Impacts of Global Climate Change Funding Opportunities NCER US EPA http://es.epa.gov/ncer/rfa/2006/2006_star_tribal.html	691	733	00:02:44
40.	EPA: ORD: NCER: Other Programs: EPSCoR http://es.epa.gov/ncer/other/	689	785	00:01:44
41.	EMBOTELLADORA LA CASCADA http://es.epa.gov/cooperative/other/andean/cascada.html	672	705	00:03:50
42.	EPA: ORD: NCER: Guidance & FAQs http://es.epa.gov/ncer/guidance/	669	878	00:01:52
43.	P2 Fact Sheets http://es.epa.gov/techinfo/facts/facts.html	663	677	00:02:23
44.	EPA: National Center For Environmental Research http://es.epa.gov/ncer/science/	654	741	00:01:55
45.	EPA: ORD: NCER: Funding Opportunities http://es.epa.gov/ncer/rfa/2005/2005_childre ns_enviro_health.html	649	658	00:00:15
46.	2006/2007 P3 Teams P3 NCER ORD US EPA http://es.epa.gov/ncer/p3/current/	611	647	00:02:19
47.	EPA: ORD: NCER: Collaborative Science and Technology Network for Sustainability (CNS) http://es.epa.gov/ncer/cns/	597	873	00:01:27
48.	EPA: NCER: Research Centers http://es.epa.gov/ncer/centers/	589	691	00:03:32
49.	EPA: ORD: NCER: Funding Opportunities: Fall 2007 EPA Greater Research Opportunities (GRO) Fellowships for Graduate Environmental Study http://es.epa.gov/ncer/rfa/2007/2007_star_grad.html	583	607	00:03:22
50.	LA LINEA DE PROCESAMIENTO DE PALMITO DE UNA PLANTA INDUSTRIAL DE ENVASADO Y http://es.epa.gov/cooperative/other/andean/vegetweb.html	580	596	00:03:11
51.	EPA: ORD: NCER: About NCER http://es.epa.gov/ncer/about/	579	676	00:01:47

	Pages	Visits	Views	Average Time Viewed
52.	EPA: ORD: NCER: Publications & Proceedings http://es.epa.gov/ncer/publications/	577	665	00:02:14
53.	EPA: ORD: NCER: Funding Opportunities: Fall 2007 EPA Greater Research Opportunities (GRO) Fellowships for Undergraduate Environmental Study http://es.epa.gov/ncer/rfa/2007/2007_star_gr_o_undergrad.html	570	580	00:02:30
54.	About P3 P3 NCER ORD US EPA http://es.epa.gov/ncer/p3/fact_sheet.html	568	613	00:01:49
55.	STAA NCER ORD US EPA http://es.epa.gov/ncer/staa/	566	719	00:01:18
56.	INFORME DE LA VISITA A LA PLANTA INDUSTRIAL INDUSTRIAS ALIMENTICIA INAL S.A.DEL http://es.epa.gov/cooperative/other/andean/inal.html	565	585	00:03:10
57.	State and Local Cooperative Sector Topics http://es.epa.gov/cooperative/stateandlocal/indtopiclist.html	553	567	00:00:27
58.	Headlines: State and Local Business Assistance http://es.epa.gov/cooperative/stateandlocal/headlines.html	549	561	00:02:09
59.	Research Program Biodiversity & Human Health NCER US EPA http://es.epa.gov/ncer/biodiversity/	545	697	00:01:13
60.	EPA: ORD: NCER: Research Results http://es.epa.gov/ncer/results/	544	609	00:01:11
61.	Water Conservation in the Food Processing Industry in South American Countries http://es.epa.gov/cooperative/other/andean/	539	569	00:02:00
62.	State and Local Government/Business Assistance Cooperative http://es.epa.gov/cooperative/stateandlocal/banner.html	538	551	00:00:24
63.	International Cleaner Production Cooperative http://es.epa.gov/cooperative/international/	529	734	00:01:06
64.	EPA: Nanotechnology http://es.epa.gov/ncer/nano/factsheet/	509	552	00:02:31
65.	EPA: ORD: NCER: Funding Opportunities http://es.epa.gov/ncer/rfa/2006/2006_sbir_phase1.html	503	522	00:02:35
66.	http://es.epa.gov/cooperative/	485	605	00:01:30
67.	ISO 14000/Industry Standards http://es.epa.gov/cooperative/topics/iso14000.html	484	512	00:03:37

	Pages	Visits	Views	Average Time Viewed
68.	Integrated Solvent Substitution Data System (ISSDS) http://es.epa.gov/issds/	484	620	00:01:29
69.	Preventing Pollution Begins with You http://es.epa.gov/techinfo/facts/missouri/miss-p2.html	468	507	00:03:55
70.	http://es.epa.gov/oeca/ag/	460	480	00:01:00
71.	Chemical Manufacturers Association (CMA) Index http://es.epa.gov/techinfo/facts/cma/cma.html	458	477	00:02:36
72.	Waste Minimization in Metal Parts Cleaning http://es.epa.gov/techinfo/facts/metlprtz.html	454	471	00:04:22
73.	Cogeneration Of Steam And Electric Power: P2 Opportunities And Options http://es.epa.gov/techinfo/facts/cogenern.html	453	463	00:08:24
74.	Pollution Prevention Tips: Waste Reduction Options: Automobile Salvage Yards http://es.epa.gov/techinfo/facts/nc/tips6.html	452	465	00:05:10
75.	Consolidated Plastics Company, Inc. http://es.epa.gov/vendinfo/1901.html	434	452	00:01:36
76.	Environmental Protection Agency http://es.epa.gov/ncer/rfa/archive/grants/	426	504	00:01:10
77.	U.S.Federal Agency P2 and Compliance Assistance Cooperative http://es.epa.gov/cooperative/federal/	424	622	00:00:54
78.	EPA: ORD: NCER: Funding Opportunities http://es.epa.gov/ncer/rfa/2006/2006_gro_und_ergrad_fellow.html	422	438	00:02:33
79.	EPA: Nanotechnology: Basic Information http://es.epa.gov/ncer/nano/questions/	421	466	00:03:04
80.	Enviro\$en\$e Project Description http://es.epa.gov/describe.html	418	485	00:01:52
81.	Enviro\$en\$e Search http://es.epa.gov/search.html	413	488	00:01:28
82.	Case Study: Nondisposal Diapers--A Cost Effective Change http://es.epa.gov/techinfo/case/michigan/mich-cs5.html	412	420	00:05:50
83.	An Industry Overview of Metal Manufacturing http://es.epa.gov/techinfo/facts/metalmfg.html	408	416	00:04:19
84.	http://es.epa.gov/oeca/ofa/	404	445	00:00:42
85.	Fact Sheet On Asbestos Handling, Transport and Disposal http://es.epa.gov/techinfo/facts/asbst-fs.html	399	425	00:03:32

	Pages	Visits	Views	Average Time Viewed
86.	Fact Sheet On Ethylene Oxide Sterilant Alternatives http://es.epa.gov/techinfo/facts/ca-htm/oxide-fs.html	397	412	00:05:55
87.	EPA: Nanotechnology: Science & Technology http://es.epa.gov/ncer/nano/publications/	395	687	00:01:15
88.	Petroleum Refining: Case Studies http://es.epa.gov/cooperative/topics/petcasestudies.html	395	409	00:03:22
89.	Development and Evaluation of Innovative Approaches for the Quantitative Assessment of Pathogens in Drinking Water (2005) Redirect NCER ORD EPA http://es.epa.gov/ncer/recipient/drinkingwater2005/	392	872	00:00:59
90.	Current STAA Competition STAA NCER ORD US EPA http://es.epa.gov/ncer/staa/annual/2007/current_comp.html	391	457	00:01:22
91.	An Industry Overview of Furniture/Wood Manufacturing and Refinishing http://es.epa.gov/techinfo/facts/refinish.html	391	412	00:03:30
92.	P2 Bibliography http://es.epa.gov/techinfo/finance/p2biblio.html	388	421	00:03:31
93.	Fact Sheet: Disposal of Light Tubes and Vapor Lamps http://es.epa.gov/techinfo/facts/lamps-fs.html	386	391	00:03:37
94.	EPA Project Summary: Waste Reduction Evaluation of Soy-based Ink at Sheet-fed Offset Printer http://es.epa.gov/techinfo/specific/proj-sum.html	383	403	00:05:01
95.	National Sustainable Design Expo P3 NCER ORD US EPA http://es.epa.gov/ncer/p3/expo/	382	413	00:01:43
96.	EPA: ORD: NCER: Grants: Recipients List http://es.epa.gov/ncer/grants/recipients_index.html	376	384	00:02:12
97.	Industry Overview of Textile Manufacturing http://es.epa.gov/techinfo/facts/textile.html	375	397	00:04:50
98.	Environmental Protection Agency http://es.epa.gov/ncer/science/pm/	372	449	00:03:00
99.	Factsheet: Plating with Trivalent Chrome http://es.epa.gov/techinfo/facts/ca-htm/htmfact9.html	368	373	00:05:23

	Pages	Visits	Views	Average Time Viewed
100.	Reciclando Aguas en la Industria Procesadora de Frutas y Legumbres http://es.epa.gov/cooperative/other/andean/verduras.html	365	381	00:02:58
	Subtotal for rows: 1 - 100	-	197,229	-
	Other	-	573,190	-
	Total	-	770,419	-

items 1-100 of 2000

Pages

	Pages	Average Time to Serve (ms)
1.	EPA-Compliance and Enforcement http://es.epa.gov/compliance/	0
2.	http://es.epa.gov/robots.txt	0
3.	Fact Sheet: Safe Substitutes at Home: Non-toxic Household Products http://es.epa.gov/techinfo/facts/safe-fs.html	0
4.	National Center for Environmental Research (NCER) ORD US EPA http://es.epa.gov/ncer/	0
5.	Funding Opportunities NCER US EPA http://es.epa.gov/ncer/rfa/	0
6.	Enviro\$en\$e - Common Sense Solutions to Environmental Problems http://es.epa.gov/	0
7.	EPA: ORD: NCER: Small Business Innovation Research http://es.epa.gov/ncer/sbir/	0
8.	STAR Fellowships NCER US EPA http://es.epa.gov/ncer/fellow/	0
9.	EPA: ORD: NCER: STAR Grants and Cooperative Agreements http://es.epa.gov/ncer/grants/	0
10.	P3 NCER ORD US EPA http://es.epa.gov/ncer/p3/	0
11.	http://es.epa.gov/search97cgi/s97_cgi/	0
12.	http://es.epa.gov/ncerqa/	0
13.	http://es.epa.gov/oeca/sector/	0
14.	EPA: Nanotechnology http://es.epa.gov/ncer/nano/	0
15.	http://es.epa.gov/search97cgi/s97_cgi/	0

	Pages	Average Time to Serve (ms)
16.	EPA: ORD: NCER: Funding Opportunities: Fall 2007 EPA Science to Achieve Results (STAR) Fellowships for Graduate Environmental Study http://es.epa.gov/ncer/rfa/2007/2007_star_fellow.html	0
17.	EPA: ORD: NCER: Events: Calendar http://es.epa.gov/ncer/events/	0
18.	EMBOTELLADORA DE BEBIDAS GASEOSAS http://es.epa.gov/cooperative/other/andean/gaseoweb.html	0
19.	An Interdisciplinary Approach To Examining The Links Between Social Stressors, Biodiversity And Human Health Funding Opportunities NCER US EPA http://es.epa.gov/ncer/rfa/2007/2007_biodiversity_health.html	0
20.	FORME DE LA VISITA A UNA PLANTA INDUSTRIAL DE ELABORACION DE PRODUCTOS LACTEOS EN http://es.epa.gov/cooperative/other/andean/lechweb.html	0
21.	EnviroSense Comments http://es.epa.gov/comments.html	0
22.	Printing Industry http://es.epa.gov/cooperative/topics/printing.html	0
23.	Petroleum Refining Industry http://es.epa.gov/cooperative/topics/petroleum.html	0
24.	Nat'l.Office Paper Recycling Project's Office Paper Recycling Guide http://es.epa.gov/techinfo/facts/recypapr.html	0
25.	Fact Sheet: Disposal of Alkaline Batteries http://es.epa.gov/techinfo/facts/pro-act5.html	0
26.	STAR Grant Forms and Instructions NCER EPA http://es.epa.gov/ncer/rfa/forms/	0
27.	P2 Products and Services - Search Page http://es.epa.gov/vendors/	0
28.	EPA: ORD: NCER: Funding Opportunities http://es.epa.gov/ncer/rfa/2007/2007_p3_4thannual.html	0
29.	Solvent Substitution Data Systems http://es.epa.gov/ssds/ssds.html	0
30.	http://es.epa.gov/oeca/	0

	Pages	Average Time to Serve (ms)
31.	Sources and Atmospheric Formation of Organic Particulate Matter Funding Opportunities NCER US EPA http://es.epa.gov/ncer/rfa/2007/2007_star_organic_pm.html	0
32.	Fact Sheet: Emergency Planning and Community Right-to-Know Act of 1986 (EPCRA) http://es.epa.gov/techinfo/facts/pro-act6.html	0
33.	http://es.epa.gov/ncerqa/rfa/	0
34.	http://es.epa.gov/ncerqa/sbir/	0
35.	State and Local Government/Business Assistance Cooperative http://es.epa.gov/cooperative/stateandlocal/	0
36.	Disposal of Fluorescent Light Tubes, High Intensity Discharge Lamps and Fluorescent Lamp Ballasts http://es.epa.gov/techinfo/facts/pro-fs2.html	0
37.	Contacts /Resources /Vendors http://es.epa.gov/contacts.html	0
38.	Metal Finishing/Electroplating Industry http://es.epa.gov/cooperative/topics/metalfin.html	0
39.	Issues in Tribal Environmental Research and Health Promotion: Novel Approaches for Assessing and Managing Cumulative Risks and Impacts of Global Climate Change Funding Opportunities NCER US EPA http://es.epa.gov/ncer/rfa/2006/2006_star_tribal.html	0
40.	EPA: ORD: NCER: Other Programs: EPSCoR http://es.epa.gov/ncer/other/	0
41.	EMBOTELLADORA LA CASCADA http://es.epa.gov/cooperative/other/andean/cascada.html	0
42.	EPA: ORD: NCER: Guidance & FAQs http://es.epa.gov/ncer/guidance/	0
43.	P2 Fact Sheets http://es.epa.gov/techinfo/facts/facts.html	0
44.	EPA: National Center For Environmental Research http://es.epa.gov/ncer/science/	0
45.	EPA: ORD: NCER: Funding Opportunities http://es.epa.gov/ncer/rfa/2005/2005_childrens_enviro_health.html	0

	Pages	Average Time to Serve (ms)
46.	2006/2007 P3 Teams P3 NCER ORD US EPA http://es.epa.gov/ncer/p3/current/	0
47.	EPA: ORD: NCER: Collaborative Science and Technology Network for Sustainability (CNS) http://es.epa.gov/ncer/cns/	0
48.	EPA: NCER: Research Centers http://es.epa.gov/ncer/centers/	0
49.	EPA: ORD: NCER: Funding Opportunities: Fall 2007 EPA Greater Research Opportunities (GRO) Fellowships for Graduate Environmental Study http://es.epa.gov/ncer/rfa/2007/2007_star_grad.html	0
50.	LA LINEA DE PROCESAMIENTO DE PALMITO DE UNA PLANTA INDUSTRIAL DE ENVASADO Y http://es.epa.gov/cooperative/other/andean/vegetweb.html	0
51.	EPA: ORD: NCER: About NCER http://es.epa.gov/ncer/about/	0
52.	EPA: ORD: NCER: Publications & Proceedings http://es.epa.gov/ncer/publications/	0
53.	EPA: ORD: NCER: Funding Opportunities: Fall 2007 EPA Greater Research Opportunities (GRO) Fellowships for Undergraduate Environmental Study http://es.epa.gov/ncer/rfa/2007/2007_star_grad_undergrad.html	0
54.	About P3 P3 NCER ORD US EPA http://es.epa.gov/ncer/p3/fact_sheet.html	0
55.	STAA NCER ORD US EPA http://es.epa.gov/ncer/staa/	0
56.	INFORME DE LA VISITA A LA PLANTA INDUSTRIAL INDUSTRIAS ALIMENTICIA INAL S.A.DEL http://es.epa.gov/cooperative/other/andean/inal.html	0
57.	State and Local Cooperative Sector Topics http://es.epa.gov/cooperative/stateandlocal/indtopiclist.html	0
58.	Headlines: State and Local Business Assistance http://es.epa.gov/cooperative/stateandlocal/headlines.html	0
59.	Research Program Biodiversity & Human Health NCER US EPA http://es.epa.gov/ncer/biodiversity/	0

	Pages	Average Time to Serve (ms)
60.	EPA: ORD: NCER: Research Results http://es.epa.gov/ncer/results/	0
61.	Water Conservation in the Food Processing Industry in South American Countries http://es.epa.gov/cooperative/other/andean/	0
62.	State and Local Government/Business Assistance Cooperative http://es.epa.gov/cooperative/stateandlocal/banner.html	0
63.	International Cleaner Production Cooperative http://es.epa.gov/cooperative/international/	0
64.	EPA: Nanotechnology http://es.epa.gov/ncer/nano/factsheet/	0
65.	EPA: ORD: NCER: Funding Opportunities http://es.epa.gov/ncer/rfa/2006/2006_sbir_phase1.html	0
66.	http://es.epa.gov/cooperative/	0
67.	ISO 14000/Industry Standards http://es.epa.gov/cooperative/topics/iso14000.html	0
68.	Integrated Solvent Substitution Data System (ISSDS) http://es.epa.gov/issds/	0
69.	Preventing Pollution Begins with You http://es.epa.gov/techinfo/facts/missouri/miss-p2.html	0
70.	http://es.epa.gov/oeca/ag/	0
71.	Chemical Manufacturers Association (CMA) Index http://es.epa.gov/techinfo/facts/cma/cma.html	0
72.	Waste Minimization in Metal Parts Cleaning http://es.epa.gov/techinfo/facts/metlprtz.html	0
73.	Cogeneration Of Steam And Electric Power: P2 Opportunities And Options http://es.epa.gov/techinfo/facts/cogenern.html	0
74.	Pollution Prevention Tips: Waste Reduction Options: Automobile Salvage Yards http://es.epa.gov/techinfo/facts/nc/tips6.html	0
75.	Consolidated Plastics Company, Inc. http://es.epa.gov/vendinfo/1901.html	0
76.	Environmental Protection Agency http://es.epa.gov/ncer/rfa/archive/grants/	0
77.	U.S.Federal Agency P2 and Compliance Assistance Cooperative http://es.epa.gov/cooperative/federal/	0

	Pages	Average Time to Serve (ms)
78.	EPA: ORD: NCER: Funding Opportunities http://es.epa.gov/ncer/rfa/2006/2006_gro_undegrad_fellow.html	0
79.	EPA: Nanotechnology: Basic Information http://es.epa.gov/ncer/nano/questions/	0
80.	Enviro\$en\$e Project Description http://es.epa.gov/describe.html	0
81.	Enviro\$en\$e Search http://es.epa.gov/search.html	0
82.	Case Study: Nondisposal Diapers--A Cost Effective Change http://es.epa.gov/techinfo/case/michigan/mich-cs5.html	0
83.	An Industry Overview of Metal Manufacturing http://es.epa.gov/techinfo/facts/metalmfg.html	0
84.	http://es.epa.gov/oeca/ofa/	0
85.	Fact Sheet On Asbestos Handling, Transport and Disposal http://es.epa.gov/techinfo/facts/asbst-fs.html	0
86.	Fact Sheet On Ethylene Oxide Sterilant Alternatives http://es.epa.gov/techinfo/facts/ca-htm/oxide-fs.html	0
87.	EPA: Nanotechnology: Science & Technology http://es.epa.gov/ncer/nano/publications/	0
88.	Petroleum Refining: Case Studies http://es.epa.gov/cooperative/topics/petcasestudies.html	0
89.	Development and Evaluation of Innovative Approaches for the Quantitative Assessment of Pathogens in Drinking Water (2005) Redirect NCER ORD EPA http://es.epa.gov/ncer/recipients/drinkingwater2005/	0
90.	Current STAA Competition STAA NCER ORD US EPA http://es.epa.gov/ncer/staa/annual/2007/current_comp.html	0
91.	An Industry Overview of Furniture/Wood Manufacturing and Refinishing http://es.epa.gov/techinfo/facts/refinish.html	0
92.	P2 Bibliography http://es.epa.gov/techinfo/finance/p2biblio.html	0
93.	Fact Sheet: Disposal of Light Tubes and Vapor Lamps http://es.epa.gov/techinfo/facts/lamps-fs.html	0

	Pages	Average Time to Serve (ms)
94.	EPA Project Summary: Waste Reduction Evaluation of Soy-based Ink at Sheet-fed Offset Printer http://es.epa.gov/techinfo/specific/proj-sum.html	0
95.	National Sustainable Design Expo P3 NCER ORD US EPA http://es.epa.gov/ncer/p3/expo/	0
96.	EPA: ORD: NCER: Grants: Recipients List http://es.epa.gov/ncer/grants/recipients_index.html	0
97.	Industry Overview of Textile Manufacturing http://es.epa.gov/techinfo/facts/textile.html	0
98.	Environmental Protection Agency http://es.epa.gov/ncer/science/pm/	0
99.	Factsheet: Plating with Trivalent Chrome http://es.epa.gov/techinfo/facts/ca-htm/htmfact9.html	0
100.	Reciclando Aguas en la Industria Procesadora de Frutas y Legumbres http://es.epa.gov/cooperative/other/andean/verduras.html	0
	Subtotal for rows: 1 - 100	-
	Other	-
	Total	-

items 1-100 of 2000

Pages - Help Card



Column Definitions

Pages

Any displayed page. You can specify for each profile the types of files that qualify as a page. These settings can be changed by the WebTrends administrator.

Visits

Number of visits to this page. A visit is a series of actions that begins when a visitor views the first page from the server, and ends when the visitor leaves the site or remains idle beyond the idle-time limit. The default idle-time limit is thirty minutes. This time limit can be changed by the system administrator.

Views

Number of times this page was viewed by visitors.

Average Time Viewed

Average length of time the specified page was viewed. (The format is hh:mm:ss - hours:minutes:seconds.)

Average Time to Serve

Average amount of time (in milliseconds) it took to serve each document during the specified time interval. The time to serve spans from the time the server got a page request until it transmitted all the data.

Note: Zero values in this column probably indicates that your web server is not logging Time to Serve information.



Report Descriptions

Pages with good content and design are more likely to attract visitors and be revisited. Less popular pages on a site can be made more appealing by improving the content or incorporating design elements similar to that on the more important pages. Always remember that people are far more interested in content than in design, and average view times can help determine which content is most important to your visitors.

Content Groups

This report identifies the most popular groups of web site pages and how often they were visited.

Content Groups Trend

No data is available for this graph.

Content Groups

No data is available for this graph.

Content Groups

No data is available for this table.

Content Groups - Help Card



Column Definitions

Content Group

A defined group of web pages with specific things in common, such as the same types of products, services, or information.

Visits

Number of visits where the visitor viewed at least one page in the specified content group. A visit is a series of actions that begins when a visitor views their first page from the server, and ends when the visitor leaves the site or remains idle beyond the idle-time limit. The default idle-time limit is thirty minutes. This time limit can be changed by the system administrator.

Hits

Each file requested by a visitor registers as a hit. There can be several hits on each page. While the volume of hits reflects the amount of server traffic, it is not an accurate reflection of the number of pages viewed.



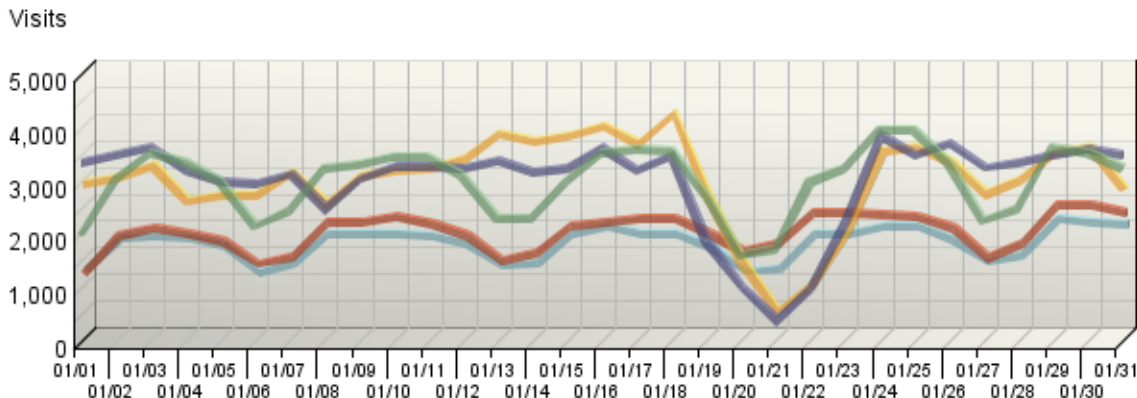
Report Descriptions

The information on this page can show you which content groups were most popular. This will reveal the reasons people visit your web site, and what is most interesting and least interesting to them.

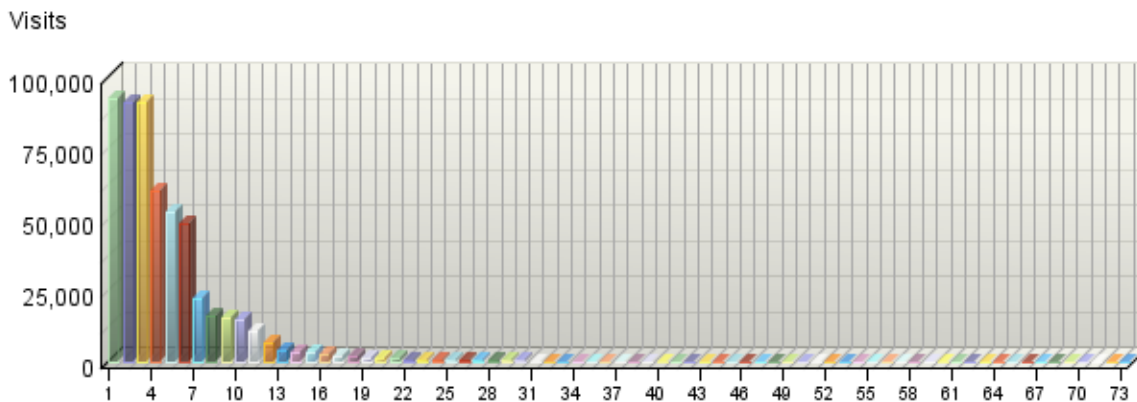
Directories

This report lists the most commonly accessed directories on your web site. This information can help determine the types of data most often requested.

Directories Trend



Directories



Directories

	Path To Directory	Visits	Hits	Kbytes Transferred
1.	http://es.epa.gov/ncer	92,290	541,962	46,276,954
2.	http://es.epa.gov/techpubs	91,265	147,927	110,230
3.	http://es.epa.gov/p2pubs	91,096	151,541	266,574
4.	http://es.epa.gov/	60,037	97,343	327,405

	Path To Directory	Visits	Hits	Kbytes Transferred
5.	http://es.epa.gov/techinfo	52,862	73,806	1,306,104
6.	http://es.epa.gov/icons	48,763	148,957	290,828
7.	http://es.epa.gov/oeca	22,152	40,223	0
8.	http://es.epa.gov/compliance	15,892	19,765	243,019
9.	http://es.epa.gov/cooperative	15,592	84,659	674,136
10.	http://es.epa.gov/vendors	14,694	34,060	162,587
11.	http://es.epa.gov/vendinfo	10,969	14,860	6,975
12.	http://es.epa.gov/ncerqa	6,834	11,659	0
13.	http://es.epa.gov/ncer/p3/	4,166	12,538	258,947
14.	http://es.epa.gov/search97cgi	3,496	16,386	166,335
15.	http://es.epa.gov/ncerqa_abstracts	3,239	24,386	0
16.	http://es.epa.gov/ncer/p3/images	2,708	5,033	37,551
17.	http://es.epa.gov/cgi-bin	1,747	2,111	12,911
18.	http://es.epa.gov/ssds	1,734	2,829	32,844
19.	http://es.epa.gov/envirosense	1,338	4,751	0
20.	http://es.epa.gov/ncer/p3/project_websites	1,306	2,866	47,261
21.	http://es.epa.gov/ncer/p3/project_photos	1,091	10,178	497,087
22.	http://es.epa.gov/ncer/p3/press	928	1,613	21,229
23.	http://es.epa.gov/issds	841	1,306	3,451
24.	http://es.epa.gov/ncer/p3/current	679	746	45,635
25.	http://es.epa.gov/ncer/p3/success	531	2,304	188,210
26.	http://es.epa.gov/ncer/p3/info	493	771	9,013
27.	http://es.epa.gov/ncer/p3/event_2006	415	6,397	294,895
28.	http://es.epa.gov/ncer/p3/expo	382	413	4,995
29.	http://es.epa.gov/search97img	371	444	795
30.	http://es.epa.gov/ncer/p3/event_2005	351	3,076	908,423
31.	http://es.epa.gov/ncer/p3/photos_2006	324	4,116	132,519
32.	http://es.epa.gov/ncer/p3/apply	314	343	4,288
33.	http://es.epa.gov/ncer/p3/past	275	302	3,173
34.	http://es.epa.gov/ncer/p3/teams	224	237	2,600
35.	http://es.epa.gov/ncer/p3/ceremony	202	219	2,654
36.	http://es.epa.gov/ncer/P3/forms	180	295	7,113
37.	http://es.epa.gov/nppr	163	212	0
38.	http://es.epa.gov/comply	157	171	0
39.	http://es.epa.gov/ncer/p3/partners	130	175	1,766
40.	http://es.epa.gov/stats	121	448	28,284
41.	http://es.epa.gov/ncer/p3recipients	111	275	1,021
42.	http://es.epa.gov/elp	109	137	0
43.	http://es.epa.gov/ncer/P3/other	78	108	2,750
44.	http://es.epa.gov/aipp	73	77	0

	Path To Directory	Visits	Hits	Kbytes Transferred
45.	http://es.epa.gov/ncer/p3/epa	60	67	1,011
46.	http://es.epa.gov/ncer/p3/eligibility	59	70	471
47.	http://es.epa.gov/award	50	55	120
48.	http://es.epa.gov/oceft	50	60	0
49.	http://es.epa.gov/ncer/p3/projects	50	58	685
50.	http://es.epa.gov/ncer_pubs	33	257	29,184
51.	http://es.epa.gov/ncerqa.sbir	32	34	0
52.	http://es.epa.gov/oeqa_new	29	39	0
53.	http://es.epa.gov/ncer_old	24	27	32
54.	http://es.epa.gov/oeqa.fedfac	15	18	0
55.	http://es.epa.gov/es-guide	11	12	0
56.	http://es.epa.gov/partners	10	12	0
57.	http://es.epa.gov/ncerqal	8	12	0
58.	http://es.epa.gov/ncer/p3/archive	7	7	45
59.	http://es.epa.gov/ncerqa.ch	6	9	0
60.	http://es.epa.gov/ncer_abstracts	3	6	75
61.	http://es.epa.gov/neti	3	5	0
62.	http://es.epa.gov/ncerqa.rfa	3	6	0
63.	http://es.epa.gov/p3	3	4	0
64.	http://es.epa.gov/ncerqarrd	2	2	0
65.	http://es.epa.gov/old_ncer_epa	2	4	152
66.	http://es.epa.gov/oeqaq	2	2	0
67.	http://es.epa.gov/ru	1	1	0
68.	http://es.epa.gov/oeqa.oceft	1	1	0
69.	http://es.epa.gov/ncerqa&gt;	1	1	0
70.	http://es.epa.gov/oeqa.sector	1	1	0
71.	http://es.epa.gov/ncerqa&lt;	1	1	0
72.	http://es.epa.gov/cooperatives	1	1	0
73.	http://es.epa.gov/ncerqaknowledgeers.htmltaff	1	4	0
	Total	-	1,472,801	52,412,316

items 1-73 of 73

Directories - Help Card



Column Definitions

Path to Directory

The full URL path to the directory being analyzed.

Visits

Number of visits to pages within the specified directory. A visit is a series of actions that begins when a visitor views their first page from the server, and ends when the visitor leaves the site or remains idle beyond the idle-time limit. The default idle-time limit is thirty minutes. This time limit can be changed by the system administrator.

Hits

Each file requested by a visitor registers as a hit. There can be several hits on each page. While the volume of hits reflects the amount of server traffic, it is not an accurate reflection of the number of pages viewed.

Kbytes Transferred

Number of kilobytes of data transferred by the server from the specified directory to your visitors.



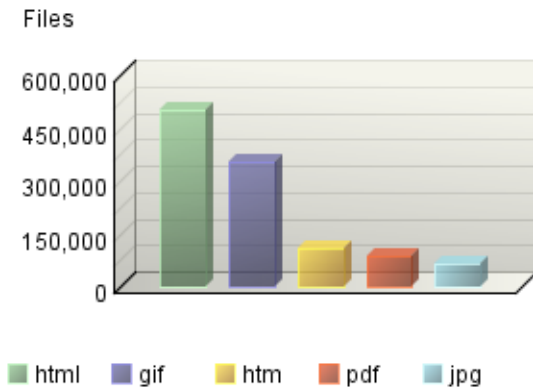
Report Descriptions

This report indicates the content visitors are most interested in. Use this information to determine which content areas to develop further, which areas to focus on less, and how you can arrange your content most effectively. If the table is sorted by kilobytes of data transferred, this page reveals what kind of data the server spends the most time transferring, and may suggest different ways to organize your data, or different ways to distribute the server load if you have more than one server.

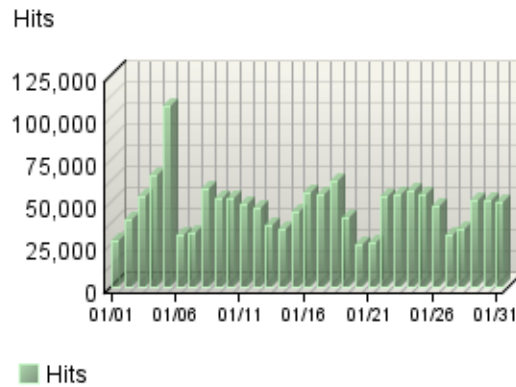
Files Dashboard

This displays key graphs and tables that provide an overview of the Files chapter. When viewing through the on-demand interface, you can click on the title of a graph or table to navigate to the corresponding page.

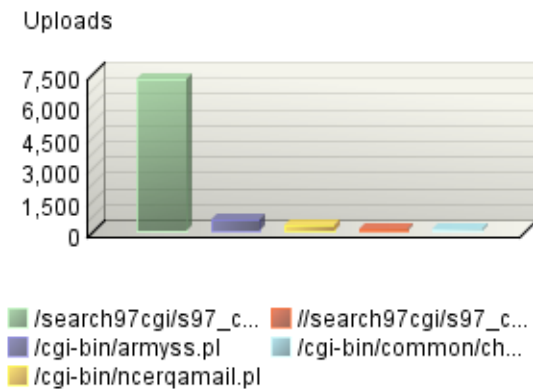
Accessed File Types by Files



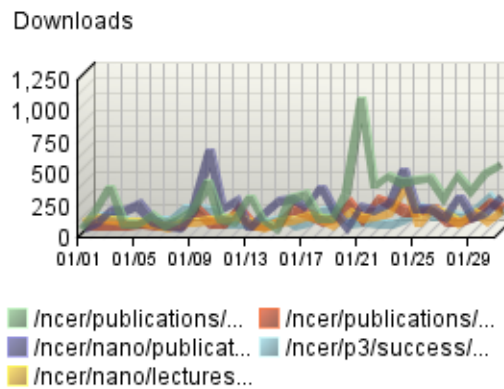
Hits Trend



Uploaded Files



Downloaded Files Trend



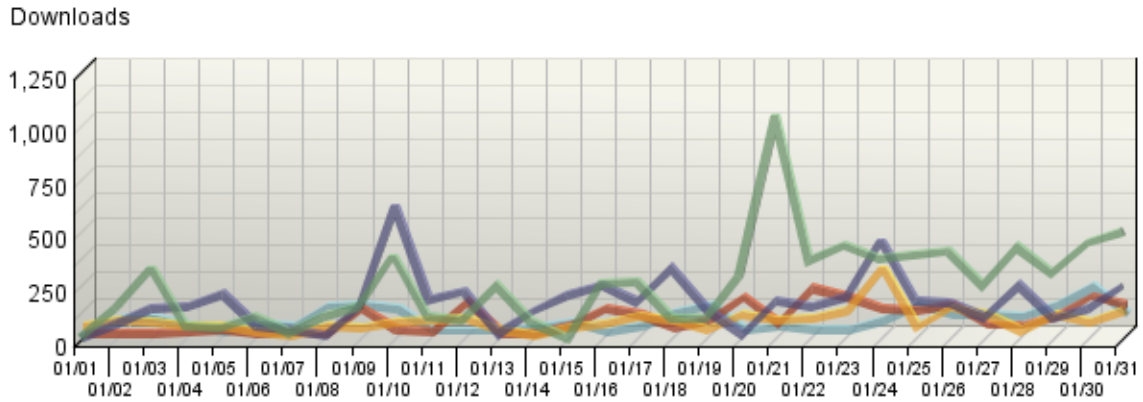
Hit Summary

Successful Hits for Entire Site	1,473,001
Average Hits per Day	47,516
Home Page Hits	843

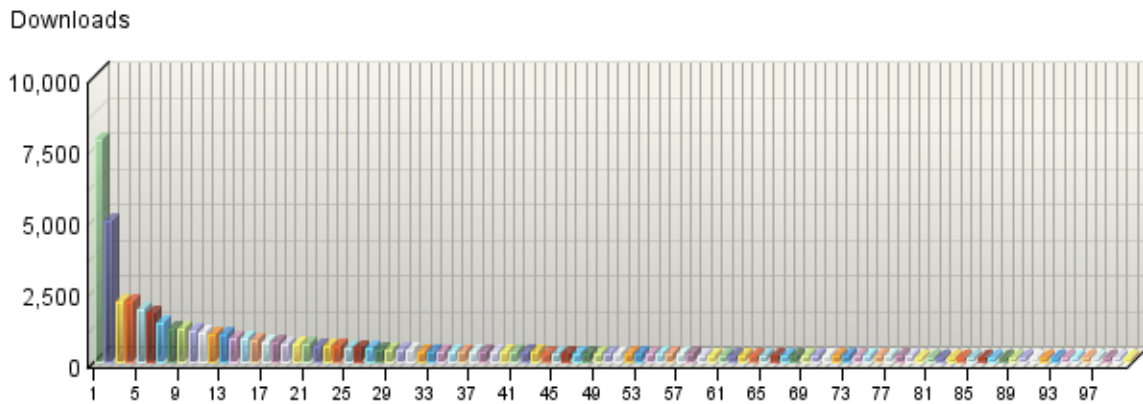
Downloaded Files

This report identifies the most popular files downloaded from your site.

Downloaded Files Trend



Downloaded Files



Downloaded Files

	Downloaded Files	Downloads	% Downloads	Visits
■ 1.	http://es.epa.gov/ncer/publications/workshop/pdf/10_26_05proceeding1.pdf	7,742	8.27%	372
■ 2.	http://es.epa.gov/ncer/nano/publications/whitepaper12022005.pdf	4,936	5.27%	406
■ 3.	http://es.epa.gov/ncer/nano/lectures/zhang0705.pdf	2,123	2.27%	202

	Downloaded Files	Downloads	% Downloads	Visits
4.	http://es.epa.gov/ncer/publications/overview/bioavailability_complete_book.pdf	2,090	2.23%	183
5.	http://es.epa.gov/ncer/p3/success/michigan.pdf	1,853	1.98%	130
6.	http://es.epa.gov/ncer/publications/workshop/nano_proceed.pdf	1,708	1.82%	246
7.	http://es.epa.gov/ncer/publications/workshop/microorganisms_drinking_water_proceedings.pdf	1,385	1.48%	43
8.	http://es.epa.gov/ncer/publications/workshop/pdf/10_20_05_nanosummary.pdf	1,149	1.23%	131
9.	http://es.epa.gov/ncer/publications/workshop/pdf/fnanoproc_092005.pdf	1,122	1.20%	81
10.	http://es.epa.gov/ncer/science/pm/pm.pdf	1,082	1.16%	51
11.	http://es.epa.gov/ncer/publications/workshop/pdf/endocrine_disruptors.pdf	990	1.06%	85
12.	http://es.epa.gov/ncer/nano/publications/8-18-04/fnanoproc_092005.pdf	964	1.03%	90
13.	http://es.epa.gov/ncer/publications/nano/nanotechnology4-20-04.pdf	919	0.98%	93
14.	http://es.epa.gov/ncer/sbir/success/pdf/stories05.pdf	814	0.87%	72
15.	http://es.epa.gov/ncer/publications/workshop/pdf/11_03_05_lamon.pdf	795	0.85%	15
16.	http://es.epa.gov/ncer/publications/nano/pdf/Rama.pdf	750	0.80%	51
17.	http://es.epa.gov/ncer/publications/workshop/biodiversity_proceeding06.pdf	707	0.76%	70
18.	http://es.epa.gov/ncer/rfa/2006/sbir_phase1.pdf	647	0.69%	101
19.	http://es.epa.gov/ncer/nano/lectures/merzbacher_05_02_05_presentation.pdf	623	0.67%	99
20.	http://es.epa.gov/ncer/sbir/success/pdf/success_stories_old.pdf	579	0.62%	33
21.	http://es.epa.gov/ncer/nano/lectures/shah92605.pdf	578	0.62%	83
22.	http://es.epa.gov/ncer/nano/lectures/mcneil_030706.pdf	525	0.56%	127
23.	http://es.epa.gov/ncer/publications/nano/pdf/BaerEPA-Workshop--SmallParticleChemistry-final.pdf	524	0.56%	45
24.	http://es.epa.gov/ncer/publications/ncer/ncer_annualreport.pdf	511	0.55%	100
25.	http://es.epa.gov/ncer/publications/workshop/pdf/humanhealthproc.pdf	466	0.50%	45
26.	http://es.epa.gov/ncer/nano/lectures/maynard_06_13_05_presentation.pdf	457	0.49%	81

	Downloaded Files	Downloads	% Downloads	Visits
27.	http://es.epa.gov/ncer/sbir/rtp_sbir_meeting.pdf	451	0.48%	35
28.	http://es.epa.gov/ncer/publications/workshop/pdf/EE-0492-04.pdf	427	0.46%	41
29.	http://es.epa.gov/ncer/biodiversity/pubs/proc_vol237_2127.pdf	406	0.43%	54
30.	http://es.epa.gov/ncer/nano/lectures/teague_042505_presentation.pdf	399	0.43%	39
31.	http://es.epa.gov/ncer/science/tse/annual.pdf	385	0.41%	40
32.	http://es.epa.gov/ncer/nano/lectures/roco_04_18_05_presentation.pdf	370	0.40%	34
33.	http://es.epa.gov/ncer/publications/workshop/pdf/10_20_05_dreher_kevin.pdf	365	0.39%	52
34.	http://es.epa.gov/ncer/publications/workshop/pdf/EE-0484-09.pdf	360	0.38%	43
35.	http://es.epa.gov/ncer/nano/publications/2002_august_nano_star_workshop.pdf	357	0.38%	50
36.	http://es.epa.gov/ncer/sbir/2007factsheet.pdf	355	0.38%	297
37.	http://es.epa.gov/ncer/publications/meetings/8-23-2005/Rubenstein_0850_d3.pdf	344	0.37%	65
38.	http://es.epa.gov/ncer/science/endocrine/pdf/workshop06/lazorchak.pdf	343	0.37%	34
39.	http://es.epa.gov/ncer/biodiversity/pubs/tre_vol8_306.pdf	331	0.35%	83
40.	http://es.epa.gov/ncer/publications/workshop/pdf/11_03_05_harwell.pdf	328	0.35%	38
41.	http://es.epa.gov/ncer/publications/meetings/8-18-04/pdf/epa-winter.pdf	324	0.35%	49
42.	http://es.epa.gov/ncer/publications/workshop/bynd_com_sess2.pdf	320	0.34%	39
43.	http://es.epa.gov/ncer/nano/factsheet/nano_factsheet.pdf	306	0.33%	243
44.	http://es.epa.gov/ncer/publications/search/toxicsbatch.pdf	291	0.31%	24
45.	http://es.epa.gov/ncer/publications/nano/pdf/GaudianaKonarka Overview - September 8, 2003.pdf	284	0.30%	33
46.	http://es.epa.gov/ncer/sbir/report.pdf	281	0.30%	201
47.	http://es.epa.gov/ncer/publications/workshop/pdf/EE-0475-07.pdf	277	0.30%	31
48.	http://es.epa.gov/ncer/publications/workshop/pdf/10_20_05_ruiz_nancy.pdf	271	0.29%	34
49.	http://es.epa.gov/ncer/nano/lectures/shull_06_27_05_presentation.pdf	261	0.28%	32
50.	http://es.epa.gov/ncer/publications/meetings/8-23-2005/Gressitt_0915_d3.pdf	261	0.28%	42


	Downloaded Files	Downloads	% Downloads	Visits
51.	http://es.epa.gov/ncer/publications/workshop/pdf/2003star_human_health_proceedings.pdf	259	0.28%	41
52.	http://es.epa.gov/ncer/publications/meetings/9-9-2003/pdf/philip_berger.pdf	256	0.27%	37
53.	http://es.epa.gov/ncer/sbir/success/pdf/hydrogen.pdf	255	0.27%	184
54.	http://es.epa.gov/ncer/publications/meetings/8-18-04/pdf/wan_y_shih_epa_grantee_meeting_8-18,21-2004_2.pdf	247	0.26%	24
55.	http://es.epa.gov/ncer/publications/meetings/8-18-04/pdf/drzal_epa-star_08-17-04_(final).pdf	242	0.26%	68
56.	http://es.epa.gov/ncer/publications/meetings/11-30-2005/Rochester_PM_Center_Kickoff.pdf	238	0.25%	32
57.	http://es.epa.gov/ncer/publications/regions/5/pdf/plewa7_14_2004.pdf	237	0.25%	56
58.	http://es.epa.gov/ncer/rfa/forms/NCER_std_form_5-STAR_Grant_applications.pdf	237	0.25%	108
59.	http://es.epa.gov/ncer/biodiversity/pubs/ann_vol27_247.pdf	236	0.25%	188
60.	http://es.epa.gov/ncer/science/endocrine/pdf/workshop06/francis.pdf	226	0.24%	24
61.	http://es.epa.gov/ncer/publications/workshop/pdf/EE-0492-02.pdf	214	0.23%	37
62.	http://es.epa.gov/ncer/publications/meetings/10_26_05/b33westerhoff.pdf	213	0.23%	38
63.	http://es.epa.gov/ncer/publications/workshop/pdf/EE-0492-03.pdf	211	0.23%	34
64.	http://es.epa.gov/ncer/nano/relevant_meetings/NanotoxicologyMeeting2006.pdf	202	0.22%	78
65.	http://es.epa.gov/ncer/publications/workshop/pdf/11_03_05_howarth.pdf	201	0.21%	21
66.	http://es.epa.gov/ncer/publications/meetings/8-18-04/pdf/larsen.pdf	199	0.21%	29
67.	http://es.epa.gov/ncer/publications/meetings/8-23-2005/Eirkson_0915_d2.pdf	199	0.21%	35
68.	http://es.epa.gov/ncer/publications/starreport/starsix.pdf	197	0.21%	52
69.	http://es.epa.gov/ncer/publications/meetings/8-23-2005/Black_355_d1.pdf	192	0.21%	31
70.	http://es.epa.gov/ncer/publications/workshop/pdf/EE-0475-04.pdf	192	0.21%	25
71.	http://es.epa.gov/ncer/publications/meetings/11-30-2005/pmcentersabstract.pdf	191	0.20%	28
72.	http://es.epa.gov/ncer/publications/meetings/8-23-2005/finalsummary.pdf	191	0.20%	128

	Downloaded Files	Downloads	% Downloads	Visits
73.	http://es.epa.gov/ncer/publications/meetings/8-23-2005/Armstrong_150_d2.pdf	188	0.20%	29
74.	http://es.epa.gov/ncer/publications/science_forum/posters/pdf/2004_callard.pdf	187	0.20%	153
75.	http://es.epa.gov/ncer/publications/workshop/pdf/2001_drinking_water.pdf	182	0.19%	22
76.	http://es.epa.gov/ncer/publications/workshop/pdf/2001_water_watersheds.pdf	180	0.19%	16
77.	http://es.epa.gov/ncer/publications/meetings/8-18-04/pdf/wang.pdf	172	0.18%	26
78.	http://es.epa.gov/ncer/publications/nano/pdf/Hwang.pdf	170	0.18%	26
79.	http://es.epa.gov/ncer/sbir/success/pdf/vehicle.pdf	169	0.18%	153
80.	http://es.epa.gov/ncer/publications/workshop/pdf/11_03_05_stevenson.pdf	168	0.18%	26
81.	http://es.epa.gov/ncer/publications/workshop/pdf/11_03_05_lamberson.pdf	167	0.18%	33
82.	http://es.epa.gov/ncer/science/economics/science_econ1.pdf	167	0.18%	18
83.	http://es.epa.gov/ncer/publications/workshop/indicatprw00.pdf	166	0.18%	34
84.	http://es.epa.gov/ncer/publications/workshop/pdf/10_26_04_valuation_session1.pdf	164	0.18%	29
85.	http://es.epa.gov/ncer/sbir/success/pdf/novelliquid.pdf	163	0.17%	125
86.	http://es.epa.gov/ncer/publications/workshop/pdf/10_20_05_diallo_mamadou.pdf	159	0.17%	26
87.	http://es.epa.gov/ncer/publications/workshop/pdf/EE-0484-04.pdf	154	0.16%	37
88.	http://es.epa.gov/ncer/publications/meetings/8-18-04/pdf/karn-nanogratees-8-04.pdf	153	0.16%	32
89.	http://es.epa.gov/ncer/publications/nano/pdf/mrocoNNI_03-0915_ENVgrantees_Roco.pdf	153	0.16%	43
90.	http://es.epa.gov/ncer/publications/workshop/pdf/11_03_05_hargreaves.pdf	152	0.16%	24
91.	http://es.epa.gov/ncer/nano/publications/pm_publications.pdf	152	0.16%	22
92.	http://es.epa.gov/ncer/publications/nano/pdf/Zhang.pdf	148	0.16%	22
93.	http://es.epa.gov/ncer/publications/starreport/starten.pdf	147	0.16%	138
94.	http://es.epa.gov/ncer/publications/workshop/globalaquaticceco_60806.pdf	145	0.15%	20
95.	http://es.epa.gov/ncer/publications/workshop/pdf/11_03_05_koonce.pdf	144	0.15%	19

	Downloaded Files	Downloads	% Downloads	Visits
96.	http://es.epa.gov/ncer/publications/meetings/8-18-04/pdf/greg_wilson.pdf	144	0.15%	31
97.	http://es.epa.gov/ncer/publications/workshop/pdf/2003star_mercury_fate_transport_proceedings.pdf	143	0.15%	32
98.	http://es.epa.gov/ncer/science/pm/hei/DieselSpecialReport02.pdf	142	0.15%	19
99.	http://es.epa.gov/oeca/spfund/lovecanl.pdf	142	0.15%	73
100.	http://es.epa.gov/ncer/publications/meetings/9-27-2004/pdf/nel.pdf	139	0.15%	15
Subtotal for rows: 1 - 100		53,431	57.06%	7,209
Other		40,211	42.94%	26,685
Total		93,642	100.00%	33,894

items 1-100 of 200

Downloaded Files - Help Card




Column Definitions

Files
The path and filename of the file being analyzed.

Downloads
Number of times the specified file was downloaded by a visitor. If an error occurred during a transfer, the transfer is not counted. Note that downloaded PDF files may cause an inflated count.

Visits
Number of visits that accessed the specified files. A visit is a series of actions that begins when a visitor views their first page from the server, and ends when the visitor leaves the site or remains idle beyond the idle-time limit. The default idle-time limit is thirty minutes. This time limit can be changed by the system administrator.



Report Descriptions

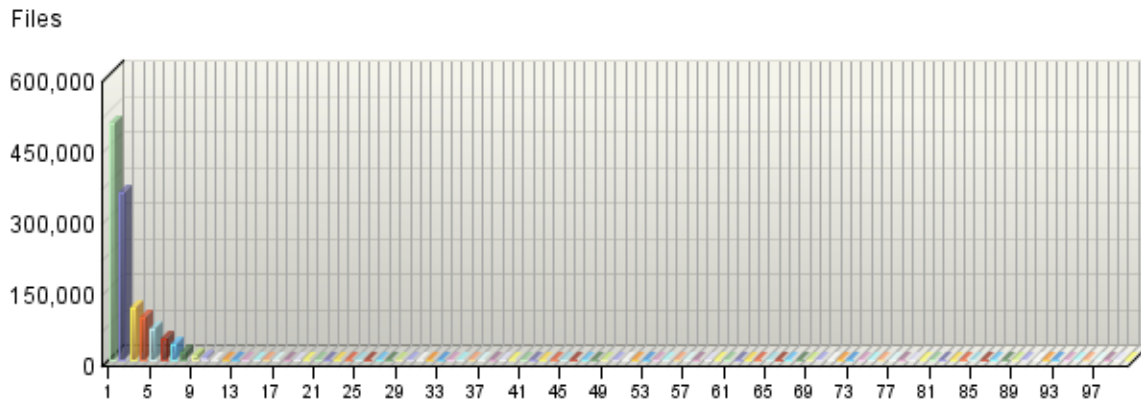
If you are using an SDC data source, then this report is not applicable.

This information shows you the most popular downloadable files on your web site. Files that don't appear on the list, or appear low on the list, may require maintenance such as decreasing the file size, improving link placement, or elimination to make room for more popular content.

Accessed File Types

This report identifies the types of files accessed on your site and the total number of kilobytes of data transferred for each file type. Cached requests and erred hits are excluded from the totals.

Accessed File Types by Files



Accessed File Types

	File Type	Files	% Files	Kbytes Transferred
1.	html	499,951	40.56%	6,184,833
2.	gif	354,661	28.77%	1,091,283
3.	htm	110,144	8.93%	1,504,825
4.	pdf	89,780	7.28%	17,609,479
5.	jpg	65,859	5.34%	2,483,414
6.	ico	44,902	3.64%	61,653
7.	css	31,884	2.59%	89,720
8.	txt	18,128	1.47%	6,327
9.	ppt	8,734	0.71%	22,776,178
10.	swf	3,368	0.27%	122,200
11.	old	1,740	0.14%	3,171
12.	pl	1,610	0.13%	8,442
13.	doc	582	0.05%	40,178
14.	wpd	176	0.01%	2,746
15.	ht	141	0.01%	0
16.	map	124	0.01%	11
17.	bin	73	0.01%	1,012
18.	zip	70	0.01%	13,711

	File Type	Files	% Files	Kbytes Transferred
19.	mov	67	0.01%	252,272
20.	htmlw	66	0.01%	0
21.	scc	65	0.01%	22
22.	mpg	45	0.00%	35,599
23.	htmltmlw	39	0.00%	0
24.	html)	29	0.00%	0
25.	js	29	0.00%	250
26.		27	0.00%	
27.	html	19	0.00%	0
28.	html;	19	0.00%	44
29.	htmlw	18	0.00%	0
30.	htmlhtmlw	18	0.00%	0
31.	htmlhtmlw	17	0.00%	0
32.	htmltmlw	16	0.00%	0
33.	htmlhtmlw	15	0.00%	0
34.	h	14	0.00%	0
35.	php	13	0.00%	0
36.	cgi	11	0.00%	12
37.	html&query=	10	0.00%	0
38.	htmlw	10	0.00%	0
39.	htmlw	9	0.00%	0
40.	htmlenView	9	0.00%	0
41.	htmltmlw	9	0.00%	0
42.	pdfÂ	9	0.00%	0
43.	htmltmlw	8	0.00%	0
44.	wp5	8	0.00%	266
45.	htmlw	8	0.00%	0
46.	wp6	8	0.00%	0
47.	xbm	8	0.00%	4
48.	htmltmlw	8	0.00%	0
49.	jpe	8	0.00%	39
50.	htmlw	8	0.00%	0
51.	htmlhtmlw	8	0.00%	0
52.	htmltmlhtmlw	7	0.00%	0
53.	h tml	7	0.00%	0
54.	htmlhtmlw	7	0.00%	0
55.	htmlw	7	0.00%	0
56.	htmltmlw	6	0.00%	0
57.	org	6	0.00%	0
58.	html	6	0.00%	0

	File Type	Files	% Files	Kbytes Transferred
59.	eps	6	0.00%	2,479
60.	htmltmlmlw	5	0.00%	0
61.	rm	5	0.00%	25,779
62.	pd	5	0.00%	0
63.	htmlm	5	0.00%	0
64.	hold	5	0.00%	213
65.	asp	5	0.00%	0
66.	html&username=jameno123	4	0.00%	0
67.	cfm	4	0.00%	0
68.	vts	4	0.00%	0
69.	jpeg	4	0.00%	202
70.	aspx	3	0.00%	0
71.	mp3	3	0.00%	661
72.	shtml	2	0.00%	0
73.	html"	2	0.00%	0
74.	htinl	2	0.00%	0
75.	jbf	2	0.00%	86
76.	sit	2	0.00%	36
77.	dir	2	0.00%	0
78.	html3print	2	0.00%	0
79.	html#intro	1	0.00%	0
80.	html#role	1	0.00%	0
81.	html#qual	1	0.00%	0
82.	html#prop	1	0.00%	0
83.	html#risk	1	0.00%	0
84.	html#prog	1	0.00%	0
85.	html#air	1	0.00%	0
86.	html#hpc	1	0.00%	0
87.	html#explore	1	0.00%	0
88.	html#stats	1	0.00%	0
89.	html#expose	1	0.00%	0
90.	html#drinking	1	0.00%	0
91.	html#endo	1	0.00%	0
92.	html#app	1	0.00%	0
93.	html#eval	1	0.00%	0
94.	html#methods	1	0.00%	0
95.	html(2	1	0.00%	0
96.	h!ml	1	0.00%	0
97.	htrnl	1	0.00%	0
98.	html#fate	1	0.00%	0

	File Type	Files	% Files	Kbytes Transferred
99.	html(6	1	0.00%	0
100.	html#eco	1	0.00%	0
Subtotal for rows: 1 - 100		1,232,722	100.00%	52,317,133
	Other	18	0.00%	42,277
	Total	1,232,740	100.00%	52,359,409

items 1-100 of 118

Accessed File Types - Help Card



Column Definitions

File Type

Identifies types of files by their file extension. For example, a file named graphic.gif is identified as type "gif."

Files

Number of files of the specified type accessed by visitors to your site.

Kbytes Transferred

Number of kilobytes of data transferred for all files of the specified type.



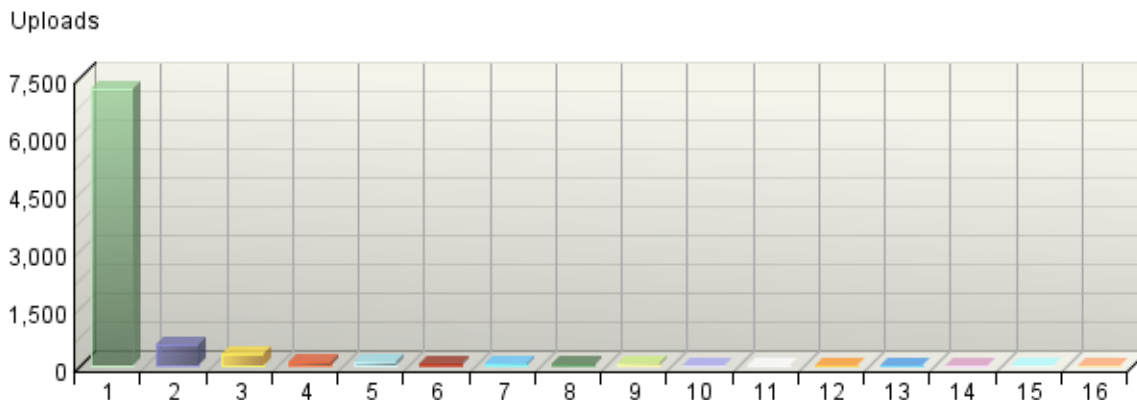
Report Descriptions

This report provides general statistics for the type of data that visitors access on your site.

Uploaded Files

This report identifies the most popular files uploaded from a client to your servers using FTP PUT, HTTP PUT, or HTTP POST.

Uploaded Files



Uploaded Files

	Uploaded Files	Visits	Uploads	% Uploads
1.	http://es.epa.gov/search97cgi/s97_cgi/	2,069	7,220	85.74%
2.	http://es.epa.gov/cgi-bin/armyssp.pl	534	534	6.34%
3.	http://es.epa.gov/cgi-bin/ncercqamail.pl	250	278	3.30%
4.	http://es.epa.gov//search97cgi/s97_cgi/	58	100	1.19%
5.	http://es.epa.gov/cgi-bin/common/change.pl	67	100	1.19%
6.	http://es.epa.gov/cgi-bin/comments.pl	41	42	0.50%
7.	http://es.epa.gov/cgi-bin/eows.pl	40	42	0.50%
8.	http://es.epa.gov/search97cgi/s97r_cgi/	28	37	0.44%
9.	http://es.epa.gov/cgi-bin/issds/guided-list.pl	1	26	0.31%
10.	http://es.epa.gov/http://es.epa.gov/cgi-bin/ncercqamail.pl	16	16	0.19%
11.	http://es.epa.gov/cgi-bin/mail.pl	8	9	0.11%
12.	http://es.epa.gov/cgi-bin/ru/translate-button.pl	1	4	0.05%
13.	http://es.epa.gov/cgi-bin/issds/inel-sage/	3	4	0.05%
14.	http://es.epa.gov/cgi-bin/issds/guided.pl	2	4	0.05%
15.	http://es.epa.gov/cgi-bin/issds/issds-assisted.pl	4	4	0.05%
16.	http://es.epa.gov/http://es.epa.gov/cgi-bin/comments.pl	1	1	0.01%

Uploaded Files	Visits	Uploads	% Uploads
Total	3,123	8,421	100.00%

items 1-16 of 16

Uploaded Files - Help Card



Column Definitions

Files

The path and filename of the uploaded file being analyzed. Uploaded files correspond to a POST entry in the web server log file. If the field names are provided, then you will find the uploaded files listed in the METHOD field.

Visits

Number of visits to your site where the specified file was uploaded to your servers. A visit is a series of actions that begins when a visitor views their first page from the server, and ends when the visitor leaves the site or remains idle beyond the idle-time limit. The default idle-time limit is thirty minutes. This time limit can be changed by the system administrator.

Uploads

Number of times the specified file was uploaded to your site. If an error occurred during a transfer, the transfer is not counted.



Report Descriptions

If you are using an SDC data source, then this report is not applicable.

This report presents information on files that were uploaded to your servers during the period of the report. You may want to run virus scans on uploaded files.