

## P3 Web Site Statistics

Monthly View: January 2006

January 1, 2006 12:00:00 AM – January 31, 2006 11:59:58 PM

This report was generated by WebTrends 7 - Enterprise, Version: 7.5, Build: 16366 .  
Friday, February 24, 2006 11:27:09 AM  
Final report conversion by WebTrends Report Exporter, Version 7.5 (build 16363)

*Copyright (C) 1996-2005 WebTrends Inc. All rights reserved.*

# Table of Contents

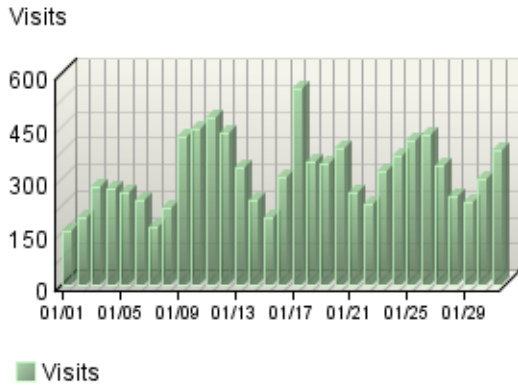
Overview Dashboard .....	1
Visitors Dashboard .....	3
Pages Dashboard .....	6
Navigation Dashboard .....	8
Technical Dashboard .....	9
Activity Dashboard .....	11
Browsers and Platforms Dashboard .....	13
Visitors Dashboard .....	15
Top Visitors .....	18
New vs. Return Visits .....	25
Visitors by Number of Visits .....	27
Visitors Trend .....	29
Visits Trend .....	35
Organizations .....	37
Authenticated Usernames .....	40
Domain Names .....	42
Top-Level Domain Types .....	44
Geography Dashboard .....	47
Regions .....	48
Countries .....	50
North American States and Provinces .....	52
Cities .....	53
Pages Dashboard .....	54
Pages .....	56
Content Groups .....	71
Directories .....	73
Files Dashboard .....	75

Downloaded Files .....	76
Accessed File Types .....	78
Uploaded Files .....	80

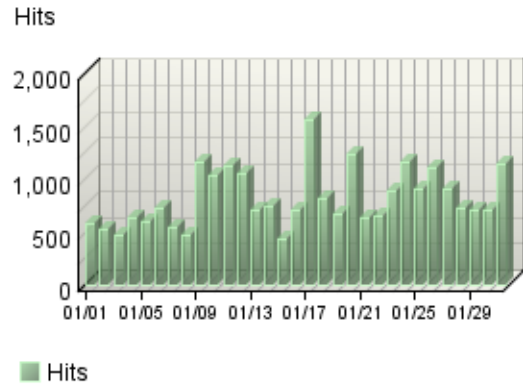
# Overview Dashboard

This displays key graphs and tables that provide an overview of the entire report. When viewing through the on-demand interface, you can click on the title of a graph or table to navigate to the corresponding page.

**Visits Trend**



**Hits Trend**



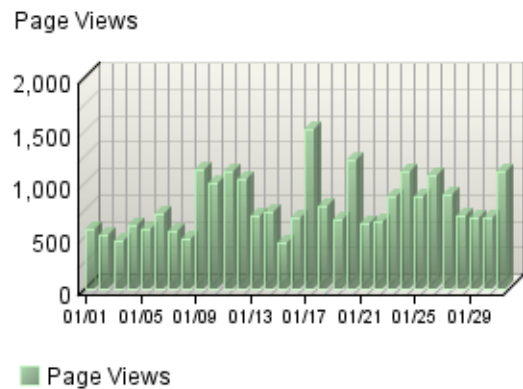
**Visitor Summary**

Visitors	4,969
Visitors Who Visited Once	4,176
Visitors Who Visited More Than Once	793
Average Visits per Visitor	1.97

**Visit Summary**

Visits	9,766
Average per Day	315
Average Visit Duration	00:07:58
Median Visit Duration	00:01:07
International Visits	0.00%
Visits of Unknown Origin	100.00%
Visits from Your Country: United States (US)	0.00%

**Page Views Trend**



**Hit Summary**

Successful Hits for Entire Site	25,394
Average Hits per Day	819
Home Page Hits	5

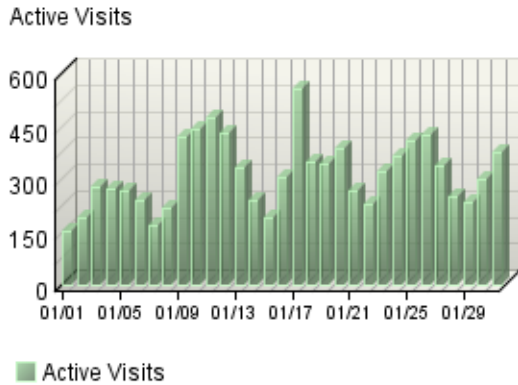
### Page View Summary

Page Views	24,605
Average per Day	793
Average Page Views per Visit	2.52

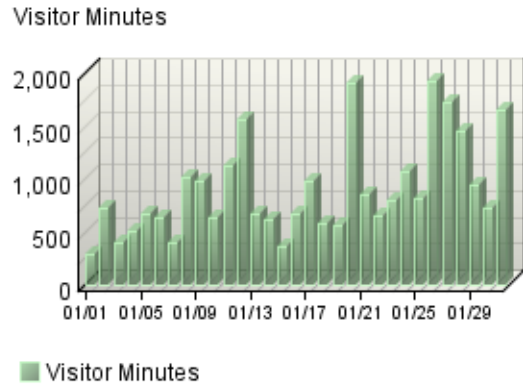
# Visitors Dashboard

This displays key graphs and tables that provide an overview of the Visitors chapter. When viewing through the on-demand interface, you can click on the title of a graph or table to navigate to the corresponding page.

**Active Visits Trend**



**Visitor Minutes Trend**



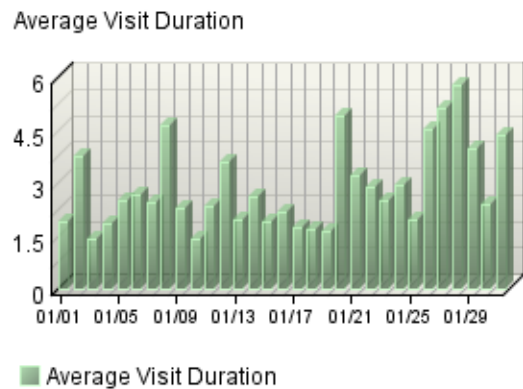
**Visitor Summary**

Visitors	4,969
Visitors Who Visited Once	4,176
Visitors Who Visited More Than Once	793
Average Visits per Visitor	1.97

**Visit Summary**

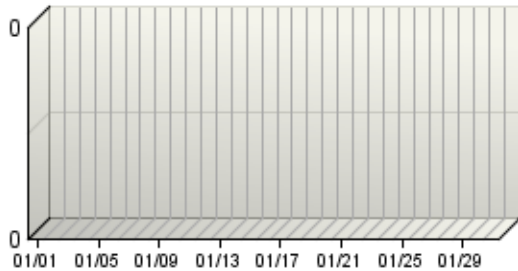
Visits	9,766
Average per Day	315
Average Visit Duration	00:07:58
Median Visit Duration	00:01:07
International Visits	0.00%
Visits of Unknown Origin	100.00%
Visits from Your Country: United States (US)	0.00%

**Average Length of Visit Trend**



### New Visitors Trend

New Visitors



■ New Visitors

### Countries

Visits



■ Unknown Country

### Organizations

No data is available for this graph.

### Authenticated Usernames

No data is available for this graph.

### New vs. Return Visits

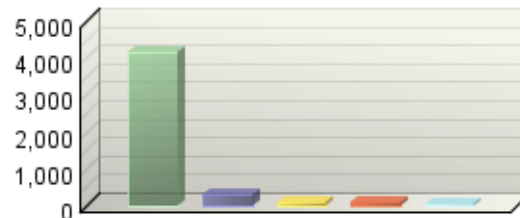
Visits



■ Returning Visitors

### Visitors by Number of Visits

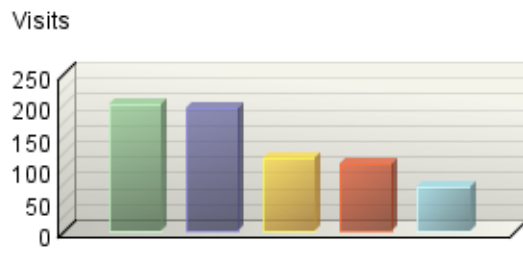
Visitors



■ 1 visit   ■ 2 visits   ■ 3 visits   ■ 4 visits   ■ 5 visits



### Top Visitors

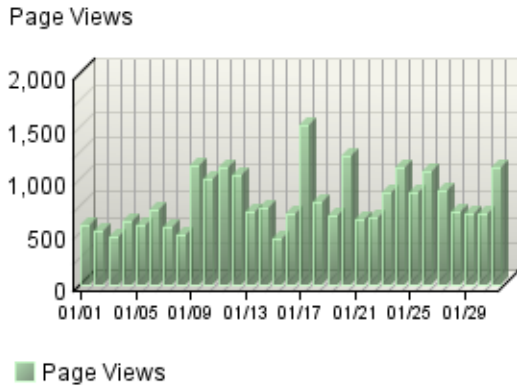


207.68.146.104\_ms... 66.151.181.4\_FAST ...  
207.46.98.147\_msn... 63.241.61.7\_Conver...  
66.249.72.226\_Mozi...

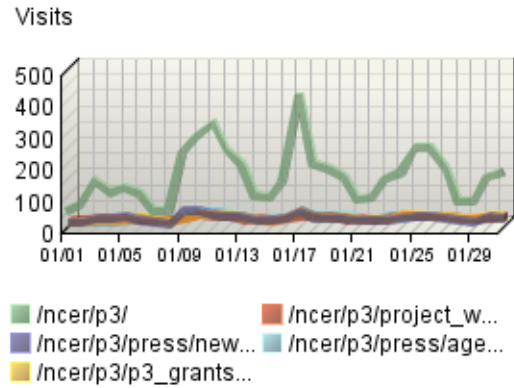
# Pages Dashboard

This displays key graphs and tables that provide an overview of the Pages chapter. When viewing through the on-demand interface, you can click on the title of a graph or table to navigate to the corresponding page.

**Page Views Trend**



**Pages Trend**



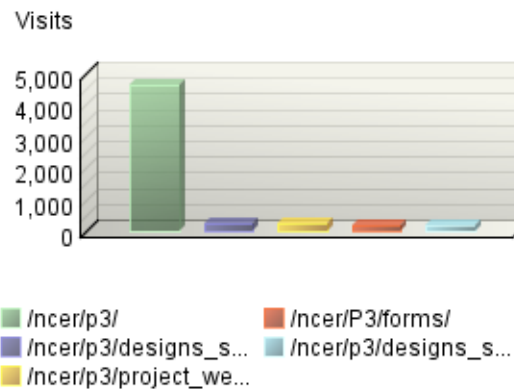
**Content Groups**

No data is available for this graph.

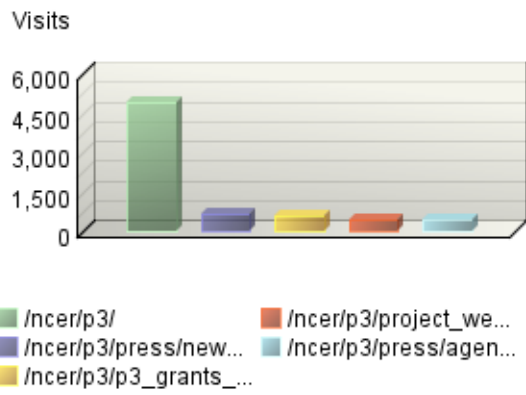
**Page View Summary**

Page Views	24,605
Average per Day	793
Average Page Views per Visit	2.52

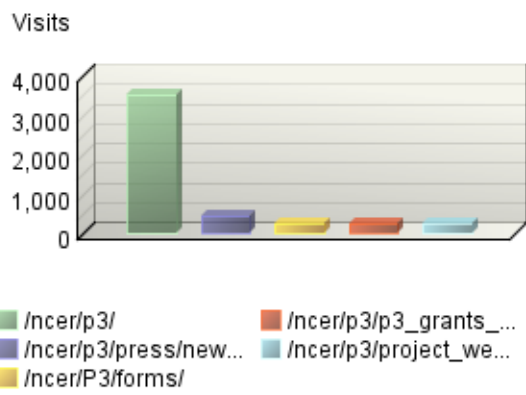
**Entry Pages**



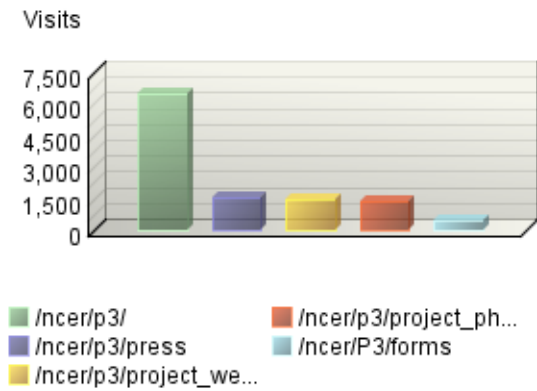
### Pages



### Exit Pages



### Directories

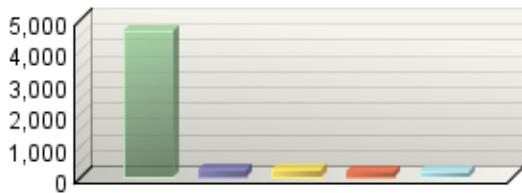


# Navigation Dashboard

This dashboard summarizes important information related to online navigation.

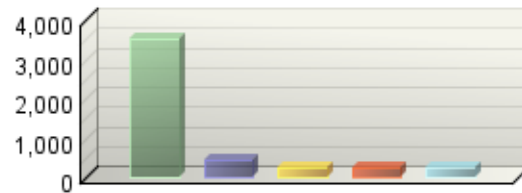
## Entry Pages

Visits



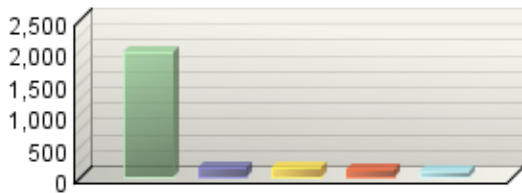
## Exit Pages

Visits



## Single-Page Visits

Visits

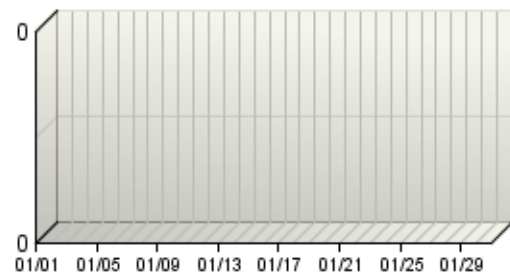


# Technical Dashboard

This dashboard summarizes important information related to online technical activity.

## Average Time to Serve Pages

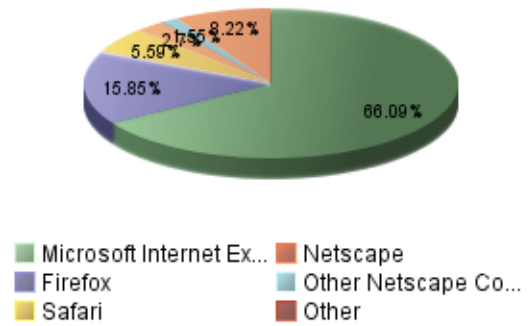
Average Time to Serve



■ Average Time to Serve

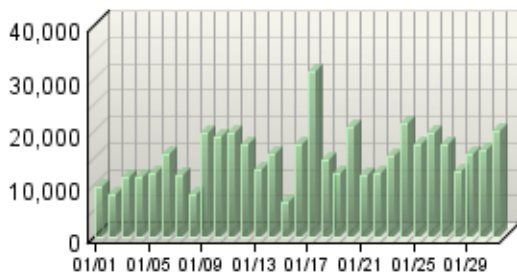
## Browsers by Version

Visits



## Bandwidth: Kbytes Transferred Trend

Kbytes Transferred

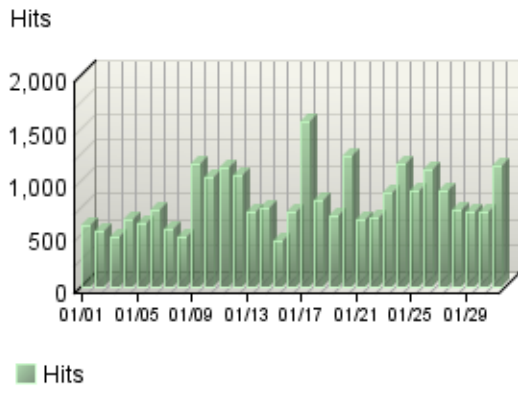


■ Kbytes Transferred

## Technical Summary

Total Hits	26,144
Successful Hits	25,394
Successful Hits (as Percent)	97.13%
Failed Hits	750
Failed Hits (as Percent)	2.87%
Cached Hits	4,851
Cached Hits (as Percent)	18.55%

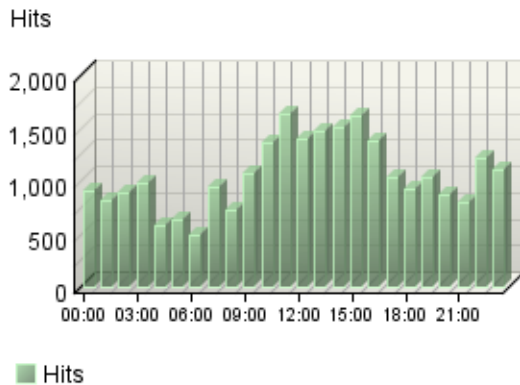
### Hits Trend



# Activity Dashboard

This displays key graphs and tables that provide an overview of the Activity chapter. When viewing through the on-demand interface, you can click on the title of a graph or table to navigate to the corresponding page.

**Hits by Hour of the Day**



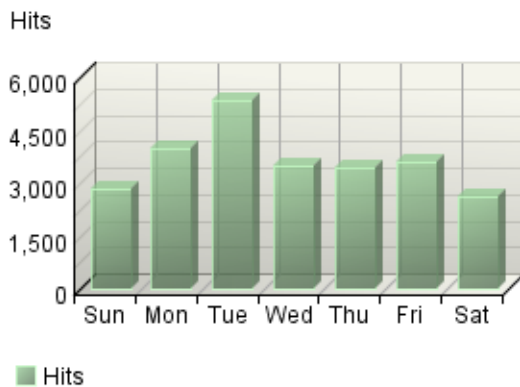
**Least Active Summary**

Least Active Date	1/15/06
Number of Hits on Least Active Date	436
Least Active Day of the Week	Saturday
Least Active Hour of the Day	06:00-06:59

**Activity on Weekdays Summary**

Total Hits Weekdays	19,897
Total Visits Weekdays	7,817
Average Number of Visits per day on Weekdays	355
Average Number of Hits per day on Weekdays	904

**Hits by Day of the Week**



**Activity on Weekends Summary**

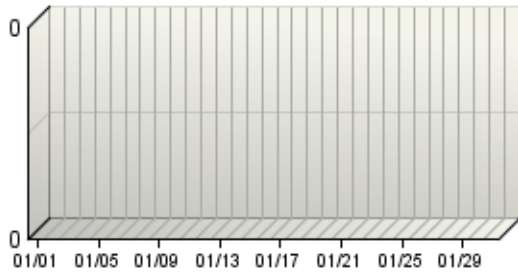
Total Hits Weekend	5,497
Total Visits Weekend	1,949
Average Number of Visits per Weekend	389
Average Number of Hits per Weekend	1,099

**Most Active Summary**

Most Active Date	1/17/06
Number of Hits on Most Active Date	1,559
Most Active Day of the Week	Tuesday
Most Active Hour of the Day	11:00-11:59

### Average Time to Serve Pages

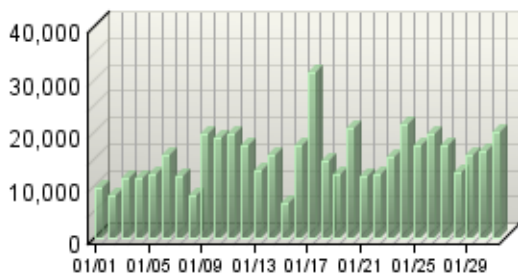
Average Time to Serve



■ Average Time to Serve

### Bandwidth: Kbytes Transferred Trend

Kbytes Transferred



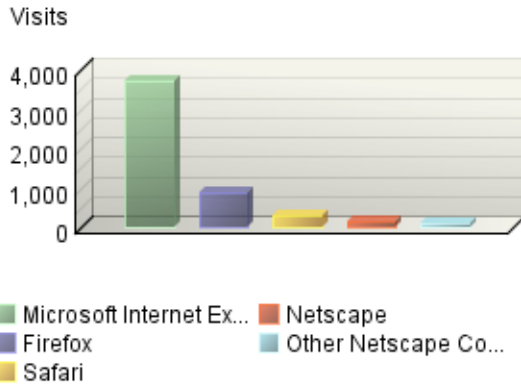
■ Kbytes Transferred



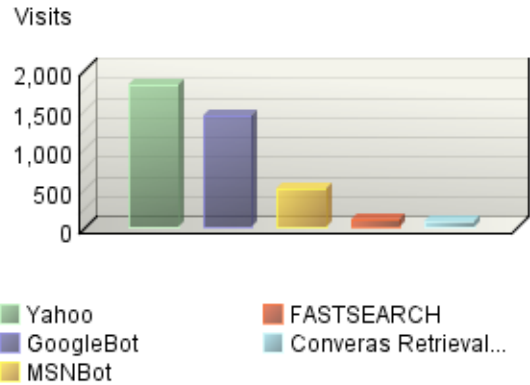
# Browsers and Platforms Dashboard

This displays key graphs and tables that provide an overview of the Browsers and Platforms chapter. When viewing through the on-demand interface, you can click on the title of a graph or table to navigate to the corresponding page.

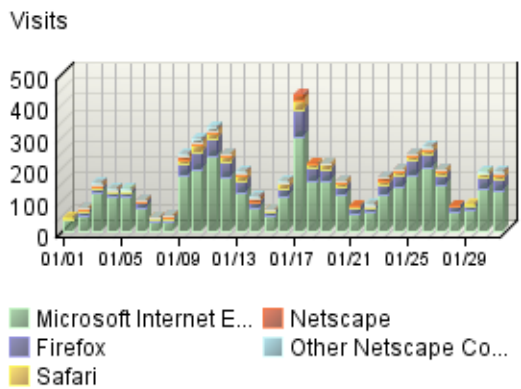
## Browsers



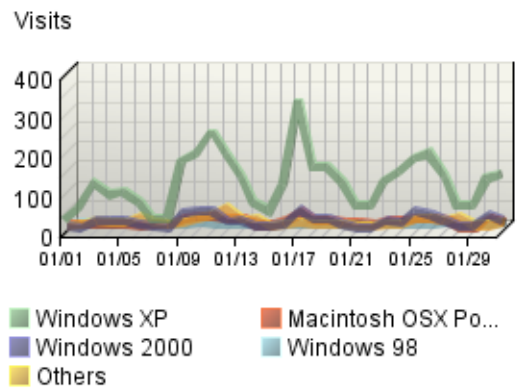
## Spiders



## Browsers Trend



## Platforms Trend



## WAP Devices

No data is available for this graph.

## Palm Devices

No data is available for this graph.

### **WAP Browsers**

**No data is available for this graph.**

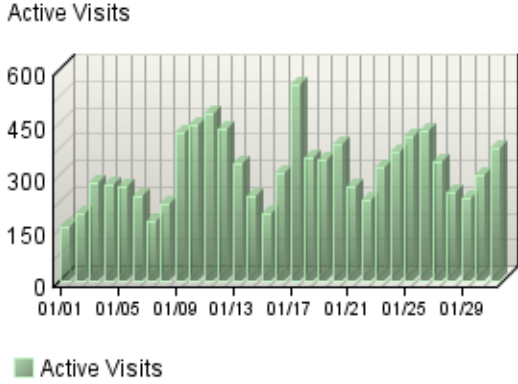
### **Palm Browsers**

**No data is available for this graph.**

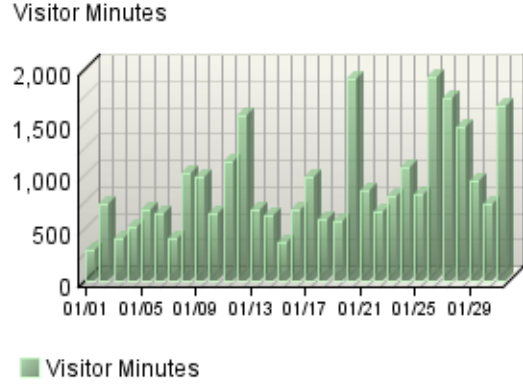
# Visitors Dashboard

This displays key graphs and tables that provide an overview of the Visitors chapter. When viewing through the on-demand interface, you can click on the title of a graph or table to navigate to the corresponding page.

**Active Visits Trend**



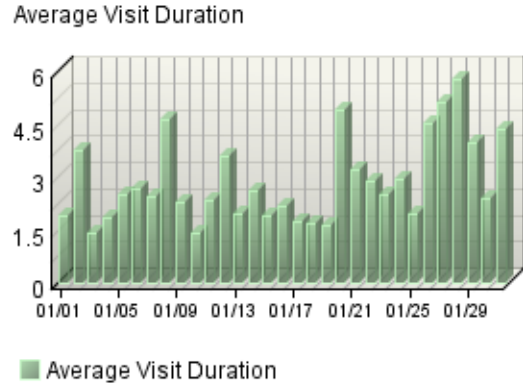
**Visitor Minutes Trend**



**Visitor Summary**

Visitors	4,969
Visitors Who Visited Once	4,176
Visitors Who Visited More Than Once	793
Average Visits per Visitor	1.97

**Average Length of Visit Trend**

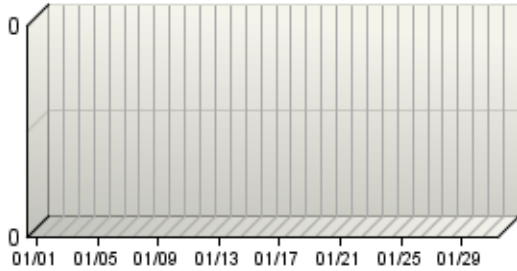


**Visit Summary**

Visits	9,766
Average per Day	315
Average Visit Duration	00:07:58
Median Visit Duration	00:01:07
International Visits	0.00%
Visits of Unknown Origin	100.00%
Visits from Your Country: United States (US)	0.00%

### New Visitors Trend


New Visitors



■ New Visitors

### Countries

Visits



■ Unknown Country

### Organizations

No data is available for this graph.

### Authenticated Usernames

No data is available for this graph.

### New vs. Return Visits

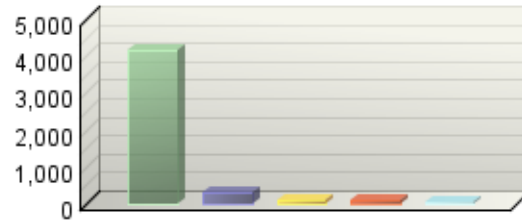
Visits



■ Returning Visitors

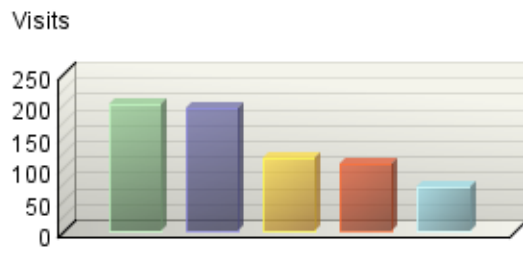
### Visitors by Number of Visits

Visitors



■ 1 visit   ■ 2 visits   ■ 3 visits   ■ 4 visits   ■ 5 visits

### Top Visitors

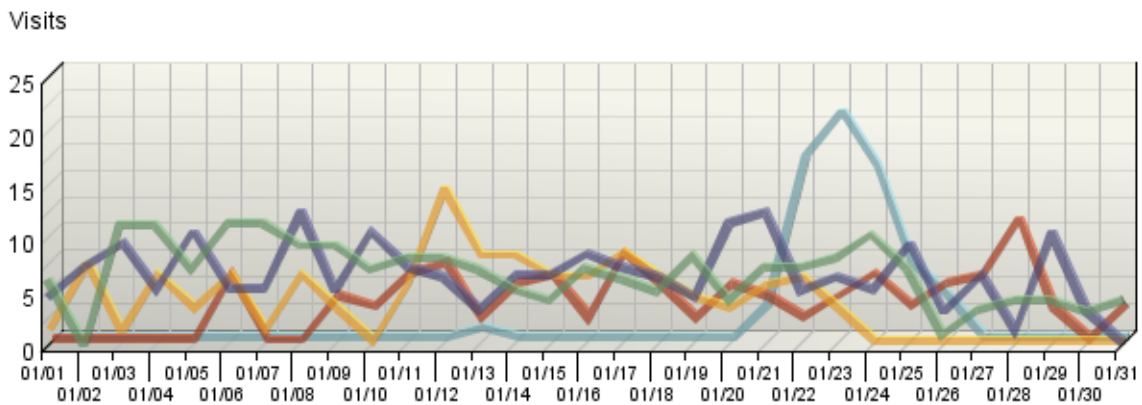


207.68.146.104\_ms... 66.151.181.4\_FAST ...  
207.46.98.147\_msn... 63.241.61.7\_Conver...  
66.249.72.226\_Mozi...

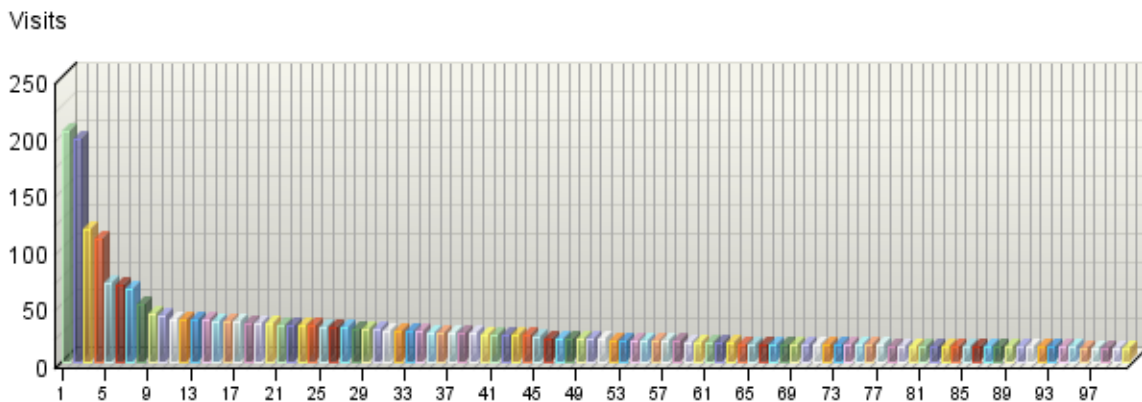
# Top Visitors

This report identifies the IP address, domain name, or cookie of each visitor, and identifies the visitor's activity level on the site. If you use cookies to track visits, WebTrends can differentiate between hits from different visitors with the same IP address.

**Top Visitors Trend**



**Top Visitors**



**Top Visitors**

	Visitor	Visits	% Visits	Hits
■ 1.	207.68.146.104_msnbot/1.0 (+http://search.msn.com/msnbot.htm)	202	2.07%	552
■ 2.	207.46.98.147_msnbot/1.0 (+http://search.msn.com/msnbot.htm)	196	2.01%	534

	Visitor	Visits	% Visits	Hits
3.	66.249.72.226_Mozilla/5.0 (compatible; Googlebot/2.1; +http://www.google.com/bot.html)	116	1.19%	864
4.	66.151.181.4_FAST Enterprise Crawler 6 used by FAST Search (fastuser@fastsearch.com)	108	1.11%	1,470
5.	63.241.61.7_ConveraCrawler/0.9d (+http://www.authoritativeweb.com/crawl)	69	0.71%	632
6.	134.67.99.162_NLESE USEPA	68	0.70%	130
7.	66.234.139.194_snap.com beta crawler v0	64	0.66%	269
8.	209.241.144.34_Mozilla/4.0 (compatible; MSIE 6.0; Windows NT; MS Search 4.0 Robot)	51	0.52%	76
9.	38.113.234.181_voyager/1.0	42	0.43%	46
10.	164.67.195.24_NutchCVS/0.7.1 (Nutch; http://lucene.apache.org/nutch/bot.html; nutch-agent@lucene.apache.org)	41	0.42%	50
11.	66.249.71.3_Googlebot/2.1 (+http://www.google.com/bot.html)	38	0.39%	42
12.	66.249.71.7_Googlebot/2.1 (+http://www.google.com/bot.html)	38	0.39%	47
13.	66.249.64.6_Googlebot/2.1 (+http://www.google.com/bot.html)	38	0.39%	43
14.	66.249.64.77_Googlebot/2.1 (+http://www.google.com/bot.html)	37	0.38%	45
15.	66.249.64.36_Googlebot/2.1 (+http://www.google.com/bot.html)	36	0.37%	45
16.	66.249.64.35_Googlebot/2.1 (+http://www.google.com/bot.html)	36	0.37%	41
17.	66.249.64.44_Googlebot/2.1 (+http://www.google.com/bot.html)	35	0.36%	38
18.	66.249.71.17_Googlebot/2.1 (+http://www.google.com/bot.html)	34	0.35%	41
19.	66.249.64.49_Googlebot/2.1 (+http://www.google.com/bot.html)	33	0.34%	40
20.	66.249.64.47_Googlebot/2.1 (+http://www.google.com/bot.html)	33	0.34%	36
21.	66.249.64.14_Googlebot/2.1 (+http://www.google.com/bot.html)	32	0.33%	37
22.	66.249.64.7_Googlebot/2.1 (+http://www.google.com/bot.html)	32	0.33%	38
23.	66.249.64.25_Googlebot/2.1 (+http://www.google.com/bot.html)	32	0.33%	37
24.	66.249.64.54_Googlebot/2.1 (+http://www.google.com/bot.html)	32	0.33%	39
25.	66.249.64.15_Googlebot/2.1 (+http://www.google.com/bot.html)	31	0.32%	40

	Visitor	Visits	% Visits	Hits
26.	66.249.71.50_Googlebot/2.1 (+http://www.google.com/bot.html)	31	0.32%	37
27.	66.249.71.14_Googlebot/2.1 (+http://www.google.com/bot.html)	31	0.32%	39
28.	66.249.64.26_Googlebot/2.1 (+http://www.google.com/bot.html)	29	0.30%	33
29.	66.249.71.47_Googlebot/2.1 (+http://www.google.com/bot.html)	28	0.29%	30
30.	134.67.99.15_lwp-trivial/1.34	28	0.29%	37
31.	66.249.71.9_Googlebot/2.1 (+http://www.google.com/bot.html)	27	0.28%	30
32.	66.249.64.50_Googlebot/2.1 (+http://www.google.com/bot.html)	27	0.28%	31
33.	199.223.19.3_Mozilla/4.0 (compatible; MSIE 6.0; Windows NT 5.1; SV1; .NET CLR 1.1.4322; InfoPath.1; .NET CLR 2.0.50727)	27	0.28%	122
34.	66.249.71.15_Googlebot/2.1 (+http://www.google.com/bot.html)	27	0.28%	29
35.	66.249.71.70_Googlebot/2.1 (+http://www.google.com/bot.html)	26	0.27%	26
36.	66.249.71.53_Googlebot/2.1 (+http://www.google.com/bot.html)	25	0.26%	33
37.	38.113.234.180_voyager/1.0	25	0.26%	27
38.	129.44.190.207_Mozilla/4.0	25	0.26%	799
39.	68.142.250.167_Mozilla/5.0 (compatible; Yahoo! Slurp; http://help.yahoo.com/help/us/ysearch/slurp)	25	0.26%	25
40.	68.142.249.173_Mozilla/5.0 (compatible; Yahoo! Slurp; http://help.yahoo.com/help/us/ysearch/slurp)	24	0.25%	44
41.	68.142.249.53_Mozilla/5.0 (compatible; Yahoo! Slurp; http://help.yahoo.com/help/us/ysearch/slurp)	23	0.24%	39
42.	66.147.154.3_http://www.almaden.ibm.com/cs/crawler [9.1.147.93]	23	0.24%	75
43.	66.249.66.229_Mozilla/5.0 (compatible; Googlebot/2.1; +http://www.google.com/bot.html)	23	0.24%	159
44.	65.55.246.128_msnbot/0.9 (+http://search.msn.com/msnbot.htm)	23	0.24%	50
45.	66.249.64.13_Googlebot/2.1 (+http://www.google.com/bot.html)	22	0.23%	23
46.	68.142.251.137_Mozilla/5.0 (compatible; Yahoo! Slurp; http://help.yahoo.com/help/us/ysearch/slurp)	21	0.22%	35
47.	68.142.251.109_Mozilla/5.0 (compatible; Yahoo! Slurp; http://help.yahoo.com/help/us/ysearch/slurp)	21	0.22%	26



	<b>Visitor</b>	<b>Visits</b>	<b>% Visits</b>	<b>Hits</b>
48.	68.142.249.78_Mozilla/5.0 (compatible; Yahoo! Slurp; http://help.yahoo.com/help/us/ysearch/slurp)	21	0.22%	35
49.	66.249.71.10_Googlebot/2.1 (+http://www.google.com/bot.html)	20	0.20%	24
50.	68.142.249.139_Mozilla/5.0 (compatible; Yahoo! Slurp; http://help.yahoo.com/help/us/ysearch/slurp)	20	0.20%	36
51.	66.249.71.1_Googlebot/2.1 (+http://www.google.com/bot.html)	20	0.20%	24
52.	68.142.251.65_Mozilla/5.0 (compatible; Yahoo! Slurp; http://help.yahoo.com/help/us/ysearch/slurp)	19	0.19%	19
53.	66.249.71.56_Googlebot/2.1 (+http://www.google.com/bot.html)	19	0.19%	20
54.	68.142.251.40_Mozilla/5.0 (compatible; Yahoo! Slurp; http://help.yahoo.com/help/us/ysearch/slurp)	19	0.19%	20
55.	68.142.250.36_Mozilla/5.0 (compatible; Yahoo! Slurp; http://help.yahoo.com/help/us/ysearch/slurp)	19	0.19%	26
56.	66.249.71.42_Googlebot/2.1 (+http://www.google.com/bot.html)	18	0.18%	22
57.	68.142.251.172_Mozilla/5.0 (compatible; Yahoo! Slurp; http://help.yahoo.com/help/us/ysearch/slurp)	18	0.18%	18
58.	66.249.71.78_Googlebot/2.1 (+http://www.google.com/bot.html)	18	0.18%	28
59.	66.249.71.33_Googlebot/2.1 (+http://www.google.com/bot.html)	17	0.17%	25
60.	66.249.71.72_Googlebot/2.1 (+http://www.google.com/bot.html)	17	0.17%	25
61.	66.160.159.221_Mozilla/4.0 (compatible; MSIE 6.0; Windows NT 5.0; .NET CLR 1.1.4322)	17	0.17%	23
62.	68.142.250.144_Mozilla/5.0 (compatible; Yahoo! Slurp; http://help.yahoo.com/help/us/ysearch/slurp)	17	0.17%	23
63.	66.249.71.55_Googlebot/2.1 (+http://www.google.com/bot.html)	17	0.17%	19
64.	66.196.90.12_Mozilla/5.0 (compatible; Yahoo! Slurp; http://help.yahoo.com/help/us/ysearch/slurp)	16	0.16%	29
65.	68.142.250.181_Mozilla/5.0 (compatible; Yahoo! Slurp; http://help.yahoo.com/help/us/ysearch/slurp)	16	0.16%	23
66.	66.249.64.38_Googlebot/2.1 (+http://www.google.com/bot.html)	16	0.16%	29

	<b>Visitor</b>	<b>Visits</b>	<b>% Visits</b>	<b>Hits</b>
67.	68.142.249.77_Mozilla/5.0 (compatible; Yahoo! Slurp; http://help.yahoo.com/help/us/ysearch/slurp)	16	0.16%	34
68.	66.249.64.58_Googlebot/2.1 (+http://www.google.com/bot.html)	16	0.16%	26
69.	62.145.145.6_Mozilla/4.0 (compatible; MSIE 6.0; Windows NT 5.1)	15	0.15%	42
70.	66.249.71.54_Googlebot/2.1 (+http://www.google.com/bot.html)	15	0.15%	21
71.	68.142.249.65_Mozilla/5.0 (compatible; Yahoo! Slurp; http://help.yahoo.com/help/us/ysearch/slurp)	15	0.15%	15
72.	68.142.249.39_Mozilla/5.0 (compatible; Yahoo! Slurp; http://help.yahoo.com/help/us/ysearch/slurp)	15	0.15%	22
73.	68.142.249.203_Mozilla/5.0 (compatible; Yahoo! Slurp; http://help.yahoo.com/help/us/ysearch/slurp)	15	0.15%	15
74.	68.142.250.131_Mozilla/5.0 (compatible; Yahoo! Slurp; http://help.yahoo.com/help/us/ysearch/slurp)	15	0.15%	30
75.	66.249.64.16_Googlebot/2.1 (+http://www.google.com/bot.html)	15	0.15%	31
76.	68.142.251.84_Mozilla/5.0 (compatible; Yahoo! Slurp; http://help.yahoo.com/help/us/ysearch/slurp)	15	0.15%	22
77.	65.55.246.129_msnbot/0.9 (+http://search.msn.com/msnbot.htm)	15	0.15%	66
78.	68.142.251.97_Mozilla/5.0 (compatible; Yahoo! Slurp; http://help.yahoo.com/help/us/ysearch/slurp)	14	0.14%	14
79.	68.142.249.10_Mozilla/5.0 (compatible; Yahoo! Slurp; http://help.yahoo.com/help/us/ysearch/slurp)	14	0.14%	28
80.	68.142.251.88_Mozilla/5.0 (compatible; Yahoo! Slurp; http://help.yahoo.com/help/us/ysearch/slurp)	14	0.14%	21
81.	68.142.250.134_Mozilla/5.0 (compatible; Yahoo! Slurp; http://help.yahoo.com/help/us/ysearch/slurp)	14	0.14%	14
82.	66.249.71.39_Googlebot/2.1 (+http://www.google.com/bot.html)	14	0.14%	23
83.	66.249.71.41_Googlebot/2.1 (+http://www.google.com/bot.html)	14	0.14%	26
84.	68.142.250.101_Mozilla/5.0 (compatible; Yahoo! Slurp; http://help.yahoo.com/help/us/ysearch/slurp)	14	0.14%	28

	Visitor	Visits	% Visits	Hits
85.	68.142.249.82_Mozilla/5.0 (compatible; Yahoo! Slurp; http://help.yahoo.com/help/us/ysearch/slurp)	13	0.13%	20
86.	210.200.105.217_Mozilla/4.0 (compatible;)	13	0.13%	16
87.	68.142.251.81_Mozilla/5.0 (compatible; Yahoo! Slurp; http://help.yahoo.com/help/us/ysearch/slurp)	13	0.13%	13
88.	64.4.8.121_msnbot/1.0 (+http://search.msn.com/msnbot.htm)	13	0.13%	36
89.	66.249.71.73_Googlebot/2.1 (+http://www.google.com/bot.html)	13	0.13%	22
90.	68.142.251.135_Mozilla/5.0 (compatible; Yahoo! Slurp; http://help.yahoo.com/help/us/ysearch/slurp)	13	0.13%	13
91.	68.142.249.142_Mozilla/5.0 (compatible; Yahoo! Slurp; http://help.yahoo.com/help/us/ysearch/slurp)	13	0.13%	13
92.	68.142.249.84_Mozilla/5.0 (compatible; Yahoo! Slurp; http://help.yahoo.com/help/us/ysearch/slurp)	13	0.13%	18
93.	66.249.71.44_Googlebot/2.1 (+http://www.google.com/bot.html)	13	0.13%	29
94.	68.142.250.162_Mozilla/5.0 (compatible; Yahoo! Slurp; http://help.yahoo.com/help/us/ysearch/slurp)	13	0.13%	21
95.	66.249.71.69_Googlebot/2.1 (+http://www.google.com/bot.html)	13	0.13%	18
96.	208.185.81.14_Lynx/2.8.5rel.4 libwww-FM/2.14 SSL-MM/1.4.1 OpenSSL/0.9.7e-p1	12	0.12%	15
97.	66.249.71.32_Googlebot/2.1 (+http://www.google.com/bot.html)	12	0.12%	21
98.	66.249.64.30_Googlebot/2.1 (+http://www.google.com/bot.html)	12	0.12%	23
99.	66.249.64.37_Googlebot/2.1 (+http://www.google.com/bot.html)	12	0.12%	24
100.	68.142.251.201_Mozilla/5.0 (compatible; Yahoo! Slurp; http://help.yahoo.com/help/us/ysearch/slurp)	12	0.12%	16
<b>Subtotal for rows: 1 - 100</b>		<b>2,847</b>	<b>29.17%</b>	<b>8,245</b>
<b>Other</b>		<b>6,913</b>	<b>70.83%</b>	<b>17,111</b>
<b>Total</b>		<b>9,760</b>	<b>100.00%</b>	<b>25,356</b>

items 1-100 of 200

## Top Visitors - Help Card



### Column Definitions

#### Visitor

The IP address, domain name, or cookie of the visitor.

#### Visits

Number of times the specified visitor visited your site. A visit is a series of actions that begins when a visitor views their first page from the server, and ends when the visitor leaves the site or remains idle beyond the idle-time limit. The default idle-time limit is thirty minutes. This time limit can be changed by the system administrator.

#### Hits

Number of hits attributed to the specified visitor. Each file requested by a visitor registers as a hit. There can be several hits on each page. While the volume of hits reflects the amount of server traffic, it is not an accurate reflection of the number of pages viewed.



---

### Report Descriptions

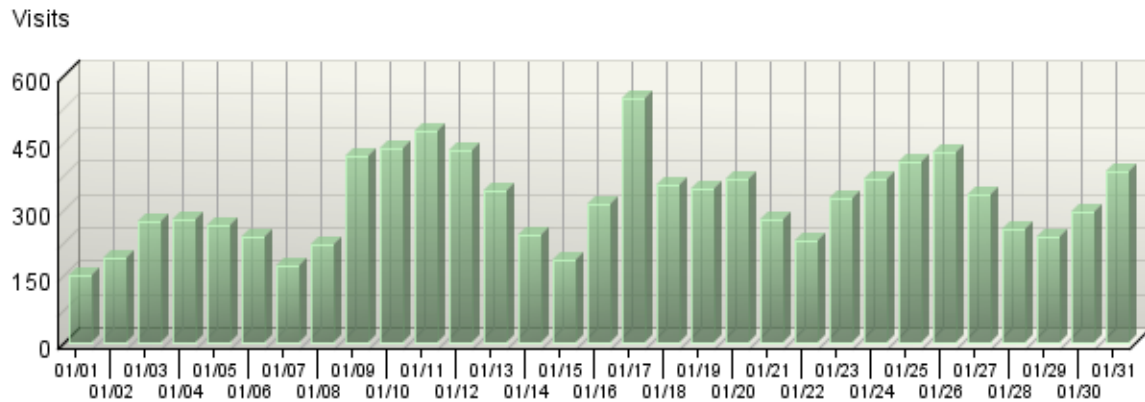
Consider the visitors who use the site most, and tailor your site to their interests and needs. If your site is an intranet, notice which employees use the site most, and find out what they like about it. You might also get feedback from those who use it the least and find out what they are looking for.

**Note:** If a visitor has a dynamic IP address, or if a group of visitors are behind a proxy server or firewall, this data might be misleading. In the case of a dynamic IP address, multiple IP addresses could be shown for a single visitor, and in the case of a firewall or proxy server, one IP address could be used by more than one visitor.

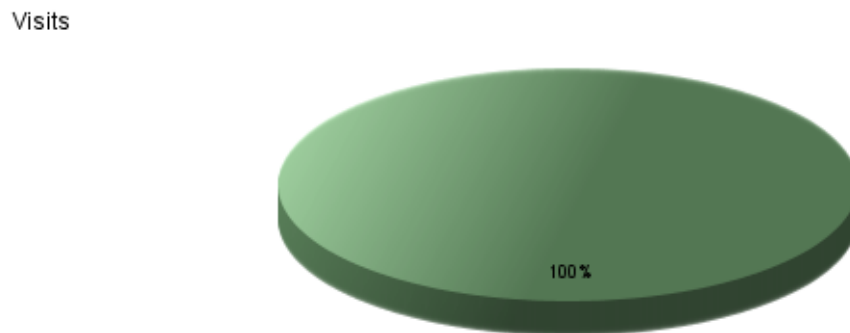
# New vs. Return Visits

This report compares the number of visits by new and returning visitors to your site.

**New vs. Return Visits Trend**



**New vs. Return Visits**



■ Returning Visitors

**New vs. Return Visits**

Visitor Type	Visits	% Visits
■ Returning Visitors	9,760	100.00%
<b>Total</b>	<b>9,760</b>	<b>100.00%</b>

items 1-1 of 1

## New vs. Return Visits - Help Card



### Column Definitions

#### New Visitors

Visitors whose visit starts without any cookie information but acquires a cookie (or multiple cookies) during the visit. For single-page visits there is no way (without the use of SmartSource Data Collection) to distinguish a new visitor from a visitor that does not accept cookies. As a result these visits are categorized as Visitors Not Accepting Cookies.

#### Returning Visitors

Visitors who already had a cookie from your site when they visited.

#### Visitors Not Accepting Cookies

Visitors not accepting cookies from your site. There is no way to determine if these visitors are new or returning. Note that Express Analysis does not report on this information.

#### Visits

Number of visits by visitors who fit into the specified visitor category. A visit is a series of actions that begins when a visitor views their first page from the server, and ends when the visitor leaves the site or remains idle beyond the idle-time limit. The default idle-time limit is thirty minutes. This time limit can be changed by the system administrator.

#### %

Percentage of visitors who fit into the specified visitor category.



---

### Report Descriptions

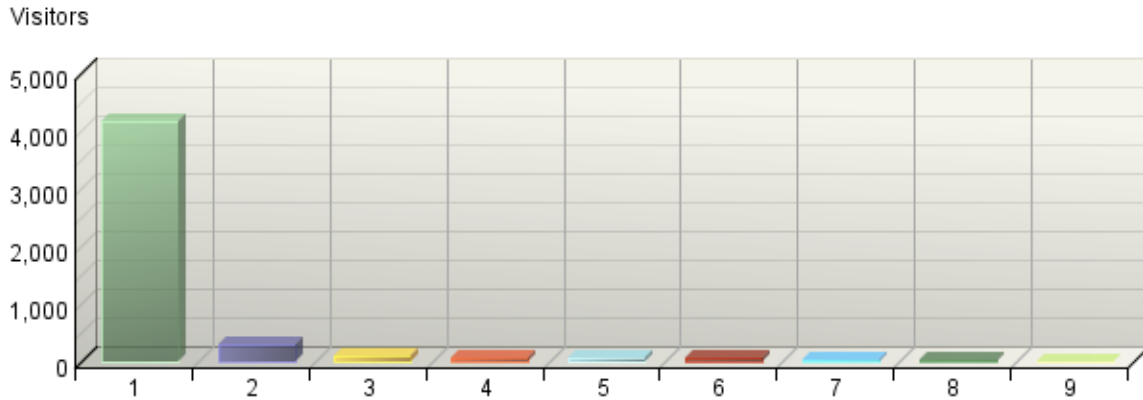
By tracking the ratio between new and return visits over a period of time, you can determine if your site is attracting enough returning visitors.

Note: This report uses only cookies to determine whether a visitor is new or returning. This information cannot therefore be correlated to visitor counts obtained using IP tracking. For example, when a visitor goes to a site that has session-based cookies but no permanent cookies, they will receive a cookie on their second hit and be labeled a new visitor. If they close their browser, wait an hour, and go back to the same site, they will have no cookies on their first hit (since the cookie they got previously was session-based) and will once again be issued a cookie on their second hit. If the site's logs are analyzed using the IP tracking method, the result is 1 unique visitor (determined using IP tracking), but 2 visits and 2 new or first-time visitors (determined using cookies).

# Visitors by Number of Visits

This report shows the distribution of visitors based on how many times each visitor visited your site.

Visitors by Number of Visits



Visitors by Number of Visits

Number of Visits	Visitors	% Visitors
1 visit	4,176	84.04%
2 visits	314	6.32%
3 visits	86	1.73%
4 visits	81	1.63%
5 visits	58	1.17%
6 visits	52	1.05%
7 visits	23	0.46%
8 visits	21	0.42%
9 visits	15	0.30%
<b>Other</b>	<b>143</b>	<b>2.88%</b>
<b>Total</b>	<b>4,969</b>	<b>100.00%</b>

items 1-9 of 9

## Visitors by Number of Visits - Help Card



### Column Definitions

#### Number of Visits

The number of visits by each visitor during the period of the report.

#### Visitors

Number of individuals who came to your site the amount of times specified in the Number of Visits column.

#### %

Percentage of visitors who came to your site the amount of times specified in the Number of Visits column.



### Report Descriptions

This information can indicate whether or not your site compels visitors to return. Updating web site content is one way to draw return visitors.

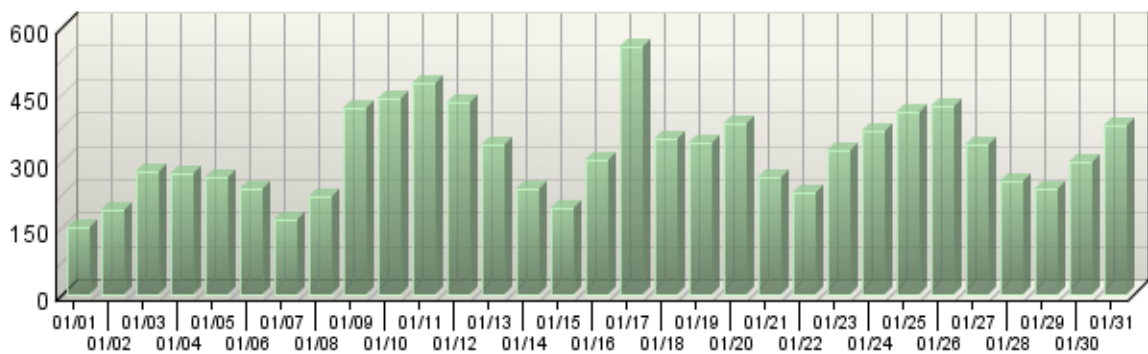


# Visitors Trend

This report shows how many times visitors visited your web site and how long they stayed. The information is divided into time slices based on the duration of the log file. Some visits may span more than one time interval, and will be counted in each interval where they appear. The sum of visits for all intervals may therefore exceed the total visits shown in the Overview Dashboard page.

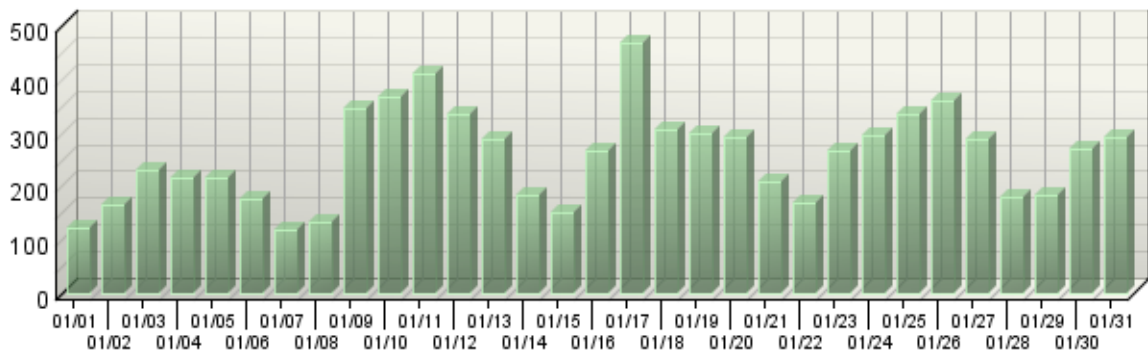
## Active Visits Trend

Active Visits



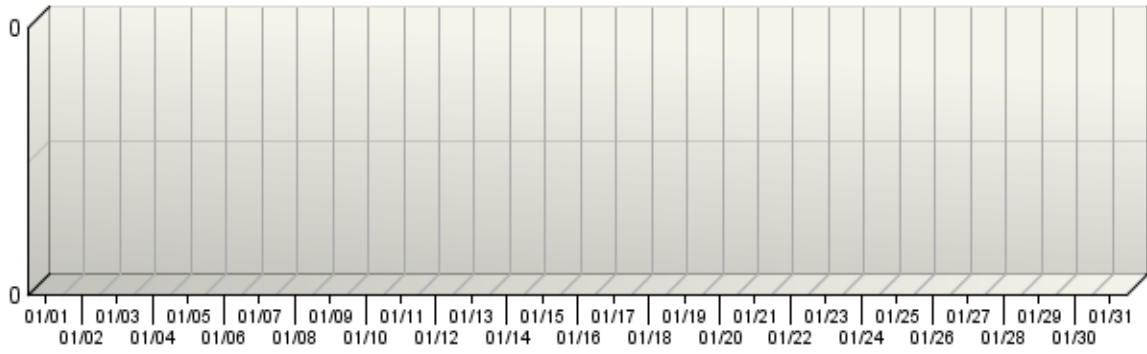
## Visitors Trend

Visitors



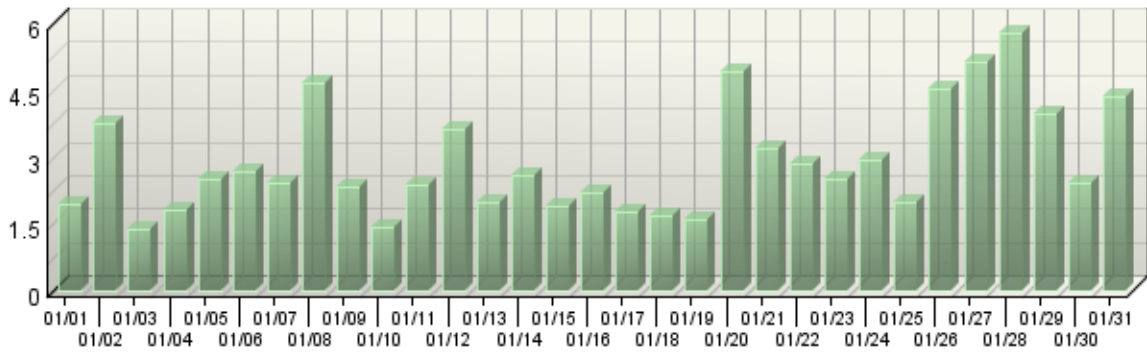
### New Visitors Trend

New Visitors

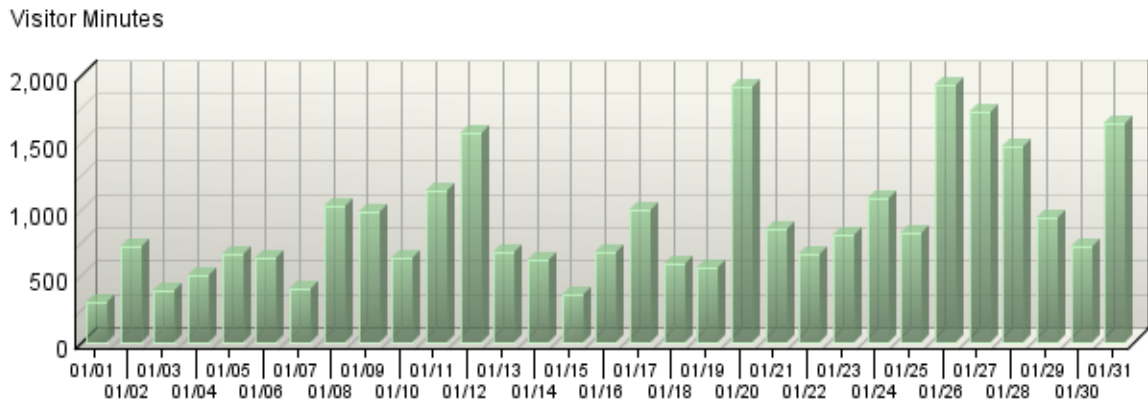


### Average Length of Visit Trend

Average Visit Duration



### Visitor Minutes Trend



### Visitors Trend

Day	Active Visits	Visitors	New Visitors
01/01	153	121	0
01/02	191	164	0
01/03	277	231	0
01/04	273	215	0
01/05	265	217	0
01/06	238	176	0
01/07	167	117	0
01/08	220	133	0
01/09	419	346	0
01/10	442	367	0
01/11	475	411	0
01/12	431	336	0
01/13	335	288	0
01/14	239	183	0
01/15	193	152	0
01/16	304	267	0
01/17	556	466	0
01/18	350	306	0
01/19	341	300	0
01/20	386	291	0
01/21	265	208	0
01/22	230	170	0
01/23	324	265	0
01/24	366	294	0

Day	Active Visits	Visitors	New Visitors
01/25	409	336	0
01/26	424	360	0
01/27	337	288	0
01/28	253	179	0
01/29	236	182	0
01/30	298	271	0
01/31	378	293	0
<b>Average</b>	<b>315</b>	<b>255</b>	<b>0</b>
<b>Total</b>	<b>-</b>	<b>-</b>	<b>0</b>

items 1-31 of 31

### Visitors Trend

Day	Average Visit Duration	Visitor Minutes
01/01	00:01:56	296.33
01/02	00:03:46	721.72
01/03	00:01:24	391.93
01/04	00:01:50	502.17
01/05	00:02:31	667.2
01/06	00:02:41	639.12
01/07	00:02:26	407.75
01/08	00:04:39	1,024.78
01/09	00:02:19	977.28
01/10	00:01:26	636.15
01/11	00:02:22	1,129.93
01/12	00:03:37	1,561.37
01/13	00:01:59	669.12
01/14	00:02:36	623.32
01/15	00:01:53	365.35
01/16	00:02:12	670.38
01/17	00:01:46	988.08
01/18	00:01:40	588.9
01/19	00:01:37	556.2
01/20	00:04:56	1,907.78
01/21	00:03:12	851.8
01/22	00:02:52	660.28
01/23	00:02:29	806.2
01/24	00:02:56	1,075.68
01/25	00:01:59	814.6
01/26	00:04:33	1,934.03

Day	Average Visit Duration	Visitor Minutes
01/27	00:05:07	1,727
01/28	00:05:46	1,463.02
01/29	00:03:58	936.58
01/30	00:02:25	724.2
01/31	00:04:21	1,647.1
<b>Average</b>	-	<b>902.11</b>
<b>Total</b>	-	<b>27,965.37</b>

items 1-31 of 31

### Visitors Trend - Help Card



#### Column Definitions

##### Time Interval (hour, day, etc.)

A one-year report displays monthly time increments. A one-quarter report displays weekly time increments. A one-month report or a one-week report displays daily time increments. A daily report displays hourly time increments. An hour-long interval marked 12:00, for example, includes all activity between 12:00 and 12:59.

##### Active Visits

Number of active visits to your web site. If a visit spans multiple time intervals, it is counted in each interval. Every visit from a visitor is counted, even if the same visitor came to your web site multiple times. Also included are zero-length visits. A zero-length visit occurs when all hits for that visit are logged with the exact same time stamp.

##### Visitors

Number of individuals who visited your site during the report interval. For a daily report, if someone visits more than once, that person is counted only the first time he or she visits. Values of "-" indicate that the detailed data required is not available. This situation occurs when the Top Visitors report has reached its configured limit or when reports for the corresponding period are turned off. For non-daily reports, the visitor measure total is "-" since the same visitor can be counted in multiple intervals.

##### New Visitors

Number of visitors who had never visited your web site before.

##### Average Visit Duration

The average amount of time visitors spent at your site within the given time interval. The data is formatted as hh:mm:ss (hours:minutes:seconds). The average visit duration is calculated by dividing the value from the Visitor Minutes column by the value from the Active Visits column.

##### Visitor Minutes

Number of minutes your web site was viewed, regardless of who was viewing it.



## Report Descriptions

Use this page to determine which times your web site is busiest.

Daily averages cut off visits that continue into the next day, whereas weekly averages do not. Therefore, weekly averages may appear a bit longer than daily averages.

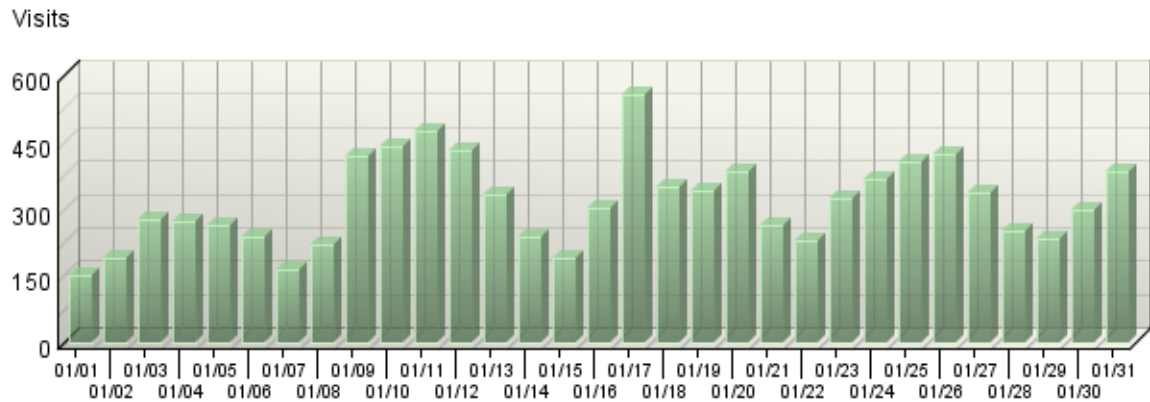
**Total** - The total for the column. Visits may span more than one time interval and are counted for each hour in this report. We therefore do not provide a total, which would be misleading.

**Average** - This row gives the average for each column.

# Visits Trend

This report shows how the number of visits to your site changes over the course of the report period.

**Visits Trend**



**Visits Trend**

Day	Visits	% Visits
01/01	153	1.57%
01/02	191	1.96%
01/03	277	2.84%
01/04	273	2.80%
01/05	263	2.69%
01/06	238	2.44%
01/07	166	1.70%
01/08	220	2.25%
01/09	419	4.29%
01/10	442	4.53%
01/11	475	4.86%
01/12	431	4.41%
01/13	334	3.42%
01/14	239	2.45%
01/15	192	1.97%
01/16	304	3.11%
01/17	556	5.69%
01/18	350	3.58%
01/19	341	3.49%

Day	Visits	% Visits
01/20	385	3.94%
01/21	263	2.69%
01/22	230	2.36%
01/23	324	3.32%
01/24	365	3.74%
01/25	407	4.17%
01/26	424	4.34%
01/27	336	3.44%
01/28	252	2.58%
01/29	234	2.40%
01/30	298	3.05%
01/31	384	3.93%
<b>Total</b>	<b>9,766</b>	<b>100.00%</b>

items 1-31 of 31

### Visits Trend - Help Card



#### Column Definitions

##### Time Interval (hour, day, etc.)

A one-year report displays monthly time increments. A one-quarter report displays weekly time increments. A one-month report or a one-week report displays daily time increments. A daily report displays hourly time increments. An hour-long interval marked 12:00, for example, includes all activity between 12:00 and 12:59.

##### Visits

Number of visits to your site during the specified time interval. A visit is a series of actions that begins when a visitor views their first page from the server, and ends when the visitor leaves the site or remains idle beyond the idle-time limit. The default idle-time limit is thirty minutes. This time limit can be changed by the system administrator.

##### %

Percentage of visits to your site during the specified time interval compared with all visits to your site during the report period.



#### Report Descriptions

Periods of less activity can be considered good times for maintenance and content improvement.



# Organizations

If you have enabled the WebTrends GeoTrends Database for this profile, this page will list the most active companies and other organizations visiting your web site.

## Organizations

No data is available for this graph.

## Organizations

No data is available for this table.

## Organizations - Help Card



### Column Definitions

#### Organization

The name of the organization, which could be a company, a government agency, a school, or any other type of organization. This name was determined by either of the following methods:

- The visitor's IP address matched an Intranet Domain configuration within the Admin Console.
- Looking up the visitor's IP address in the WebTrends GeoTrends Database.

#### Unknown

The organization could not be determined.

#### Domain Name

The text name (for example, webtrends.com) corresponding to the visitor's IP address. The domain name can be determined from any of the following methods:

- The domain was logged by the web server.
- The IP address matched an Intranet Domain configuration within the Admin Console.
- DNS resolution.

IP addresses that do not resolve to a domain by these methods are categorized as follows:

- Reserved IP Address - The IP address falls within a block of reserved addresses. For example, 192.168.x.x and 10.x.x.x addresses are reserved for private networks.
- Unresolved IP Address - Category for IP addresses that did not resolve to a domain (perhaps because DNS resolution was disabled).

The domain name shown is the second-level domain name, such as webtrends.com. For example, all visitors from sales.webtrends.com, us.sales.webtrends.com, and service.webtrends.com are combined in the statistics for webtrends.com. If the top-level domain name is a country code, then the third-level domain name is shown also (for example, anycompany.com.au).

#### Visits

Number of visits to your site from this organization. A visit is a series of actions that begins when a visitor views their first page from the server, and ends when the visitor leaves the site or remains idle beyond the idle-time limit. The default idle-time limit is thirty minutes. This time limit can be changed by the system administrator.

#### Hits

Number of hits to your site from this organization. Each file requested by a visitor registers as a hit. There can be several hits on each page. While the volume of hits reflects the amount of server traffic, it is not an accurate reflection of the number of pages viewed.



### **Report Descriptions**

Use this information when you are interested in an organization as a whole, such as Webtrends Inc. You can identify the major domain names from each company, such as webtrends.com from WebTrends Inc.

# Authenticated Usernames

This report identifies the true name and activity level of the visitors logging onto a server that requires a user name and password.

## Authenticated Usernames Trend

No data is available for this graph.

## Authenticated Usernames

No data is available for this graph.

## Authenticated Usernames

No data is available for this table.

## Authenticated Usernames - Help Card



### Column Definitions

#### Authenticated Username

A visitor tracked by user name and password rather than by IP address. You may find more authenticated user names than total visitors because several persons may be using the same IP address. Since many ISPs dynamically assign IP addresses, and since multiple visitors may use a single IP address, authentication is a much more accurate way to identify visitors.

#### Visits

Number of times the specified visitor visited your site. A visit is a series of actions that begins when a visitor views their first page from the server, and ends when the visitor leaves the site or remains idle beyond the idle-time limit. The default idle-time limit is thirty minutes. This time limit can be changed by the system administrator.

#### Hits

Number of hits generated by the specified visitor. Each file requested by a visitor registers as a hit. There can be several hits on each page. While the volume of hits reflects the amount of server traffic, it is not an accurate reflection of the number of pages viewed.

#### %

Percentage of visits or hits to your site by the specified visitor out of those by all authenticated user names.




### Report Descriptions

You may use this information for your marketing efforts, such as special promotions or newsletters.

# Domain Names

This report lists the domain name that generates the most activity to your web site.



**Domain Names**

Domain Name	Visits	% Visits	Hits
■ 1. Unresolved IP Address	9,766	100.00%	25,394
<b>Total</b>	<b>9,766</b>	<b>100.00%</b>	<b>25,394</b>

items 1-1 of 1

## Domain Names - Help Card



### Column Definitions

#### Domain Name

The text name (for example, webtrends.com) corresponding to the visitor's IP address. The domain name can be determined from any of the following methods:

- The domain was logged by the web server.
- The IP address matched an Intranet Domain configuration within the Admin Console.
- DNS resolution.

IP addresses that do not resolve to a domain by these methods are categorized as follows:

- Reserved IP Address - The IP address falls within a block of reserved addresses. For example, 192.168.x.x and 10.x.x.x addresses are reserved for private networks.
- Unresolved IP Address - Category for IP addresses that did not resolve to a domain (perhaps because DNS resolution was disabled).

The domain name shown is the second-level domain name, such as webtrends.com. For example, all visitors from sales.webtrends.com, us.sales.webtrends.com, and service.webtrends.com are combined in the statistics for webtrends.com. If the top-level domain name is a country code, then the third-level domain name is shown also (for example, anycompany.com.au).

#### Visits

Number of visits to your site from this domain name. A visit is a series of actions that begins when a visitor views their first page from the server, and ends when the visitor leaves the site or remains idle beyond the idle-time limit. The default idle-time limit is thirty minutes. This time limit can be changed by the system administrator.

#### Hits

Number of hits to your site from this domain name. Each file requested by a visitor registers as a hit. There can be several hits on each page. While the volume of hits reflects the amount of server traffic, it is not an accurate reflection of the number of pages viewed.

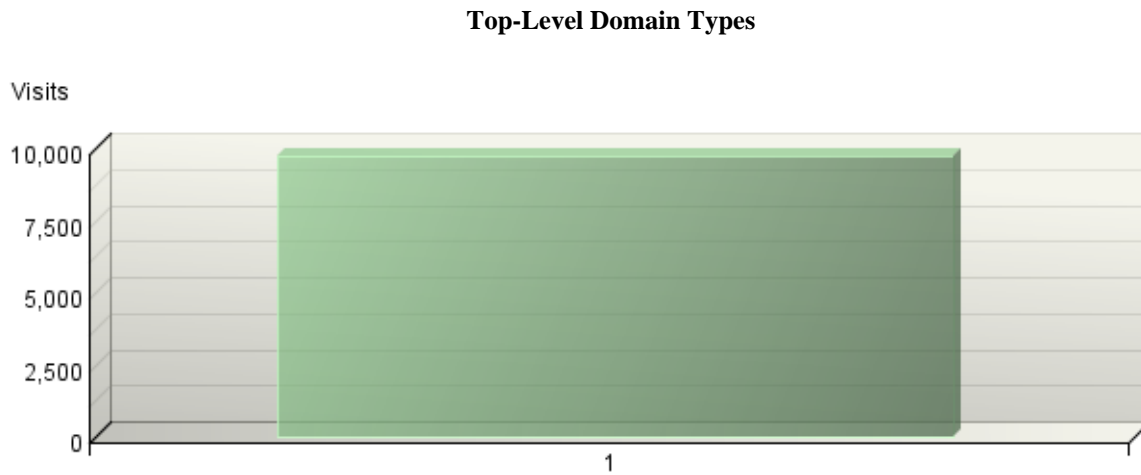


### Report Descriptions

Use this information when you are interested in high-level domain names of visitors generating the most activity to your web site.

# Top-Level Domain Types

This report provides a breakdown of top-level domain types.



**Top-Level Domain Types**

Top-Level Domain Types	Visits	% Visits	Hits
■ Unresolved IP Address	9,766	100.00%	25,394
<b>Total</b>	<b>9,766</b>	<b>100.00%</b>	<b>25,394</b>

items 1-1 of 1



## Top-Level Domain Types - Help Card



### Column Definitions

#### Reserved IP Address

The IP address falls within a block of reserved addresses. For example, 192.168.x.x and 10.x.x.x addresses are reserved for private networks.

#### Unresolved IP Address

Category for IP addresses that did not resolve to a domain (perhaps because DNS resolution was disabled).

#### Unknown

The domain suffix did not match any of the top-level domain categories.

#### Top-Level Domain

The suffix of a domain name. A top-level domain can be based on the type of organization (.com, .edu, .museum, .name, etc) or it can be a country code (.uk, .de, .jp, .us, etc.). The top-level domain can be used to identify the type of web site. The following is a partial list of how this report categorizes top-level domains:

- ARPANET: .arpa
- Commercial: .com .co .com.[country code] .co.[country code] .firm.co .firm.ve .ltd.uk .info .biz
- Education: .edu .edu.[country-code] .ed.[country code] .ac.[country code] .school.[country code] .k12.[country code] .re.kr .sch.uk .edunet.tn
- International: .int .int.co .int.ve .intl.tn
- Government: .gov .gov.[country code] .gove.[country code] .go.[country code]
- Military: .mil .mil.[country code]
- Network: .net .ad.jp .ne.kr .net.[country code]
- Organization: .org .or .org.[country code] .or.[country code]
- Personal: .name

#### Visits

Number of visits to your site from the specified top-level domain. A visit is a series of actions that begins when a visitor views their first page from the server, and ends when the visitor leaves the site or remains idle beyond the idle-time limit. The default idle-time limit is thirty minutes. This time limit can be changed by the system administrator.

#### Hits

Number of hits to your site from the specified top-level domain. Each file requested by a visitor registers as a hit. There can be several hits on each page. While the volume of hits reflects the amount of server traffic, it is not an accurate reflection of the number of pages viewed.



### Report Descriptions

Consider which types of organizations are interested in your site, and consider how you can interest other types of organizations.

**Note:** This information can be displayed only if reverse DNS lookups have been performed. Even when DNS lookups are performed, some IP addresses cannot be resolved to a domain name.

**Total** - This represents the total visits or hits where there was sufficient information to identify the top-level domain. This number may be less than the total activity overall.

# Geography Dashboard

This page contains key graphs and tables that provide an overview of this chapter. When viewing through the on-demand interface, you can click on the title of a graph or table to navigate to the corresponding page.

## Regions



■ Unspecified Region

## Countries



■ Unknown Country

## North American States and Provinces

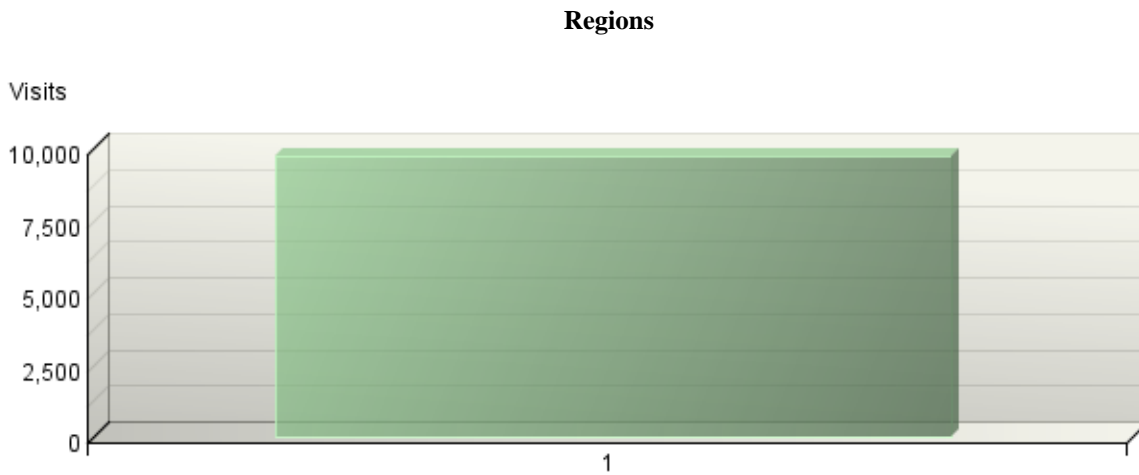
No data is available for this graph.

## Cities

No data is available for this graph.

# Regions

This report identifies the top geographic regions of the visitors to your site.



**Regions**

Regions	Visits	% Visits
■ 1. Unspecified Region	9,766	100.00%
<b>Total</b>	<b>9,766</b>	<b>100.00%</b>

items 1-1 of 1

## Regions - Help Card



### Column Definitions

#### Regions

The geographic part of the world where visitors to your web site are located. "Unspecified Region" represents visitors whose geographic region could not be determined. "Unknown Region" represents visitors whose country has been determined but not identified with a specific region. If the WebTrends GeoTrends Database is turned on for this profile, the region is determined by looking up the visitor's IP address in this database. If GeoTrends is not enabled, the region will be determined from the domain name.

#### Visits

Number of visits from this geographic region. A visit is a series of actions that begins when a visitor views their first page from the server, and ends when the visitor leaves the site or remains idle beyond the idle-time limit. The default idle-time limit is thirty minutes. This time limit can be changed by the system administrator.

#### %

Percentage of total visits that were from this geographic region.



### Report Descriptions

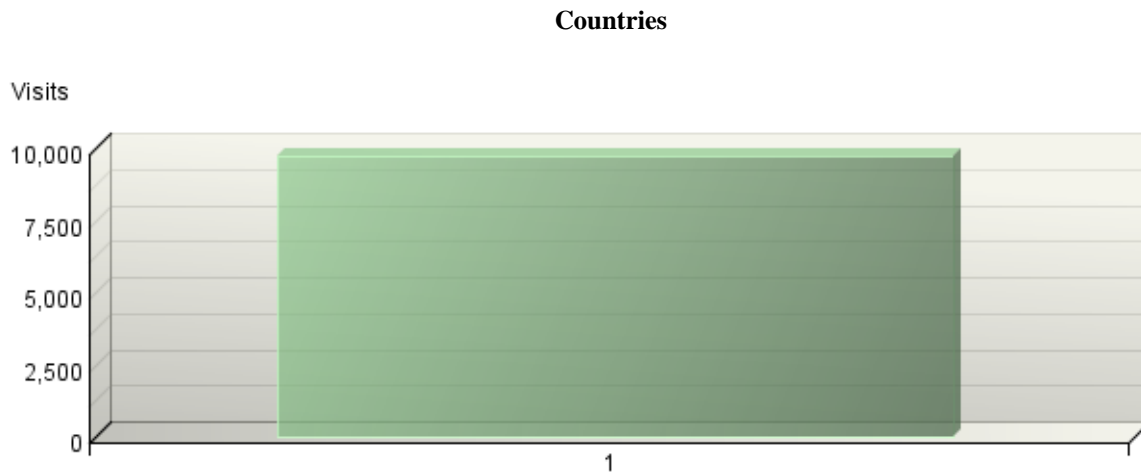
This information can help you meet the needs of your target audience as well as discover new audiences. Consider how you can make the content comprehensive and relevant to an international audience.

Values for "Unspecified Region" represent visitors whose geographic region cannot be determined. Values for "Unknown Region" represent visitors whose country can be determined but whose country is not associated with a specific region. Values for "Unknown States" or "Unknown Cities" represent hits for which the IP address does not match an entry in GeoTrends database. This is the case for countries that do not have states or simply entries for which this information was not provided in the GeoTrends database.

**Note:** Use this information carefully because it is based on Internet registration, and may not always be an accurate identifier of the visitor's actual location.

# Countries

This report identifies the top countries of the visitors to your site.



**Countries**

Countries	Visits	% Visits
■ 1. Unknown Country	9,766	100.00%
<b>Total</b>	<b>9,766</b>	<b>100.00%</b>

items 1-1 of 1

## Countries - Help Card



### Column Definitions

#### Countries

If the WebTrends GeoTrends Database is turned on for this profile, the country is determined by looking up the visitor's IP address in this database. If GeoTrends is not enabled, the country will be determined from the domain name.

#### Visits

Number of visits from the specified country. A visit is a series of actions that begins when a visitor views their first page from the server, and ends when the visitor leaves the site or remains idle beyond the idle-time limit. The default idle-time limit is thirty minutes. This time limit can be changed by the system administrator.

#### %

Percentage of total visits from the specified country.

#### Unknown Country

The country associated with the visitor's domain name could not be determined.



### Report Descriptions

This information can help you meet the needs of your target audience as well as discover new audiences. Consider how you can make the content comprehensive and relevant to an international audience.

**Note:** Use this information carefully because it is based on Internet registration, and may not always be an accurate identifier of the visitor's actual location.

# North American States and Provinces

If you have enabled the WebTrends GeoTrends Database for this profile, this page will list the states and provinces of North America with your most active visitors.

## North American States and Provinces

No data is available for this graph.

## North American States and Provinces

No data is available for this table.

### North American States and Provinces - Help Card



#### Column Definitions

##### States and Provinces

If the WebTrends GeoTrends Database is turned on for this profile, the location is determined by looking up the visitor's IP address in this database.

##### Visits

Number of visits from this state or province. A visit is a series of actions that begins when a visitor views their first page from the server, and ends when the visitor leaves the site or remains idle beyond the idle-time limit. The default idle-time limit is thirty minutes. This time limit can be changed by the system administrator.

##### %

Percentage of total visits from this state or province.



#### Report Descriptions

This information can help you meet the needs of your target audience as well as discover new audiences. Consider how you can make the content comprehensive and relevant to an international audience.

**Note:** Use this information carefully, because it is based on Internet registration and may not always be an accurate identifier of the visitor's actual location.



# Cities

If you have enabled the WebTrends GeoTrends Database for this profile, this page will list the cities with your most active visitors.

## Cities

No data is available for this graph.

## Cities

No data is available for this table.

### Cities - Help Card



#### Column Definitions

##### City

If the WebTrends GeoTrends Database is turned on for this profile, the location is determined by looking up the visitor's IP address in this database.

##### Visits

Number of visits from this city. A visit is a series of actions that begins when a visitor views their first page from the server, and ends when the visitor leaves the site or remains idle beyond the idle-time limit. The default idle-time limit is thirty minutes. This time limit can be changed by the system administrator.

##### %

Percentage of total visits from this city.



#### Report Descriptions

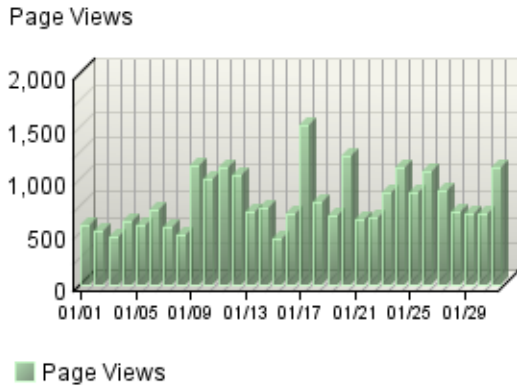
This information can help you meet the needs of your target audience as well as discover new audiences. Consider how you can make the content comprehensive and relevant to an international audience.

**Note:** Use this information carefully because it is based on Internet registration, and may not always be an accurate identifier of the visitor's actual location.

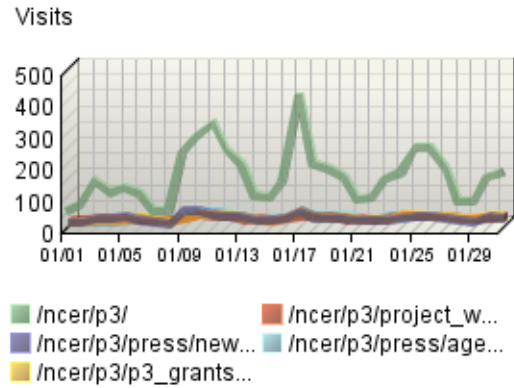
# Pages Dashboard

This displays key graphs and tables that provide an overview of the Pages chapter. When viewing through the on-demand interface, you can click on the title of a graph or table to navigate to the corresponding page.

**Page Views Trend**



**Pages Trend**



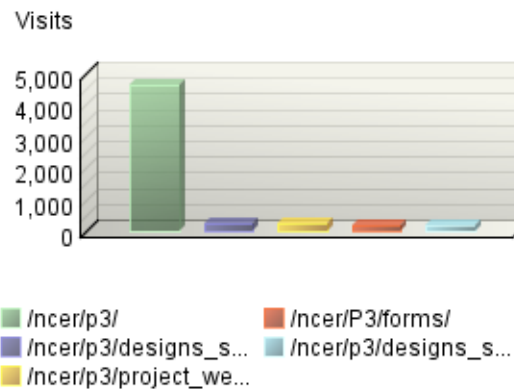
**Content Groups**

No data is available for this graph.

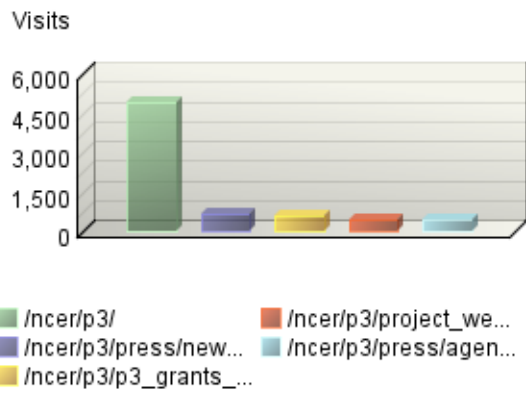
**Page View Summary**

Page Views	24,605
Average per Day	793
Average Page Views per Visit	2.52

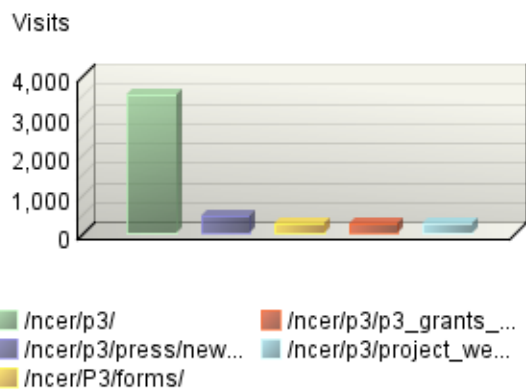
**Entry Pages**



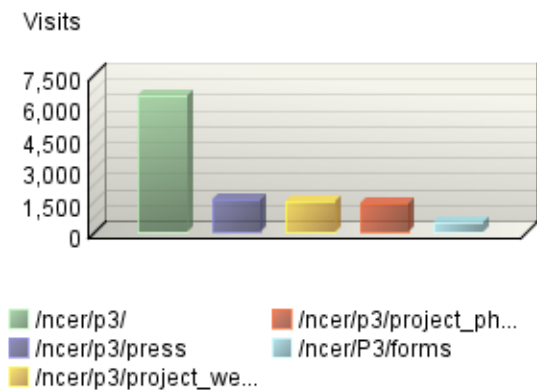
### Pages



### Exit Pages



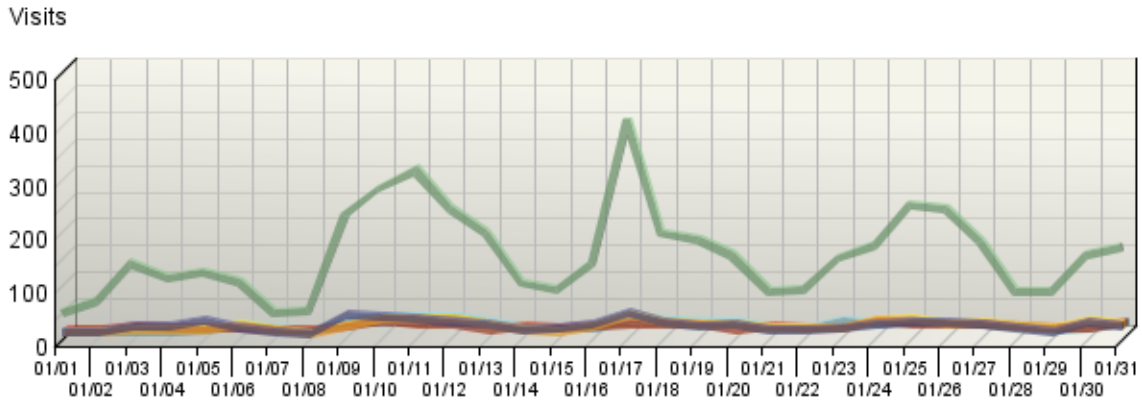
### Directories



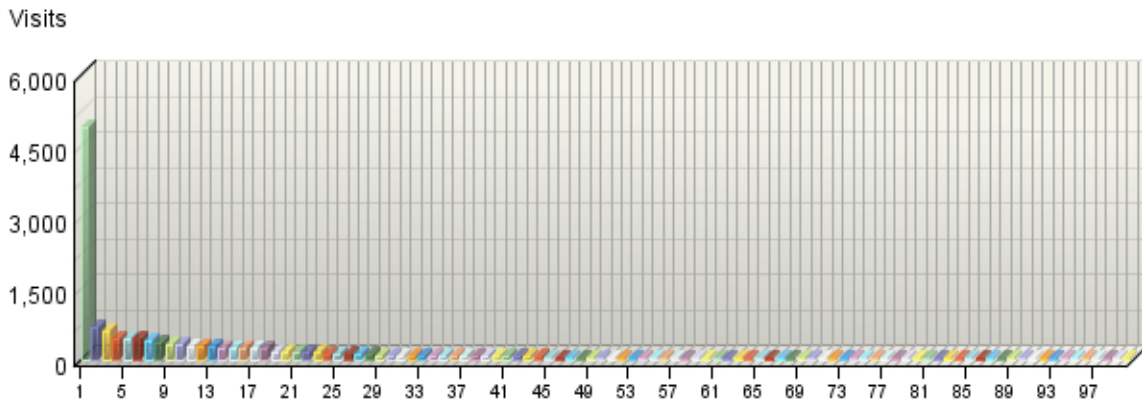
# Pages

This identifies the most popular web pages on your site and shows you the number of visits for each, and displays the average length of time the page was viewed.

**Pages Trend**



**Pages**



**Pages**

	Pages	Visits	Views	Average Time Viewed
■ 1.	<b>EPA: P3 Award: A Student Design Competition for Sustainability</b> <a href="http://es.epa.gov/ncer/p3/">http://es.epa.gov/ncer/p3/</a>	4,911	7,138	00:01:19

	Pages	Visits	Views	Average Time Viewed
2.	<b>EPA: P3 Award: Press Release May 17, 2005</b> <a href="http://es.epa.gov/ncer/p3/press/news_article_102705.html">http://es.epa.gov/ncer/p3/press/news_article_102705.html</a>	669	694	00:04:00
3.	<b>EPA: P3 Award: Other Resources</b> <a href="http://es.epa.gov/ncer/p3/p3_grants_comp.html">http://es.epa.gov/ncer/p3/p3_grants_comp.html</a>	589	617	00:01:25
4.	<b>EPA: P3 Award: Project Descriptions, Websites, and Photos</b> <a href="http://es.epa.gov/ncer/p3/project_websites/2004_project_websites.html">http://es.epa.gov/ncer/p3/project_websites/2004_project_websites.html</a>	451	541	00:01:58
5.	<b>EPA: P3 Award: News and Information: P3 Newsroom: 2006 National Mall P3 Award Competition Draft Agenda</b> <a href="http://es.epa.gov/ncer/p3/press/agenda06.html">http://es.epa.gov/ncer/p3/press/agenda06.html</a>	433	447	00:02:42
6.	<b>EPA: P3 Award: Fact Sheet</b> <a href="http://es.epa.gov/ncer/p3/fact_sheet.html">http://es.epa.gov/ncer/p3/fact_sheet.html</a>	429	444	00:02:26
7.	<b>EPA: P3 Award: Projects and Recipients</b> <a href="http://es.epa.gov/ncer/p3/projects_recipients.html">http://es.epa.gov/ncer/p3/projects_recipients.html</a>	404	429	00:00:48
8.	<b>EPA: ORD: NCER: Research Opportunities: FY 2002 Science To Achieve</b> <a href="http://es.epa.gov/ncer/P3/forms/">http://es.epa.gov/ncer/P3/forms/</a>	375	694	00:01:45
9.	<b>EPA: NCER: P3 Award: A National Student Design Competition for Sustainability focusing on People, Prosperity, and the Planet</b> <a href="http://es.epa.gov/ncer/p3/designs_sustain_rfp_2005.html">http://es.epa.gov/ncer/p3/designs_sustain_rfp_2005.html</a>	338	348	00:01:43
10.	<b>EPA: P3 Award: Other Resources</b> <a href="http://es.epa.gov/ncer/p3/p3_mall_award_comp.html">http://es.epa.gov/ncer/p3/p3_mall_award_comp.html</a>	313	328	00:01:07
11.	<b>EPA: P3 Award: Project Descriptions, Websites, and Photos</b> <a href="http://es.epa.gov/ncer/p3/project_websites/2005/2005_phase_1_project_websites.html">http://es.epa.gov/ncer/p3/project_websites/2005/2005_phase_1_project_websites.html</a>	278	287	00:02:56
12.	<b>EPA: P3 Award: Partners</b> <a href="http://es.epa.gov/ncer/p3/partners/">http://es.epa.gov/ncer/p3/partners/</a>	273	322	00:04:42
13.	<b>EPA: NCER: P3 Award: A National Student Design Competition for Sustainability focusing on People, Prosperity, and the Planet</b> <a href="http://es.epa.gov/ncer/p3/designs_sustain_rfp.html">http://es.epa.gov/ncer/p3/designs_sustain_rfp.html</a>	269	274	00:03:35
14.	<b>EPA: P3 Award: P3 Newsroom</b> <a href="http://es.epa.gov/ncer/p3/press/">http://es.epa.gov/ncer/p3/press/</a>	256	280	00:03:09
15.	<b>EPA: P3 Award: Eligibility</b> <a href="http://es.epa.gov/ncer/p3/eligibility/">http://es.epa.gov/ncer/p3/eligibility/</a>	252	272	00:02:08
16.	<b>EPA: P3 Award: Other Resources</b> <a href="http://es.epa.gov/ncer/p3/news.html">http://es.epa.gov/ncer/p3/news.html</a>	249	260	00:01:18

	Pages	Visits	Views	Average Time Viewed
17.	<b>EPA: P3 Award: Press Release May 18, 2005</b> <a href="http://es.epa.gov/ncer/p3/press/zimmerman_es_say_10_19_2005.html">http://es.epa.gov/ncer/p3/press/zimmerman_es_say_10_19_2005.html</a>	233	238	00:04:32
18.	<b>EPA: P3 Award: Research Results</b> <a href="http://es.epa.gov/ncer/p3/results.html">http://es.epa.gov/ncer/p3/results.html</a>	224	227	00:02:42
19.	<b>EPA: P3 Award: Award Winners May 2005</b> <a href="http://es.epa.gov/ncer/p3/award_winners.html">http://es.epa.gov/ncer/p3/award_winners.html</a>	165	174	00:02:00
20.	<b>EPA: P3 Award: Eligibility</b> <a href="http://es.epa.gov/ncer/p3/projects.html">http://es.epa.gov/ncer/p3/projects.html</a>	163	168	00:02:37
21.	<b>EPA: P3 Award: Other Sustainability Resources</b> <a href="http://es.epa.gov/ncer/p3/other/">http://es.epa.gov/ncer/p3/other/</a>	160	173	00:03:31
22.	<b>EPA: P3 Award: Eligibility</b> <a href="http://es.epa.gov/ncer/p3/guidance_faq.html">http://es.epa.gov/ncer/p3/guidance_faq.html</a>	154	158	00:02:37
23.	<b>EPA: P3 Award: For Student Teams</b> <a href="http://es.epa.gov/ncer/p3/teams.html">http://es.epa.gov/ncer/p3/teams.html</a>	142	148	00:00:45
24.	<b>EPA: P3 Award: Fact Sheet</b> <a href="http://es.epa.gov/ncer/p3/info.html">http://es.epa.gov/ncer/p3/info.html</a>	134	134	00:01:51
25.	<b>EPA: NCER: P3 Award: A National Student Design Competition for Sustainability focusing on People, Prosperity, and the Planet</b> <a href="http://es.epa.gov/ncer/p3/designs_sustain_rfp_2004.html">http://es.epa.gov/ncer/p3/designs_sustain_rfp_2004.html</a>	131	138	00:04:09
26.	<b>EPA: P3 Award: Resources and Links</b> <a href="http://es.epa.gov/ncer/p3/resources.html">http://es.epa.gov/ncer/p3/resources.html</a>	125	130	00:03:15
27.	<b>EPA: P3 Award: EPA Sustainability Programs</b> <a href="http://es.epa.gov/ncer/p3/epa/">http://es.epa.gov/ncer/p3/epa/</a>	125	142	00:03:03
28.	<b>EPA: P3 Award: Project Descriptions, Websites, and Photos</b> <a href="http://es.epa.gov/ncer/p3/project_websites/2004_phase_2_project_websites.html">http://es.epa.gov/ncer/p3/project_websites/2004_phase_2_project_websites.html</a>	119	124	00:02:29
29.	<b>EPA: P3 Award: For Exhibitors</b> <a href="http://es.epa.gov/ncer/p3/exhibitors.html">http://es.epa.gov/ncer/p3/exhibitors.html</a>	96	101	00:01:08
30.	<b>EPA: P3 Award: Event Photos</b> <a href="http://es.epa.gov/ncer/p3/event_2005/2005_event_photos.html">http://es.epa.gov/ncer/p3/event_2005/2005_event_photos.html</a>	89	92	00:01:29
31.	<b>EPA: P3 Award: For Judges</b> <a href="http://es.epa.gov/ncer/p3/judges.html">http://es.epa.gov/ncer/p3/judges.html</a>	89	94	00:01:44
32.	<b>EPA: P3 Award: Press Release</b> <a href="http://es.epa.gov/ncer/p3/projects/">http://es.epa.gov/ncer/p3/projects/</a>	83	103	00:04:57
33.	<b>EPA: P3 Award: Press Release</b> <a href="http://es.epa.gov/ncer/p3/press/archive/">http://es.epa.gov/ncer/p3/press/archive/</a>	81	99	00:02:00
34.	<b>EPA: P3 Award: Press Release May 17, 2005</b> <a href="http://es.epa.gov/ncer/p3/press/archive/news_release_051705.html">http://es.epa.gov/ncer/p3/press/archive/news_release_051705.html</a>	78	85	00:01:05

	Pages	Visits	Views	Average Time Viewed
35.	<b>Index of /ncer/p3/project_photos/su831826/</b> <a href="http://es.epa.gov/ncer/p3/project_photos/su831826/">http://es.epa.gov/ncer/p3/project_photos/su831826/</a>	78	96	00:01:05
36.	<b>Index of /ncer/p3/project_photos/su831888/</b> <a href="http://es.epa.gov/ncer/p3/project_photos/su831888/">http://es.epa.gov/ncer/p3/project_photos/su831888/</a>	77	98	00:02:46
37.	<b>EPA: P3 Award: Event Photos - Opening Ceremony</b> <a href="http://es.epa.gov/ncer/p3/event_2005/event_photos/opening_ceremony/opening.html">http://es.epa.gov/ncer/p3/event_2005/event_photos/opening_ceremony/opening.html</a>	77	78	00:00:38
38.	<b>EPA: P3 Award: For Student Teams</b> <a href="http://es.epa.gov/ncer/p3/final_report.html">http://es.epa.gov/ncer/p3/final_report.html</a>	72	74	00:00:23
39.	<b>EPA: P3 Award: For Student Teams</b> <a href="http://es.epa.gov/ncer/p3/teams_faq.html">http://es.epa.gov/ncer/p3/teams_faq.html</a>	68	70	00:01:49
40.	<b>EPA: P3 Award: For Judges</b> <a href="http://es.epa.gov/ncer/p3/team_judging_criteria.html">http://es.epa.gov/ncer/p3/team_judging_criteria.html</a>	67	69	00:00:55
41.	<b>EPA: P3 Award: Press Coverage</b> <a href="http://es.epa.gov/ncer/p3/press/press_coverage.html">http://es.epa.gov/ncer/p3/press/press_coverage.html</a>	66	70	00:03:12
42.	<b>EPA: P3 Award: Partners</b> <a href="http://es.epa.gov/ncer/p3/partners/nciia.html">http://es.epa.gov/ncer/p3/partners/nciia.html</a>	65	66	00:02:37
43.	<b>EPA: P3 Award: Eligibility</b> <a href="http://es.epa.gov/ncer/p3/project_photos/su831827/su831827.html">http://es.epa.gov/ncer/p3/project_photos/su831827/su831827.html</a>	62	62	00:00:58
44.	<b>EPA: P3 Award: Eligibility</b> <a href="http://es.epa.gov/ncer/p3/project_photos/">http://es.epa.gov/ncer/p3/project_photos/</a>	62	71	00:01:20
45.	<b>EPA: P3 Award: For Judges</b> <a href="http://es.epa.gov/ncer/p3/judging_criteria.html">http://es.epa.gov/ncer/p3/judging_criteria.html</a>	59	62	00:01:26
46.	<b>EPA: P3 Award: Event Photos - Judges</b> <a href="http://es.epa.gov/ncer/p3/event_2005/event_photos/judges/judges.html">http://es.epa.gov/ncer/p3/event_2005/event_photos/judges/judges.html</a>	54	55	00:01:09
47.	<b>EPA: P3 Award: Eligibility</b> <a href="http://es.epa.gov/ncer/p3/project_websites/2004/su831863.html">http://es.epa.gov/ncer/p3/project_websites/2004/su831863.html</a>	51	51	00:03:15
48.	<b>EPA: P3 Award: Event Photos - reception</b> <a href="http://es.epa.gov/ncer/p3/event_2005/event_photos/reception/reception.html">http://es.epa.gov/ncer/p3/event_2005/event_photos/reception/reception.html</a>	50	52	00:02:28
49.	<b>EPA: P3 Award: Event Photos - Awards Ceremony</b> <a href="http://es.epa.gov/ncer/p3/event_2005/event_photos/award_ceremony/awards.html">http://es.epa.gov/ncer/p3/event_2005/event_photos/award_ceremony/awards.html</a>	50	51	00:01:27
50.	<b>EPA: P3 Award: For Judges</b> <a href="http://es.epa.gov/ncer/p3/stu_judging_criteria.html">http://es.epa.gov/ncer/p3/stu_judging_criteria.html</a>	49	50	00:01:48

	Pages	Visits	Views	Average Time Viewed
51.	<b>EPA: P3 Award: Event Photos - Opening Ceremony</b> <a href="http://es.epa.gov/ncer/p3/event_2005/event_photos/closing_ceremony/closing.html">http://es.epa.gov/ncer/p3/event_2005/event_photos/closing_ceremony/closing.html</a>	49	49	00:00:30
52.	<b>EPA: P3 Award: Eligibility</b> <a href="http://es.epa.gov/ncer/p3/project_photos/su831863/su831863.html">http://es.epa.gov/ncer/p3/project_photos/su831863/su831863.html</a>	48	48	00:01:12
53.	<b>EPA: P3 Award: Eligibility</b> <a href="http://es.epa.gov/ncer/p3/project_websites/2004/su831875.html">http://es.epa.gov/ncer/p3/project_websites/2004/su831875.html</a>	48	49	00:01:56
54.	<b>EPA: P3 Award: Eligibility</b> <a href="http://es.epa.gov/ncer/p3/project_websites/2004/su831883.html">http://es.epa.gov/ncer/p3/project_websites/2004/su831883.html</a>	47	50	00:03:16
55.	<b>EPA: P3 Award: Eligibility</b> <a href="http://es.epa.gov/ncer/p3/project_websites/2004/su831821.html">http://es.epa.gov/ncer/p3/project_websites/2004/su831821.html</a>	45	46	00:01:13
56.	<b>EPA: P3 Award: Eligibility</b> <a href="http://es.epa.gov/ncer/p3/project_websites/2004/su831870.html">http://es.epa.gov/ncer/p3/project_websites/2004/su831870.html</a>	45	48	00:01:24
57.	<b>EPA: P3 Award: Eligibility</b> <a href="http://es.epa.gov/ncer/p3/project_websites/2004/su831889.html">http://es.epa.gov/ncer/p3/project_websites/2004/su831889.html</a>	45	47	00:02:27
58.	<b>EPA: P3 Award: Eligibility</b> <a href="http://es.epa.gov/ncer/p3/project_websites/2004/su831856.html">http://es.epa.gov/ncer/p3/project_websites/2004/su831856.html</a>	45	46	00:01:00
59.	<b>EPA: P3 Award: Eligibility</b> <a href="http://es.epa.gov/ncer/p3/project_websites/2004/su831892.html">http://es.epa.gov/ncer/p3/project_websites/2004/su831892.html</a>	44	44	00:02:40
60.	<b>EPA: P3 Award: Eligibility</b> <a href="http://es.epa.gov/ncer/p3/project_photos/su831882/su831882.html">http://es.epa.gov/ncer/p3/project_photos/su831882/su831882.html</a>	44	45	00:02:34
61.	<b>EPA: P3 Award: Eligibility</b> <a href="http://es.epa.gov/ncer/p3/project_websites/2004/su831827.html">http://es.epa.gov/ncer/p3/project_websites/2004/su831827.html</a>	43	44	00:01:55
62.	<b>EPA: P3 Award: Eligibility</b> <a href="http://es.epa.gov/ncer/p3/project_websites/2004/su831834.html">http://es.epa.gov/ncer/p3/project_websites/2004/su831834.html</a>	43	45	00:03:09
63.	<b>EPA: P3 Award: Press Release</b> <a href="http://es.epa.gov/ncer/p3/press/archive/original_press_release.html">http://es.epa.gov/ncer/p3/press/archive/original_press_release.html</a>	43	43	00:04:22
64.	<b>EPA: P3 Award: Eligibility</b> <a href="http://es.epa.gov/ncer/p3/project_photos/su831826/su831826.html">http://es.epa.gov/ncer/p3/project_photos/su831826/su831826.html</a>	43	45	00:01:45
65.	<b>EPA: P3 Award: Eligibility</b> <a href="http://es.epa.gov/ncer/p3/project_websites/2004/su831818.html">http://es.epa.gov/ncer/p3/project_websites/2004/su831818.html</a>	42	42	00:02:51
66.	<b>EPA: P3 Award: Eligibility</b> <a href="http://es.epa.gov/ncer/p3/project_websites/2004/su831831.html">http://es.epa.gov/ncer/p3/project_websites/2004/su831831.html</a>	42	43	00:02:43



	Pages	Visits	Views	Average Time Viewed
67.	<b>EPA: P3 Award: Eligibility</b> <a href="http://es.epa.gov/ncer/p3/project_websites/2004/su831811.html">http://es.epa.gov/ncer/p3/project_websites/2004/su831811.html</a>	42	43	00:01:47
68.	<b>EPA: P3 Award: Eligibility</b> <a href="http://es.epa.gov/ncer/p3/project_photos/su831883/su831883.html">http://es.epa.gov/ncer/p3/project_photos/su831883/su831883.html</a>	40	41	00:02:04
69.	<b>EPA: P3 Award: Eligibility</b> <a href="http://es.epa.gov/ncer/p3/project_photos/su831880/su831880.html">http://es.epa.gov/ncer/p3/project_photos/su831880/su831880.html</a>	40	40	00:04:13
70.	<b>EPA: P3 Award: Eligibility</b> <a href="http://es.epa.gov/ncer/p3/project_websites/2004/su831829.html">http://es.epa.gov/ncer/p3/project_websites/2004/su831829.html</a>	40	42	00:03:16
71.	<b>EPA: P3 Award: Press Release May 17, 2005</b> <a href="http://es.epa.gov/ncer/p3/press/news_release_051705.html">http://es.epa.gov/ncer/p3/press/news_release_051705.html</a>	40	44	00:03:31
72.	<b>EPA: P3 Award: Eligibility</b> <a href="http://es.epa.gov/ncer/p3/project_websites/2004/su831897.html">http://es.epa.gov/ncer/p3/project_websites/2004/su831897.html</a>	40	41	00:03:11
73.	<b>EPA: P3 Award: Eligibility</b> <a href="http://es.epa.gov/ncer/p3/project_websites/2004/su831896.html">http://es.epa.gov/ncer/p3/project_websites/2004/su831896.html</a>	40	41	00:01:51
74.	<b>EPA: P3 Award: Eligibility</b> <a href="http://es.epa.gov/ncer/p3/project_websites/2004/su831822.html">http://es.epa.gov/ncer/p3/project_websites/2004/su831822.html</a>	40	42	00:00:34
75.	<b>EPA: P3 Award: Eligibility</b> <a href="http://es.epa.gov/ncer/p3/project_websites/2004/su831810.html">http://es.epa.gov/ncer/p3/project_websites/2004/su831810.html</a>	39	40	00:01:30
76.	<b>EPA: P3 Award: Press Release</b> <a href="http://es.epa.gov/ncer/p3/press/archive/future_today.html">http://es.epa.gov/ncer/p3/press/archive/future_today.html</a>	39	39	00:01:49
77.	<b>EPA: P3 Award: Eligibility</b> <a href="http://es.epa.gov/ncer/p3/project_photos/su831818/su831818.html">http://es.epa.gov/ncer/p3/project_photos/su831818/su831818.html</a>	39	41	00:01:41
78.	<b>EPA: P3 Award: Eligibility</b> <a href="http://es.epa.gov/ncer/p3/project_websites/2004/su831853.html">http://es.epa.gov/ncer/p3/project_websites/2004/su831853.html</a>	39	40	00:01:55
79.	<b>EPA: P3 Award: Eligibility</b> <a href="http://es.epa.gov/ncer/p3/project_websites/2004/su831882.html">http://es.epa.gov/ncer/p3/project_websites/2004/su831882.html</a>	39	39	00:02:35
80.	<b>EPA: P3 Award: Eligibility</b> <a href="http://es.epa.gov/ncer/p3/project_photos/su831884/su831884.html">http://es.epa.gov/ncer/p3/project_photos/su831884/su831884.html</a>	39	39	00:01:44
81.	<b>EPA: P3 Award: Eligibility</b> <a href="http://es.epa.gov/ncer/p3/project_websites/2004/su831825.html">http://es.epa.gov/ncer/p3/project_websites/2004/su831825.html</a>	39	39	00:03:08
82.	<b>EPA: P3 Award: Eligibility</b> <a href="http://es.epa.gov/ncer/p3/project_websites/2005/su832506.html">http://es.epa.gov/ncer/p3/project_websites/2005/su832506.html</a>	38	39	00:00:26

	Pages	Visits	Views	Average Time Viewed
83.	<b>EPA: P3 Award: Eligibility</b> <a href="http://es.epa.gov/ncer/p3/project_photos/su831881/su831881.html">http://es.epa.gov/ncer/p3/project_photos/su831881/su831881.html</a>	38	38	00:00:49
84.	<b>EPA: P3 Award: Eligibility</b> <a href="http://es.epa.gov/ncer/p3/project_photos/su831865/su831865.html">http://es.epa.gov/ncer/p3/project_photos/su831865/su831865.html</a>	38	38	00:02:30
85.	<b>EPA: P3 Award: Eligibility</b> <a href="http://es.epa.gov/ncer/p3/project_websites/2004/su831855.html">http://es.epa.gov/ncer/p3/project_websites/2004/su831855.html</a>	38	39	00:01:41
86.	<b>EPA: P3 Award: Eligibility</b> <a href="http://es.epa.gov/ncer/p3/project_photos/su831888/su831888.html">http://es.epa.gov/ncer/p3/project_photos/su831888/su831888.html</a>	38	39	00:01:16
87.	<b>EPA: P3 Award: Eligibility</b> <a href="http://es.epa.gov/ncer/p3/project_websites/2005/su832497.html">http://es.epa.gov/ncer/p3/project_websites/2005/su832497.html</a>	37	38	00:00:31
88.	<b>EPA: P3 Award: Eligibility</b> <a href="http://es.epa.gov/ncer/p3/project_websites/2004/su831890.html">http://es.epa.gov/ncer/p3/project_websites/2004/su831890.html</a>	37	38	00:02:18
89.	<b>EPA: P3 Award: Eligibility</b> <a href="http://es.epa.gov/ncer/p3/project_websites/2005/su832505.html">http://es.epa.gov/ncer/p3/project_websites/2005/su832505.html</a>	37	38	00:00:26
90.	<b>EPA: P3 Award: Eligibility</b> <a href="http://es.epa.gov/ncer/p3/project_websites/2005/su832477.html">http://es.epa.gov/ncer/p3/project_websites/2005/su832477.html</a>	37	38	00:01:14
91.	<b>EPA: P3 Award: Eligibility</b> <a href="http://es.epa.gov/ncer/p3/project_websites/2004/su831830.html">http://es.epa.gov/ncer/p3/project_websites/2004/su831830.html</a>	37	38	00:02:32
92.	<b>EPA: P3 Award: Eligibility</b> <a href="http://es.epa.gov/ncer/p3/project_websites/2005/su832501.html">http://es.epa.gov/ncer/p3/project_websites/2005/su832501.html</a>	37	38	00:01:58
93.	<b>EPA: P3 Award: Eligibility</b> <a href="http://es.epa.gov/ncer/p3/project_websites/2004/su831891.html">http://es.epa.gov/ncer/p3/project_websites/2004/su831891.html</a>	37	37	00:04:31
94.	<b>EPA: P3 Award: Eligibility</b> <a href="http://es.epa.gov/ncer/p3/project_websites/2004/su831879.html">http://es.epa.gov/ncer/p3/project_websites/2004/su831879.html</a>	36	37	00:03:59
95.	<b>EPA: P3 Award: Eligibility</b> <a href="http://es.epa.gov/ncer/p3/project_websites/2004/su831864.html">http://es.epa.gov/ncer/p3/project_websites/2004/su831864.html</a>	36	36	00:02:52
96.	<b>EPA: P3 Award: Eligibility</b> <a href="http://es.epa.gov/ncer/p3/project_websites/2005/su832489.html">http://es.epa.gov/ncer/p3/project_websites/2005/su832489.html</a>	36	37	00:00:56
97.	<b>EPA: P3 Award: Eligibility</b> <a href="http://es.epa.gov/ncer/p3/project_websites/2005/su832478.html">http://es.epa.gov/ncer/p3/project_websites/2005/su832478.html</a>	36	38	00:01:17
98.	<b>EPA: P3 Award: Eligibility</b> <a href="http://es.epa.gov/ncer/p3/project_websites/2005/su832486.html">http://es.epa.gov/ncer/p3/project_websites/2005/su832486.html</a>	36	37	00:01:13

	Pages	Visits	Views	Average Time Viewed
99.	<b>EPA: P3 Award: Eligibility</b> <a href="http://es.epa.gov/ncer/p3/project_websites/2005/su832503.html">http://es.epa.gov/ncer/p3/project_websites/2005/su832503.html</a>	36	37	00:01:39
100.	<b>EPA: P3 Award: Eligibility</b> <a href="http://es.epa.gov/ncer/p3/project_websites/2005/su832510.html">http://es.epa.gov/ncer/p3/project_websites/2005/su832510.html</a>	36	37	00:00:56
<b>Subtotal for rows: 1 - 100</b>		-	<b>19,040</b>	-
<b>Other</b>		-	<b>5,565</b>	-
<b>Total</b>		-	<b>24,605</b>	-

items 1-100 of 200

### Pages

	Pages	Average Time to Serve (ms)
1.	<b>EPA: P3 Award: A Student Design Competition for Sustainability</b> <a href="http://es.epa.gov/ncer/p3/">http://es.epa.gov/ncer/p3/</a>	0
2.	<b>EPA: P3 Award: Press Release May 17, 2005</b> <a href="http://es.epa.gov/ncer/p3/press/news_article_102705.html">http://es.epa.gov/ncer/p3/press/news_article_102705.html</a>	0
3.	<b>EPA: P3 Award: Other Resources</b> <a href="http://es.epa.gov/ncer/p3/p3_grants_comp.html">http://es.epa.gov/ncer/p3/p3_grants_comp.html</a>	0
4.	<b>EPA: P3 Award: Project Descriptions, Websites, and Photos</b> <a href="http://es.epa.gov/ncer/p3/project_websites/2004_project_websites.html">http://es.epa.gov/ncer/p3/project_websites/2004_project_websites.html</a>	0
5.	<b>EPA: P3 Award: News and Information: P3 Newsroom: 2006 National Mall P3 Award Competition Draft Agenda</b> <a href="http://es.epa.gov/ncer/p3/press/agenda06.html">http://es.epa.gov/ncer/p3/press/agenda06.html</a>	0
6.	<b>EPA: P3 Award: Fact Sheet</b> <a href="http://es.epa.gov/ncer/p3/fact_sheet.html">http://es.epa.gov/ncer/p3/fact_sheet.html</a>	0
7.	<b>EPA: P3 Award: Projects and Recipients</b> <a href="http://es.epa.gov/ncer/p3/projects_recipients.html">http://es.epa.gov/ncer/p3/projects_recipients.html</a>	0
8.	<b>EPA: ORD: NCER: Research Opportunities: FY 2002 Science To Achieve</b> <a href="http://es.epa.gov/ncer/P3/forms/">http://es.epa.gov/ncer/P3/forms/</a>	0
9.	<b>EPA: NCER: P3 Award: A National Student Design Competition for Sustainability focusing on People, Prosperity, and the Planet</b> <a href="http://es.epa.gov/ncer/p3/designs_sustain_rfp_2005.html">http://es.epa.gov/ncer/p3/designs_sustain_rfp_2005.html</a>	0

	Pages	Average Time to Serve (ms)
10.	<b>EPA: P3 Award: Other Resources</b> <a href="http://es.epa.gov/ncer/p3/p3_mall_award_comp.html">http://es.epa.gov/ncer/p3/p3_mall_award_comp.html</a>	0
11.	<b>EPA: P3 Award: Project Descriptions, Websites, and Photos</b> <a href="http://es.epa.gov/ncer/p3/project_websites/2005/2005_phase_1_project_websites.html">http://es.epa.gov/ncer/p3/project_websites/2005/2005_phase_1_project_websites.html</a>	0
12.	<b>EPA: P3 Award: Partners</b> <a href="http://es.epa.gov/ncer/p3/partners/">http://es.epa.gov/ncer/p3/partners/</a>	0
13.	<b>EPA: NCER: P3 Award: A National Student Design Competition for Sustainability focusing on People, Prosperity, and the Planet</b> <a href="http://es.epa.gov/ncer/p3/designs_sustain_rfp.html">http://es.epa.gov/ncer/p3/designs_sustain_rfp.html</a>	0
14.	<b>EPA: P3 Award: P3 Newsroom</b> <a href="http://es.epa.gov/ncer/p3/press/">http://es.epa.gov/ncer/p3/press/</a>	0
15.	<b>EPA: P3 Award: Eligibility</b> <a href="http://es.epa.gov/ncer/p3/eligibility/">http://es.epa.gov/ncer/p3/eligibility/</a>	0
16.	<b>EPA: P3 Award: Other Resources</b> <a href="http://es.epa.gov/ncer/p3/news.html">http://es.epa.gov/ncer/p3/news.html</a>	0
17.	<b>EPA: P3 Award: Press Release May 18, 2005</b> <a href="http://es.epa.gov/ncer/p3/press/zimmerman_es_say_10_19_2005.html">http://es.epa.gov/ncer/p3/press/zimmerman_es_say_10_19_2005.html</a>	0
18.	<b>EPA: P3 Award: Research Results</b> <a href="http://es.epa.gov/ncer/p3/results.html">http://es.epa.gov/ncer/p3/results.html</a>	0
19.	<b>EPA: P3 Award: Award Winners May 2005</b> <a href="http://es.epa.gov/ncer/p3/award_winners.html">http://es.epa.gov/ncer/p3/award_winners.html</a>	0
20.	<b>EPA: P3 Award: Eligibility</b> <a href="http://es.epa.gov/ncer/p3/projects.html">http://es.epa.gov/ncer/p3/projects.html</a>	0
21.	<b>EPA: P3 Award: Other Sustainability Resources</b> <a href="http://es.epa.gov/ncer/p3/other/">http://es.epa.gov/ncer/p3/other/</a>	0
22.	<b>EPA: P3 Award: Eligibility</b> <a href="http://es.epa.gov/ncer/p3/guidance_faq.html">http://es.epa.gov/ncer/p3/guidance_faq.html</a>	0
23.	<b>EPA: P3 Award: For Student Teams</b> <a href="http://es.epa.gov/ncer/p3/teams.html">http://es.epa.gov/ncer/p3/teams.html</a>	0
24.	<b>EPA: P3 Award: Fact Sheet</b> <a href="http://es.epa.gov/ncer/p3/info.html">http://es.epa.gov/ncer/p3/info.html</a>	0
25.	<b>EPA: NCER: P3 Award: A National Student Design Competition for Sustainability focusing on People, Prosperity, and the Planet</b> <a href="http://es.epa.gov/ncer/p3/designs_sustain_rfp_2004.html">http://es.epa.gov/ncer/p3/designs_sustain_rfp_2004.html</a>	0
26.	<b>EPA: P3 Award: Resources and Links</b> <a href="http://es.epa.gov/ncer/p3/resources.html">http://es.epa.gov/ncer/p3/resources.html</a>	0

	Pages	Average Time to Serve (ms)
27.	<b>EPA: P3 Award: EPA Sustainability Programs</b> <a href="http://es.epa.gov/ncer/p3/epa/">http://es.epa.gov/ncer/p3/epa/</a>	0
28.	<b>EPA: P3 Award: Project Descriptions, Websites, and Photos</b> <a href="http://es.epa.gov/ncer/p3/project_websites/2004_phase_2_project_websites.html">http://es.epa.gov/ncer/p3/project_websites/2004_phase_2_project_websites.html</a>	0
29.	<b>EPA: P3 Award: For Exhibitors</b> <a href="http://es.epa.gov/ncer/p3/exhibitors.html">http://es.epa.gov/ncer/p3/exhibitors.html</a>	0
30.	<b>EPA: P3 Award: Event Photos</b> <a href="http://es.epa.gov/ncer/p3/event_2005/2005_event_photos.html">http://es.epa.gov/ncer/p3/event_2005/2005_event_photos.html</a>	0
31.	<b>EPA: P3 Award: For Judges</b> <a href="http://es.epa.gov/ncer/p3/judges.html">http://es.epa.gov/ncer/p3/judges.html</a>	0
32.	<b>EPA: P3 Award: Press Release</b> <a href="http://es.epa.gov/ncer/p3/projects/">http://es.epa.gov/ncer/p3/projects/</a>	0
33.	<b>EPA: P3 Award: Press Release</b> <a href="http://es.epa.gov/ncer/p3/press/archive/">http://es.epa.gov/ncer/p3/press/archive/</a>	0
34.	<b>EPA: P3 Award: Press Release May 17, 2005</b> <a href="http://es.epa.gov/ncer/p3/press/archive/news_release_051705.html">http://es.epa.gov/ncer/p3/press/archive/news_release_051705.html</a>	0
35.	<b>Index of /ncer/p3/project_photos/su831826/</b> <a href="http://es.epa.gov/ncer/p3/project_photos/su831826/">http://es.epa.gov/ncer/p3/project_photos/su831826/</a>	0
36.	<b>Index of /ncer/p3/project_photos/su831888/</b> <a href="http://es.epa.gov/ncer/p3/project_photos/su831888/">http://es.epa.gov/ncer/p3/project_photos/su831888/</a>	0
37.	<b>EPA: P3 Award: Event Photos - Opening Ceremony</b> <a href="http://es.epa.gov/ncer/p3/event_2005/event_photos/opening_ceremony/opening.html">http://es.epa.gov/ncer/p3/event_2005/event_photos/opening_ceremony/opening.html</a>	0
38.	<b>EPA: P3 Award: For Student Teams</b> <a href="http://es.epa.gov/ncer/p3/final_report.html">http://es.epa.gov/ncer/p3/final_report.html</a>	0
39.	<b>EPA: P3 Award: For Student Teams</b> <a href="http://es.epa.gov/ncer/p3/teams_faq.html">http://es.epa.gov/ncer/p3/teams_faq.html</a>	0
40.	<b>EPA: P3 Award: For Judges</b> <a href="http://es.epa.gov/ncer/p3/team_judging_criteria.html">http://es.epa.gov/ncer/p3/team_judging_criteria.html</a>	0
41.	<b>EPA: P3 Award: Press Coverage</b> <a href="http://es.epa.gov/ncer/p3/press/press_coverage.html">http://es.epa.gov/ncer/p3/press/press_coverage.html</a>	0
42.	<b>EPA: P3 Award: Partners</b> <a href="http://es.epa.gov/ncer/p3/partners/nciia.html">http://es.epa.gov/ncer/p3/partners/nciia.html</a>	0
43.	<b>EPA: P3 Award: Eligibility</b> <a href="http://es.epa.gov/ncer/p3/project_photos/su831827/su831827.html">http://es.epa.gov/ncer/p3/project_photos/su831827/su831827.html</a>	0

	Pages	Average Time to Serve (ms)
44.	<b>EPA: P3 Award: Eligibility</b> <a href="http://es.epa.gov/ncer/p3/project_photos/">http://es.epa.gov/ncer/p3/project_photos/</a>	0
45.	<b>EPA: P3 Award: For Judges</b> <a href="http://es.epa.gov/ncer/p3/judging_criteria.html">http://es.epa.gov/ncer/p3/judging_criteria.html</a>	0
46.	<b>EPA: P3 Award: Event Photos - Judges</b> <a href="http://es.epa.gov/ncer/p3/event_2005/event_photos/judges/judges.html">http://es.epa.gov/ncer/p3/event_2005/event_photos/judges/judges.html</a>	0
47.	<b>EPA: P3 Award: Eligibility</b> <a href="http://es.epa.gov/ncer/p3/project_websites/2004/su831863.html">http://es.epa.gov/ncer/p3/project_websites/2004/su831863.html</a>	0
48.	<b>EPA: P3 Award: Event Photos - reception</b> <a href="http://es.epa.gov/ncer/p3/event_2005/event_photos/reception/reception.html">http://es.epa.gov/ncer/p3/event_2005/event_photos/reception/reception.html</a>	0
49.	<b>EPA: P3 Award: Event Photos - Awards Ceremony</b> <a href="http://es.epa.gov/ncer/p3/event_2005/event_photos/award_ceremony/awards.html">http://es.epa.gov/ncer/p3/event_2005/event_photos/award_ceremony/awards.html</a>	0
50.	<b>EPA: P3 Award: For Judges</b> <a href="http://es.epa.gov/ncer/p3/stu_judging_criteria.html">http://es.epa.gov/ncer/p3/stu_judging_criteria.html</a>	0
51.	<b>EPA: P3 Award: Event Photos - Opening Ceremony</b> <a href="http://es.epa.gov/ncer/p3/event_2005/event_photos/closing_ceremony/closing.html">http://es.epa.gov/ncer/p3/event_2005/event_photos/closing_ceremony/closing.html</a>	0
52.	<b>EPA: P3 Award: Eligibility</b> <a href="http://es.epa.gov/ncer/p3/project_photos/su831863/su831863.html">http://es.epa.gov/ncer/p3/project_photos/su831863/su831863.html</a>	0
53.	<b>EPA: P3 Award: Eligibility</b> <a href="http://es.epa.gov/ncer/p3/project_websites/2004/su831875.html">http://es.epa.gov/ncer/p3/project_websites/2004/su831875.html</a>	0
54.	<b>EPA: P3 Award: Eligibility</b> <a href="http://es.epa.gov/ncer/p3/project_websites/2004/su831883.html">http://es.epa.gov/ncer/p3/project_websites/2004/su831883.html</a>	0
55.	<b>EPA: P3 Award: Eligibility</b> <a href="http://es.epa.gov/ncer/p3/project_websites/2004/su831821.html">http://es.epa.gov/ncer/p3/project_websites/2004/su831821.html</a>	0
56.	<b>EPA: P3 Award: Eligibility</b> <a href="http://es.epa.gov/ncer/p3/project_websites/2004/su831870.html">http://es.epa.gov/ncer/p3/project_websites/2004/su831870.html</a>	0
57.	<b>EPA: P3 Award: Eligibility</b> <a href="http://es.epa.gov/ncer/p3/project_websites/2004/su831889.html">http://es.epa.gov/ncer/p3/project_websites/2004/su831889.html</a>	0
58.	<b>EPA: P3 Award: Eligibility</b> <a href="http://es.epa.gov/ncer/p3/project_websites/2004/su831856.html">http://es.epa.gov/ncer/p3/project_websites/2004/su831856.html</a>	0
59.	<b>EPA: P3 Award: Eligibility</b> <a href="http://es.epa.gov/ncer/p3/project_websites/2004/su831892.html">http://es.epa.gov/ncer/p3/project_websites/2004/su831892.html</a>	0

	Pages	Average Time to Serve (ms)
60.	<b>EPA: P3 Award: Eligibility</b> <a href="http://es.epa.gov/ncer/p3/project_photos/su831882/su831882.html">http://es.epa.gov/ncer/p3/project_photos/su831882/su831882.html</a>	0
61.	<b>EPA: P3 Award: Eligibility</b> <a href="http://es.epa.gov/ncer/p3/project_websites/2004/su831827.html">http://es.epa.gov/ncer/p3/project_websites/2004/su831827.html</a>	0
62.	<b>EPA: P3 Award: Eligibility</b> <a href="http://es.epa.gov/ncer/p3/project_websites/2004/su831834.html">http://es.epa.gov/ncer/p3/project_websites/2004/su831834.html</a>	0
63.	<b>EPA: P3 Award: Press Release</b> <a href="http://es.epa.gov/ncer/p3/press/archive/original_press_release.html">http://es.epa.gov/ncer/p3/press/archive/original_press_release.html</a>	0
64.	<b>EPA: P3 Award: Eligibility</b> <a href="http://es.epa.gov/ncer/p3/project_photos/su831826/su831826.html">http://es.epa.gov/ncer/p3/project_photos/su831826/su831826.html</a>	0
65.	<b>EPA: P3 Award: Eligibility</b> <a href="http://es.epa.gov/ncer/p3/project_websites/2004/su831818.html">http://es.epa.gov/ncer/p3/project_websites/2004/su831818.html</a>	0
66.	<b>EPA: P3 Award: Eligibility</b> <a href="http://es.epa.gov/ncer/p3/project_websites/2004/su831831.html">http://es.epa.gov/ncer/p3/project_websites/2004/su831831.html</a>	0
67.	<b>EPA: P3 Award: Eligibility</b> <a href="http://es.epa.gov/ncer/p3/project_websites/2004/su831811.html">http://es.epa.gov/ncer/p3/project_websites/2004/su831811.html</a>	0
68.	<b>EPA: P3 Award: Eligibility</b> <a href="http://es.epa.gov/ncer/p3/project_photos/su831883/su831883.html">http://es.epa.gov/ncer/p3/project_photos/su831883/su831883.html</a>	0
69.	<b>EPA: P3 Award: Eligibility</b> <a href="http://es.epa.gov/ncer/p3/project_photos/su831880/su831880.html">http://es.epa.gov/ncer/p3/project_photos/su831880/su831880.html</a>	0
70.	<b>EPA: P3 Award: Eligibility</b> <a href="http://es.epa.gov/ncer/p3/project_websites/2004/su831829.html">http://es.epa.gov/ncer/p3/project_websites/2004/su831829.html</a>	0
71.	<b>EPA: P3 Award: Press Release May 17, 2005</b> <a href="http://es.epa.gov/ncer/p3/press/news_release_051705.html">http://es.epa.gov/ncer/p3/press/news_release_051705.html</a>	0
72.	<b>EPA: P3 Award: Eligibility</b> <a href="http://es.epa.gov/ncer/p3/project_websites/2004/su831897.html">http://es.epa.gov/ncer/p3/project_websites/2004/su831897.html</a>	0
73.	<b>EPA: P3 Award: Eligibility</b> <a href="http://es.epa.gov/ncer/p3/project_websites/2004/su831896.html">http://es.epa.gov/ncer/p3/project_websites/2004/su831896.html</a>	0
74.	<b>EPA: P3 Award: Eligibility</b> <a href="http://es.epa.gov/ncer/p3/project_websites/2004/su831822.html">http://es.epa.gov/ncer/p3/project_websites/2004/su831822.html</a>	0
75.	<b>EPA: P3 Award: Eligibility</b> <a href="http://es.epa.gov/ncer/p3/project_websites/2004/su831810.html">http://es.epa.gov/ncer/p3/project_websites/2004/su831810.html</a>	0

	Pages	Average Time to Serve (ms)
76.	<b>EPA: P3 Award: Press Release</b> <a href="http://es.epa.gov/ncer/p3/press/archive/future_today.html">http://es.epa.gov/ncer/p3/press/archive/future_today.html</a>	0
77.	<b>EPA: P3 Award: Eligibility</b> <a href="http://es.epa.gov/ncer/p3/project_photos/su831818/su831818.html">http://es.epa.gov/ncer/p3/project_photos/su831818/su831818.html</a>	0
78.	<b>EPA: P3 Award: Eligibility</b> <a href="http://es.epa.gov/ncer/p3/project_websites/2004/su831853.html">http://es.epa.gov/ncer/p3/project_websites/2004/su831853.html</a>	0
79.	<b>EPA: P3 Award: Eligibility</b> <a href="http://es.epa.gov/ncer/p3/project_websites/2004/su831882.html">http://es.epa.gov/ncer/p3/project_websites/2004/su831882.html</a>	0
80.	<b>EPA: P3 Award: Eligibility</b> <a href="http://es.epa.gov/ncer/p3/project_photos/su831884/su831884.html">http://es.epa.gov/ncer/p3/project_photos/su831884/su831884.html</a>	0
81.	<b>EPA: P3 Award: Eligibility</b> <a href="http://es.epa.gov/ncer/p3/project_websites/2004/su831825.html">http://es.epa.gov/ncer/p3/project_websites/2004/su831825.html</a>	0
82.	<b>EPA: P3 Award: Eligibility</b> <a href="http://es.epa.gov/ncer/p3/project_websites/2005/su832506.html">http://es.epa.gov/ncer/p3/project_websites/2005/su832506.html</a>	0
83.	<b>EPA: P3 Award: Eligibility</b> <a href="http://es.epa.gov/ncer/p3/project_photos/su831881/su831881.html">http://es.epa.gov/ncer/p3/project_photos/su831881/su831881.html</a>	0
84.	<b>EPA: P3 Award: Eligibility</b> <a href="http://es.epa.gov/ncer/p3/project_photos/su831865/su831865.html">http://es.epa.gov/ncer/p3/project_photos/su831865/su831865.html</a>	0
85.	<b>EPA: P3 Award: Eligibility</b> <a href="http://es.epa.gov/ncer/p3/project_websites/2004/su831855.html">http://es.epa.gov/ncer/p3/project_websites/2004/su831855.html</a>	0
86.	<b>EPA: P3 Award: Eligibility</b> <a href="http://es.epa.gov/ncer/p3/project_photos/su831888/su831888.html">http://es.epa.gov/ncer/p3/project_photos/su831888/su831888.html</a>	0
87.	<b>EPA: P3 Award: Eligibility</b> <a href="http://es.epa.gov/ncer/p3/project_websites/2005/su832497.html">http://es.epa.gov/ncer/p3/project_websites/2005/su832497.html</a>	0
88.	<b>EPA: P3 Award: Eligibility</b> <a href="http://es.epa.gov/ncer/p3/project_websites/2004/su831890.html">http://es.epa.gov/ncer/p3/project_websites/2004/su831890.html</a>	0
89.	<b>EPA: P3 Award: Eligibility</b> <a href="http://es.epa.gov/ncer/p3/project_websites/2005/su832505.html">http://es.epa.gov/ncer/p3/project_websites/2005/su832505.html</a>	0
90.	<b>EPA: P3 Award: Eligibility</b> <a href="http://es.epa.gov/ncer/p3/project_websites/2005/su832477.html">http://es.epa.gov/ncer/p3/project_websites/2005/su832477.html</a>	0
91.	<b>EPA: P3 Award: Eligibility</b> <a href="http://es.epa.gov/ncer/p3/project_websites/2004/su831830.html">http://es.epa.gov/ncer/p3/project_websites/2004/su831830.html</a>	0



	Pages	Average Time to Serve (ms)
92.	<b>EPA: P3 Award: Eligibility</b> <a href="http://es.epa.gov/ncer/p3/project_websites/2005/su832501.html">http://es.epa.gov/ncer/p3/project_websites/2005/su832501.html</a>	0
93.	<b>EPA: P3 Award: Eligibility</b> <a href="http://es.epa.gov/ncer/p3/project_websites/2004/su831891.html">http://es.epa.gov/ncer/p3/project_websites/2004/su831891.html</a>	0
94.	<b>EPA: P3 Award: Eligibility</b> <a href="http://es.epa.gov/ncer/p3/project_websites/2004/su831879.html">http://es.epa.gov/ncer/p3/project_websites/2004/su831879.html</a>	0
95.	<b>EPA: P3 Award: Eligibility</b> <a href="http://es.epa.gov/ncer/p3/project_websites/2004/su831864.html">http://es.epa.gov/ncer/p3/project_websites/2004/su831864.html</a>	0
96.	<b>EPA: P3 Award: Eligibility</b> <a href="http://es.epa.gov/ncer/p3/project_websites/2005/su832489.html">http://es.epa.gov/ncer/p3/project_websites/2005/su832489.html</a>	0
97.	<b>EPA: P3 Award: Eligibility</b> <a href="http://es.epa.gov/ncer/p3/project_websites/2005/su832478.html">http://es.epa.gov/ncer/p3/project_websites/2005/su832478.html</a>	0
98.	<b>EPA: P3 Award: Eligibility</b> <a href="http://es.epa.gov/ncer/p3/project_websites/2005/su832486.html">http://es.epa.gov/ncer/p3/project_websites/2005/su832486.html</a>	0
99.	<b>EPA: P3 Award: Eligibility</b> <a href="http://es.epa.gov/ncer/p3/project_websites/2005/su832503.html">http://es.epa.gov/ncer/p3/project_websites/2005/su832503.html</a>	0
100.	<b>EPA: P3 Award: Eligibility</b> <a href="http://es.epa.gov/ncer/p3/project_websites/2005/su832510.html">http://es.epa.gov/ncer/p3/project_websites/2005/su832510.html</a>	0
	<b>Subtotal for rows: 1 - 100</b>	-
	<b>Other</b>	-
	<b>Total</b>	-

items 1-100 of 200

## Pages - Help Card



### Column Definitions

#### Pages

Any displayed page. You can specify for each profile the types of files that qualify as a page. These settings can be changed by the WebTrends administrator.

#### Visits

Number of visits to this page. A visit is a series of actions that begins when a visitor views the first page from the server, and ends when the visitor leaves the site or remains idle beyond the idle-time limit. The default idle-time limit is thirty minutes. This time limit can be changed by the system administrator.

#### Views

Number of times this page was viewed by visitors.

#### Average Time Viewed

Average length of time the specified page was viewed. (The format is hh:mm:ss - hours:minutes:seconds.)

#### Average Time to Serve

Average amount of time (in milliseconds) it took to serve each document during the specified time interval. The time to serve spans from the time the server got a page request until it transmitted all the data.

**Note:** Zero values in this column probably indicates that your web server is not logging Time to Serve information.



---

### Report Descriptions

Pages with good content and design are more likely to attract visitors and be revisited. Less popular pages on a site can be made more appealing by improving the content or incorporating design elements similar to that on the more important pages. Always remember that people are far more interested in content than in design, and average view times can help determine which content is most important to your visitors.

# Content Groups

This report identifies the most popular groups of web site pages and how often they were visited.

## Content Groups Trend

No data is available for this graph.

## Content Groups

No data is available for this graph.

## Content Groups

No data is available for this table.

## Content Groups - Help Card



### Column Definitions

#### Content Group

A defined group of web pages with specific things in common, such as the same types of products, services, or information.

#### Visits

Number of visits where the visitor viewed at least one page in the specified content group. A visit is a series of actions that begins when a visitor views their first page from the server, and ends when the visitor leaves the site or remains idle beyond the idle-time limit. The default idle-time limit is thirty minutes. This time limit can be changed by the system administrator.

#### Hits

Each file requested by a visitor registers as a hit. There can be several hits on each page. While the volume of hits reflects the amount of server traffic, it is not an accurate reflection of the number of pages viewed.



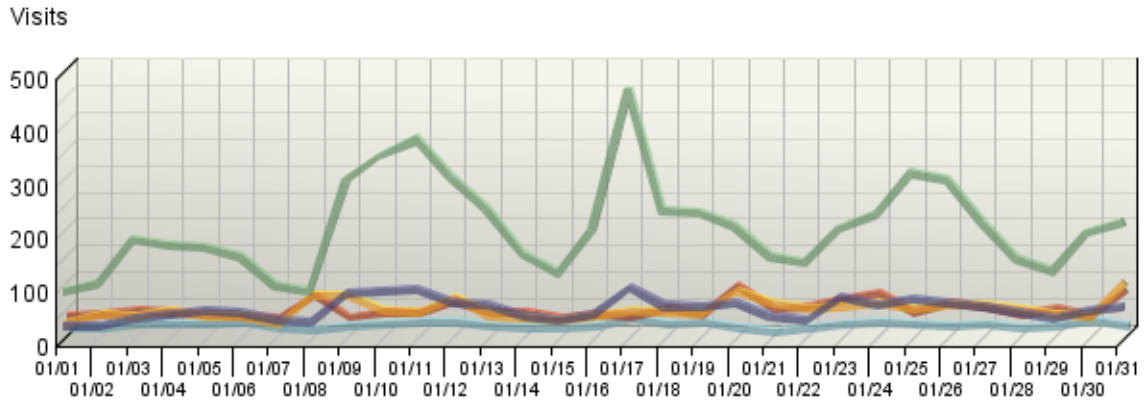
### **Report Descriptions**

The information on this page can show you which content groups were most popular. This will reveal the reasons people visit your web site, and what is most interesting and least interesting to them.

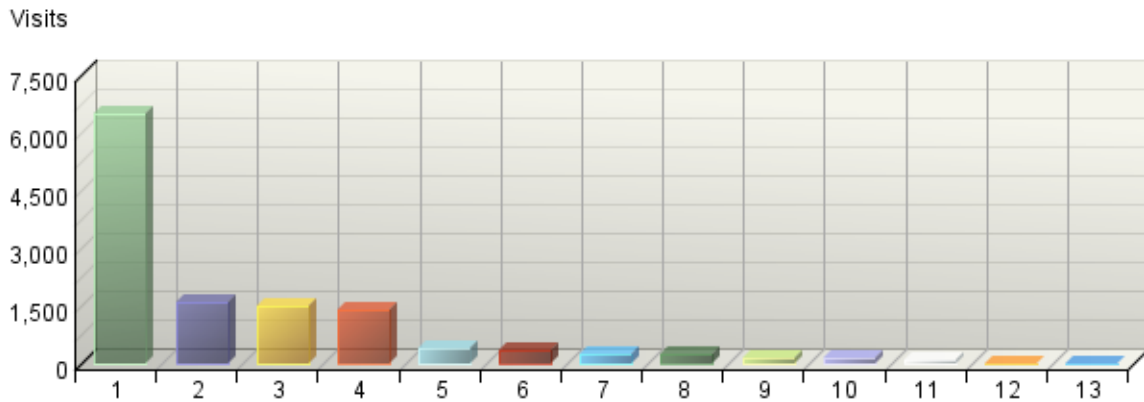
# Directories

This report lists the most commonly accessed directories on your web site. This information can help determine the types of data most often requested.

**Directories Trend**



**Directories**



**Directories**

	Path To Directory	Visits	Hits	Kbytes Transferred
1.	<a href="http://es.epa.gov/ncer/p3/">http://es.epa.gov/ncer/p3/</a>	6,486	12,122	276,163
2.	<a href="http://es.epa.gov/ncer/p3/press">http://es.epa.gov/ncer/p3/press</a>	1,595	2,187	33,192
3.	<a href="http://es.epa.gov/ncer/p3/project_websites">http://es.epa.gov/ncer/p3/project_websites</a>	1,504	4,856	82,556
4.	<a href="http://es.epa.gov/ncer/p3/project_photos">http://es.epa.gov/ncer/p3/project_photos</a>	1,411	3,608	31,397

	<b>Path To Directory</b>	<b>Visits</b>	<b>Hits</b>	<b>Kbytes Transferred</b>
5.	<a href="http://es.epa.gov/ncer/P3/forms">http://es.epa.gov/ncer/P3/forms</a>	416	997	26,248
6.	<a href="http://es.epa.gov/ncer/p3/partners">http://es.epa.gov/ncer/p3/partners</a>	326	388	7,546
7.	<a href="http://es.epa.gov/ncer/p3/event_2005">http://es.epa.gov/ncer/p3/event_2005</a>	274	529	5,500
8.	<a href="http://es.epa.gov/ncer/p3/eligibility">http://es.epa.gov/ncer/p3/eligibility</a>	252	272	3,477
9.	<a href="http://es.epa.gov/ncer/p3/other">http://es.epa.gov/ncer/p3/other</a>	160	173	4,099
10.	<a href="http://es.epa.gov/ncer/p3/epa">http://es.epa.gov/ncer/p3/epa</a>	125	142	2,579
11.	<a href="http://es.epa.gov/ncer/p3/projects">http://es.epa.gov/ncer/p3/projects</a>	84	104	1,132
12.	<a href="http://es.epa.gov/">http://es.epa.gov/</a>	12	15	317
13.	<a href="http://es.epa.gov/ncer/p3/images">http://es.epa.gov/ncer/p3/images</a>	1	1	0
<b>Total</b>		<b>-</b>	<b>25,394</b>	<b>474,201</b>

items 1-13 of 13

### Directories - Help Card



#### Column Definitions

##### Path to Directory

The full URL path to the directory being analyzed.

##### Visits

Number of visits to pages within the specified directory. A visit is a series of actions that begins when a visitor views their first page from the server, and ends when the visitor leaves the site or remains idle beyond the idle-time limit. The default idle-time limit is thirty minutes. This time limit can be changed by the system administrator.

##### Hits

Each file requested by a visitor registers as a hit. There can be several hits on each page. While the volume of hits reflects the amount of server traffic, it is not an accurate reflection of the number of pages viewed.

##### Kbytes Transferred

Number of kilobytes of data transferred by the server from the specified directory to your visitors.



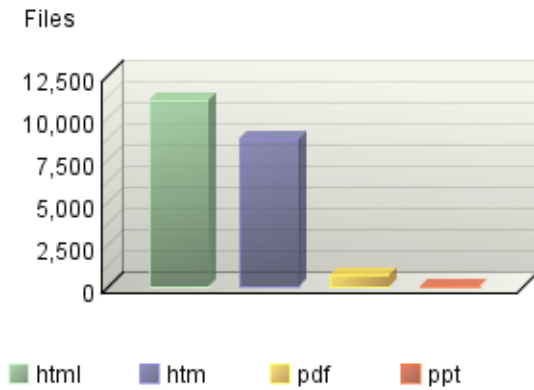
#### Report Descriptions

This report indicates the content visitors are most interested in. Use this information to determine which content areas to develop further, which areas to focus on less, and how you can arrange your content most effectively. If the table is sorted by kilobytes of data transferred, this page reveals what kind of data the server spends the most time transferring, and may suggest different ways to organize your data, or different ways to distribute the server load if you have more than one server.

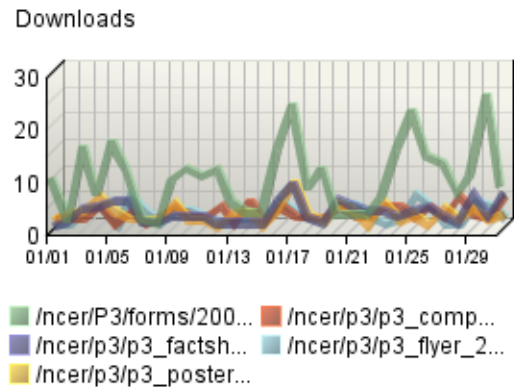
# Files Dashboard

This displays key graphs and tables that provide an overview of the Files chapter. When viewing through the on-demand interface, you can click on the title of a graph or table to navigate to the corresponding page.

**Accessed File Types by Files**



**Downloaded Files Trend**



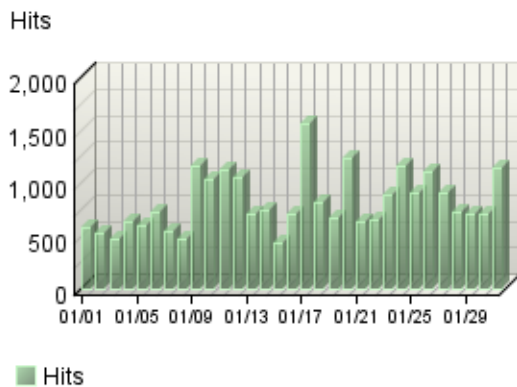
**Uploaded Files**

No data is available for this graph.

**Hit Summary**

Successful Hits for Entire Site	25,394
Average Hits per Day	819
Home Page Hits	5

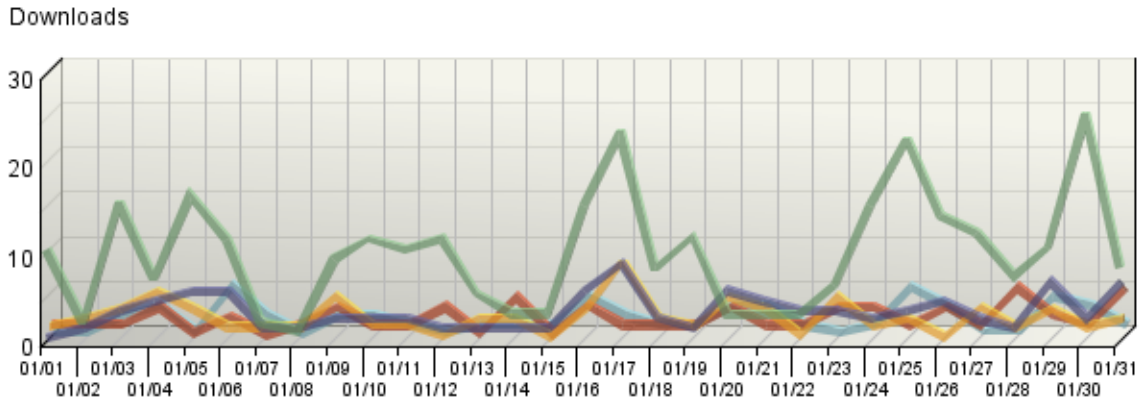
**Hits Trend**



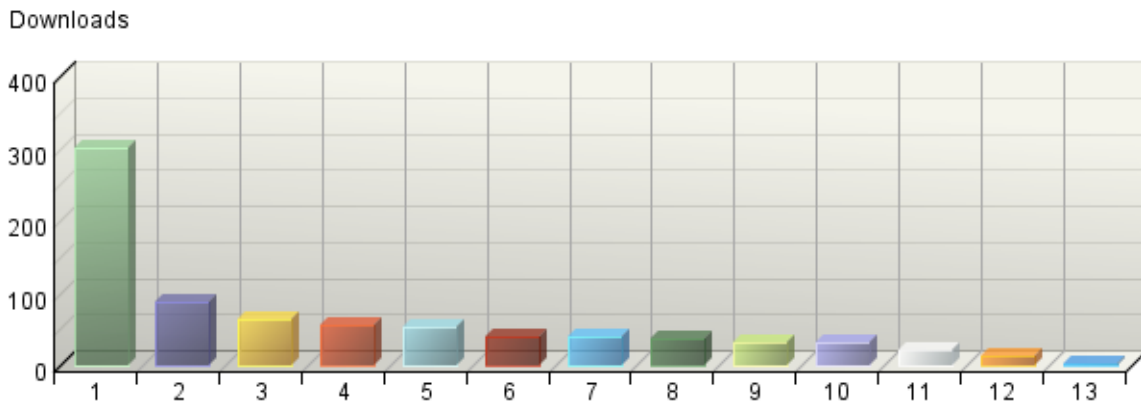
# Downloaded Files

This report identifies the most popular files downloaded from your site.

**Downloaded Files Trend**



**Downloaded Files**



**Downloaded Files**

	Downloaded Files	Downloads	% Downloads	Visits
1.	<a href="http://es.epa.gov/ncer/P3/forms/2004p3forms.pdf">http://es.epa.gov/ncer/P3/forms/2004p3forms.pdf</a>	301	38.69%	207
2.	<a href="http://es.epa.gov/ncer/p3/p3_factsheet.pdf">http://es.epa.gov/ncer/p3/p3_factsheet.pdf</a>	87	11.18%	74
3.	<a href="http://es.epa.gov/ncer/p3/p3_poster.pdf">http://es.epa.gov/ncer/p3/p3_poster.pdf</a>	65	8.35%	56
4.	<a href="http://es.epa.gov/ncer/p3/p3_comp_transp_hotel_info_2005.pdf">http://es.epa.gov/ncer/p3/p3_comp_transp_hotel_info_2005.pdf</a>	56	7.20%	47



	<b>Downloaded Files</b>	<b>Downloads</b>	<b>% Downloads</b>	<b>Visits</b>
5.	<a href="http://es.epa.gov/ncer/p3/p3_flyer_2005.pdf">http://es.epa.gov/ncer/p3/p3_flyer_2005.pdf</a>	52	6.68%	48
6.	<a href="http://es.epa.gov/ncer/p3/p3_update.pdf">http://es.epa.gov/ncer/p3/p3_update.pdf</a>	40	5.14%	39
7.	<a href="http://es.epa.gov/ncer/p3/p3_comp_alt_accomodations_2005.pdf">http://es.epa.gov/ncer/p3/p3_comp_alt_accomodations_2005.pdf</a>	39	5.01%	37
8.	<a href="http://es.epa.gov/ncer/p3/p3_comp_draft_schedule_2005.pdf">http://es.epa.gov/ncer/p3/p3_comp_draft_schedule_2005.pdf</a>	38	4.88%	32
9.	<a href="http://es.epa.gov/ncer/p3/PosterInstructions.pdf">http://es.epa.gov/ncer/p3/PosterInstructions.pdf</a>	32	4.11%	31
10.	<a href="http://es.epa.gov/ncer/p3/Number_Assignments.pdf">http://es.epa.gov/ncer/p3/Number_Assignments.pdf</a>	31	3.98%	26
11.	<a href="http://es.epa.gov/ncer/p3/p3_flyer_2005_version2.pdf">http://es.epa.gov/ncer/p3/p3_flyer_2005_version2.pdf</a>	22	2.83%	21
12.	<a href="http://es.epa.gov/ncer/p3/p3_final_report_instructions.pdf">http://es.epa.gov/ncer/p3/p3_final_report_instructions.pdf</a>	13	1.67%	13
13.	<a href="http://es.epa.gov/ncer/p3/forms/2005p3forms.pdf">http://es.epa.gov/ncer/p3/forms/2005p3forms.pdf</a>	2	0.26%	2
	<b>Total</b>	<b>778</b>	<b>100.00%</b>	<b>633</b>

items 1-13 of 13

### Downloaded Files - Help Card



#### Column Definitions

##### Files

The path and filename of the file being analyzed.

##### Downloads

Number of times the specified file was downloaded by a visitor. If an error occurred during a transfer, the transfer is not counted. Note that downloaded PDF files may cause an inflated count.

##### Visits

Number of visits that accessed the specified files. A visit is a series of actions that begins when a visitor views their first page from the server, and ends when the visitor leaves the site or remains idle beyond the idle-time limit. The default idle-time limit is thirty minutes. This time limit can be changed by the system administrator.



#### Report Descriptions

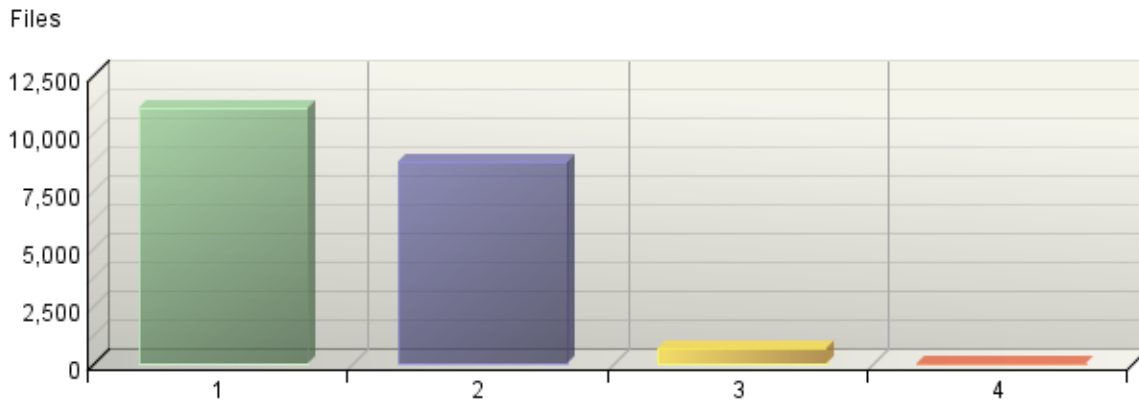
If you are using an SDC data source, then this report is not applicable.

This information shows you the most popular downloadable files on your web site. Files that don't appear on the list, or appear low on the list, may require maintenance such as decreasing the file size, improving link placement, or elimination to make room for more popular content.

# Accessed File Types

This report identifies the types of files accessed on your site and the total number of kilobytes of data transferred for each file type. Cached requests and erred hits are excluded from the totals.

**Accessed File Types by Files**



**Accessed File Types**

File Type	Files	% Files	Kbytes Transferred
1. html	11,067	53.87%	256,401
2. htm	8,791	42.79%	113,758
3. pdf	681	3.31%	100,551
4. ppt	4	0.02%	3,493
<b>Total</b>	<b>20,543</b>	<b>100.00%</b>	<b>474,201</b>

items 1-4 of 4

## Accessed File Types - Help Card



### Column Definitions

#### File Type

Identifies types of files by their file extension. For example, a file named graphic.gif is identified as type "gif."

#### Files

Number of files of the specified type accessed by visitors to your site.

#### Kbytes Transferred

Number of kilobytes of data transferred for all files of the specified type.



### Report Descriptions

This report provides general statistics for the type of data that visitors access on your site.

# Uploaded Files

This report identifies the most popular files uploaded from a client to your servers using FTP PUT, HTTP PUT, or HTTP POST.

## Uploaded Files

No data is available for this graph.

## Uploaded Files

No data is available for this table.

### Uploaded Files - Help Card



#### Column Definitions

##### Files

The path and filename of the uploaded file being analyzed. Uploaded files correspond to a POST entry in the web server log file. If the field names are provided, then you will find the uploaded files listed in the METHOD field.

##### Visits

Number of visits to your site where the specified file was uploaded to your servers. A visit is a series of actions that begins when a visitor views their first page from the server, and ends when the visitor leaves the site or remains idle beyond the idle-time limit. The default idle-time limit is thirty minutes. This time limit can be changed by the system administrator.

##### Uploads

Number of times the specified file was uploaded to your site. If an error occurred during a transfer, the transfer is not counted.



#### Report Descriptions

If you are using an SDC data source, then this report is not applicable.

This report presents information on files that were uploaded to your servers during the period of the report. You may want to run virus scans on uploaded files.