

P3 Monthly Statistical Analysis

<http://es.epa.gov/ncer/p3/>

Monthly Report: March 2009

March 1, 2009 12:00:00 AM – March 31, 2009 11:59:59 PM

This report was generated by WebTrends 7 - Professional, Version: 7.1b, Build: 15447 .
Wednesday, April 15, 2009 9:00:53 AM
Final report conversion by WebTrends Report Exporter, Version 7.1b (build 15376)

Copyright (C) 1996-2005 NetIQ Corporation. All rights reserved.

Table of Contents

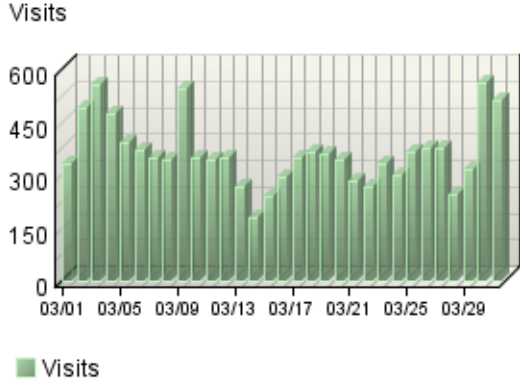
Overview Dashboard	1
Marketing Dashboard	3
Visitors Dashboard	4
Pages Dashboard	6
Navigation Dashboard	8
Technical Dashboard	9
Activity Dashboard	11
Browsers and Platforms Dashboard	13
Pages Dashboard	14
Pages	16
Content Groups	51
Directories	53
Files Dashboard	56
Downloaded Files	57
Accessed File Types	61
Uploaded Files	63
Navigation Dashboard	64
Entry Pages	65
Exit Pages	82
Single-Page Visits	99
Paths, Forward: All Entry Pages	116
Single-Level Paths, Forward	150
Single-Level Paths, Reverse	172
Single-Level Paths, Forward and Reverse	194
Browsers and Platforms Dashboard	197
Browsers	198
Browsers by Version	203

Spiders	212
Platforms	215
Wireless Dashboard	217

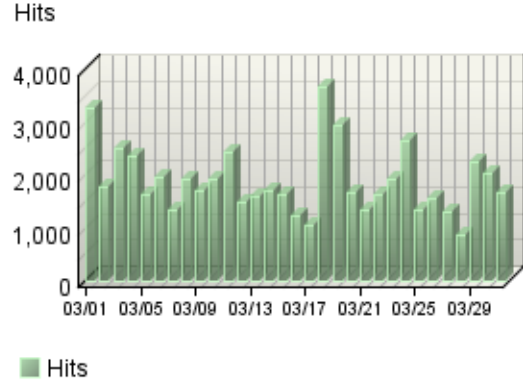
Overview Dashboard

This displays key graphs and tables that provide an overview of the entire report. When viewing through the on-demand interface, you can click on the title of a graph or table to navigate to the corresponding page.

Visits Trend



Hits Trend



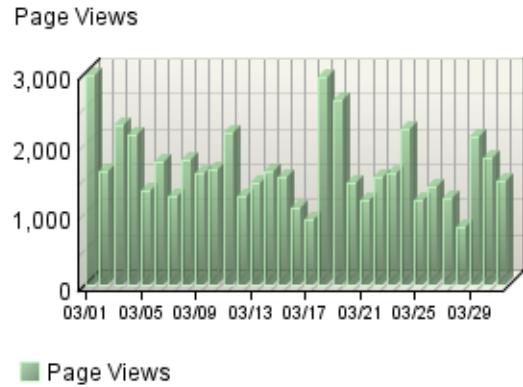
Visitor Summary

Visitors	4,594
Visitors Who Visited Once	3,829
Visitors Who Visited More Than Once	765
Average Visits per Visitor	2.45

Visit Summary

Visits	11,235
Average per Day	362
Average Visit Duration	00:30:16
Median Visit Duration	00:06:05
International Visits	14.46%
Visits of Unknown Origin	0.00%
Visits from Your Country: United States (US)	85.54%

Page Views Trend



Hit Summary

Successful Hits for Entire Site	58,463
Average Hits per Day	1,885
Home Page Hits	2,787

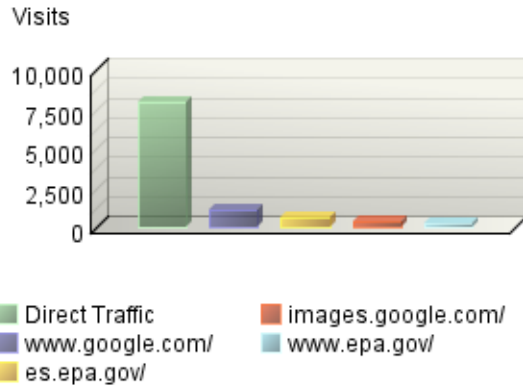
Page View Summary

Page Views	51,885
Average per Day	1,673
Average Page Views per Visit	4.62

Marketing Dashboard

This dashboard summarizes important information related to online marketing activity.

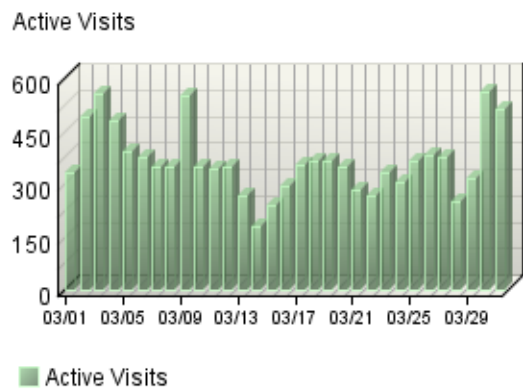
Visits by Referring Site



Onsite Ad Impressions by Visits Trend

No data is available for this graph.

Active Visits Trend

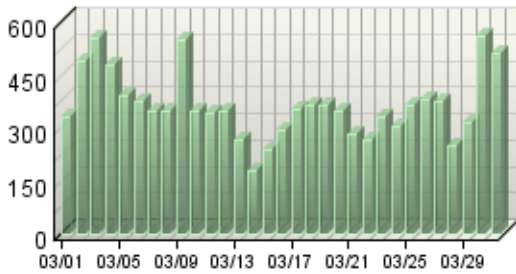


Visitors Dashboard

This displays key graphs and tables that provide an overview of the Visitors chapter. When viewing through the on-demand interface, you can click on the title of a graph or table to navigate to the corresponding page.

Active Visits Trend

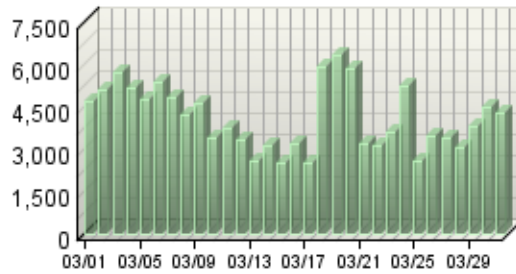
Active Visits



Active Visits

Visitor Minutes Trend

Visitor Minutes



Visitor Minutes

Visitor Summary

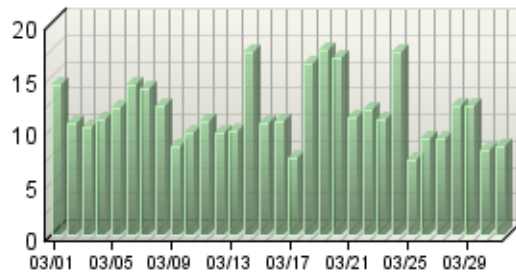
Visitors	4,594
Visitors Who Visited Once	3,829
Visitors Who Visited More Than Once	765
Average Visits per Visitor	2.45

Visit Summary

Visits	11,235
Average per Day	362
Average Visit Duration	00:30:16
Median Visit Duration	00:06:05
International Visits	14.46%
Visits of Unknown Origin	0.00%
Visits from Your Country: United States (US)	85.54%

Average Length of Visit Trend

Average Visit Duration



Average Visit Duration

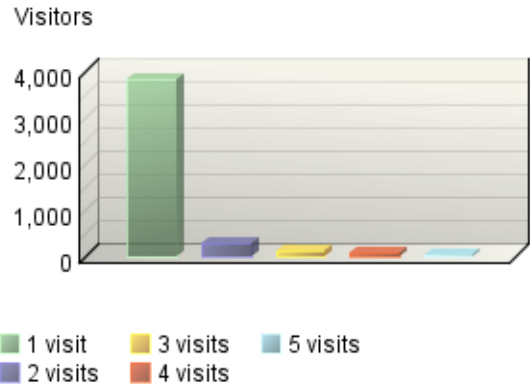
New Visitors Trend



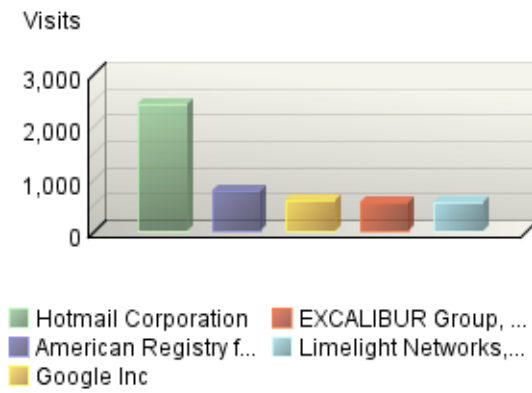
Authenticated Usernames by Visits

No data is available for this graph.

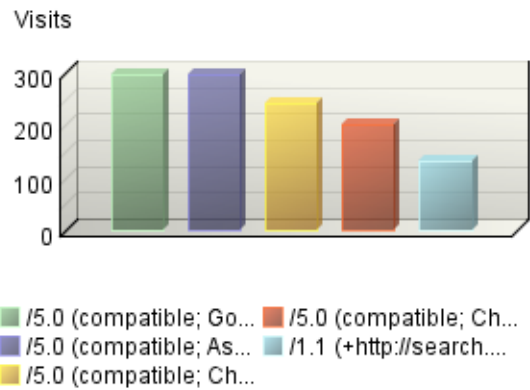
Visitors by Number of Visits



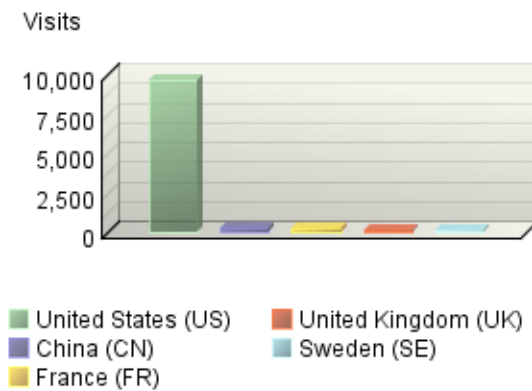
Organizations by Visits



Top Visitors by Visits



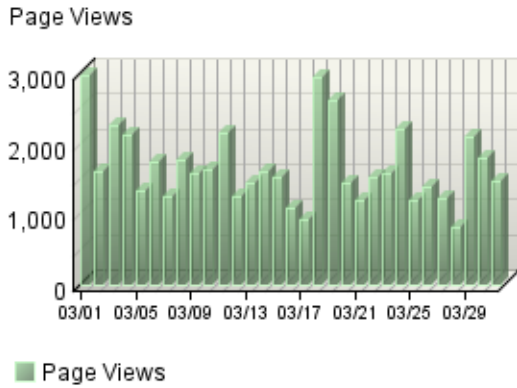
Countries by Visits



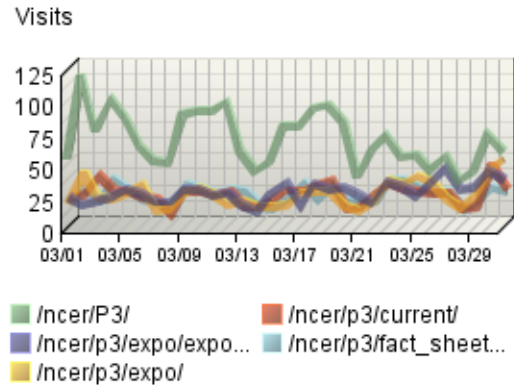
Pages Dashboard

This displays key graphs and tables that provide an overview of the Pages chapter. When viewing through the on-demand interface, you can click on the title of a graph or table to navigate to the corresponding page.

Page Views Trend



Pages by Visits Trend



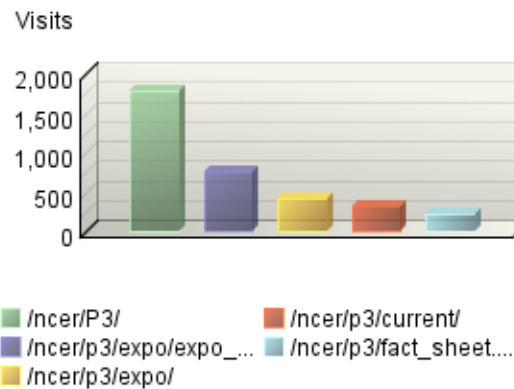
Content Groups by Visits

No data is available for this graph.

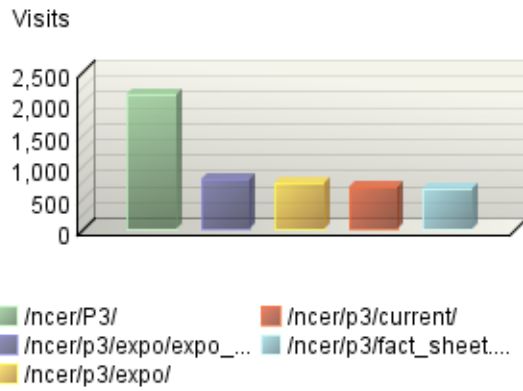
Page View Summary

Page Views	51,885
Average per Day	1,673
Average Page Views per Visit	4.62

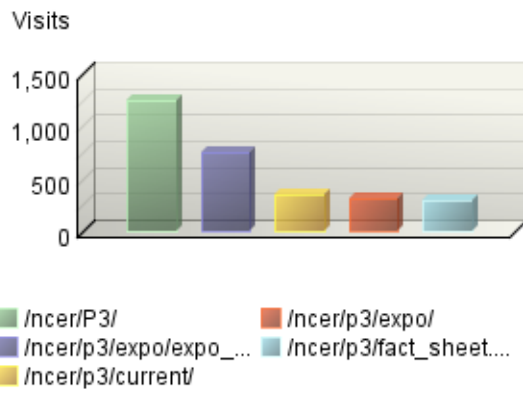
Entry Pages



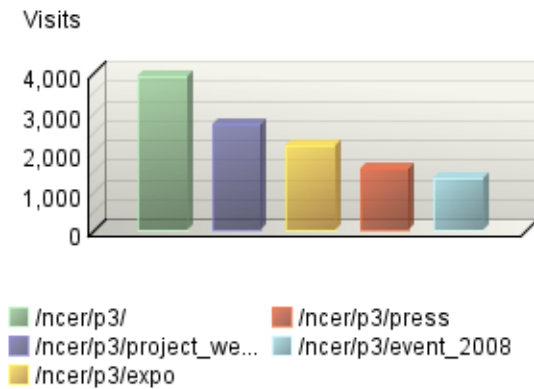
Pages by Visits



Exit Pages



Directories by Visits

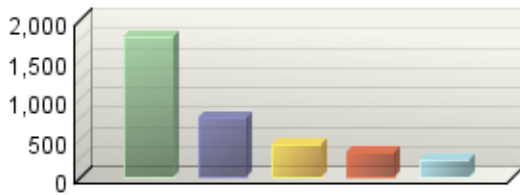


Navigation Dashboard

This dashboard summarizes important information related to online navigation.

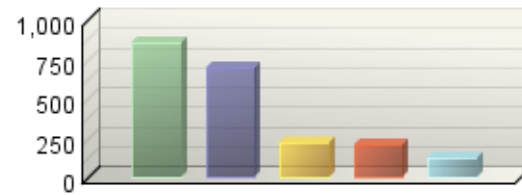
Entry Pages

Visits



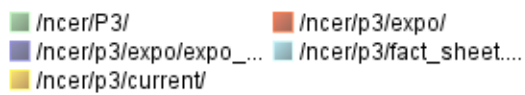
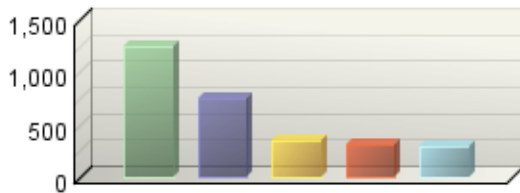
Single-Page Visits

Visits



Exit Pages

Visits

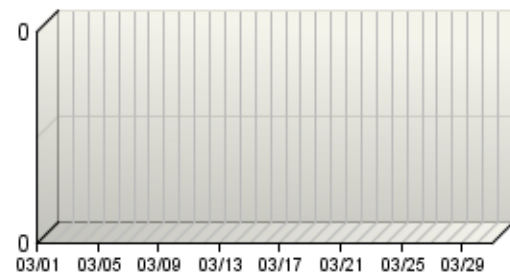


Technical Dashboard

This dashboard summarizes important information related to online technical activity.

Average Time to Serve Pages

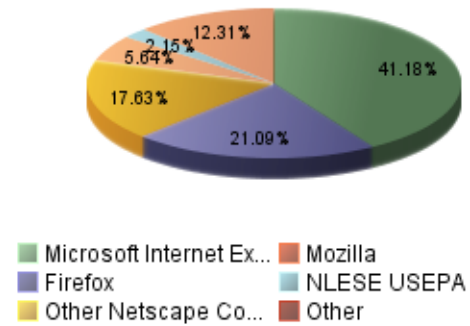
Average Time to Serve



■ Average Time to Serve

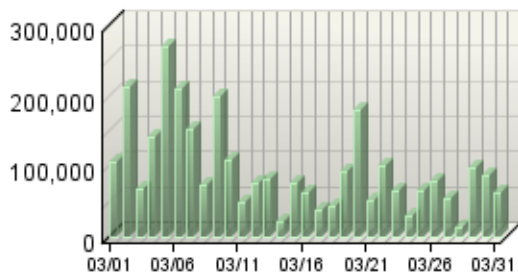
Browsers by Version

Visits



Bandwidth: Kbytes Transferred Trend

Kbytes Transferred

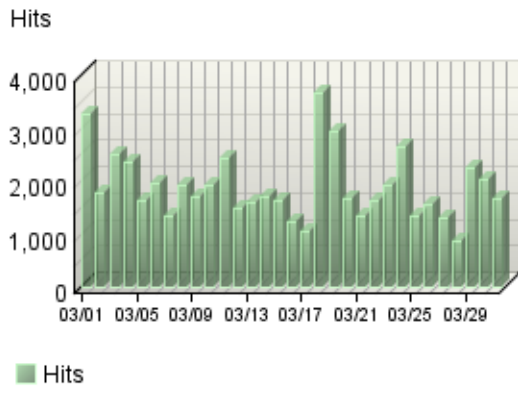


■ Kbytes Transferred

Technical Summary

Total Hits	61,563
Successful Hits	58,463
Successful Hits (as Percent)	94.96%
Failed Hits	3,100
Failed Hits (as Percent)	5.04%
Cached Hits	7,725
Cached Hits (as Percent)	12.55%

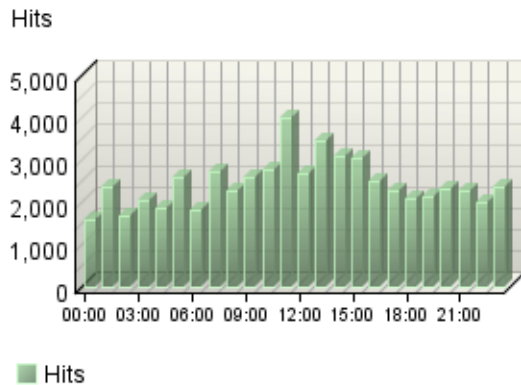
Hits Trend



Activity Dashboard

This displays key graphs and tables that provide an overview of the Activity chapter. When viewing through the on-demand interface, you can click on the title of a graph or table to navigate to the corresponding page.

Hits by Hour of the Day



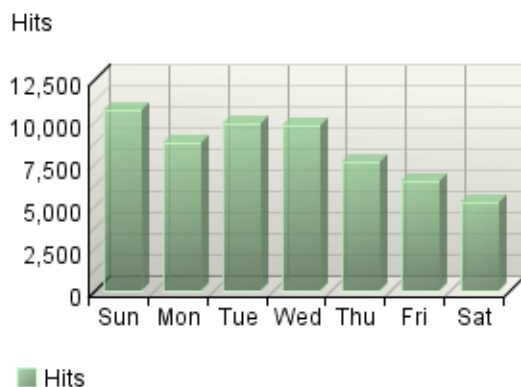
Least Active Summary

Least Active Date	3/28/09
Number of Hits on Least Active Date	861
Least Active Day of the Week	Saturday
Least Active Hour of the Day	00:00-00:59

Activity on Weekdays Summary

Total Hits Weekdays	42,513
Total Visits Weekdays	8,680
Average Number of Visits per day on Weekdays	394
Average Number of Hits per day on Weekdays	1,932

Hits by Day of the Week



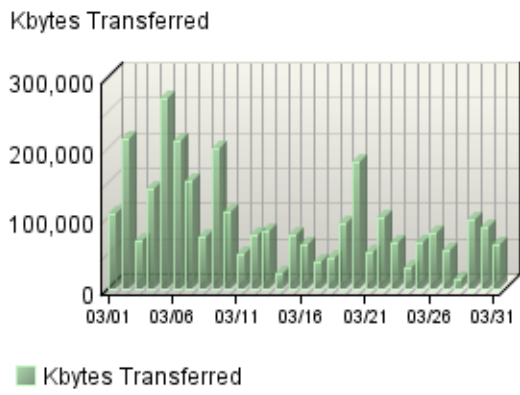
Activity on Weekends Summary

Total Hits Weekend	15,950
Total Visits Weekend	2,555
Average Number of Visits per Weekend	511
Average Number of Hits per Weekend	3,190

Most Active Summary

Most Active Date	3/18/09
Number of Hits on Most Active Date	3,686
Most Active Day of the Week	Sunday
Most Active Hour of the Day	11:00-11:59

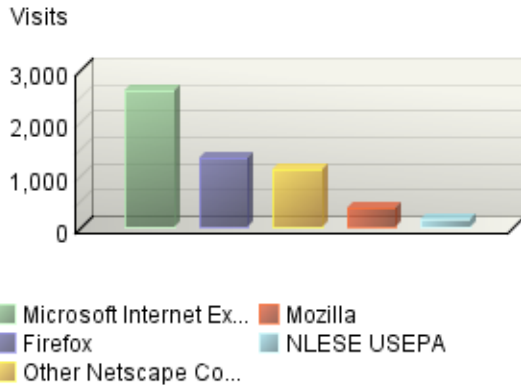
Bandwidth: Kbytes Transferred Trend



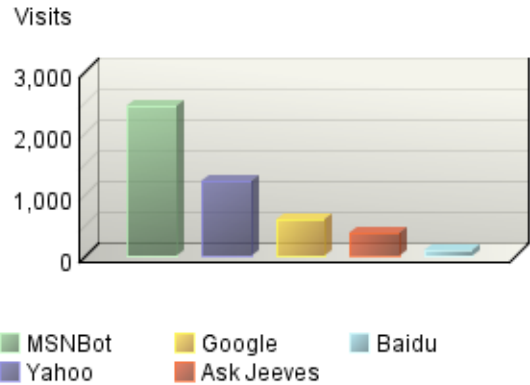
Browsers and Platforms Dashboard

This displays key graphs and tables that provide an overview of the Browsers and Platforms chapter. When viewing through the on-demand interface, you can click on the title of a graph or table to navigate to the corresponding page.

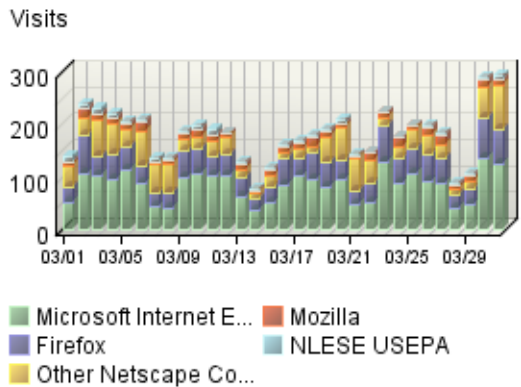
Browsers by Visits



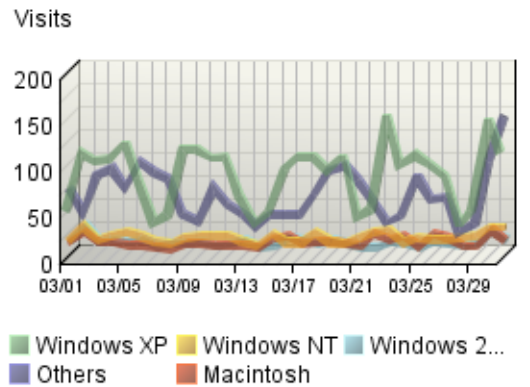
Spiders by Visits



Browsers by Visits Trend



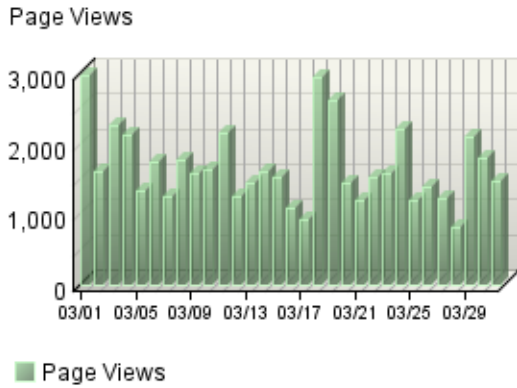
Platforms by Visits Trend



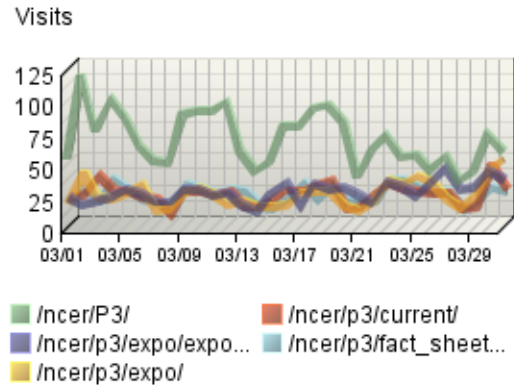
Pages Dashboard

This displays key graphs and tables that provide an overview of the Pages chapter. When viewing through the on-demand interface, you can click on the title of a graph or table to navigate to the corresponding page.

Page Views Trend



Pages by Visits Trend



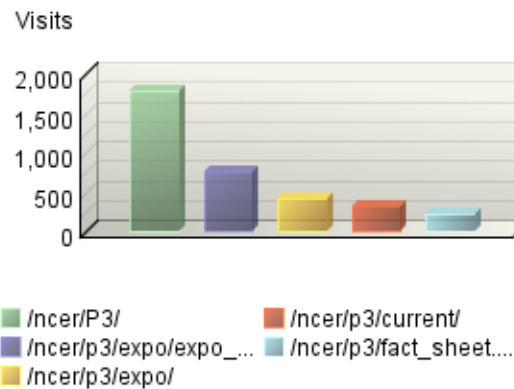
Content Groups by Visits

No data is available for this graph.

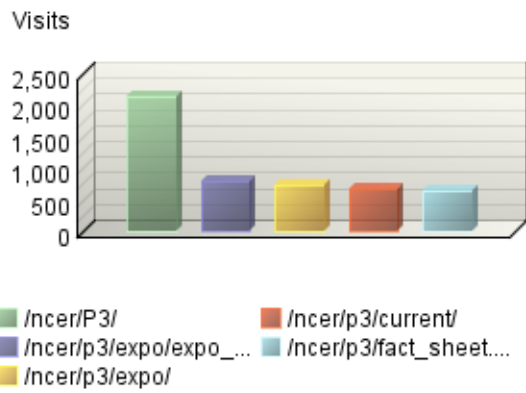
Page View Summary

Page Views	51,885
Average per Day	1,673
Average Page Views per Visit	4.62

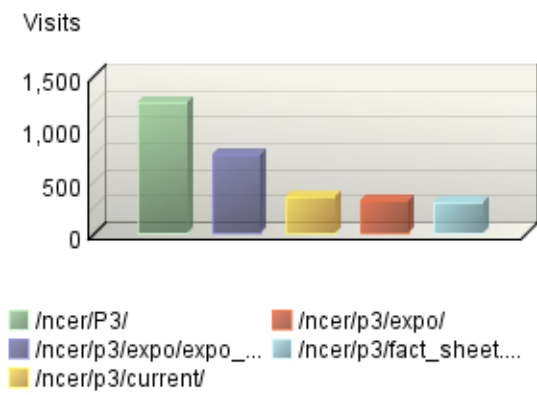
Entry Pages



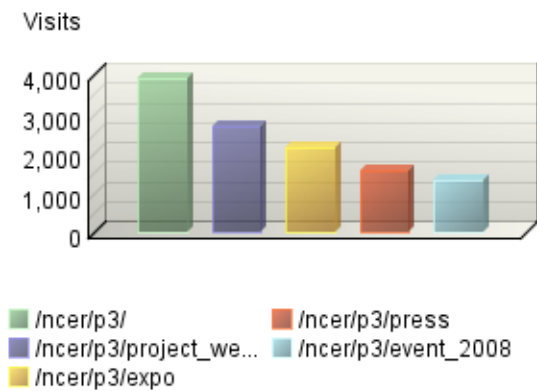
Pages by Visits



Exit Pages



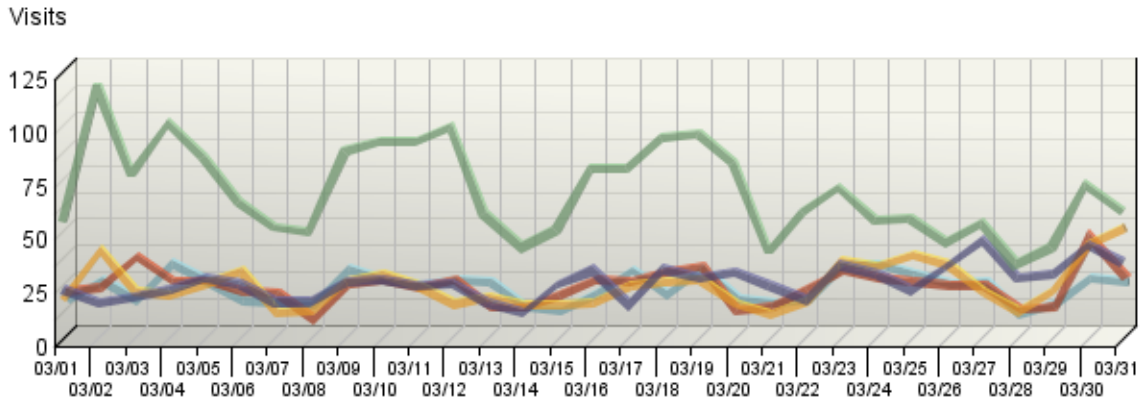
Directories by Visits



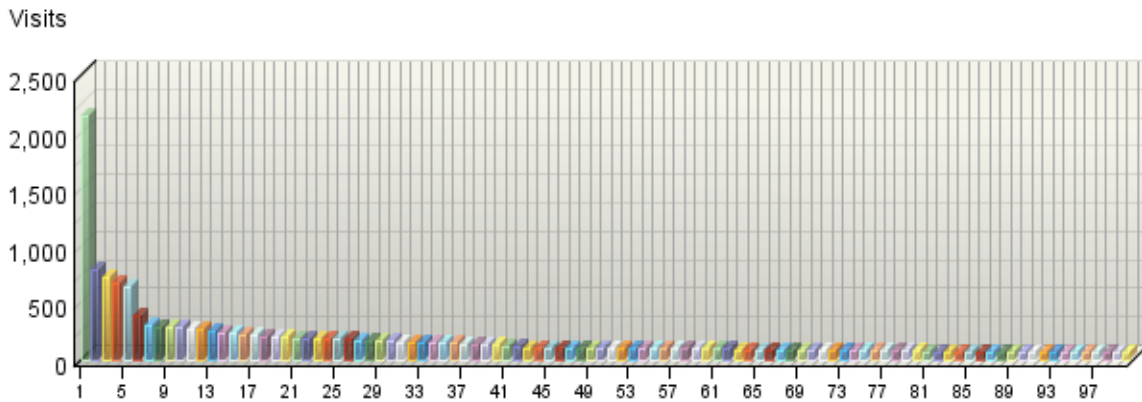
Pages

This identifies the most popular web pages on your site and shows you the number of visits for each, and displays the average length of time the page was viewed.

Pages by Visits Trend



Pages by Visits



Pages

	Pages	Visits	Views	Average Time Viewed
■ 1.	P3 NCER ORD US EPA http://es.epa.gov/ncer/P3/	2,138	2,787	00:02:38

	Pages	Visits	Views	Average Time Viewed
2.	National Sustainable Design Expo 2008 P3 NCER ORD US EPA http://es.epa.gov/ncer/p3/expo/expo_2008.html	790	831	00:03:18
3.	National Sustainable Design Expo P3 NCER ORD US EPA http://es.epa.gov/ncer/p3/expo/	720	805	00:03:12
4.	2008/2009 P3 Teams P3 NCER ORD US EPA http://es.epa.gov/ncer/p3/current/	683	726	00:03:19
5.	Basic Information P3 NCER ORD US EPA http://es.epa.gov/ncer/p3/fact_sheet.html	645	670	00:02:39
6.	Information for P3 Teams P3 NCER ORD US EPA http://es.epa.gov/ncer/p3/teams/	391	447	00:02:17
7.	How to Apply Phase I - Project Development P3 NCER ORD US EPA http://es.epa.gov/ncer/p3/apply/	303	344	00:01:55
8.	Photo Gallery P3 NCER ORD US EPA http://es.epa.gov/ncer/p3/photo.html	284	322	00:02:03
9.	P3 Award Winners P3 NCER ORD US EPA http://es.epa.gov/ncer/p3/success/	283	314	00:01:48
10.	2008 P3 Award Winners P3 Award Winners and Successes P3 NCER ORD US EPA http://es.epa.gov/ncer/p3/project_websites/2008/2008awardwinners.html	281	306	00:02:44
11.	P3 and Other Awards Ceremony P3 NCER ORD US EPA http://es.epa.gov/ncer/p3/ceremony/	265	288	00:02:27
12.	Past P3 Projects P3 NCER ORD US EPA http://es.epa.gov/ncer/p3/past/	264	285	00:01:39
13.	2007 Award Ceremony Photo Gallery P3 NCER ORD US EPA http://es.epa.gov/ncer/p3/event_2007/event_photos/awards/awards.html	248	334	00:02:46
14.	Draft Schedule of Events National Sustainable Design Expo P3 NCER ORD US EPA http://es.epa.gov/ncer/p3/expo/events.html	240	253	00:02:25
15.	Info for Exhibitors Information For P3 NCER ORD US EPA http://es.epa.gov/ncer/p3/become_exhibitor.html	236	242	00:02:42

	Pages	Visits	Views	Average Time Viewed
16.	2009 Event Date and Location P3 NCER ORD US EPA http://es.epa.gov/ncer/p3/event_2009/09_date_loc.html	226	241	00:01:57
17.	2008 Expo and P3 Videos P3 NCER ORD US EPA http://es.epa.gov/ncer/p3/multimedia.html	214	232	00:03:35
18.	Frequently Asked Questions National Sustainable Design Expo P3 NCER ORD US EPA http://es.epa.gov/ncer/p3/expo/faq.html	206	211	00:02:56
19.	Forum P3 NCER ORD US EPA http://es.epa.gov/ncer/p3/forum/	201	251	00:02:13
20.	Information for Partners Info For P3 NCER ORD US EPA http://es.epa.gov/ncer/p3/info/partners.html	197	201	00:02:14
21.	2006 P3 Award Winners P3 Award Winners and Successes P3 NCER ORD US EPA http://es.epa.gov/ncer/p3/project_websites/2006/2006awardwinners.html	186	224	00:01:57
22.	Newsroom P3 NCER ORD US EPA http://es.epa.gov/ncer/p3/news.html	186	190	00:03:55
23.	Videos: Expo and P3 Overviews P3 NCER ORD US EPA http://es.epa.gov/ncer/p3/overviews.html	182	192	00:04:18
24.	Info for Co-Sponsors Information For P3 NCER ORD US EPA http://es.epa.gov/ncer/p3/info/cosponsors.html	182	194	00:02:27
25.	2007 P3 Award Winners P3 Award Winners and Successes P3 NCER ORD US EPA http://es.epa.gov/ncer/p3/project_websites/2007/2007awardwinners.html	179	195	00:04:57
26.	Logistics National Sustainable Design Expo P3 NCER ORD US EPA http://es.epa.gov/ncer/p3/expo/logistics.html	178	181	00:03:08
27.	Media Info For P3 NCER ORD US EPA http://es.epa.gov/ncer/p3/info/media.html	176	182	00:04:03
28.	Current Partners Information for Partners P3 NCER ORD US EPA http://es.epa.gov/ncer/p3/partners/	166	183	00:04:06
29.	Information For P3 NCER ORD US EPA http://es.epa.gov/ncer/p3/info/	164	179	00:02:33
30.	Additional Awards P3 Award Competition P3 NCER ORD US EPA http://es.epa.gov/ncer/p3/addawards.html	161	162	00:03:36

	Pages	Visits	Views	Average Time Viewed
31.	2008 National Expo Photo Gallery P3 NCER ORD US EPA http://es.epa.gov/ncer/p3/event_2008/event_photos/expo/expo.html	157	181	00:04:48
32.	2008 Expo and P3 Audio Files P3 NCER ORD US EPA http://es.epa.gov/ncer/p3/event_2008/audio_files/	154	166	00:04:28
33.	EPA: NCER: P3 Award: A National Student Design Competition for Sustainability focusing on People, Prosperity, and the Planet http://es.epa.gov/ncer/p3/designs_sustain_rfp.html	152	174	00:07:56
34.	Announcements and Discussion Area Information for P3 Teams P3 NCER ORD US EPA http://es.epa.gov/ncer/p3/event_2009/09_announcements.html	147	149	00:02:26
35.	Forms P3 NCER ORD US EPA http://es.epa.gov/ncer/P3/forms/	144	242	00:03:20
36.	Grant Recipients P3 NCER ORD US EPA http://es.epa.gov/ncer/p3/grantrecip.html	144	147	00:02:45
37.	Forms National Sustainable Design Expo P3 NCER ORD US EPA http://es.epa.gov/ncer/p3/expo/forms.html	137	154	00:04:26
38.	2007/2008 P3 Teams Past P3 Projects P3 NCER ORD US EPA http://es.epa.gov/ncer/p3/project_websites/2008/	135	160	00:03:01
39.	Other Sustainability Resources P3 NCER ORD US EPA http://es.epa.gov/ncer/p3/other/	133	146	00:03:42
40.	Contact Us P3 NCER ORD US EPA http://es.epa.gov/ncer/p3/contact.html	128	131	00:03:40
41.	Application Overview Phase I - P3 Grant Competition/Proof of Concept P3 NCER ORD US EPA http://es.epa.gov/ncer/p3/appoverview.html	115	121	00:02:44
42.	2007 National Expo Photo Gallery P3 NCER ORD US EPA http://es.epa.gov/ncer/p3/event_2007/event_photos/expo/expo.html	113	128	00:03:10
43.	Car Fueled With Biogas From Cow Manure: WWU Students Convert Methane Into Natural Gas Newsroom P3 NCER ORD US EPA http://es.epa.gov/ncer/p3/press/04_22_07.html	109	111	00:01:20

	Pages	Visits	Views	Average Time Viewed
44.	2005 Phase 2 Award Winners and Honorable Mentions 2006 Newsroom P3 NCER ORD US EPA http://es.epa.gov/ncer/p3/project_websites/2004_phase_2_project_websites.html	109	117	00:03:05
45.	P3 Newsroom Archive 2006 Newsroom P3 NCER ORD US EPA http://es.epa.gov/ncer/p3/press/	108	116	00:02:32
46.	Making Water Treatment Plants Sustainable P3 NCER ORD US EPA http://es.epa.gov/ncer/p3/success/lehigh.html	108	113	00:01:37
47.	Solicitation Opens Phase I - Project Development P3 NCER ORD US EPA http://es.epa.gov/ncer/p3/solopen.html	107	109	00:04:43
48.	Phase I - Project Development P3 NCER ORD US EPA http://es.epa.gov/ncer/p3/phaseIproof.html	104	106	00:02:32
49.	2005 Project Descriptions and Photos P3 NCER ORD US EPA http://es.epa.gov/ncer/p3/project_websites/2005/2005_phase_1_project_websites.html	102	105	00:01:49
50.	Phase II - P3 Award Winners P3 NCER ORD US EPA http://es.epa.gov/ncer/p3/award_winners.html	100	102	00:03:02
51.	2006 Award Ceremony Photo Gallery P3: People, Prosperity and the Planet Student Design Competition for Sustainability US EPA http://es.epa.gov/ncer/p3/event_2006/event_photos/awards/awards.html	100	104	00:04:38
52.	2006 P3 Competitors Photo Gallery P3 NCER ORD US EPA http://es.epa.gov/ncer/p3/event_2006/2006_competitors.html	100	107	00:04:41
53.	Greening the Campus: Improving the Environmental Performance of Buildings and Institutions P3 NCER ORD US EPA http://es.epa.gov/ncer/p3/success/oberlin.html	99	102	00:04:06
54.	2008 Event Date and Location P3 NCER ORD US EPA http://es.epa.gov/ncer/p3/event_2008/08_date_loc.html	98	103	00:00:41
55.	Sustainability Challenge Areas P3 NCER ORD US EPA http://es.epa.gov/ncer/p3/challengearea.html	98	100	00:02:17
56.	2006 Award Ceremony Agenda 2006 Newsroom P3 NCER ORD US EPA http://es.epa.gov/ncer/p3/press/awardagenda06.html	97	102	00:03:00

	Pages	Visits	Views	Average Time Viewed
57.	Knowing the Score Helps Students Save Energy P3 NCER ORD US EPA http://es.epa.gov/ncer/p3/success/oberlinfeature.html	96	99	00:05:08
58.	National Sustainable Design Expo Archive P3 NCER ORD US EPA http://es.epa.gov/ncer/p3/expo/expo_archive.html	95	97	00:04:31
59.	Judges P3 NCER ORD US EPA http://es.epa.gov/ncer/p3/judges.html	95	97	00:03:39
60.	Shedding Light on Clean Drinking Water P3 NCER ORD US EPA http://es.epa.gov/ncer/p3/success/berkeley.html	94	95	00:01:52
61.	Phase II - P3 Award Winners P3 NCER ORD US EPA http://es.epa.gov/ncer/p3/phase2follow.html	94	96	00:03:39
62.	2007 P3 Competitors Photo Gallery P3 NCER ORD US EPA http://es.epa.gov/ncer/p3/event_2007/event_photos/teams/2007_competitors.html	93	98	00:02:04
63.	Notification Phase I - Project Development P3 NCER ORD US EPA http://es.epa.gov/ncer/p3/notification.html	92	96	00:02:32
64.	EPA: P3 Award: Press Release http://es.epa.gov/ncer/p3/projects/	92	103	00:04:07
65.	2008 P3 Competitors Photo Gallery P3 NCER ORD US EPA http://es.epa.gov/ncer/p3/event_2008/event_photos/teams/2008_competitors.html	90	129	00:01:46
66.	2005 P3 Competitors P3 NCER ORD US EPA http://es.epa.gov/ncer/p3/project_photos/2005_competitors.html	89	92	00:02:26
67.	Photos of the 2005 National Expo Photo Gallery P3 NCER ORD US EPA http://es.epa.gov/ncer/p3/event_2005/event_photos/general_mall_photos/expo.html	87	95	00:04:00
68.	Resources P3 NCER ORD US EPA http://es.epa.gov/ncer/p3/resources.html	87	88	00:03:27
69.	Peer Review Phase I - Project Development P3 NCER ORD US EPA http://es.epa.gov/ncer/p3/peerreview.html	86	90	00:03:52
70.	Jeopardy! Quizzes America with Environmental Clues Newsroom Archive Newsroom P3 NCER ORD US EPA http://es.epa.gov/ncer/p3/press/05_07_07.html	86	88	00:03:10

	Pages	Visits	Views	Average Time Viewed
71.	2006 National Expo Photo Gallery P3: People, Prosperity and the Planet Student Design Competition for Sustainability US EPA http://es.epa.gov/ncer/p3/event_2006/event_photos/mall_event_general/expo.html	85	99	00:03:30
72.	2004 P3 Projects Past P3 Projects P3 NCER ORD US EPA http://es.epa.gov/ncer/p3/project_websites/2004_project_websites.html	83	86	00:02:13
73.	Past P3 Projects by Topic Past P3 Projects P3 NCER ORD US EPA http://es.epa.gov/ncer/p3/abtable1.html	82	83	00:03:32
74.	2008 Award Ceremony Photo Gallery P3 NCER ORD US EPA http://es.epa.gov/ncer/p3/event_2008/event_photos/awards/awards.html	80	90	00:03:14
75.	2005 In Process Project Photos P3 NCER ORD US EPA http://es.epa.gov/ncer/p3/project_photos/2005_projects.html	80	86	00:03:29
76.	Clarkson University Sustainable Design Team presenting research at National Design competition 2006 Newsroom P3 NCER ORD US EPA http://es.epa.gov/ncer/p3/press/may_10_2006wwti.html	80	81	00:02:09
77.	Competition Challenges Students to Develop Environmentally-Friendly Technology 2006 Newsroom P3 NCER ORD US EPA http://es.epa.gov/ncer/p3/press/may_19_2006v oa.html	79	80	00:02:44
78.	AAAS Research Programs Forum P3 NCER ORD US EPA http://es.epa.gov/ncer/p3/forum/aaas.html	79	80	00:04:45
79.	Senator Clinton Congratulates Clarkson University Students on Winning http://es.epa.gov/ncer/p3/press/may_11_2006hillary.html	79	80	00:01:58
80.	Judges Photo Photo Gallery P3 NCER ORD US EPA http://es.epa.gov/ncer/p3/event_2005/event_photos/judges/judges.html	77	81	00:03:49
81.	The Virtual World Lets Students Ponder How to Save Mother Earth Newsroom P3 NCER ORD US EPA http://es.epa.gov/ncer/p3/press/11_14_06.html	76	77	00:03:11

	Pages	Visits	Views	Average Time Viewed
82.	2006/2007 P3 Teams P3 NCER ORD US EPA http://es.epa.gov/ncer/p3/project_websites/2006/	76	80	00:02:28
83.	Eligibility P3 NCER ORD US EPA http://es.epa.gov/ncer/p3/eligibility/	75	80	00:04:29
84.	SU833524 2007/2008 P3 Teams P3 NCER ORD US EPA http://es.epa.gov/ncer/p3/event_2008/event_photos/teams/su833524/su833524.html	74	78	00:02:50
85.	Page Title P3 NCER ORD US EPA http://es.epa.gov/ncer/p3/awardplanet.html	74	75	00:04:31
86.	Judges 2006 P3 NCER ORD US EPA http://es.epa.gov/ncer/p3/info/judges06.html	72	73	00:01:32
87.	Student Engineering Group Wins Honorable http://es.epa.gov/ncer/p3/press/may_17_2006iowa.html	72	73	00:03:32
88.	Green Technology at the Sustainable Design http://es.epa.gov/ncer/p3/press/may_12_2006dawn.html	71	72	00:01:03
89.	2006 National Mall P3 Award Competition Agenda P3 NCER ORD US EPA http://es.epa.gov/ncer/p3/press/agenda06.html	70	72	00:01:15
90.	EPA P3 Award Winners Announced at the 2006 National Sustainable Design Expo 2006 Newsroom P3 NCER ORD US EPA http://es.epa.gov/ncer/p3/press/may_23_2006smart.html	70	71	00:01:41
91.	EPA: NCER: P3: People, Prosperity and the Planet Student Design Competition for Sustainability: A National Student Design Competition for Sustainability focusing on People, Prosperity, and the Planet http://es.epa.gov/ncer/p3/designs_sustainable_rfp_2005.html	70	72	00:06:53
92.	Green Dorm Project snags \$75,000 2006 Newsroom P3 NCER ORD US EPA http://es.epa.gov/ncer/p3/press/may_19_2006stanford.html	70	71	00:01:09
93.	First National Sustainable Design Expo to Showcase Innovative 'Green Technology' 2006 Newsroom P3 NCER ORD US EPA http://es.epa.gov/ncer/p3/press/may_04w_2006.html	70	71	00:01:48

	Pages	Visits	Views	Average Time Viewed
94.	"Growing" Buildings 2006 Newsroom P3 NCER ORD US EPA http://es.epa.gov/ncer/p3/press/may_14_2006.html	70	71	00:01:23
95.	SU833524 2008 Project Descriptions P3 NCER ORD US EPA http://es.epa.gov/ncer/p3/project_websites/2008/su833524.html	69	70	00:03:09
96.	Publications P3 NCER ORD US EPA http://es.epa.gov/ncer/p3/publications.html	69	70	00:03:29
97.	SU832486 2005 Project Descriptions and Photos P3 NCER ORD US EPA http://es.epa.gov/ncer/p3/project_websites/2005/su832486.html	68	69	00:00:55
98.	Stanford Researchers are Awarded \$75,000 http://es.epa.gov/ncer/p3/press/may_21_2006stanford.html	68	70	00:01:45
99.	Following Up - Good Work: For People and Planet 2006 Newsroom P3 NCER ORD US EPA http://es.epa.gov/ncer/p3/press/may_18_2006.html	67	68	00:01:51
100.	SU832490 2005 Project Descriptions and Photos P3 NCER ORD US EPA http://es.epa.gov/ncer/p3/project_websites/2005/su832490.html	67	68	00:01:39
101.	SU832489 2005 Project Descriptions and Photos P3 NCER ORD US EPA http://es.epa.gov/ncer/p3/project_websites/2005/su832489.html	67	68	00:01:36
102.	Looking to the sky for a water supply 2006 Newsroom P3 NCER ORD US EPA http://es.epa.gov/ncer/p3/press/april_16_2006north.html	67	68	00:01:00
103.	Good Work: For People and Planet 2006 Newsroom P3 NCER ORD US EPA http://es.epa.gov/ncer/p3/press/may_11_2006.html	67	69	00:02:46
104.	National Sustainable Design Expo Highlights Student Work 2006 Newsroom P3 NCER ORD US EPA http://es.epa.gov/ncer/p3/press/may_12_2006voa.html	67	68	00:01:36
105.	SU832510 2005 Project Descriptions and Photos P3 NCER ORD US EPA http://es.epa.gov/ncer/p3/project_websites/2005/su832510.html	67	68	00:02:34

	Pages	Visits	Views	Average Time Viewed
■ 106.	Student Group Tests Solar Greenhouse Energy Efficiency Newsroom P3 NCER ORD US EPA http://es.epa.gov/ncer/p3/press/04_26_07_mtimes.html	67	69	00:02:53
■ 107.	SU832503 2005 Project Descriptions and Photos P3 NCER ORD US EPA http://es.epa.gov/ncer/p3/project_websites/2005/su832503.html	66	67	00:01:17
■ 108.	Students Work on Ideas for 'People, Prosperity and the Planet' 2006 Newsroom P3 NCER ORD US EPA http://es.epa.gov/ncer/p3/press/may_21_2006voa.html	66	67	00:01:09
■ 109.	See the Future Today 2006 Newsroom P3 NCER ORD US EPA http://es.epa.gov/ncer/p3/press/may_01_2006.html	66	67	00:02:13
■ 110.	2006 National Sustainable Design Expo - May 9-10, 2006 2006 Newsroom P3 NCER ORD US EPA http://es.epa.gov/ncer/p3/press/may_5_2006asph.html	66	68	00:01:51
■ 111.	University Teams Earn Sustainable Design Prizes - Biomethane Car And Learning Barge Among The Projects On The National Mall Newsroom P3 NCER ORD US EPA http://es.epa.gov/ncer/p3/press/04_26_07_msnbc.html	66	67	00:03:20
■ 112.	Going for the Gold with Green Technology 2006 Newsroom P3 NCER ORD US EPA http://es.epa.gov/ncer/p3/press/may_11_2006epa.html	66	67	00:01:57
■ 113.	Employment Resources Forum P3 NCER ORD US EPA http://es.epa.gov/ncer/p3/forum/employ.html	66	67	00:08:01
■ 114.	SU832509 2005 Project Descriptions and Photos P3 NCER ORD US EPA http://es.epa.gov/ncer/p3/project_websites/2005/su832509.html	65	66	00:01:57
■ 115.	SU832488 2005 Project Descriptions and Photos P3 NCER ORD US EPA http://es.epa.gov/ncer/p3/project_websites/2005/su832488.html	65	66	00:03:11
■ 116.	2005 Photo Gallery P3 NCER ORD US EPA http://es.epa.gov/ncer/p3/event_2005/event_photos/award_ceremony/awards.html	65	68	00:03:17

	Pages	Visits	Views	Average Time Viewed
117.	SU832505 2005 Project Descriptions and Photos P3 NCER ORD US EPA http://es.epa.gov/ncer/p3/project_websites/2005/su832505.html	65	66	00:02:29
118.	As Earth Day Approaches, Sustainable Design Teams Gear Up for Annual P3 Competition 2006 Newsroom P3 NCER ORD US EPA http://es.epa.gov/ncer/p3/press/april_20_2006ansi.html	65	66	00:02:06
119.	SU833562 2008 Project Descriptions P3 NCER ORD US EPA http://es.epa.gov/ncer/p3/project_websites/2008/su833562.html	65	66	00:03:49
120.	SU832484 2005 Project Descriptions and Photos P3 NCER ORD US EPA http://es.epa.gov/ncer/p3/project_websites/2005/su832484.html	65	66	00:02:15
121.	SU832495 2005 Project Descriptions and Photos P3 NCER ORD US EPA http://es.epa.gov/ncer/p3/project_websites/2005/su832495.html	65	66	00:01:32
122.	SU833553 2007/2008 P3 Teams P3 NCER ORD US EPA http://es.epa.gov/ncer/p3/event_2008/event_photos/teams/su833553/su833553.html	64	67	00:03:57
123.	SU832487 2005 Project Descriptions and Photos P3 NCER ORD US EPA http://es.epa.gov/ncer/p3/project_websites/2005/su832487.html	64	65	00:01:56
124.	SU832474 2005 Project Descriptions and Photos P3 NCER ORD US EPA http://es.epa.gov/ncer/p3/project_websites/2005/su832474.html	64	65	00:01:19
125.	SU832494 2005 Project Descriptions and Photos P3 NCER ORD US EPA http://es.epa.gov/ncer/p3/project_websites/2005/su832494.html	64	65	00:01:57
126.	CLOSED-LOOP BIODIESEL PRODUCTION AMONG WINNERS AT NATIONAL SUSTAINABLE DESIGN EXPO 2006 Newsroom P3 NCER ORD US EPA http://es.epa.gov/ncer/p3/press/may_11_2006esi.html	63	65	00:02:10
127.	SU832512 2005 Project Descriptions and Photos P3 NCER ORD US EPA http://es.epa.gov/ncer/p3/project_websites/2005/su832512.html	63	64	00:02:01

	Pages	Visits	Views	Average Time Viewed
■ 128.	SU833521 2008 Project Descriptions P3 NCER ORD US EPA http://es.epa.gov/ncer/p3/project_websites/2008/su833521.html	63	64	00:01:50
■ 129.	SU832504 2005 Project Descriptions and Photos P3 NCER ORD US EPA http://es.epa.gov/ncer/p3/project_websites/2005/su832504.html	63	64	00:01:45
■ 130.	SU832480 2005 Project Descriptions and Photos P3 NCER ORD US EPA http://es.epa.gov/ncer/p3/project_websites/2005/su832480.html	63	64	00:01:30
■ 131.	People - Education Phase II - P3 Award Winners P3: People, Prosperity and the Planet Student Design Competition for Sustainability US EPA http://es.epa.gov/ncer/p3/awardededucation.html	63	64	00:03:58
■ 132.	National Sustainable Design Expo Co-Sponsors Information For P3 NCER ORD US EPA http://es.epa.gov/ncer/p3/info/cosponsors_archive.html	62	63	00:02:49
■ 133.	SU832478 2005 Project Descriptions and Photos P3 NCER ORD US EPA http://es.epa.gov/ncer/p3/project_websites/2005/su832478.html	62	63	00:01:33
■ 134.	EPA Sustainability Programs P3 NCER ORD US EPA http://es.epa.gov/ncer/p3/epa/	62	64	00:04:23
■ 135.	Students Step it up for Sustainability 2006 Newsroom P3 NCER ORD US EPA http://es.epa.gov/ncer/p3/press/june_28_2006_ord.html	62	63	00:01:43
■ 136.	U-M Team Earns National EPA Honor 2006 Newsroom P3 NCER ORD US EPA http://es.epa.gov/ncer/p3/press/june_9_2006um.html	62	63	00:01:46
■ 137.	Students shine at sustainable design contest Six university teams win EPA awards, dozens participated on National Mall 2006 Newsroom P3 NCER ORD US EPA http://es.epa.gov/ncer/p3/press/may_12_2006.html	61	63	00:01:03
■ 138.	Prosperity - Small Business Phase II - P3 Award Winners P3 NCER ORD US EPA http://es.epa.gov/ncer/p3/awardsmallbiz.html	61	64	00:02:47

	Pages	Visits	Views	Average Time Viewed
139.	Speaker's Biographies Awards Ceremony 2006 Newsroom P3 NCER ORD US EPA http://es.epa.gov/ncer/p3/press/awardsbios.html	61	62	00:04:33
140.	SU832492 2005 Project Descriptions and Photos P3 NCER ORD US EPA http://es.epa.gov/ncer/p3/project_websites/2005/su832492.html	61	62	00:01:16
141.	National Sustainable Design Expo featuring EPA's P3 Award 2006 Newsroom P3 NCER ORD US EPA http://es.epa.gov/ncer/p3/press/may_9_2006nae.html	61	62	00:02:30
142.	SU832493 2005 Project Descriptions and Photos P3 NCER ORD US EPA http://es.epa.gov/ncer/p3/project_websites/2005/su832493.html	61	62	00:01:09
143.	SU832514 2005 Project Descriptions and Photos P3 NCER ORD US EPA http://es.epa.gov/ncer/p3/project_websites/2005/su832514.html	61	62	00:01:23
144.	SU833528 2008 Project Descriptions P3 NCER ORD US EPA http://es.epa.gov/ncer/p3/project_websites/2008/su833528.html	60	62	00:04:00
145.	SU832498 2005 Project Descriptions and Photos P3 NCER ORD US EPA http://es.epa.gov/ncer/p3/project_websites/2005/su832498.html	60	61	00:01:50
146.	Green Technology: Use Less Resources and Increase Profits 2006 Newsroom P3 NCER ORD US EPA http://es.epa.gov/ncer/p3/press/may_03_2006.html	60	61	00:02:33
147.	P3: People, Prosperity and the Planet 2006 Newsroom P3 NCER ORD US EPA http://es.epa.gov/ncer/p3/press/may_15_2006fed.html	60	61	00:01:57
148.	NEWS RELEASE P3 NCER ORD US EPA http://es.epa.gov/ncer/p3/press/archive/news_release_051705.html	59	60	00:02:50
149.	SU832481 2005 Project Descriptions and Photos P3 NCER ORD US EPA http://es.epa.gov/ncer/p3/project_websites/2005/su832481.html	59	60	00:01:08
150.	EPA: P3: People, Prosperity and the Planet Student Design Competition for Sustainability: Information for Faculty http://es.epa.gov/ncer/p3/info/faculty.html	59	60	00:09:31

	Pages	Visits	Views	Average Time Viewed
151.	SU833551 2008 Project Descriptions P3 NCER ORD US EPA http://es.epa.gov/ncer/p3/project_websites/2008/su833551.html	59	60	00:02:53
152.	Judging Criteria P3 NCER ORD US EPA http://es.epa.gov/ncer/p3/judgingcriteria.html	59	60	00:02:08
153.	Students Showcase Green Designs for the Planet Newsroom P3 NCER ORD US EPA http://es.epa.gov/ncer/p3/press/04_27_07_voa.html	58	59	00:03:05
154.	SU833518 2008 Project Descriptions P3 NCER ORD US EPA http://es.epa.gov/ncer/p3/project_websites/2008/su833518.html	58	59	00:03:11
155.	Media Archive Info For P3 NCER ORD US EPA http://es.epa.gov/ncer/p3/info/media_archive.html	58	59	00:03:22
156.	SU833522 2008 Project Descriptions P3 NCER ORD US EPA http://es.epa.gov/ncer/p3/project_websites/2008/su833522.html	58	59	00:04:31
157.	Sustainable Design Expo Newsroom P3 NCER ORD US EPA http://es.epa.gov/ncer/p3/press/04_25_07.html	58	60	00:05:02
158.	SU832506 2005 Project Descriptions and Photos P3 NCER ORD US EPA http://es.epa.gov/ncer/p3/project_websites/2005/su832506.html	58	59	00:01:53
159.	SU832485 2005 Project Descriptions and Photos P3 NCER ORD US EPA http://es.epa.gov/ncer/p3/project_websites/2005/su832485.html	57	58	00:01:56
160.	SU833520 2008 Project Descriptions P3 NCER ORD US EPA http://es.epa.gov/ncer/p3/project_websites/2008/su833520.html	57	58	00:02:32
161.	SU833931 2009 Project Descriptions P3 NCER ORD US EPA http://es.epa.gov/ncer/p3/project_websites/2009/su833931.html	57	58	00:04:54
162.	SU833553 2008 Project Descriptions P3 NCER ORD US EPA http://es.epa.gov/ncer/p3/project_websites/2008/su833553.html	57	59	00:01:55

	Pages	Visits	Views	Average Time Viewed
163.	SU832499 2005 Project Descriptions and Photos P3 NCER ORD US EPA http://es.epa.gov/ncer/p3/project_websites/2005/su832499.html	57	58	00:02:23
164.	Student Group Tests Solar Greenhouse Energy Efficiency Newsroom P3 NCER ORD US EPA http://es.epa.gov/ncer/p3/press/04_16_07.html	57	60	00:02:13
165.	SU832477 2005 Project Descriptions and Photos P3 NCER ORD US EPA http://es.epa.gov/ncer/p3/project_websites/2005/su832477.html	57	58	00:02:01
166.	SU832482 2005 Project Descriptions and Photos P3 NCER ORD US EPA http://es.epa.gov/ncer/p3/project_websites/2005/su832482.html	57	58	00:01:07
167.	SU833561 2008 Project Descriptions P3 NCER ORD US EPA http://es.epa.gov/ncer/p3/project_websites/2008/su833561.html	56	57	00:04:00
168.	SU833547 2008 Project Descriptions P3 NCER ORD US EPA http://es.epa.gov/ncer/p3/project_websites/2008/su833547.html	56	57	00:03:04
169.	EPA: P3: People, Prosperity and the Planet Student Design Competition for Sustainability: Information for P3 Teams http://es.epa.gov/ncer/p3/info/team.html	56	57	00:03:36
170.	SU832476 2005 Project Descriptions and Photos P3 NCER ORD US EPA http://es.epa.gov/ncer/p3/project_websites/2005/su832476.html	56	57	00:01:23
171.	SU832491 2005 Project Descriptions and Photos P3 NCER ORD US EPA http://es.epa.gov/ncer/p3/project_websites/2005/su832491.html	56	57	00:01:37
172.	SU832479 2005 Project Descriptions and Photos P3 NCER ORD US EPA http://es.epa.gov/ncer/p3/project_websites/2005/su832479.html	55	56	00:01:18
173.	SU832497 2005 Project Descriptions and Photos P3 NCER ORD US EPA http://es.epa.gov/ncer/p3/project_websites/2005/su832497.html	55	56	00:00:59
174.	SU833541 2008 Project Descriptions P3 NCER ORD US EPA http://es.epa.gov/ncer/p3/project_websites/2008/su833541.html	55	56	00:02:50

	Pages	Visits	Views	Average Time Viewed
175.	Western Wins \$75,000 Grant - EPA Grant To Bolster Biogas Refinery Built By Students Newsroom P3 NCER ORD US EPA http://es.epa.gov/ncer/p3/press/05_01_07_western.html	55	56	00:02:21
176.	Students' Designs Provide Look into Future Newsroom P3 NCER ORD US EPA http://es.epa.gov/ncer/p3/press/04_26_07_voa.html	55	56	00:02:45
177.	SU833518 2007/2008 P3 Teams P3 NCER ORD US EPA http://es.epa.gov/ncer/p3/event_2008/event_photos/teams/su833518/su833518.html	55	57	00:02:09
178.	SU832475 2005 Project Descriptions and Photos P3 NCER ORD US EPA http://es.epa.gov/ncer/p3/project_websites/2005/su832475.html	55	56	00:01:38
179.	Lynden Cows Fuel WWU Vehicle Newsroom P3 NCER ORD US EPA http://es.epa.gov/ncer/p3/press/05_02_07_lynden.html	55	56	00:02:40
180.	SU833543 2008 Project Descriptions P3 NCER ORD US EPA http://es.epa.gov/ncer/p3/project_websites/2008/su833543.html	54	55	00:02:09
181.	SU833537 2007/2008 P3 Teams P3 NCER ORD US EPA http://es.epa.gov/ncer/p3/event_2008/event_photos/teams/su833537/su833537.html	54	57	00:02:04
182.	SU832502 2005 Project Descriptions and Photos P3 NCER ORD US EPA http://es.epa.gov/ncer/p3/project_websites/2005/su832502.html	54	55	00:02:14
183.	SU833517 2008 Project Descriptions P3 NCER ORD US EPA http://es.epa.gov/ncer/p3/project_websites/2008/su833517.html	54	55	00:02:35
184.	Soundings - Biomethane Project Could Help Planet Newsroom P3 NCER ORD US EPA http://es.epa.gov/ncer/p3/press/04_22_07_olympian.html	54	55	00:02:02
185.	SU833539 2008 Project Descriptions P3 NCER ORD US EPA http://es.epa.gov/ncer/p3/project_websites/2008/su833539.html	54	55	00:03:17
186.	SU832500 2005 Project Descriptions and Photos P3 NCER ORD US EPA http://es.epa.gov/ncer/p3/project_websites/2005/su832500.html	54	55	00:01:23

	Pages	Visits	Views	Average Time Viewed
187.	SU832511 2005 Project Descriptions and Photos P3 NCER ORD US EPA http://es.epa.gov/ncer/p3/project_websites/2005/su832511.html	53	54	00:02:08
188.	SU833529 2008 Project Descriptions P3 NCER ORD US EPA http://es.epa.gov/ncer/p3/project_websites/2008/su833529.html	53	54	00:03:29
189.	SU832496 2005 Project Descriptions and Photos P3 NCER ORD US EPA http://es.epa.gov/ncer/p3/project_websites/2005/su832496.html	53	54	00:00:55
190.	SU832512 2005 Project Descriptions and Photos P3 NCER ORD US EPA http://es.epa.gov/ncer/p3/event_2006/su832512/su832512.html	53	56	00:04:02
191.	Illinois Team Is A Winner In EPA Competition Newsroom P3 NCER ORD US EPA http://es.epa.gov/ncer/p3/press/05_01_07_uuic.html	53	54	00:03:14
192.	SU833548 2008 Project Descriptions P3 NCER ORD US EPA http://es.epa.gov/ncer/p3/project_websites/2008/su833548.html	53	54	00:03:43
193.	SU833538 2008 Project Descriptions P3 NCER ORD US EPA http://es.epa.gov/ncer/p3/project_websites/2008/su833538.html	53	54	00:04:12
194.	2006-2007 Project Descriptions and Photos P3 NCER ORD US EPA http://es.epa.gov/ncer/p3/project_websites/2006/project_websites.html	53	54	00:02:53
195.	SU833554 2008 Project Descriptions P3 NCER ORD US EPA http://es.epa.gov/ncer/p3/project_websites/2008/su833554.html	53	54	00:02:13
196.	SU833512 2007/2008 P3 Teams P3 NCER ORD US EPA http://es.epa.gov/ncer/p3/event_2008/event_photos/teams/su833512/su833512.html	53	55	00:03:35
197.	SU832508 2005 Project Descriptions and Photos P3 NCER ORD US EPA http://es.epa.gov/ncer/p3/project_websites/2005/su832508.html	53	54	00:01:25
198.	SU832501 2005 Project Descriptions and Photos P3 NCER ORD US EPA http://es.epa.gov/ncer/p3/project_websites/2005/su832501.html	53	54	00:01:34

	Pages	Visits	Views	Average Time Viewed
199.	U of I Students Develop Water Filtration with Global Implications 2007 Newsroom P3 NCER ORD US EPA http://es.epa.gov/ncer/p3/press/06_02_07.html	52	54	00:01:14
200.	SU833918 2009 Project Descriptions P3 NCER ORD US EPA http://es.epa.gov/ncer/p3/project_websites/2009/su833918.html	52	53	00:02:16
Subtotal for rows: 1 - 200		-	25,084	-
Other		-	26,801	-
Total		-	51,885	-

items 1-200 of 1167

Pages

	Pages	Average Time to Serve (ms)
1.	P3 NCER ORD US EPA http://es.epa.gov/ncer/P3/	0
2.	National Sustainable Design Expo 2008 P3 NCER ORD US EPA http://es.epa.gov/ncer/p3/expo/expo_2008.html	0
3.	National Sustainable Design Expo P3 NCER ORD US EPA http://es.epa.gov/ncer/p3/expo/	0
4.	2008/2009 P3 Teams P3 NCER ORD US EPA http://es.epa.gov/ncer/p3/current/	0
5.	Basic Information P3 NCER ORD US EPA http://es.epa.gov/ncer/p3/fact_sheet.html	0
6.	Information for P3 Teams P3 NCER ORD US EPA http://es.epa.gov/ncer/p3/teams/	0
7.	How to Apply Phase I - Project Development P3 NCER ORD US EPA http://es.epa.gov/ncer/p3/apply/	0
8.	Photo Gallery P3 NCER ORD US EPA http://es.epa.gov/ncer/p3/photo.html	0
9.	P3 Award Winners P3 NCER ORD US EPA http://es.epa.gov/ncer/p3/success/	0
10.	2008 P3 Award Winners P3 Award Winners and Successes P3 NCER ORD US EPA http://es.epa.gov/ncer/p3/project_websites/2008/2008awardwinners.html	0

	Pages	Average Time to Serve (ms)
11.	P3 and Other Awards Ceremony P3 NCER ORD US EPA http://es.epa.gov/ncer/p3/ceremony/	0
12.	Past P3 Projects P3 NCER ORD US EPA http://es.epa.gov/ncer/p3/past/	0
13.	2007 Award Ceremony Photo Gallery P3 NCER ORD US EPA http://es.epa.gov/ncer/p3/event_2007/event_photos/awards/awards.html	0
14.	Draft Schedule of Events National Sustainable Design Expo P3 NCER ORD US EPA http://es.epa.gov/ncer/p3/expo/events.html	0
15.	Info for Exhibitors Information For P3 NCER ORD US EPA http://es.epa.gov/ncer/p3/become_exhibitor.html	0
16.	2009 Event Date and Location P3 NCER ORD US EPA http://es.epa.gov/ncer/p3/event_2009/09_date_loc.html	0
17.	2008 Expo and P3 Videos P3 NCER ORD US EPA http://es.epa.gov/ncer/p3/multimedia.html	0
18.	Frequently Asked Questions National Sustainable Design Expo P3 NCER ORD US EPA http://es.epa.gov/ncer/p3/expo/faq.html	0
19.	Forum P3 NCER ORD US EPA http://es.epa.gov/ncer/p3/forum/	0
20.	Information for Partners Info For P3 NCER ORD US EPA http://es.epa.gov/ncer/p3/info/partners.html	0
21.	2006 P3 Award Winners P3 Award Winners and Successes P3 NCER ORD US EPA http://es.epa.gov/ncer/p3/project_websites/2006/2006awardwinners.html	0
22.	Newsroom P3 NCER ORD US EPA http://es.epa.gov/ncer/p3/news.html	0
23.	Videos: Expo and P3 Overviews P3 NCER ORD US EPA http://es.epa.gov/ncer/p3/overviews.html	0
24.	Info for Co-Sponsors Information For P3 NCER ORD US EPA http://es.epa.gov/ncer/p3/info/cosponsors.html	0

	Pages	Average Time to Serve (ms)
25.	2007 P3 Award Winners P3 Award Winners and Successes P3 NCER ORD US EPA http://es.epa.gov/ncer/p3/project_websites/2007/2007awardwinners.html	0
26.	Logistics National Sustainable Design Expo P3 NCER ORD US EPA http://es.epa.gov/ncer/p3/expo/logistics.html	0
27.	Media Info For P3 NCER ORD US EPA http://es.epa.gov/ncer/p3/info/media.html	0
28.	Current Partners Information for Partners P3 NCER ORD US EPA http://es.epa.gov/ncer/p3/partners/	0
29.	Information For P3 NCER ORD US EPA http://es.epa.gov/ncer/p3/info/	0
30.	Additional Awards P3 Award Competition P3 NCER ORD US EPA http://es.epa.gov/ncer/p3/addawards.html	0
31.	2008 National Expo Photo Gallery P3 NCER ORD US EPA http://es.epa.gov/ncer/p3/event_2008/event_photos/expo/expo.html	0
32.	2008 Expo and P3 Audio Files P3 NCER ORD US EPA http://es.epa.gov/ncer/p3/event_2008/audio_files/	0
33.	EPA: NCER: P3 Award: A National Student Design Competition for Sustainability focusing on People, Prosperity, and the Planet http://es.epa.gov/ncer/p3/designs_sustain_rfp.html	0
34.	Announcements and Discussion Area Information for P3 Teams P3 NCER ORD US EPA http://es.epa.gov/ncer/p3/event_2009/09_announcements.html	0
35.	Forms P3 NCER ORD US EPA http://es.epa.gov/ncer/P3/forms/	0
36.	Grant Recipients P3 NCER ORD US EPA http://es.epa.gov/ncer/p3/grantrecip.html	0
37.	Forms National Sustainable Design Expo P3 NCER ORD US EPA http://es.epa.gov/ncer/p3/expo/forms.html	0

	Pages	Average Time to Serve (ms)
38.	2007/2008 P3 Teams Past P3 Projects P3 NCER ORD US EPA http://es.epa.gov/ncer/p3/project_websites/2008/	0
39.	Other Sustainability Resources P3 NCER ORD US EPA http://es.epa.gov/ncer/p3/other/	0
40.	Contact Us P3 NCER ORD US EPA http://es.epa.gov/ncer/p3/contact.html	0
41.	Application Overview Phase I - P3 Grant Competition/Proof of Concept P3 NCER ORD US EPA http://es.epa.gov/ncer/p3/appoverview.html	0
42.	2007 National Expo Photo Gallery P3 NCER ORD US EPA http://es.epa.gov/ncer/p3/event_2007/event_photos/expo/expo.html	0
43.	Car Fueled With Biogas From Cow Manure: WWU Students Convert Methane Into Natural Gas Newsroom P3 NCER ORD US EPA http://es.epa.gov/ncer/p3/press/04_22_07.html	0
44.	2005 Phase 2 Award Winners and Honorable Mentions 2006 Newsroom P3 NCER ORD US EPA http://es.epa.gov/ncer/p3/project_websites/2004_phase_2_project_websites.html	0
45.	P3 Newsroom Archive 2006 Newsroom P3 NCER ORD US EPA http://es.epa.gov/ncer/p3/press/	0
46.	Making Water Treatment Plants Sustainable P3 NCER ORD US EPA http://es.epa.gov/ncer/p3/success/lehigh.html	0
47.	Solicitation Opens Phase I - Project Development P3 NCER ORD US EPA http://es.epa.gov/ncer/p3/solopen.html	0
48.	Phase I - Project Development P3 NCER ORD US EPA http://es.epa.gov/ncer/p3/phaseIproof.html	0
49.	2005 Project Descriptions and Photos P3 NCER ORD US EPA http://es.epa.gov/ncer/p3/project_websites/2005/2005_phase_1_project_websites.html	0
50.	Phase II - P3 Award Winners P3 NCER ORD US EPA http://es.epa.gov/ncer/p3/award_winners.html	0

	Pages	Average Time to Serve (ms)
51.	2006 Award Ceremony Photo Gallery P3: People, Prosperity and the Planet Student Design Competition for Sustainability US EPA http://es.epa.gov/ncer/p3/event_2006/event_photos/awards/awards.html	0
52.	2006 P3 Competitors Photo Gallery P3 NCER ORD US EPA http://es.epa.gov/ncer/p3/event_2006/2006_competitors.html	0
53.	Greening the Campus: Improving the Environmental Performance of Buildings and Institutions P3 NCER ORD US EPA http://es.epa.gov/ncer/p3/success/oberlin.html	0
54.	2008 Event Date and Location P3 NCER ORD US EPA http://es.epa.gov/ncer/p3/event_2008/08_date_loc.html	0
55.	Sustainability Challenge Areas P3 NCER ORD US EPA http://es.epa.gov/ncer/p3/challengearea.html	0
56.	2006 Award Ceremony Agenda 2006 Newsroom P3 NCER ORD US EPA http://es.epa.gov/ncer/p3/press/awardagenda06.html	0
57.	Knowing the Score Helps Students Save Energy P3 NCER ORD US EPA http://es.epa.gov/ncer/p3/success/oberlinfeature.html	0
58.	National Sustainable Design Expo Archive P3 NCER ORD US EPA http://es.epa.gov/ncer/p3/expo/expo_archive.html	0
59.	Judges P3 NCER ORD US EPA http://es.epa.gov/ncer/p3/judges.html	0
60.	Shedding Light on Clean Drinking Water P3 NCER ORD US EPA http://es.epa.gov/ncer/p3/success/berkeley.html	0
61.	Phase II - P3 Award Winners P3 NCER ORD US EPA http://es.epa.gov/ncer/p3/phase2follow.html	0
62.	2007 P3 Competitors Photo Gallery P3 NCER ORD US EPA http://es.epa.gov/ncer/p3/event_2007/event_photos/teams/2007_competitors.html	0
63.	Notification Phase I - Project Development P3 NCER ORD US EPA http://es.epa.gov/ncer/p3/notification.html	0

	Pages	Average Time to Serve (ms)
64.	EPA: P3 Award: Press Release http://es.epa.gov/ncer/p3/projects/	0
65.	2008 P3 Competitors Photo Gallery P3 NCER ORD US EPA http://es.epa.gov/ncer/p3/event_2008/event_photos/teams/2008_competitors.html	0
66.	2005 P3 Competitors P3 NCER ORD US EPA http://es.epa.gov/ncer/p3/project_photos/2005_competitors.html	0
67.	Photos of the 2005 National Expo Photo Gallery P3 NCER ORD US EPA http://es.epa.gov/ncer/p3/event_2005/event_photos/general_mall_photos/expo.html	0
68.	Resources P3 NCER ORD US EPA http://es.epa.gov/ncer/p3/resources.html	0
69.	Peer Review Phase I - Project Development P3 NCER ORD US EPA http://es.epa.gov/ncer/p3/peerreview.html	0
70.	Jeopardy! Quizzes America with Environmental Clues Newsroom Archive Newsroom P3 NCER ORD US EPA http://es.epa.gov/ncer/p3/press/05_07_07.html	0
71.	2006 National Expo Photo Gallery P3: People, Prosperity and the Planet Student Design Competition for Sustainability US EPA http://es.epa.gov/ncer/p3/event_2006/event_photos/mall_event_general/expo.html	0
72.	2004 P3 Projects Past P3 Projects P3 NCER ORD US EPA http://es.epa.gov/ncer/p3/project_websites/2004_project_websites.html	0
73.	Past P3 Projects by Topic Past P3 Projects P3 NCER ORD US EPA http://es.epa.gov/ncer/p3/abtable1.html	0
74.	2008 Award Ceremony Photo Gallery P3 NCER ORD US EPA http://es.epa.gov/ncer/p3/event_2008/event_photos/awards/awards.html	0
75.	2005 In Process Project Photos P3 NCER ORD US EPA http://es.epa.gov/ncer/p3/project_photos/2005_projects.html	0
76.	Clarkson University Sustainable Design Team presenting research at National Design competition 2006 Newsroom P3 NCER ORD US EPA http://es.epa.gov/ncer/p3/press/may_10_2006wwti.html	0

	Pages	Average Time to Serve (ms)
77.	Competition Challenges Students to Develop Environmentally-Friendly Technology 2006 Newsroom P3 NCER ORD US EPA http://es.epa.gov/ncer/p3/press/may_19_2006v oa.html	0
78.	AAAS Research Programs Forum P3 NCER ORD US EPA http://es.epa.gov/ncer/p3/forum/aaas.html	0
79.	Senator Clinton Congratulates Clarkson University Students on Winning http://es.epa.gov/ncer/p3/press/may_11_2006h illary.html	0
80.	Judges Photo Photo Gallery P3 NCER ORD US EPA http://es.epa.gov/ncer/p3/event_2005/ event_photos/judges/judges.html	0
81.	The Virtual World Lets Students Ponder How to Save Mother Earth Newsroom P3 NCER ORD US EPA http://es.epa.gov/ncer/p3/press/11_14_06.html	0
82.	2006/2007 P3 Teams P3 NCER ORD US EPA http://es.epa.gov/ncer/p3/project_websites/ 2006/	0
83.	Eligibility P3 NCER ORD US EPA http://es.epa.gov/ncer/p3/eligibility/	0
84.	SU833524 2007/2008 P3 Teams P3 NCER ORD US EPA http://es.epa.gov/ncer/p3/event_2008/ event_photos/teams/su833524/su833524.html	0
85.	Page Title P3 NCER ORD US EPA http://es.epa.gov/ncer/p3/awardplanet.html	0
86.	Judges 2006 P3 NCER ORD US EPA http://es.epa.gov/ncer/p3/info/judges06.html	0
87.	Student Engineering Group Wins Honorable http://es.epa.gov/ncer/p3/press/may_17_2006i owa.html	0
88.	Green Technology at the Sustainable Design http://es.epa.gov/ncer/p3/press/may_12_2006d own.html	0
89.	2006 National Mall P3 Award Competition Agenda P3 NCER ORD US EPA http://es.epa.gov/ncer/p3/press/agenda06.html	0

	Pages	Average Time to Serve (ms)
90.	EPA P3 Award Winners Announced at the 2006 National Sustainable Design Expo 2006 Newsroom P3 NCER ORD US EPA http://es.epa.gov/ncer/p3/press/may_23_2006smart.html	0
91.	EPA: NCER: P3: People, Prosperity and the Planet Student Design Competition for Sustainability: A National Student Design Competition for Sustainability focusing on People, Prosperity, and the Planet http://es.epa.gov/ncer/p3/designs_sustain_rfp_2005.html	0
92.	Green Dorm Project snags \$75,000 2006 Newsroom P3 NCER ORD US EPA http://es.epa.gov/ncer/p3/press/may_19_2006stanford.html	0
93.	First National Sustainable Design Expo to Showcase Innovative 'Green Technology' 2006 Newsroom P3 NCER ORD US EPA http://es.epa.gov/ncer/p3/press/may_04w_2006.html	0
94.	"Growing" Buildings 2006 Newsroom P3 NCER ORD US EPA http://es.epa.gov/ncer/p3/press/may_14_2006.html	0
95.	SU833524 2008 Project Descriptions P3 NCER ORD US EPA http://es.epa.gov/ncer/p3/project_websites/2008/su833524.html	0
96.	Publications P3 NCER ORD US EPA http://es.epa.gov/ncer/p3/publications.html	0
97.	SU832486 2005 Project Descriptions and Photos P3 NCER ORD US EPA http://es.epa.gov/ncer/p3/project_websites/2005/su832486.html	0
98.	Stanford Researchers are Awarded \$75,000 http://es.epa.gov/ncer/p3/press/may_21_2006stanford.html	0
99.	Following Up - Good Work: For People and Planet 2006 Newsroom P3 NCER ORD US EPA http://es.epa.gov/ncer/p3/press/may_18_2006.html	0
100.	SU832490 2005 Project Descriptions and Photos P3 NCER ORD US EPA http://es.epa.gov/ncer/p3/project_websites/2005/su832490.html	0

	Pages	Average Time to Serve (ms)
■ 101.	SU832489 2005 Project Descriptions and Photos P3 NCER ORD US EPA http://es.epa.gov/ncer/p3/project_websites/2005/su832489.html	0
■ 102.	Looking to the sky for a water supply 2006 Newsroom P3 NCER ORD US EPA http://es.epa.gov/ncer/p3/press/april_16_2006north.html	0
■ 103.	Good Work: For People and Planet 2006 Newsroom P3 NCER ORD US EPA http://es.epa.gov/ncer/p3/press/may_11_2006.html	0
■ 104.	National Sustainable Design Expo Highlights Student Work 2006 Newsroom P3 NCER ORD US EPA http://es.epa.gov/ncer/p3/press/may_12_2006voa.html	0
■ 105.	SU832510 2005 Project Descriptions and Photos P3 NCER ORD US EPA http://es.epa.gov/ncer/p3/project_websites/2005/su832510.html	0
■ 106.	Student Group Tests Solar Greenhouse Energy Efficiency Newsroom P3 NCER ORD US EPA http://es.epa.gov/ncer/p3/press/04_26_07_mtimes.html	0
■ 107.	SU832503 2005 Project Descriptions and Photos P3 NCER ORD US EPA http://es.epa.gov/ncer/p3/project_websites/2005/su832503.html	0
■ 108.	Students Work on Ideas for 'People, Prosperity and the Planet' 2006 Newsroom P3 NCER ORD US EPA http://es.epa.gov/ncer/p3/press/may_21_2006voa.html	0
■ 109.	See the Future Today 2006 Newsroom P3 NCER ORD US EPA http://es.epa.gov/ncer/p3/press/may_01_2006.html	0
■ 110.	2006 National Sustainable Design Expo - May 9-10, 2006 2006 Newsroom P3 NCER ORD US EPA http://es.epa.gov/ncer/p3/press/may_5_2006asph.html	0
■ 111.	University Teams Earn Sustainable Design Prizes - Biomethane Car And Learning Barge Among The Projects On The National Mall Newsroom P3 NCER ORD US EPA http://es.epa.gov/ncer/p3/press/04_26_07_msnbc.html	0

	Pages	Average Time to Serve (ms)
112.	Going for the Gold with Green Technology 2006 Newsroom P3 NCER ORD US EPA http://es.epa.gov/ncer/p3/press/may_11_2006_eпа.html	0
113.	Employment Resources Forum P3 NCER ORD US EPA http://es.epa.gov/ncer/p3/forum/employ.html	0
114.	SU832509 2005 Project Descriptions and Photos P3 NCER ORD US EPA http://es.epa.gov/ncer/p3/project_websites/2005/su832509.html	0
115.	SU832488 2005 Project Descriptions and Photos P3 NCER ORD US EPA http://es.epa.gov/ncer/p3/project_websites/2005/su832488.html	0
116.	2005 Photo Gallery P3 NCER ORD US EPA http://es.epa.gov/ncer/p3/event_2005/event_photos/award_ceremony/awards.html	0
117.	SU832505 2005 Project Descriptions and Photos P3 NCER ORD US EPA http://es.epa.gov/ncer/p3/project_websites/2005/su832505.html	0
118.	As Earth Day Approaches, Sustainable Design Teams Gear Up for Annual P3 Competition 2006 Newsroom P3 NCER ORD US EPA http://es.epa.gov/ncer/p3/press/april_20_2006ansi.html	0
119.	SU833562 2008 Project Descriptions P3 NCER ORD US EPA http://es.epa.gov/ncer/p3/project_websites/2008/su833562.html	0
120.	SU832484 2005 Project Descriptions and Photos P3 NCER ORD US EPA http://es.epa.gov/ncer/p3/project_websites/2005/su832484.html	0
121.	SU832495 2005 Project Descriptions and Photos P3 NCER ORD US EPA http://es.epa.gov/ncer/p3/project_websites/2005/su832495.html	0
122.	SU833553 2007/2008 P3 Teams P3 NCER ORD US EPA http://es.epa.gov/ncer/p3/event_2008/event_photos/teams/su833553/su833553.html	0
123.	SU832487 2005 Project Descriptions and Photos P3 NCER ORD US EPA http://es.epa.gov/ncer/p3/project_websites/2005/su832487.html	0

	Pages	Average Time to Serve (ms)
124.	SU832474 2005 Project Descriptions and Photos P3 NCER ORD US EPA http://es.epa.gov/ncer/p3/project_websites/2005/su832474.html	0
125.	SU832494 2005 Project Descriptions and Photos P3 NCER ORD US EPA http://es.epa.gov/ncer/p3/project_websites/2005/su832494.html	0
126.	CLOSED-LOOP BIODIESEL PRODUCTION AMONG WINNERS AT NATIONAL SUSTAINABLE DESIGN EXPO 2006 Newsroom P3 NCER ORD US EPA http://es.epa.gov/ncer/p3/press/may_11_2006_esi.html	0
127.	SU832512 2005 Project Descriptions and Photos P3 NCER ORD US EPA http://es.epa.gov/ncer/p3/project_websites/2005/su832512.html	0
128.	SU833521 2008 Project Descriptions P3 NCER ORD US EPA http://es.epa.gov/ncer/p3/project_websites/2008/su833521.html	0
129.	SU832504 2005 Project Descriptions and Photos P3 NCER ORD US EPA http://es.epa.gov/ncer/p3/project_websites/2005/su832504.html	0
130.	SU832480 2005 Project Descriptions and Photos P3 NCER ORD US EPA http://es.epa.gov/ncer/p3/project_websites/2005/su832480.html	0
131.	People - Education Phase II - P3 Award Winners P3: People, Prosperity and the Planet Student Design Competition for Sustainability US EPA http://es.epa.gov/ncer/p3/awardededucation.html	0
132.	National Sustainable Design Expo Co-Sponsors Information For P3 NCER ORD US EPA http://es.epa.gov/ncer/p3/info/cosponsors_archive.html	0
133.	SU832478 2005 Project Descriptions and Photos P3 NCER ORD US EPA http://es.epa.gov/ncer/p3/project_websites/2005/su832478.html	0
134.	EPA Sustainability Programs P3 NCER ORD US EPA http://es.epa.gov/ncer/p3/epa/	0

	Pages	Average Time to Serve (ms)
135.	Students Step it up for Sustainability 2006 Newsroom P3 NCER ORD US EPA http://es.epa.gov/ncer/p3/press/june_28_2006ord.html	0
136.	U-M Team Earns National EPA Honor 2006 Newsroom P3 NCER ORD US EPA http://es.epa.gov/ncer/p3/press/june_9_2006um.html	0
137.	Students shine at sustainable design contest Six university teams win EPA awards, dozens participated on National Mall 2006 Newsroom P3 NCER ORD US EPA http://es.epa.gov/ncer/p3/press/may_12_2006.html	0
138.	Prosperity - Small Business Phase II - P3 Award Winners P3 NCER ORD US EPA http://es.epa.gov/ncer/p3/awardsmallbiz.html	0
139.	Speaker's Biographies Awards Ceremony 2006 Newsroom P3 NCER ORD US EPA http://es.epa.gov/ncer/p3/press/awardsbios.html	0
140.	SU832492 2005 Project Descriptions and Photos P3 NCER ORD US EPA http://es.epa.gov/ncer/p3/project_websites/2005/su832492.html	0
141.	National Sustainable Design Expo featuring EPA's P3 Award 2006 Newsroom P3 NCER ORD US EPA http://es.epa.gov/ncer/p3/press/may_9_2006nae.html	0
142.	SU832493 2005 Project Descriptions and Photos P3 NCER ORD US EPA http://es.epa.gov/ncer/p3/project_websites/2005/su832493.html	0
143.	SU832514 2005 Project Descriptions and Photos P3 NCER ORD US EPA http://es.epa.gov/ncer/p3/project_websites/2005/su832514.html	0
144.	SU833528 2008 Project Descriptions P3 NCER ORD US EPA http://es.epa.gov/ncer/p3/project_websites/2008/su833528.html	0
145.	SU832498 2005 Project Descriptions and Photos P3 NCER ORD US EPA http://es.epa.gov/ncer/p3/project_websites/2005/su832498.html	0

	Pages	Average Time to Serve (ms)
■ 146.	Green Technology: Use Less Resources and Increase Profits 2006 Newsroom P3 NCER ORD US EPA http://es.epa.gov/ncer/p3/press/may_03_2006.html	0
■ 147.	P3: People, Prosperity and the Planet 2006 Newsroom P3 NCER ORD US EPA http://es.epa.gov/ncer/p3/press/may_15_2006fed.html	0
■ 148.	NEWS RELEASE P3 NCER ORD US EPA http://es.epa.gov/ncer/p3/press/archive/news_release_051705.html	0
■ 149.	SU832481 2005 Project Descriptions and Photos P3 NCER ORD US EPA http://es.epa.gov/ncer/p3/project_websites/2005/su832481.html	0
■ 150.	EPA: P3: People, Prosperity and the Planet Student Design Competition for Sustainability: Information for Faculty http://es.epa.gov/ncer/p3/info/faculty.html	0
■ 151.	SU833551 2008 Project Descriptions P3 NCER ORD US EPA http://es.epa.gov/ncer/p3/project_websites/2008/su833551.html	0
■ 152.	Judging Criteria P3 NCER ORD US EPA http://es.epa.gov/ncer/p3/judgingcriteria.html	0
■ 153.	Students Showcase Green Designs for the Planet Newsroom P3 NCER ORD US EPA http://es.epa.gov/ncer/p3/press/04_27_07_voa.html	0
■ 154.	SU833518 2008 Project Descriptions P3 NCER ORD US EPA http://es.epa.gov/ncer/p3/project_websites/2008/su833518.html	0
■ 155.	Media Archive Info For P3 NCER ORD US EPA http://es.epa.gov/ncer/p3/info/media_archive.html	0
■ 156.	SU833522 2008 Project Descriptions P3 NCER ORD US EPA http://es.epa.gov/ncer/p3/project_websites/2008/su833522.html	0
■ 157.	Sustainable Design Expo Newsroom P3 NCER ORD US EPA http://es.epa.gov/ncer/p3/press/04_25_07.html	0

	Pages	Average Time to Serve (ms)
158.	SU832506 2005 Project Descriptions and Photos P3 NCER ORD US EPA http://es.epa.gov/ncer/p3/project_websites/2005/su832506.html	0
159.	SU832485 2005 Project Descriptions and Photos P3 NCER ORD US EPA http://es.epa.gov/ncer/p3/project_websites/2005/su832485.html	0
160.	SU833520 2008 Project Descriptions P3 NCER ORD US EPA http://es.epa.gov/ncer/p3/project_websites/2008/su833520.html	0
161.	SU833931 2009 Project Descriptions P3 NCER ORD US EPA http://es.epa.gov/ncer/p3/project_websites/2009/su833931.html	0
162.	SU833553 2008 Project Descriptions P3 NCER ORD US EPA http://es.epa.gov/ncer/p3/project_websites/2008/su833553.html	0
163.	SU832499 2005 Project Descriptions and Photos P3 NCER ORD US EPA http://es.epa.gov/ncer/p3/project_websites/2005/su832499.html	0
164.	Student Group Tests Solar Greenhouse Energy Efficiency Newsroom P3 NCER ORD US EPA http://es.epa.gov/ncer/p3/press/04_16_07.html	0
165.	SU832477 2005 Project Descriptions and Photos P3 NCER ORD US EPA http://es.epa.gov/ncer/p3/project_websites/2005/su832477.html	0
166.	SU832482 2005 Project Descriptions and Photos P3 NCER ORD US EPA http://es.epa.gov/ncer/p3/project_websites/2005/su832482.html	0
167.	SU833561 2008 Project Descriptions P3 NCER ORD US EPA http://es.epa.gov/ncer/p3/project_websites/2008/su833561.html	0
168.	SU833547 2008 Project Descriptions P3 NCER ORD US EPA http://es.epa.gov/ncer/p3/project_websites/2008/su833547.html	0
169.	EPA: P3: People, Prosperity and the Planet Student Design Competition for Sustainability: Information for P3 Teams http://es.epa.gov/ncer/p3/info/team.html	0

	Pages	Average Time to Serve (ms)
170.	SU832476 2005 Project Descriptions and Photos P3 NCER ORD US EPA http://es.epa.gov/ncer/p3/project_websites/2005/su832476.html	0
171.	SU832491 2005 Project Descriptions and Photos P3 NCER ORD US EPA http://es.epa.gov/ncer/p3/project_websites/2005/su832491.html	0
172.	SU832479 2005 Project Descriptions and Photos P3 NCER ORD US EPA http://es.epa.gov/ncer/p3/project_websites/2005/su832479.html	0
173.	SU832497 2005 Project Descriptions and Photos P3 NCER ORD US EPA http://es.epa.gov/ncer/p3/project_websites/2005/su832497.html	0
174.	SU833541 2008 Project Descriptions P3 NCER ORD US EPA http://es.epa.gov/ncer/p3/project_websites/2008/su833541.html	0
175.	Western Wins \$75,000 Grant - EPA Grant To Bolster Biogas Refinery Built By Students Newsroom P3 NCER ORD US EPA http://es.epa.gov/ncer/p3/press/05_01_07_western.html	0
176.	Students' Designs Provide Look into Future Newsroom P3 NCER ORD US EPA http://es.epa.gov/ncer/p3/press/04_26_07_voa.html	0
177.	SU833518 2007/2008 P3 Teams P3 NCER ORD US EPA http://es.epa.gov/ncer/p3/event_2008/event_photos/teams/su833518/su833518.html	0
178.	SU832475 2005 Project Descriptions and Photos P3 NCER ORD US EPA http://es.epa.gov/ncer/p3/project_websites/2005/su832475.html	0
179.	Lynden Cows Fuel WWU Vehicle Newsroom P3 NCER ORD US EPA http://es.epa.gov/ncer/p3/press/05_02_07_lynden.html	0
180.	SU833543 2008 Project Descriptions P3 NCER ORD US EPA http://es.epa.gov/ncer/p3/project_websites/2008/su833543.html	0
181.	SU833537 2007/2008 P3 Teams P3 NCER ORD US EPA http://es.epa.gov/ncer/p3/event_2008/event_photos/teams/su833537/su833537.html	0

	Pages	Average Time to Serve (ms)
182.	SU832502 2005 Project Descriptions and Photos P3 NCER ORD US EPA http://es.epa.gov/ncer/p3/project_websites/2005/su832502.html	0
183.	SU833517 2008 Project Descriptions P3 NCER ORD US EPA http://es.epa.gov/ncer/p3/project_websites/2008/su833517.html	0
184.	Soundings - Biomethane Project Could Help Planet Newsroom P3 NCER ORD US EPA http://es.epa.gov/ncer/p3/press/04_22_07_olympian.html	0
185.	SU833539 2008 Project Descriptions P3 NCER ORD US EPA http://es.epa.gov/ncer/p3/project_websites/2008/su833539.html	0
186.	SU832500 2005 Project Descriptions and Photos P3 NCER ORD US EPA http://es.epa.gov/ncer/p3/project_websites/2005/su832500.html	0
187.	SU832511 2005 Project Descriptions and Photos P3 NCER ORD US EPA http://es.epa.gov/ncer/p3/project_websites/2005/su832511.html	0
188.	SU833529 2008 Project Descriptions P3 NCER ORD US EPA http://es.epa.gov/ncer/p3/project_websites/2008/su833529.html	0
189.	SU832496 2005 Project Descriptions and Photos P3 NCER ORD US EPA http://es.epa.gov/ncer/p3/project_websites/2005/su832496.html	0
190.	SU832512 2005 Project Descriptions and Photos P3 NCER ORD US EPA http://es.epa.gov/ncer/p3/event_2006/su832512/su832512.html	0
191.	Illinois Team Is A Winner In EPA Competition Newsroom P3 NCER ORD US EPA http://es.epa.gov/ncer/p3/press/05_01_07_uuic.html	0
192.	SU833548 2008 Project Descriptions P3 NCER ORD US EPA http://es.epa.gov/ncer/p3/project_websites/2008/su833548.html	0
193.	SU833538 2008 Project Descriptions P3 NCER ORD US EPA http://es.epa.gov/ncer/p3/project_websites/2008/su833538.html	0

	Pages	Average Time to Serve (ms)
194.	2006-2007 Project Descriptions and Photos P3 NCER ORD US EPA http://es.epa.gov/ncer/p3/project_websites/2006/project_websites.html	0
195.	SU833554 2008 Project Descriptions P3 NCER ORD US EPA http://es.epa.gov/ncer/p3/project_websites/2008/su833554.html	0
196.	SU833512 2007/2008 P3 Teams P3 NCER ORD US EPA http://es.epa.gov/ncer/p3/event_2008/event_photos/teams/su833512/su833512.html	0
197.	SU832508 2005 Project Descriptions and Photos P3 NCER ORD US EPA http://es.epa.gov/ncer/p3/project_websites/2005/su832508.html	0
198.	SU832501 2005 Project Descriptions and Photos P3 NCER ORD US EPA http://es.epa.gov/ncer/p3/project_websites/2005/su832501.html	0
199.	U of I Students Develop Water Filtration with Global Implications 2007 Newsroom P3 NCER ORD US EPA http://es.epa.gov/ncer/p3/press/06_02_07.html	0
200.	SU833918 2009 Project Descriptions P3 NCER ORD US EPA http://es.epa.gov/ncer/p3/project_websites/2009/su833918.html	0
	Subtotal for rows: 1 - 200	-
	Other	-
	Total	-

items 1-200 of 1167

Pages - Help Card



Column Definitions

Pages

Any displayed page. You can specify for each profile the types of files that qualify as a page. These settings can be changed by the WebTrends administrator.

Visits

Number of visits to this page. A visit is a series of actions that begins when a visitor views the first page from the server, and ends when the visitor leaves the site or remains idle beyond the idle-time limit. The default idle-time limit is thirty minutes. This time limit can be changed by the system administrator.

Views

Number of times this page was viewed by visitors.

Average Time Viewed

Average length of time the specified page was viewed. (The format is hh:mm:ss - hours:minutes:seconds.)

Average Time to Serve

Average amount of time (in milliseconds) it took to serve each document during the specified time interval. The time to serve spans from the time the server got a page request until it transmitted all the data.

Note: Zero values in this column probably indicates that your web server is not logging Time to Serve information.



Report Descriptions

Pages with good content and design are more likely to attract visitors and be revisited. Less popular pages on a site can be made more appealing by improving the content or incorporating design elements similar to that on the more important pages. Always remember that people are far more interested in content than in design, and average view times can help determine which content is most important to your visitors.

Content Groups

This report identifies the most popular groups of web site pages and how often they were visited.

Content Groups by Visits Trend

No data is available for this graph.

Content Groups by Visits

No data is available for this graph.

Content Groups

No data is available for this table.

Content Groups - Help Card



Column Definitions

Content Group

A defined group of web pages with specific things in common, such as the same types of products, services, or information.

Visits

Number of visits where the visitor viewed at least one page in the specified content group. A visit is a series of actions that begins when a visitor views their first page from the server, and ends when the visitor leaves the site or remains idle beyond the idle-time limit. The default idle-time limit is thirty minutes. This time limit can be changed by the system administrator.

Hits

Each file requested by a visitor registers as a hit. There can be several hits on each page. While the volume of hits reflects the amount of server traffic, it is not an accurate reflection of the number of pages viewed.



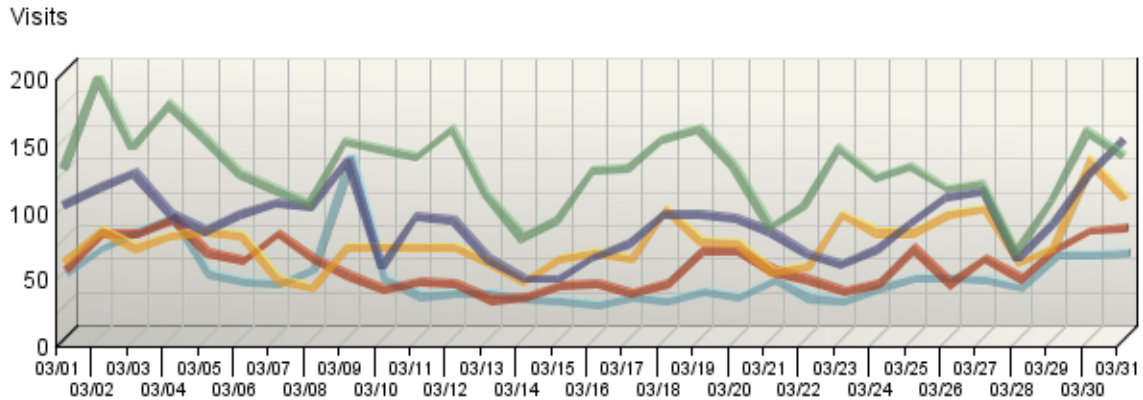
Report Descriptions

The information on this page can show you which content groups were most popular. This will reveal the reasons people visit your web site, and what is most interesting and least interesting to them.

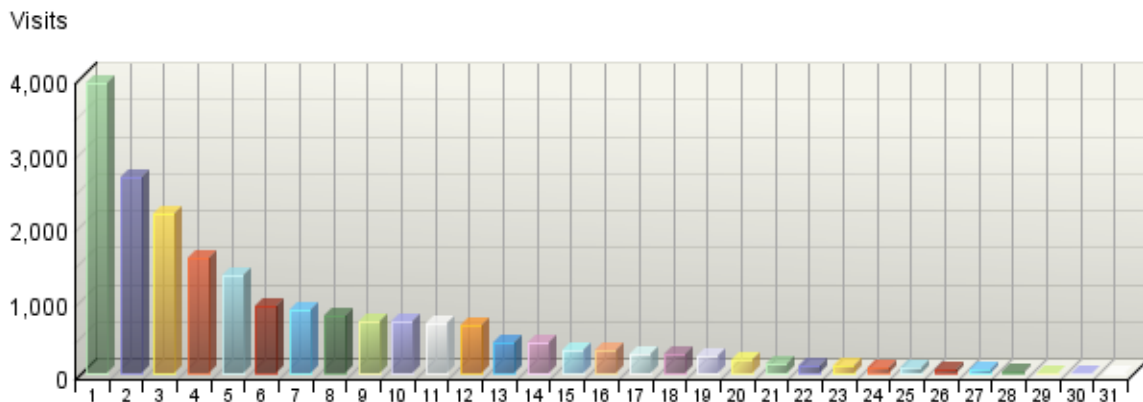
Directories

This report lists the most commonly accessed directories on your web site. This information can help determine the types of data most often requested.

Directories by Visits Trend



Directories by Visits



Directories

	Path To Directory	Visits	Hits	Kbytes Transferred
1.	http://es.epa.gov/ncer/p3/	3,916	8,773	157,099
2.	http://es.epa.gov/ncer/p3/project_websites	2,662	12,830	166,375
3.	http://es.epa.gov/ncer/p3/expo	2,149	3,444	201,313
4.	http://es.epa.gov/ncer/p3/press	1,570	5,526	501,439

	Path To Directory	Visits	Hits	Kbytes Transferred
5.	http://es.epa.gov/ncer/p3/event_2008	1,317	4,165	40,300
6.	http://es.epa.gov/ncer/p3/event_2006	905	3,446	23,656
7.	http://es.epa.gov/ncer/p3/event_2007	870	3,656	35,880
8.	http://es.epa.gov/ncer/p3/project_photos	782	4,086	32,247
9.	http://es.epa.gov/ncer/p3/current	706	749	32,188
10.	http://es.epa.gov/ncer/p3/event_2005	692	3,455	12,757
11.	http://es.epa.gov/ncer/p3/info	679	1,162	16,710
12.	http://es.epa.gov/ncer/p3/success	660	2,413	192,874
13.	http://es.epa.gov/ncer/p3/teams	417	479	7,764
14.	http://es.epa.gov/ncer/p3/forum	408	618	33,203
15.	http://es.epa.gov/ncer/p3/event_2009	305	396	4,559
16.	http://es.epa.gov/ncer/p3/apply	303	344	4,481
17.	http://es.epa.gov/ncer/p3/ceremony	265	288	3,756
18.	http://es.epa.gov/ncer/p3/past	264	285	2,918
19.	http://es.epa.gov/ncer/P3/forms	246	396	37,634
20.	http://es.epa.gov/ncer/p3/partners	193	210	2,038
21.	http://es.epa.gov/ncer/p3/other	133	146	3,475
22.	http://es.epa.gov/ncer/p3/photos_2006	102	913	8,737
23.	http://es.epa.gov/ncer/p3/projects	92	103	1,265
24.	http://es.epa.gov/ncer/p3/eligibility	75	80	530
25.	http://es.epa.gov/ncer/p3/multimedia	68	293	1,451,965
26.	http://es.epa.gov/ncer/p3/epa	62	64	1,128
27.	http://es.epa.gov/ncer/p3recipients	61	93	605
28.	http://es.epa.gov/ncer/p3/archive	31	31	442
29.	http://es.epa.gov/ncer/p3/images	11	13	0
30.	http://es.epa.gov/stats	2	5	2,719
31.	http://es.epa.gov/	1	1	28
Total		-	58,463	2,980,069

items 1-31 of 31

Directories - Help Card



Column Definitions

Path to Directory

The full URL path to the directory being analyzed.

Visits

Number of visits to pages within the specified directory. A visit is a series of actions that begins when a visitor views their first page from the server, and ends when the visitor leaves the site or remains idle beyond the idle-time limit. The default idle-time limit is thirty minutes. This time limit can be changed by the system administrator.

Hits

Each file requested by a visitor registers as a hit. There can be several hits on each page. While the volume of hits reflects the amount of server traffic, it is not an accurate reflection of the number of pages viewed.

Kbytes Transferred

Number of kilobytes of data transferred by the server from the specified directory to your visitors.



Report Descriptions

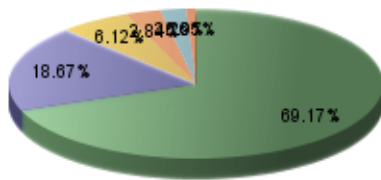
This report indicates the content visitors are most interested in. Use this information to determine which content areas to develop further, which areas to focus on less, and how you can arrange your content most effectively. If the table is sorted by kilobytes of data transferred, this page reveals what kind of data the server spends the most time transferring, and may suggest different ways to organize your data, or different ways to distribute the server load if you have more than one server.

Files Dashboard

This displays key graphs and tables that provide an overview of the Files chapter. When viewing through the on-demand interface, you can click on the title of a graph or table to navigate to the corresponding page.

Accessed File Types by Files

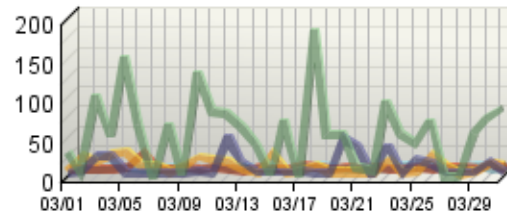
Files



- html
- htm
- pdf
- scc
- js
- Other

Downloaded Files Trend

Downloads



- /ncer/p3/success/...
- /ncer/p3/expo/eater...
- /ncer/p3/expo/p3pu...
- /ncer/P3/p3_factsh...
- /ncer/p3/expo/2008...

Uploaded Files

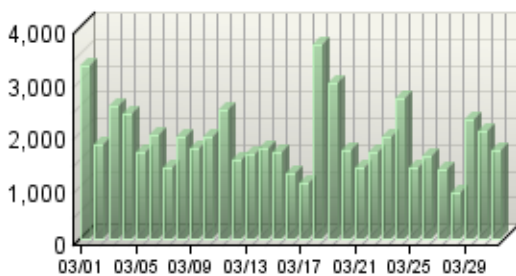
No data is available for this graph.

Hit Summary

Successful Hits for Entire Site	58,463
Average Hits per Day	1,885
Home Page Hits	2,787

Hits Trend

Hits

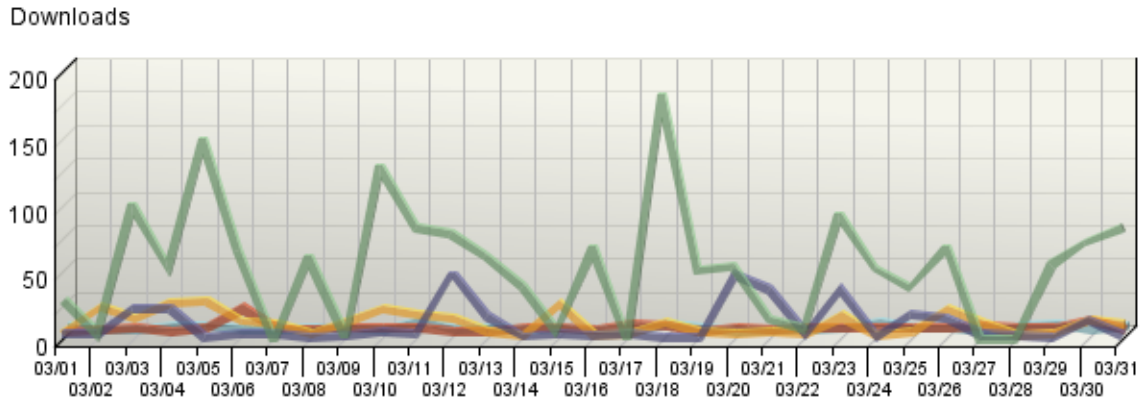


- Hits

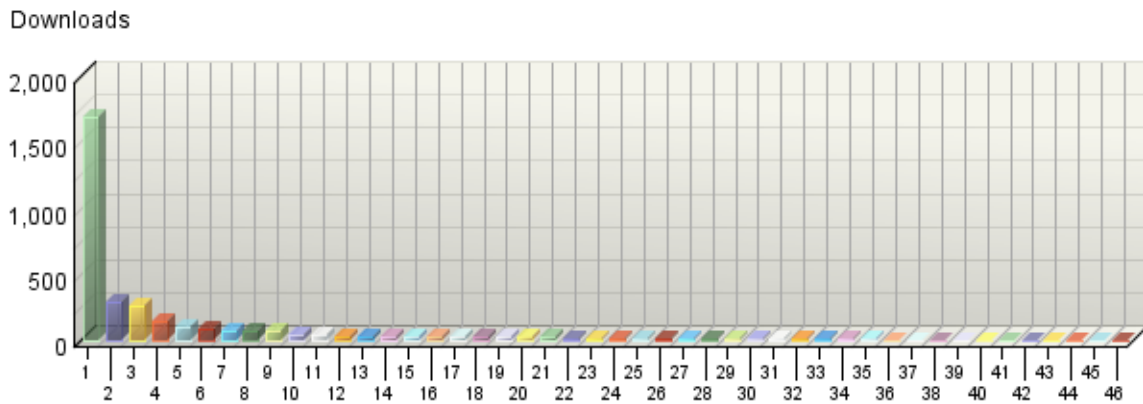
Downloaded Files

This report identifies the most popular files downloaded from your site.

Downloaded Files Trend



Downloaded Files



Downloaded Files

	Downloaded Files	Downloads	% Downloads	Visits
1.	http://es.epa.gov/ncer/p3/success/michigan.pdf	1,689	49.62%	137
2.	http://es.epa.gov/ncer/p3/expo/p3publicbook041607.pdf	288	8.46%	63
3.	http://es.epa.gov/ncer/p3/expo/2008_P3_expoprogramguide.pdf	268	7.87%	70

	Downloaded Files	Downloads	% Downloads	Visits
4.	http://es.epa.gov/ncer/p3/expo/eateriesparking.pdf	143	4.20%	117
5.	http://es.epa.gov/ncer/P3/p3_factsheet.pdf	104	3.06%	100
6.	http://es.epa.gov/ncer/p3/forms/project_report_instructions2009.pdf	92	2.70%	79
7.	http://es.epa.gov/ncer/p3/press/highcountypress.pdf	80	2.35%	51
8.	http://es.epa.gov/ncer/p3/flyer2.pdf	71	2.09%	67
9.	http://es.epa.gov/ncer/p3/flyer1.pdf	68	2.00%	66
10.	http://es.epa.gov/ncer/p3/forum/forms/nsde_waiver010408.pdf	42	1.23%	41
11.	http://es.epa.gov/ncer/p3/p3_comp_draft_schedule_2005.pdf	37	1.09%	37
12.	http://es.epa.gov/ncer/p3/expo/judgingschedule.pdf	35	1.03%	35
13.	http://es.epa.gov/ncer/p3/p3_flyer_2005.pdf	34	1.00%	34
14.	http://es.epa.gov/ncer/p3/expo/agenda.pdf	33	0.97%	32
15.	http://es.epa.gov/ncer/p3/forum/forms/2008_final_instructions.pdf	33	0.97%	30
16.	http://es.epa.gov/ncer/p3/p3_comp_alt_accomodations_2005.pdf	30	0.88%	29
17.	http://es.epa.gov/ncer/p3/p3_comp_transp_hotel_info_2005.pdf	25	0.73%	25
18.	http://es.epa.gov/ncer/p3/forum/forms/media_release010408.doc	25	0.73%	25
19.	http://es.epa.gov/ncer/p3/current/instructions.pdf	23	0.68%	23
20.	http://es.epa.gov/ncer/p3/event_2008/08_program_tc.pdf	22	0.65%	22
21.	http://es.epa.gov/ncer/p3/forum/forms/media_release010408.pdf	22	0.65%	22
22.	http://es.epa.gov/ncer/p3/forum/forms/poster_instructions.pdf	19	0.56%	19
23.	http://es.epa.gov/ncer/P3/teams/p3_final.pdf	18	0.53%	17
24.	http://es.epa.gov/ncer/p3/forum/forms/nsde_waiver010408.doc	18	0.53%	18
25.	http://es.epa.gov/ncer/p3/forum/forms/poster_instructions.doc	17	0.50%	17
26.	http://es.epa.gov/ncer/p3/p3_poster.pdf	17	0.50%	17
27.	http://es.epa.gov/ncer/p3/forum/forms/2008_final_instructions.doc	15	0.44%	15
28.	http://es.epa.gov/ncer/p3/teams/p3infopackage31907.pdf	14	0.41%	14
29.	http://es.epa.gov/ncer/p3/forms/poster_instructions2009.doc	14	0.41%	8

	Downloaded Files	Downloads	% Downloads	Visits
30.	http://es.epa.gov/ncer/p3/Number_Assignments.pdf	14	0.41%	14
31.	http://es.epa.gov/ncer/P3/p3_update.pdf	13	0.38%	13
32.	http://es.epa.gov/ncer/p3/forms/2005p3forms.pdf	12	0.35%	12
33.	http://es.epa.gov/ncer/p3/PosterInstructions.pdf	10	0.29%	9
34.	http://es.epa.gov/ncer/p3/info/solardec101005.pdf	10	0.29%	10
35.	http://es.epa.gov/ncer/p3/expo/arrivalprocedures.pdf	9	0.26%	8
36.	http://es.epa.gov/ncer/p3/p3_final_report_instructions.pdf	6	0.18%	6
37.	http://es.epa.gov/ncer/p3/p3_flyer_2005_version2.pdf	6	0.18%	6
38.	http://es.epa.gov/ncer/p3/forms/media_release2009.pdf	6	0.18%	5
39.	http://es.epa.gov/ncer/p3/forms/media_release2009.doc	6	0.18%	4
40.	http://es.epa.gov/ncer/p3/forms/nsde_waiver2009.pdf	4	0.12%	4
41.	http://es.epa.gov/ncer/p3/forms/poster_instructions2009.pdf	4	0.12%	4
42.	http://es.epa.gov/stats/ncer/p3/p3_feb09.pdf	3	0.09%	1
43.	http://es.epa.gov/ncer/p3/forms/2004p3forms.pdf	2	0.06%	2
44.	http://es.epa.gov/ncer/p3/forms/nsde_waiver2009.doc	1	0.03%	1
45.	http://es.epa.gov/ncer/p3/info/solardec101405.pdf	1	0.03%	1
46.	http://es.epa.gov/ncer/p3/press/growingbuildings.mp3	1	0.03%	1
Total		3,404	100.00%	1,331

items 1-46 of 46

Downloaded Files - Help Card



Column Definitions

Files

The path and filename of the file being analyzed.

Downloads

Number of times the specified file was downloaded by a visitor. If an error occurred during a transfer, the transfer is not counted. Note that downloaded PDF files may cause an inflated count. See KnowledgeBase article NETIQKB2494 for more information.

Visits

Number of visits that accessed the specified files. A visit is a series of actions that begins when a visitor views their first page from the server, and ends when the visitor leaves the site or remains idle beyond the idle-time limit. The default idle-time limit is thirty minutes. This time limit can be changed by the system administrator.



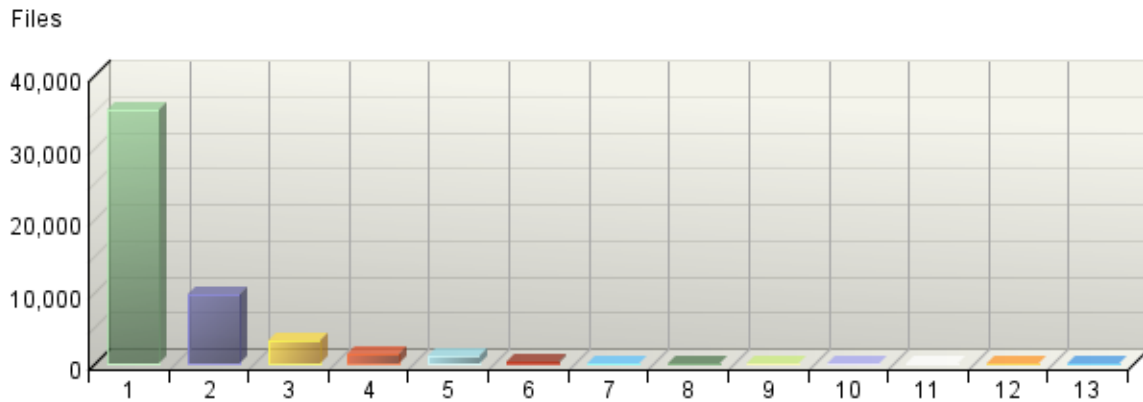
Report Descriptions

This information shows you the most popular downloadable files on your web site. Files that don't appear on the list, or appear low on the list, may require maintenance such as decreasing the file size, improving link placement, or elimination to make room for more popular content.

Accessed File Types

This report identifies the types of files accessed on your site and the total number of kilobytes of data transferred for each file type. Cached requests and erred hits are excluded from the totals.

Accessed File Types by Files



Accessed File Types

	File Type	Files	% Files	Kbytes Transferred
■ 1.	html	35,094	69.17%	581,375
■ 2.	htm	9,472	18.67%	43,431
■ 3.	pdf	3,105	6.12%	589,766
■ 4.	scc	1,439	2.84%	462
■ 5.	js	1,146	2.26%	3,935
■ 6.	mp4	329	0.65%	1,693,431
■ 7.	doc	91	0.18%	9,998
■ 8.	ppt	35	0.07%	52,365
■ 9.	swf	13	0.03%	4,540
■ 10.	css	7	0.01%	3
■ 11.	db	4	0.01%	736
■ 12.	old	2	0.00%	31
■ 13.	mp3	1	0.00%	1
	Total	50,738	100.00%	2,980,069

items 1-13 of 13

Accessed File Types - Help Card



Column Definitions

File Type

Identifies types of files by their file extension. For example, a file named graphic.gif is identified as type "gif."

Files

Number of files of the specified type accessed by visitors to your site.

Kbytes Transferred

Number of kilobytes of data transferred for all files of the specified type.



Report Descriptions

This report provides general statistics for the type of data that visitors access on your site.

Uploaded Files

This report identifies the most popular files uploaded from a client to your servers using FTP PUT, HTTP PUT, or HTTP POST.

Uploaded Files

No data is available for this graph.

Uploaded Files

No data is available for this table.

Uploaded Files - Help Card



Column Definitions

Files

The path and filename of the uploaded file being analyzed.

Visits

Number of visits to your site where the specified file was uploaded to your servers. A visit is a series of actions that begins when a visitor views their first page from the server, and ends when the visitor leaves the site or remains idle beyond the idle-time limit. The default idle-time limit is thirty minutes. This time limit can be changed by the system administrator.

Uploads

Number of times the specified file was uploaded to your site. If an error occurred during a transfer, the transfer is not counted.



Report Descriptions

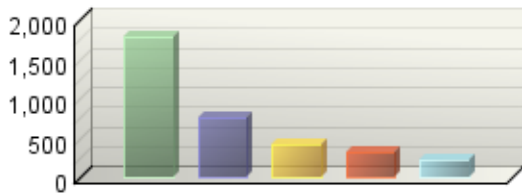
This report presents information on files that were uploaded to your servers during the period of the report. You may want to run virus scans on uploaded files.

Navigation Dashboard

This dashboard summarizes important information related to online navigation.

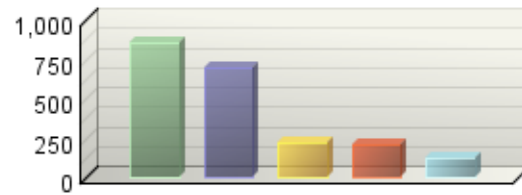
Entry Pages

Visits



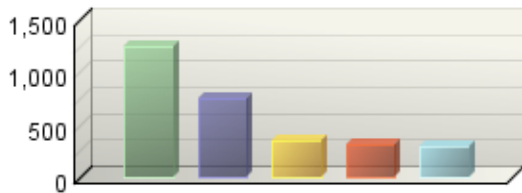
Single-Page Visits

Visits



Exit Pages

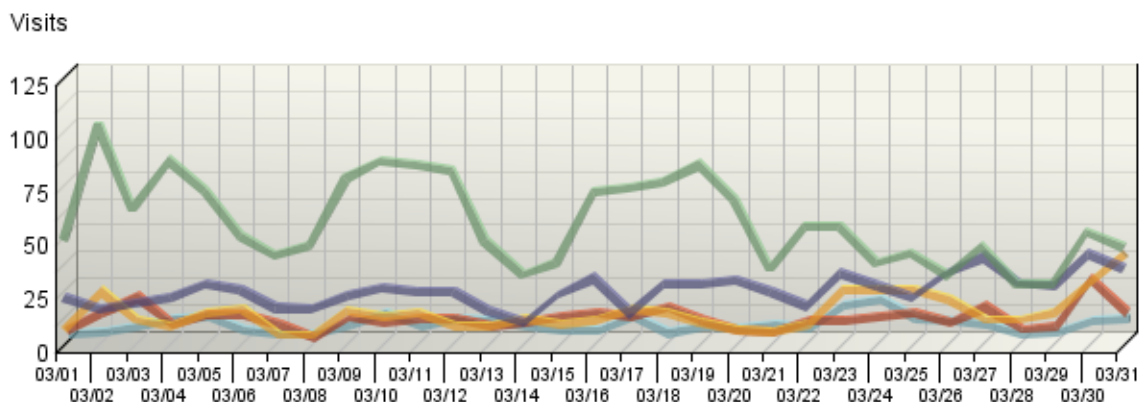
Visits



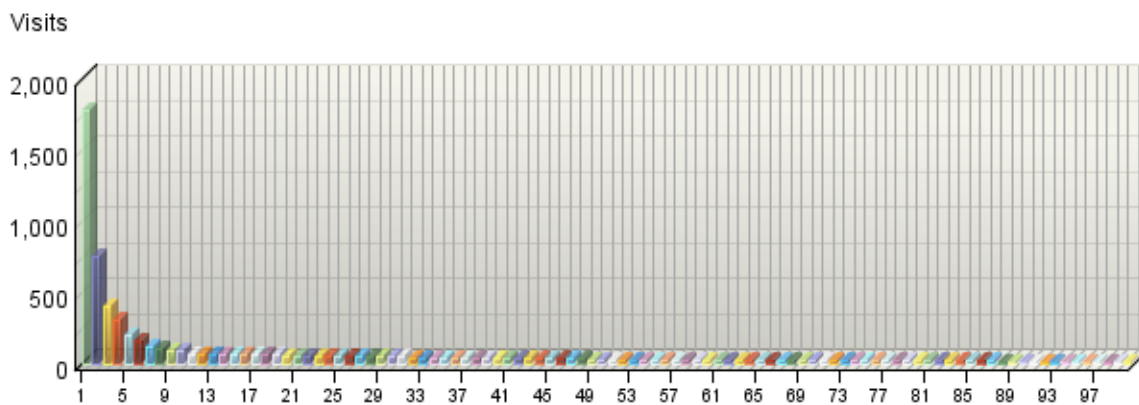
Entry Pages

This report shows the first or "entry" pages viewed in all visits. Every visit has one and only one Entry Page. A visit's entry page may or may not be the "home page." The Entry Page for a visit can depend on how a visitor arrived at your site: they may type an address into a browser, use a bookmark they made on a previous visit, click on a link on another site, click on a search engine results page, click on an on-line ad, or click on a link in an e-mail. Each of these links can point to your home page or any other page on your site

Entry Pages: Trend Over Time



Entry Pages



Entry Pages

	Pages	Visits	% Visits
■ 1.	P3 NCER ORD US EPA http://es.epa.gov/ncer/P3/	1,785	16.73%

	Pages	Visits	% Visits
2.	National Sustainable Design Expo 2008 P3 NCER ORD US EPA http://es.epa.gov/ncer/p3/expo/expo_2008.html	758	7.11%
3.	National Sustainable Design Expo P3 NCER ORD US EPA http://es.epa.gov/ncer/p3/expo/	404	3.79%
4.	2008/2009 P3 Teams P3 NCER ORD US EPA http://es.epa.gov/ncer/p3/current/	313	2.93%
5.	Basic Information P3 NCER ORD US EPA http://es.epa.gov/ncer/p3/fact_sheet.html	209	1.96%
6.	2007 Award Ceremony Photo Gallery P3 NCER ORD US EPA http://es.epa.gov/ncer/p3/event_2007/event_photos/awards/awards.html	162	1.52%
7.	2008 P3 Award Winners P3 Award Winners and Successes P3 NCER ORD US EPA http://es.epa.gov/ncer/p3/project_websites/2008/2008awardwinners.html	116	1.09%
8.	Information for P3 Teams P3 NCER ORD US EPA http://es.epa.gov/ncer/p3/teams/	103	0.97%
9.	2006 P3 Award Winners P3 Award Winners and Successes P3 NCER ORD US EPA http://es.epa.gov/ncer/p3/project_websites/2006/2006awardwinners.html	90	0.84%
10.	How to Apply Phase I - Project Development P3 NCER ORD US EPA http://es.epa.gov/ncer/p3/apply/	88	0.82%
11.	Newsroom P3 NCER ORD US EPA http://es.epa.gov/ncer/p3/news.html	74	0.69%
12.	Car Fueled With Biogas From Cow Manure: WWU Students Convert Methane Into Natural Gas Newsroom P3 NCER ORD US EPA http://es.epa.gov/ncer/p3/press/04_22_07.html	72	0.67%
13.	2007 P3 Award Winners P3 Award Winners and Successes P3 NCER ORD US EPA http://es.epa.gov/ncer/p3/project_websites/2007/2007awardwinners.html	69	0.65%
14.	EPA: NCER: P3 Award: A National Student Design Competition for Sustainability focusing on People, Prosperity, and the Planet http://es.epa.gov/ncer/p3/designs_sustain_rfp.html	67	0.63%
15.	2008 Expo and P3 Videos P3 NCER ORD US EPA http://es.epa.gov/ncer/p3/multimedia.html	66	0.62%
16.	P3 and Other Awards Ceremony P3 NCER ORD US EPA http://es.epa.gov/ncer/p3/ceremony/	64	0.60%

	Pages	Visits	% Visits
17.	Other Sustainability Resources P3 NCER ORD US EPA http://es.epa.gov/ncer/p3/other/	63	0.59%
18.	Photo Gallery P3 NCER ORD US EPA http://es.epa.gov/ncer/p3/photo.html	63	0.59%
19.	P3 Award Winners P3 NCER ORD US EPA http://es.epa.gov/ncer/p3/success/	62	0.58%
20.	Information For P3 NCER ORD US EPA http://es.epa.gov/ncer/p3/info/	58	0.54%
21.	2008 Expo and P3 Audio Files P3 NCER ORD US EPA http://es.epa.gov/ncer/p3/event_2008/audio_files/	57	0.53%
22.	Frequently Asked Questions National Sustainable Design Expo P3 NCER ORD US EPA http://es.epa.gov/ncer/p3/expo/faq.html	57	0.53%
23.	Forum P3 NCER ORD US EPA http://es.epa.gov/ncer/p3/forum/	57	0.53%
24.	Draft Schedule of Events National Sustainable Design Expo P3 NCER ORD US EPA http://es.epa.gov/ncer/p3/expo/events.html	54	0.51%
25.	Additional Awards P3 Award Competition P3 NCER ORD US EPA http://es.epa.gov/ncer/p3/addawards.html	53	0.50%
26.	Past P3 Projects P3 NCER ORD US EPA http://es.epa.gov/ncer/p3/past/	53	0.50%
27.	2008 National Expo Photo Gallery P3 NCER ORD US EPA http://es.epa.gov/ncer/p3/event_2008/event_photos/expo/expo.html	50	0.47%
28.	Videos: Expo and P3 Overviews P3 NCER ORD US EPA http://es.epa.gov/ncer/p3/overviews.html	48	0.45%
29.	Info for Co-Sponsors Information For P3 NCER ORD US EPA http://es.epa.gov/ncer/p3/info/cosponsors.html	48	0.45%
30.	Current Partners Information for Partners P3 NCER ORD US EPA http://es.epa.gov/ncer/p3/partners/	48	0.45%
31.	Contact Us P3 NCER ORD US EPA http://es.epa.gov/ncer/p3/contact.html	48	0.45%
32.	Making Water Treatment Plants Sustainable P3 NCER ORD US EPA http://es.epa.gov/ncer/p3/success/lehigh.html	47	0.44%
33.	Logistics National Sustainable Design Expo P3 NCER ORD US EPA http://es.epa.gov/ncer/p3/expo/logistics.html	47	0.44%
34.	Greening the Campus: Improving the Environmental Performance of Buildings and Institutions P3 NCER ORD US EPA http://es.epa.gov/ncer/p3/success/oberlin.html	46	0.43%

	Pages	Visits	% Visits
35.	Info for Exhibitors Information For P3 NCER ORD US EPA http://es.epa.gov/ncer/p3/become_exhibitor.html	46	0.43%
36.	Forms P3 NCER ORD US EPA http://es.epa.gov/ncer/P3/forms/	43	0.40%
37.	2006 P3 Competitors Photo Gallery P3 NCER ORD US EPA http://es.epa.gov/ncer/p3/event_2006/2006_competitors.html	43	0.40%
38.	Information for Partners Info For P3 NCER ORD US EPA http://es.epa.gov/ncer/p3/info/partners.html	42	0.39%
39.	EPA: NCER: P3: People, Prosperity and the Planet Student Design Competition for Sustainability: A National Student Design Competition for Sustainability focusing on People, Prosperity, and the Planet http://es.epa.gov/ncer/p3/designs_sustain_rfp_2005.html	41	0.38%
40.	Knowing the Score Helps Students Save Energy P3 NCER ORD US EPA http://es.epa.gov/ncer/p3/success/oberlinfeature.html	41	0.38%
41.	2008 Event Date and Location P3 NCER ORD US EPA http://es.epa.gov/ncer/p3/event_2008/08_date_loc.html	40	0.37%
42.	AAAS Research Programs Forum P3 NCER ORD US EPA http://es.epa.gov/ncer/p3/forum/aaas.html	39	0.37%
43.	Phase II - P3 Award Winners P3 NCER ORD US EPA http://es.epa.gov/ncer/p3/award_winners.html	39	0.37%
44.	Forms National Sustainable Design Expo P3 NCER ORD US EPA http://es.epa.gov/ncer/p3/expo/forms.html	36	0.34%
45.	2006 National Expo Photo Gallery P3: People, Prosperity and the Planet Student Design Competition for Sustainability US EPA http://es.epa.gov/ncer/p3/event_2006/event_photos/mall_event_general/expo.html	35	0.33%
46.	2007 National Expo Photo Gallery P3 NCER ORD US EPA http://es.epa.gov/ncer/p3/event_2007/event_photos/expo/expo.html	35	0.33%
47.	SU833524 2007/2008 P3 Teams P3 NCER ORD US EPA http://es.epa.gov/ncer/p3/event_2008/event_photos/teams/su833524/su833524.html	34	0.32%
48.	2009 Event Date and Location P3 NCER ORD US EPA http://es.epa.gov/ncer/p3/event_2009/09_date_loc.html	34	0.32%
49.	2006 Award Ceremony Agenda 2006 Newsroom P3 NCER ORD US EPA http://es.epa.gov/ncer/p3/press/awardagenda06.html	33	0.31%

	Pages	Visits	% Visits
50.	Jeopardy! Quizzes America with Environmental Clues Newsroom Archive Newsroom P3 NCER ORD US EPA http://es.epa.gov/ncer/p3/press/05_07_07.html	33	0.31%
51.	Media Info For P3 NCER ORD US EPA http://es.epa.gov/ncer/p3/info/media.html	33	0.31%
52.	EPA Sustainability Programs P3 NCER ORD US EPA http://es.epa.gov/ncer/p3/epa/	33	0.31%
53.	2007/2008 P3 Teams Past P3 Projects P3 NCER ORD US EPA http://es.epa.gov/ncer/p3/project_websites/2008/	31	0.29%
54.	The Virtual World Lets Students Ponder How to Save Mother Earth Newsroom P3 NCER ORD US EPA http://es.epa.gov/ncer/p3/press/11_14_06.html	31	0.29%
55.	2005 Project Descriptions and Photos P3 NCER ORD US EPA http://es.epa.gov/ncer/p3/project_websites/2005/2005_phase_1_project_websites.html	30	0.28%
56.	2005 In Process Project Photos P3 NCER ORD US EPA http://es.epa.gov/ncer/p3/project_photos/2005_projects.html	29	0.27%
57.	Shedding Light on Clean Drinking Water P3 NCER ORD US EPA http://es.epa.gov/ncer/p3/success/berkeley.html	29	0.27%
58.	2005 Phase 2 Award Winners and Honorable Mentions 2006 Newsroom P3 NCER ORD US EPA http://es.epa.gov/ncer/p3/project_websites/2004_phase_2_project_websites.html	29	0.27%
59.	Grant Recipients P3 NCER ORD US EPA http://es.epa.gov/ncer/p3/grantrecip.html	28	0.26%
60.	2007 P3 Competitors Photo Gallery P3 NCER ORD US EPA http://es.epa.gov/ncer/p3/event_2007/event_photos/teams/2007_competitors.html	28	0.26%
61.	University Teams Earn Sustainable Design Prizes - Biomethane Car And Learning Barge Among The Projects On The National Mall Newsroom P3 NCER ORD US EPA http://es.epa.gov/ncer/p3/press/04_26_07_msnbc.html	28	0.26%
62.	2005 P3 Competitors P3 NCER ORD US EPA http://es.epa.gov/ncer/p3/project_photos/2005_competitors.html	27	0.25%
63.	Student Group Tests Solar Greenhouse Energy Efficiency Newsroom P3 NCER ORD US EPA http://es.epa.gov/ncer/p3/press/04_26_07_mtimes.html	27	0.25%

	Pages	Visits	% Visits
64.	P3 Newsroom Archive 2006 Newsroom P3 NCER ORD US EPA http://es.epa.gov/ncer/p3/press/	27	0.25%
65.	2006 Award Ceremony Photo Gallery P3: People, Prosperity and the Planet Student Design Competition for Sustainability US EPA http://es.epa.gov/ncer/p3/event_2006/event_photos/awards/awards.html	27	0.25%
66.	Phase I - Project Development P3 NCER ORD US EPA http://es.epa.gov/ncer/p3/phaseIproof.html	26	0.24%
67.	EPA: P3: People, Prosperity and the Planet Student Design Competition for Sustainability: Information for Faculty http://es.epa.gov/ncer/p3/info/faculty.html	26	0.24%
68.	2004 P3 Projects Past P3 Projects P3 NCER ORD US EPA http://es.epa.gov/ncer/p3/project_websites/2004_project_websites.html	26	0.24%
69.	2008 Award Ceremony Photo Gallery P3 NCER ORD US EPA http://es.epa.gov/ncer/p3/event_2008/event_photos/awards/awards.html	26	0.24%
70.	SU833553 2007/2008 P3 Teams P3 NCER ORD US EPA http://es.epa.gov/ncer/p3/event_2008/event_photos/teams/su833553/su833553.html	26	0.24%
71.	Index of /ncer/p3/event_2007/event_photos/awards/ http://es.epa.gov/ncer/p3/event_2007/event_photos/awards/	24	0.22%
72.	Judges P3 NCER ORD US EPA http://es.epa.gov/ncer/p3/judges.html	24	0.22%
73.	Senator Clinton Congratulates Clarkson University Students on Winning http://es.epa.gov/ncer/p3/press/may_11_2006hillary.html	24	0.22%
74.	SU832512 2005 Project Descriptions and Photos P3 NCER ORD US EPA http://es.epa.gov/ncer/p3/event_2006/su832512/su832512.html	24	0.22%
75.	Students Showcase Green Designs for the Planet Newsroom P3 NCER ORD US EPA http://es.epa.gov/ncer/p3/press/04_27_07_voa.html	24	0.22%
76.	Judges Photo Photo Gallery P3 NCER ORD US EPA http://es.epa.gov/ncer/p3/event_2005/event_photos/judges/judges.html	24	0.22%
77.	SU833537 2007/2008 P3 Teams P3 NCER ORD US EPA http://es.epa.gov/ncer/p3/event_2008/event_photos/teams/su833537/su833537.html	24	0.22%

	Pages	Visits	% Visits
78.	Sustainability Challenge Areas P3 NCER ORD US EPA http://es.epa.gov/ncer/p3/challengearea.html	23	0.22%
79.	NCIIA P3: People, Prosperity and the Planet Student Design Competition for Sustainability US EPA http://es.epa.gov/ncer/p3/partners/nciia.html	22	0.21%
80.	EPA: P3 Award: Press Release http://es.epa.gov/ncer/p3/projects/	22	0.21%
81.	Application Overview Phase I - P3 Grant Competition/Proof of Concept P3 NCER ORD US EPA http://es.epa.gov/ncer/p3/appoverview.html	22	0.21%
82.	Notification Phase I - Project Development P3 NCER ORD US EPA http://es.epa.gov/ncer/p3/notification.html	22	0.21%
83.	Solicitation Opens Phase I - Project Development P3 NCER ORD US EPA http://es.epa.gov/ncer/p3/solopen.html	22	0.21%
84.	Photos of the 2005 National Expo Photo Gallery P3 NCER ORD US EPA http://es.epa.gov/ncer/p3/event_2005/event_photos/general_mall_photos/expo.html	22	0.21%
85.	Resources P3 NCER ORD US EPA http://es.epa.gov/ncer/p3/resources.html	21	0.20%
86.	2006-2007 Project Descriptions and Photos P3 NCER ORD US EPA http://es.epa.gov/ncer/p3/project_websites/2006/project_websites.html	21	0.20%
87.	SU833512 2007/2008 P3 Teams P3 NCER ORD US EPA http://es.epa.gov/ncer/p3/event_2008/event_photos/teams/su833512/su833512.html	21	0.20%
88.	2006 National Mall P3 Award Competition Agenda P3 NCER ORD US EPA http://es.epa.gov/ncer/p3/press/agenda06.html	20	0.19%
89.	Student Group Tests Solar Greenhouse Energy Efficiency Newsroom P3 NCER ORD US EPA http://es.epa.gov/ncer/p3/press/04_16_07.html	20	0.19%
90.	National Mall Map 2006 Newsroom P3 NCER ORD US EPA http://es.epa.gov/ncer/p3/press/mall_map.html	20	0.19%
91.	Peer Review Phase I - Project Development P3 NCER ORD US EPA http://es.epa.gov/ncer/P3/peerreview.html	20	0.19%
92.	SU833518 2007/2008 P3 Teams P3 NCER ORD US EPA http://es.epa.gov/ncer/p3/event_2008/event_photos/teams/su833518/su833518.html	20	0.19%

	Pages	Visits	% Visits
93.	Publications P3 NCER ORD US EPA http://es.epa.gov/ncer/p3/publications.html	20	0.19%
94.	2005 Photo Gallery P3 NCER ORD US EPA http://es.epa.gov/ncer/p3/event_2005/event_photos/award_ceremony/awards.html	19	0.18%
95.	Sustainable Design Expo Newsroom P3 NCER ORD US EPA http://es.epa.gov/ncer/p3/press/04_25_07.html	18	0.17%
96.	SU833553 2008 Project Descriptions P3 NCER ORD US EPA http://es.epa.gov/ncer/p3/project_websites/2008/su833553.html	18	0.17%
97.	Announcements and Discussion Area Information for P3 Teams P3 NCER ORD US EPA http://es.epa.gov/ncer/p3/event_2009/09_announcements.html	18	0.17%
98.	2008 P3 Competitors Photo Gallery P3 NCER ORD US EPA http://es.epa.gov/ncer/p3/event_2008/event_photos/teams/2008_competitors.html	18	0.17%
99.	Lynden Cows Fuel WWU Vehicle Newsroom P3 NCER ORD US EPA http://es.epa.gov/ncer/p3/press/05_02_07_lynden.html	18	0.17%
100.	Employment Resources Forum P3 NCER ORD US EPA http://es.epa.gov/ncer/p3/forum/employ.html	18	0.17%
101.	EPA: P3: People, Prosperity and the Planet Student Design Competition for Sustainability: Information for P3 Teams http://es.epa.gov/ncer/p3/info/team.html	17	0.16%
102.	2008 Judging Panel Information for P3 Teams P3 NCER ORD US EPA http://es.epa.gov/ncer/p3/event_2008/judges/bios.html	17	0.16%
103.	SU833562 2008 Project Descriptions P3 NCER ORD US EPA http://es.epa.gov/ncer/p3/project_websites/2008/su833562.html	17	0.16%
104.	Page Title P3 NCER ORD US EPA http://es.epa.gov/ncer/p3/awardplanet.html	16	0.15%
105.	Phase II - P3 Award Winners P3 NCER ORD US EPA http://es.epa.gov/ncer/p3/phase2follow.html	16	0.15%
106.	Speaker's Biographies Awards Ceremony 2006 Newsroom P3 NCER ORD US EPA http://es.epa.gov/ncer/p3/press/awardsbios.html	16	0.15%
107.	National Sustainable Design Expo Archive P3 NCER ORD US EPA http://es.epa.gov/ncer/p3/expo/expo_archive.html	16	0.15%
108.	2008/2009 P3 Teams P3 NCER ORD US EPA http://es.epa.gov/ncer/p3/project_websites/2009/	16	0.15%

	Pages	Visits	% Visits
109.	SU833524 2008 Project Descriptions P3 NCER ORD US EPA http://es.epa.gov/ncer/p3/project_websites/2008/su833524.html	16	0.15%
110.	Competition Challenges Students to Develop Environmentally-Friendly Technology 2006 Newsroom P3 NCER ORD US EPA http://es.epa.gov/ncer/p3/press/may_19_2006voa.html	16	0.15%
111.	EPA: NCER: P3 http://es.epa.gov/ncer/P3recipients/2005/	15	0.14%
112.	SU833939 2009 Project Descriptions P3 NCER ORD US EPA http://es.epa.gov/ncer/p3/project_websites/2009/su833939.html	15	0.14%
113.	SU832487 Project Descriptions and Photos P3: People, Prosperity and the Planet Student Design Competition for Sustainability US EPA http://es.epa.gov/ncer/p3/photos_2006/su832487/su832487.html	15	0.14%
114.	Students' Designs Provide Look into Future Newsroom P3 NCER ORD US EPA http://es.epa.gov/ncer/p3/press/04_26_07_voa.html	14	0.13%
115.	SU833913 2009 Project Descriptions P3 NCER ORD US EPA http://es.epa.gov/ncer/p3/project_websites/2009/su833913.html	14	0.13%
116.	SU833522 2007/2008 P3 Teams P3 NCER ORD US EPA http://es.epa.gov/ncer/p3/event_2008/event_photos/teams/su833522/su833522.html	14	0.13%
117.	"Growing" Buildings 2006 Newsroom P3 NCER ORD US EPA http://es.epa.gov/ncer/P3/press/may_14_2006.html	14	0.13%
118.	Western Wins \$75,000 Grant - EPA Grant To Bolster Biogas Refinery Built By Students Newsroom P3 NCER ORD US EPA http://es.epa.gov/ncer/p3/press/05_01_07_western.html	14	0.13%
119.	U of I Students Develop Water Filtration with Global Implications 2007 Newsroom P3 NCER ORD US EPA http://es.epa.gov/ncer/p3/press/06_02_07.html	14	0.13%
120.	SU833909 2009 Project Descriptions P3 NCER ORD US EPA http://es.epa.gov/ncer/p3/project_websites/2009/su833909.html	14	0.13%
121.	Judges 2006 P3 NCER ORD US EPA http://es.epa.gov/ncer/p3/info/judges06.html	14	0.13%
122.	SU833551 2007/2008 P3 Teams P3 NCER ORD US EPA http://es.epa.gov/ncer/p3/event_2008/event_photos/teams/su833551/su833551.html	14	0.13%

	Pages	Visits	% Visits
123.	National Sustainable Design Expo P3 NCER ORD US EPA http://es.epa.gov/ncer/p3/expo/	14	0.13%
124.	Soundings - Biomethane Project Could Help Planet Newsroom P3 NCER ORD US EPA http://es.epa.gov/ncer/p3/press/04_22_07_olympian.html	14	0.13%
125.	Index of /ncer/p3/project_photos/su831888/ http://es.epa.gov/ncer/p3/project_photos/su831888/	14	0.13%
126.	SU833546 2008 Project Descriptions P3 NCER ORD US EPA http://es.epa.gov/ncer/p3/project_websites/2008/su833546.html	13	0.12%
127.	Past P3 Projects by Topic Past P3 Projects P3 NCER ORD US EPA http://es.epa.gov/ncer/p3/abtable1.html	13	0.12%
128.	SU833518 2008 Project Descriptions P3 NCER ORD US EPA http://es.epa.gov/ncer/p3/project_websites/2008/su833518.html	13	0.12%
129.	SU833926 2009 Project Descriptions P3 NCER ORD US EPA http://es.epa.gov/ncer/p3/project_websites/2009/su833926.html	13	0.12%
130.	SU833538 2008 Project Descriptions P3 NCER ORD US EPA http://es.epa.gov/ncer/p3/project_websites/2008/su833538.html	13	0.12%
131.	SU833521 2007/2008 P3 Teams P3 NCER ORD US EPA http://es.epa.gov/ncer/p3/event_2008/event_photos/teams/su833521/su833521.html	13	0.12%
132.	Announcements and Discussion Area Information for P3 Teams P3 NCER ORD US EPA http://es.epa.gov/ncer/p3/event_2008/08_announcements.html	13	0.12%
133.	People - Education Phase II - P3 Award Winners P3: People, Prosperity and the Planet Student Design Competition for Sustainability US EPA http://es.epa.gov/ncer/p3/awardededucation.html	13	0.12%
134.	SU833528 2007/2008 P3 Teams P3 NCER ORD US EPA http://es.epa.gov/ncer/p3/event_2008/event_photos/teams/su833528/su833528.html	13	0.12%
135.	SU833530 2007/2008 P3 Teams P3 NCER ORD US EPA http://es.epa.gov/ncer/p3/event_2008/event_photos/teams/su833530/su833530.html	13	0.12%
136.	National Sustainable Design Expo Co-Sponsors Information For P3 NCER ORD US EPA http://es.epa.gov/ncer/p3/info/cosponsors_archive.html	13	0.12%

	Pages	Visits	% Visits
137.	Green Event Strategies National Sustainable Design Expo P3 NCER ORD US EPA http://es.epa.gov/ncer/p3/greenevent.html	13	0.12%
138.	SU833950 2009 Project Descriptions P3 NCER ORD US EPA http://es.epa.gov/ncer/p3/project_websites/2009/su833950.html	12	0.11%
139.	Prosperity - Small Business Phase II - P3 Award Winners P3 NCER ORD US EPA http://es.epa.gov/ncer/p3/awardsmallbiz.html	12	0.11%
140.	SU833921 2009 Project Descriptions P3 NCER ORD US EPA http://es.epa.gov/ncer/p3/project_websites/2009/su833921.html	12	0.11%
141.	P3 Award Competition P3 NCER ORD US EPA http://es.epa.gov/ncer/p3/awardcomp.html	12	0.11%
142.	SU833521 2008 Project Descriptions P3 NCER ORD US EPA http://es.epa.gov/ncer/p3/project_websites/2008/su833521.html	12	0.11%
143.	SU831880 Project Descriptions and Photos P3 NCER ORD US EPA http://es.epa.gov/ncer/p3/project_photos/su831880/su831880.html	12	0.11%
144.	SU833547 2008 Project Descriptions P3 NCER ORD US EPA http://es.epa.gov/ncer/p3/project_websites/2008/su833547.html	12	0.11%
145.	Index of /ncer/p3/project_photos/su831826/ http://es.epa.gov/ncer/p3/project_photos/su831826/	11	0.10%
146.	SU833552 2007/2008 P3 Teams P3 NCER ORD US EPA http://es.epa.gov/ncer/p3/event_2008/event_photos/teams/su833552/su833552.html	11	0.10%
147.	Looking to the sky for a water supply 2006 Newsroom P3 NCER ORD US EPA http://es.epa.gov/ncer/p3/press/april_16_2006north.html	11	0.10%
148.	Professors, Students Make Environmentally Sustainable House Newsroom P3 NCER ORD US EPA http://es.epa.gov/ncer/p3/press/04_26_07_ballstate.html	11	0.10%
149.	Community Essay 2006 Newsroom P3 NCER ORD US EPA http://es.epa.gov/ncer/p3/press/zimmerman_es_say_10_19_2005.html	11	0.10%
150.	National Sustainable Design Expo Highlights Student Work 2006 Newsroom P3 NCER ORD US EPA http://es.epa.gov/ncer/p3/press/may_12_2006voa.html	11	0.10%

	Pages	Visits	% Visits
151.	SU833528 2008 Project Descriptions P3 NCER ORD US EPA http://es.epa.gov/ncer/p3/project_websites/2008/su833528.html	11	0.10%
152.	Green Dorm Project snags \$75,000 2006 Newsroom P3 NCER ORD US EPA http://es.epa.gov/ncer/p3/press/may_19_2006stanford.html	11	0.10%
153.	STUDENT TEAMS RECEIVE EPA'S FIRST P3 AWARDS 2006 Newsroom P3 NCER ORD US EPA http://es.epa.gov/ncer/p3/press/news_release_051705.html	10	0.09%
154.	Good Work: For People and Planet 2006 Newsroom P3 NCER ORD US EPA http://es.epa.gov/ncer/p3/press/may_11_2006.html	10	0.09%
155.	SU833548 2008 Project Descriptions P3 NCER ORD US EPA http://es.epa.gov/ncer/p3/project_websites/2008/su833548.html	10	0.09%
156.	National Sustainable Design Expo 2007 Exhibitors P3 NCER ORD US EPA http://es.epa.gov/ncer/p3/expo/weblis_exhibitors2007.html	10	0.09%
157.	SU833949 2009 Project Descriptions P3 NCER ORD US EPA http://es.epa.gov/ncer/p3/project_websites/2009/su833949.html	10	0.09%
158.	2006/2007 P3 Teams P3 NCER ORD US EPA http://es.epa.gov/ncer/p3/project_websites/2006/	10	0.09%
159.	University Of New Hampshire Students Without Borders Draw Water From Sand Newsroom P3 NCER ORD US EPA http://es.epa.gov/ncer/p3/press/04_24_07_statesnews.html	10	0.09%
160.	SU833551 2008 Project Descriptions P3 NCER ORD US EPA http://es.epa.gov/ncer/p3/project_websites/2008/su833551.html	10	0.09%
161.	ASU Student Team Wins EPA Award for Solar Greenhouse Newsroom P3 NCER ORD US EPA http://es.epa.gov/ncer/p3/press/05_07_07_asu.html	10	0.09%
162.	Announcements Archive National Sustainable Design Expo Archive Expo P3 NCER ORD US EPA http://es.epa.gov/ncer/p3/announcement_archive.html	10	0.09%
163.	SU833929 2009 Project Descriptions P3 NCER ORD US EPA http://es.epa.gov/ncer/p3/project_websites/2009/su833929.html	10	0.09%

	Pages	Visits	% Visits
164.	Media Archive Info For P3 NCER ORD US EPA http://es.epa.gov/ncer/p3/info/media_archive.html	10	0.09%
165.	SU833935 2009 Project Descriptions P3 NCER ORD US EPA http://es.epa.gov/ncer/p3/project_websites/2009/su833935.html	10	0.09%
166.	SU833945 2009 Project Descriptions P3 NCER ORD US EPA http://es.epa.gov/ncer/p3/project_websites/2009/su833945.html	10	0.09%
167.	SU833522 2008 Project Descriptions P3 NCER ORD US EPA http://es.epa.gov/ncer/p3/project_websites/2008/su833522.html	10	0.09%
168.	SU832484 2005 Project Descriptions and Photos P3 NCER ORD US EPA http://es.epa.gov/ncer/p3/event_2006/su832484/su832484.html	10	0.09%
169.	SU833543 2008 Project Descriptions P3 NCER ORD US EPA http://es.epa.gov/ncer/p3/project_websites/2008/su833543.html	10	0.09%
170.	Green Technology at the Sustainable Design http://es.epa.gov/ncer/p3/press/may_12_2006down.html	10	0.09%
171.	Project Descriptions and Photos P3 NCER ORD US EPA http://es.epa.gov/ncer/p3/project_websites/2004/su831897.html	10	0.09%
172.	SU833529 2008 Project Descriptions P3 NCER ORD US EPA http://es.epa.gov/ncer/p3/project_websites/2008/su833529.html	10	0.09%
173.	SU833930 2009 Project Descriptions P3 NCER ORD US EPA http://es.epa.gov/ncer/p3/project_websites/2009/su833930.html	9	0.08%
174.	SU833520 2008 Project Descriptions P3 NCER ORD US EPA http://es.epa.gov/ncer/p3/project_websites/2008/su833520.html	9	0.08%
175.	SU833561 2008 Project Descriptions P3 NCER ORD US EPA http://es.epa.gov/ncer/p3/project_websites/2008/su833561.html	9	0.08%
176.	Clarkson University Sustainable Design Team presenting research at National Design competition 2006 Newsroom P3 NCER ORD US EPA http://es.epa.gov/ncer/p3/press/may_10_2006wwti.html	9	0.08%

	Pages	Visits	% Visits
177.	Student Sustainability Competition Newsroom P3 NCER ORD US EPA http://es.epa.gov/ncer/p3/press/blog_11_18_06_oildrum.html	9	0.08%
178.	SU833941 2009 Project Descriptions P3 NCER ORD US EPA http://es.epa.gov/ncer/p3/project_websites/2009/su833941.html	9	0.08%
179.	SU832512 2005 Project Descriptions and Photos P3 NCER ORD US EPA http://es.epa.gov/ncer/p3/project_websites/2005/su832512.html	9	0.08%
180.	SU833170 2006 Project Descriptions and Photos P3 NCER ORD US EPA http://es.epa.gov/ncer/p3/project_websites/2006/su833170.html	9	0.08%
181.	Judges P3 NCER ORD US EPA http://es.epa.gov/ncer/p3/judging_criteria.html	9	0.08%
182.	See the Future Today 2006 Newsroom P3 NCER ORD US EPA http://es.epa.gov/ncer/p3/press/may_01_2006.html	9	0.08%
183.	SU833931 2009 Project Descriptions P3 NCER ORD US EPA http://es.epa.gov/ncer/p3/project_websites/2009/su833931.html	9	0.08%
184.	College Students Lead the U.S.towards a Greener Future - Environmental Protection Agency (EPA) P3 Awards Winners 2007 Newsroom P3 NCER ORD US EPA http://es.epa.gov/ncer/p3/press/05_11_07.html	9	0.08%
185.	SU833149 2006 Project Descriptions and Photos P3 NCER ORD US EPA http://es.epa.gov/ncer/p3/project_websites/2006/su833149.html	9	0.08%
186.	SU833517 2008 Project Descriptions P3 NCER ORD US EPA http://es.epa.gov/ncer/p3/project_websites/2008/su833517.html	9	0.08%
187.	Students Step it up for Sustainability 2006 Newsroom P3 NCER ORD US EPA http://es.epa.gov/ncer/p3/press/june_28_2006ord.html	9	0.08%
188.	Project Descriptions and Photos P3 NCER ORD US EPA http://es.epa.gov/ncer/p3/project_websites/2004/su831863.html	9	0.08%
189.	SU833934 2009 Project Descriptions P3 NCER ORD US EPA http://es.epa.gov/ncer/p3/project_websites/2009/su833934.html	9	0.08%

	Pages	Visits	% Visits
190.	SU833151 2006 Project Descriptions and Photos P3 NCER ORD US EPA http://es.epa.gov/ncer/p3/project_websites/2006/su833151.html	9	0.08%
191.	P3 Event Photos - Candid Shots Photo Gallery P3 NCER ORD US EPA http://es.epa.gov/ncer/p3/event_2005/P3_award_photos/candid_photos.html	9	0.08%
192.	SU833918 2009 Project Descriptions P3 NCER ORD US EPA http://es.epa.gov/ncer/p3/project_websites/2009/su833918.html	9	0.08%
193.	Project Descriptions and Photos P3 NCER ORD US EPA http://es.epa.gov/ncer/p3/project_websites/2004/su831892.html	9	0.08%
194.	SU833169 2006 Project Descriptions and Photos P3 NCER ORD US EPA http://es.epa.gov/ncer/p3/project_websites/2006/su833169.html	9	0.08%
195.	SU833549 2007/2008 P3 Teams P3 NCER ORD US EPA http://es.epa.gov/ncer/p3/event_2008/event_photos/teams/su833549/su833549.html	9	0.08%
196.	SU833561 2007/2008 P3 Teams P3 NCER ORD US EPA http://es.epa.gov/ncer/p3/event_2008/event_photos/teams/su833561/su833561.html	9	0.08%
197.	SU832495 2005 Project Descriptions and Photos P3 NCER ORD US EPA http://es.epa.gov/ncer/p3/project_websites/2005/su832495.html	9	0.08%
198.	SU833925 2009 Project Descriptions P3 NCER ORD US EPA http://es.epa.gov/ncer/p3/project_websites/2009/su833925.html	9	0.08%
199.	SU833919 2009 Project Descriptions P3 NCER ORD US EPA http://es.epa.gov/ncer/p3/project_websites/2009/su833919.html	9	0.08%
200.	SU832505 2005 Project Descriptions and Photos P3 NCER ORD US EPA http://es.epa.gov/ncer/p3/project_websites/2005/su832505.html	9	0.08%
Subtotal for rows: 1 - 200		8,369	78.46%
Other		2,298	21.54%
Total		10,667	100.00%

items 1-200 of 926

Entry Pages - Help Card



Column Definitions

Entry Page

The first page in a given visit. Every visit has one and only one entry page.

Visits

For each entry page, the total number of visits that began with that entry page, during this time period.

%

For each page (row), the percentage of all visits to the site that went to that particular page during the report time period.



Report Descriptions

Briefly:

A visit can begin on a given page if a visitor:

- types the URL of the page in their browser then clicks on "Go"
- clicks on a bookmark to the page (stored from a previous visit)
- clicks on a link on a different site that points to the file. The link can appear to be text or an image, such as a banner ad.
- clicks on a link to the page in an e-mail. Again, the link can appear to be text or an image.
- clicks on a link on a search engine results page that points to this page
- activates an applet on another site or in a program that transfers them to this page

Finally, a visit can seem to begin on a given page if a visitor was already on the site, but allowed more than 30 minutes to elapse between clicks. When such a pause occurs, WebTrends counts two visits, one before and one after the pause. In other words, WebTrends considers a timeout of more than 30 minutes to be a de facto end of a visit. Consequently, the first page visited after the long pause will appear as an Entry Page for a new visit. Likewise, the last Page Viewed before the long pause will appear in the Exit Pages report. (*Note: the timeout is configurable in WebTrends via Options*)

If your site has more than one URL for a certain page, for example, /home.html and /home.asp, consider combining their statistics to get an accurate picture of how frequently that page's content is seen.

Uses and Interpretation:

Look at each page on the Entry Pages report and ask yourself whether it is suitable as the first page a visitor sees. For example, it can be argued that entry pages should:

- identify the site and/or brand
- have a clear link to the home page
- show the same navigation bars as the rest of the site

If a page that's frequently an entry page doesn't do all these things, consider modifying it to conform with best practices.

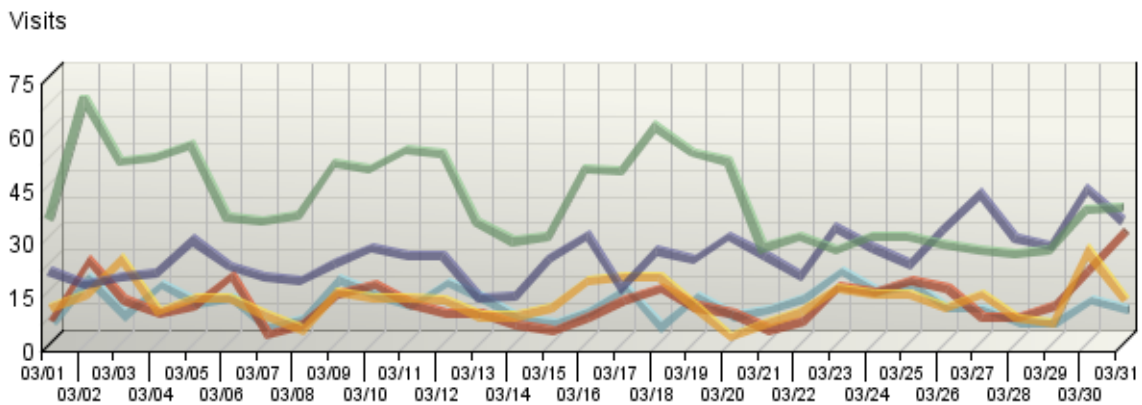
Other relevant reports and analyses:

1. Referring URLs for these entry pages.
2. Relationship to Exit Pages and Single Page Visits.
3. Correcting for multiple URLs for the same Page View.

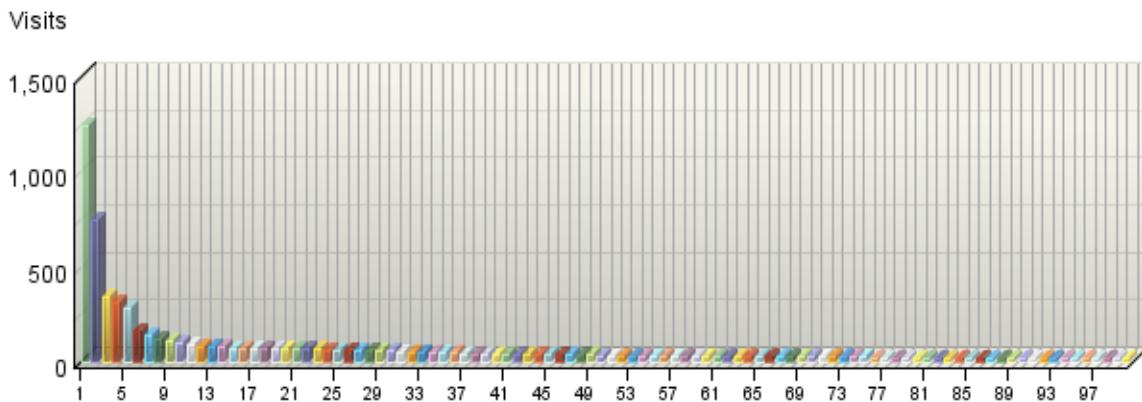
Exit Pages

This report shows the last or "exit" page of all visits. The visits may have finished for a number of reasons: the visitor went to another site, clicked on one of your site's links that took them to another site, closed the browser, or was inactive long enough for WebTrends to have counted the visit as ended.

Exit Pages: Trend Over Time



Exit Pages



Exit Pages

	Pages	Visits	% Visits
■ 1.	P3 NCER ORD US EPA http://es.epa.gov/ncer/P3/	1,250	11.72%

	Pages	Visits	% Visits
2.	National Sustainable Design Expo 2008 P3 NCER ORD US EPA http://es.epa.gov/ncer/p3/expo/expo_2008.html	747	7.01%
3.	2008/2009 P3 Teams P3 NCER ORD US EPA http://es.epa.gov/ncer/p3/current/	341	3.20%
4.	National Sustainable Design Expo P3 NCER ORD US EPA http://es.epa.gov/ncer/p3/expo/	314	2.94%
5.	Basic Information P3 NCER ORD US EPA http://es.epa.gov/ncer/p3/fact_sheet.html	288	2.70%
6.	2007 Award Ceremony Photo Gallery P3 NCER ORD US EPA http://es.epa.gov/ncer/p3/event_2007/event_photos/awards/awards.html	159	1.49%
7.	2008 P3 Award Winners P3 Award Winners and Successes P3 NCER ORD US EPA http://es.epa.gov/ncer/p3/project_websites/2008/2008awardwinners.html	144	1.35%
8.	Information for P3 Teams P3 NCER ORD US EPA http://es.epa.gov/ncer/p3/teams/	123	1.15%
9.	How to Apply Phase I - Project Development P3 NCER ORD US EPA http://es.epa.gov/ncer/p3/apply/	110	1.03%
10.	2008 Expo and P3 Videos P3 NCER ORD US EPA http://es.epa.gov/ncer/p3/multimedia.html	97	0.91%
11.	2006 P3 Award Winners P3 Award Winners and Successes P3 NCER ORD US EPA http://es.epa.gov/ncer/p3/project_websites/2006/2006awardwinners.html	89	0.83%
12.	2007 P3 Award Winners P3 Award Winners and Successes P3 NCER ORD US EPA http://es.epa.gov/ncer/p3/project_websites/2007/2007awardwinners.html	84	0.79%
13.	Photo Gallery P3 NCER ORD US EPA http://es.epa.gov/ncer/p3/photo.html	82	0.77%
14.	Newsroom P3 NCER ORD US EPA http://es.epa.gov/ncer/p3/news.html	78	0.73%
15.	Draft Schedule of Events National Sustainable Design Expo P3 NCER ORD US EPA http://es.epa.gov/ncer/p3/expo/events.html	75	0.70%
16.	Videos: Expo and P3 Overviews P3 NCER ORD US EPA http://es.epa.gov/ncer/p3/overviews.html	72	0.68%
17.	Frequently Asked Questions National Sustainable Design Expo P3 NCER ORD US EPA http://es.epa.gov/ncer/p3/expo/faq.html	71	0.67%

	Pages	Visits	% Visits
18.	Additional Awards P3 Award Competition P3 NCER ORD US EPA http://es.epa.gov/ncer/p3/addawards.html	70	0.66%
19.	EPA: NCER: P3 Award: A National Student Design Competition for Sustainability focusing on People, Prosperity, and the Planet http://es.epa.gov/ncer/p3/designs_sustain_rfp.html	69	0.65%
20.	Info for Exhibitors Information For P3 NCER ORD US EPA http://es.epa.gov/ncer/p3/become_exhibitor.html	68	0.64%
21.	2009 Event Date and Location P3 NCER ORD US EPA http://es.epa.gov/ncer/p3/event_2009/09_date_loc.html	68	0.64%
22.	2008 National Expo Photo Gallery P3 NCER ORD US EPA http://es.epa.gov/ncer/p3/event_2008/event_photos/expo/expo.html	67	0.63%
23.	P3 and Other Awards Ceremony P3 NCER ORD US EPA http://es.epa.gov/ncer/p3/ceremony/	66	0.62%
24.	2008 Expo and P3 Audio Files P3 NCER ORD US EPA http://es.epa.gov/ncer/p3/event_2008/audio_files/	64	0.60%
25.	Car Fueled With Biogas From Cow Manure: WWU Students Convert Methane Into Natural Gas Newsroom P3 NCER ORD US EPA http://es.epa.gov/ncer/p3/press/04_22_07.html	64	0.60%
26.	Current Partners Information for Partners P3 NCER ORD US EPA http://es.epa.gov/ncer/p3/partners/	62	0.58%
27.	Logistics National Sustainable Design Expo P3 NCER ORD US EPA http://es.epa.gov/ncer/p3/expo/logistics.html	59	0.55%
28.	Forms P3 NCER ORD US EPA http://es.epa.gov/ncer/P3/forms/	59	0.55%
29.	Forum P3 NCER ORD US EPA http://es.epa.gov/ncer/p3/forum/	57	0.53%
30.	Past P3 Projects P3 NCER ORD US EPA http://es.epa.gov/ncer/p3/past/	56	0.53%
31.	P3 Award Winners P3 NCER ORD US EPA http://es.epa.gov/ncer/p3/success/	55	0.52%
32.	Information For P3 NCER ORD US EPA http://es.epa.gov/ncer/p3/info/	51	0.48%
33.	Knowing the Score Helps Students Save Energy P3 NCER ORD US EPA http://es.epa.gov/ncer/p3/success/oberlinfeature.html	51	0.48%
34.	2006 P3 Competitors Photo Gallery P3 NCER ORD US EPA http://es.epa.gov/ncer/p3/event_2006/2006_competitors.html	49	0.46%

	Pages	Visits	% Visits
35.	Other Sustainability Resources P3 NCER ORD US EPA http://es.epa.gov/ncer/p3/other/	49	0.46%
36.	Making Water Treatment Plants Sustainable P3 NCER ORD US EPA http://es.epa.gov/ncer/p3/success/lehigh.html	46	0.43%
37.	Info for Co-Sponsors Information For P3 NCER ORD US EPA http://es.epa.gov/ncer/p3/info/cosponsors.html	44	0.41%
38.	Media Info For P3 NCER ORD US EPA http://es.epa.gov/ncer/p3/info/media.html	44	0.41%
39.	Contact Us P3 NCER ORD US EPA http://es.epa.gov/ncer/p3/contact.html	42	0.39%
40.	SU833524 2007/2008 P3 Teams P3 NCER ORD US EPA http://es.epa.gov/ncer/p3/event_2008/event_photos/teams/su833524/su833524.html	42	0.39%
41.	EPA: NCER: P3: People, Prosperity and the Planet Student Design Competition for Sustainability: A National Student Design Competition for Sustainability focusing on People, Prosperity, and the Planet http://es.epa.gov/ncer/p3/designs_sustain_rfp_2005.html	42	0.39%
42.	Information for Partners Info For P3 NCER ORD US EPA http://es.epa.gov/ncer/p3/info/partners.html	41	0.38%
43.	2007/2008 P3 Teams Past P3 Projects P3 NCER ORD US EPA http://es.epa.gov/ncer/p3/project_websites/2008/	40	0.38%
44.	Jeopardy! Quizzes America with Environmental Clues Newsroom Archive Newsroom P3 NCER ORD US EPA http://es.epa.gov/ncer/p3/press/05_07_07.html	38	0.36%
45.	Forms National Sustainable Design Expo P3 NCER ORD US EPA http://es.epa.gov/ncer/p3/expo/forms.html	38	0.36%
46.	2007 P3 Competitors Photo Gallery P3 NCER ORD US EPA http://es.epa.gov/ncer/p3/event_2007/event_photos/teams/2007_competitors.html	37	0.35%
47.	Application Overview Phase I - P3 Grant Competition/Proof of Concept P3 NCER ORD US EPA http://es.epa.gov/ncer/p3/appoverview.html	37	0.35%
48.	Greening the Campus: Improving the Environmental Performance of Buildings and Institutions P3 NCER ORD US EPA http://es.epa.gov/ncer/p3/success/oberlin.html	36	0.34%
49.	EPA Sustainability Programs P3 NCER ORD US EPA http://es.epa.gov/ncer/p3/epa/	36	0.34%

	Pages	Visits	% Visits
50.	2006 National Expo Photo Gallery P3: People, Prosperity and the Planet Student Design Competition for Sustainability US EPA http://es.epa.gov/ncer/p3/event_2006/event_photos/mall_event_general/expo.html	34	0.32%
51.	P3 Newsroom Archive 2006 Newsroom P3 NCER ORD US EPA http://es.epa.gov/ncer/p3/press/	34	0.32%
52.	2007 National Expo Photo Gallery P3 NCER ORD US EPA http://es.epa.gov/ncer/p3/event_2007/event_photos/expo/expo.html	33	0.31%
53.	Grant Recipients P3 NCER ORD US EPA http://es.epa.gov/ncer/p3/grantrecip.html	33	0.31%
54.	National Mall Map 2006 Newsroom P3 NCER ORD US EPA http://es.epa.gov/ncer/p3/press/mall_map.html	33	0.31%
55.	The Virtual World Lets Students Ponder How to Save Mother Earth Newsroom P3 NCER ORD US EPA http://es.epa.gov/ncer/p3/press/11_14_06.html	32	0.30%
56.	Phase II - P3 Award Winners P3 NCER ORD US EPA http://es.epa.gov/ncer/p3/award_winners.html	32	0.30%
57.	Solicitation Opens Phase I - Project Development P3 NCER ORD US EPA http://es.epa.gov/ncer/p3/solopen.html	32	0.30%
58.	Sustainability Challenge Areas P3 NCER ORD US EPA http://es.epa.gov/ncer/p3/challengearea.html	31	0.29%
59.	Employment Resources Forum P3 NCER ORD US EPA http://es.epa.gov/ncer/p3/forum/employ.html	30	0.28%
60.	2006 Award Ceremony Photo Gallery P3: People, Prosperity and the Planet Student Design Competition for Sustainability US EPA http://es.epa.gov/ncer/p3/event_2006/event_photos/awards/awards.html	30	0.28%
61.	2006 Award Ceremony Agenda 2006 Newsroom P3 NCER ORD US EPA http://es.epa.gov/ncer/p3/press/awardagenda06.html	30	0.28%
62.	Shedding Light on Clean Drinking Water P3 NCER ORD US EPA http://es.epa.gov/ncer/p3/success/berkeley.html	29	0.27%
63.	2005 In Process Project Photos P3 NCER ORD US EPA http://es.epa.gov/ncer/p3/project_photos/2005_projects.html	29	0.27%
64.	National Sustainable Design Expo Archive P3 NCER ORD US EPA http://es.epa.gov/ncer/p3/expo/expo_archive.html	28	0.26%

	Pages	Visits	% Visits
65.	2005 Project Descriptions and Photos P3 NCER ORD US EPA http://es.epa.gov/ncer/p3/project_websites/2005/2005_phase_1_project_websites.html	28	0.26%
66.	2008 Award Ceremony Photo Gallery P3 NCER ORD US EPA http://es.epa.gov/ncer/p3/event_2008/event_photos/awards/awards.html	28	0.26%
67.	2005 Phase 2 Award Winners and Honorable Mentions 2006 Newsroom P3 NCER ORD US EPA http://es.epa.gov/ncer/p3/project_websites/2004_phase_2_project_websites.html	28	0.26%
68.	Notification Phase I - Project Development P3 NCER ORD US EPA http://es.epa.gov/ncer/p3/notification.html	27	0.25%
69.	University Teams Earn Sustainable Design Prizes - Biomethane Car And Learning Barge Among The Projects On The National Mall Newsroom P3 NCER ORD US EPA http://es.epa.gov/ncer/p3/press/04_26_07_msnbc.html	27	0.25%
70.	Phase I - Project Development P3 NCER ORD US EPA http://es.epa.gov/ncer/p3/phase1proof.html	26	0.24%
71.	2005 P3 Competitors P3 NCER ORD US EPA http://es.epa.gov/ncer/p3/project_photos/2005_competitors.html	26	0.24%
72.	AAAS Research Programs Forum P3 NCER ORD US EPA http://es.epa.gov/ncer/p3/forum/aaas.html	26	0.24%
73.	Peer Review Phase I - Project Development P3 NCER ORD US EPA http://es.epa.gov/ncer/p3/peerreview.html	26	0.24%
74.	Student Group Tests Solar Greenhouse Energy Efficiency Newsroom P3 NCER ORD US EPA http://es.epa.gov/ncer/p3/press/04_26_07_mtimes.html	26	0.24%
75.	EPA: P3: People, Prosperity and the Planet Student Design Competition for Sustainability: Information for Faculty http://es.epa.gov/ncer/p3/info/faculty.html	26	0.24%
76.	SU833553 2007/2008 P3 Teams P3 NCER ORD US EPA http://es.epa.gov/ncer/p3/event_2008/event_photos/teams/su833553/su833553.html	25	0.23%
77.	EPA: NCER: P3 http://es.epa.gov/ncer/p3recipients/2005/	25	0.23%
78.	SU833537 2007/2008 P3 Teams P3 NCER ORD US EPA http://es.epa.gov/ncer/p3/event_2008/event_photos/teams/su833537/su833537.html	23	0.22%

	Pages	Visits	% Visits
79.	EPA: P3 Award: Press Release http://es.epa.gov/ncer/p3/projects/	23	0.22%
80.	Phase II - P3 Award Winners P3 NCER ORD US EPA http://es.epa.gov/ncer/p3/phase2follow.html	23	0.22%
81.	2004 P3 Projects Past P3 Projects P3 NCER ORD US EPA http://es.epa.gov/ncer/p3/project_websites/2004_project_websites.html	22	0.21%
82.	Announcements and Discussion Area Information for P3 Teams P3 NCER ORD US EPA http://es.epa.gov/ncer/p3/event_2009/09_announcements.html	22	0.21%
83.	Index of /ncer/p3/event_2007/event_photos/awards/ http://es.epa.gov/ncer/p3/event_2007/event_photos/awards/	22	0.21%
84.	Senator Clinton Congratulates Clarkson University Students on Winning http://es.epa.gov/ncer/p3/press/may_11_2006hillary.html	22	0.21%
85.	2006-2007 Project Descriptions and Photos P3 NCER ORD US EPA http://es.epa.gov/ncer/p3/project_websites/2006/project_websites.html	22	0.21%
86.	Publications P3 NCER ORD US EPA http://es.epa.gov/ncer/p3/publications.html	22	0.21%
87.	SU832512 2005 Project Descriptions and Photos P3 NCER ORD US EPA http://es.epa.gov/ncer/p3/event_2006/su832512/su832512.html	22	0.21%
88.	Judges Photo Photo Gallery P3 NCER ORD US EPA http://es.epa.gov/ncer/p3/event_2005/event_photos/judges/judges.html	21	0.20%
89.	Students Showcase Green Designs for the Planet Newsroom P3 NCER ORD US EPA http://es.epa.gov/ncer/p3/press/04_27_07_voa.html	21	0.20%
90.	Resources P3 NCER ORD US EPA http://es.epa.gov/ncer/p3/resources.html	20	0.19%
91.	SU833524 2008 Project Descriptions P3 NCER ORD US EPA http://es.epa.gov/ncer/p3/project_websites/2008/su833524.html	20	0.19%
92.	EPA: P3: People, Prosperity and the Planet Student Design Competition for Sustainability: Highlights for 2005 http://es.epa.gov/ncer/p3/info/highlights.html	19	0.18%
93.	Speaker's Biographies Awards Ceremony 2006 Newsroom P3 NCER ORD US EPA http://es.epa.gov/ncer/p3/press/awardsbios.html	19	0.18%

	Pages	Visits	% Visits
94.	SU833518 2007/2008 P3 Teams P3 NCER ORD US EPA http://es.epa.gov/ncer/p3/event_2008/event_photos/teams/su833518/su833518.html	19	0.18%
95.	National Sustainable Design Expo Co-Sponsors Information For P3 NCER ORD US EPA http://es.epa.gov/ncer/p3/info/cosponsors_archive.html	19	0.18%
96.	Sustainable Design Expo Newsroom P3 NCER ORD US EPA http://es.epa.gov/ncer/p3/press/04_25_07.html	18	0.17%
97.	2008 Event Date and Location P3 NCER ORD US EPA http://es.epa.gov/ncer/p3/event_2008/08_date_loc.html	18	0.17%
98.	Eligibility P3 NCER ORD US EPA http://es.epa.gov/ncer/p3/eligibility/	18	0.17%
99.	SU833553 2008 Project Descriptions P3 NCER ORD US EPA http://es.epa.gov/ncer/p3/project_websites/2008/su833553.html	18	0.17%
100.	Past P3 Projects by Topic Past P3 Projects P3 NCER ORD US EPA http://es.epa.gov/ncer/p3/abtable1.html	18	0.17%
101.	2008 Judging Panel Information for P3 Teams P3 NCER ORD US EPA http://es.epa.gov/ncer/p3/event_2008/judges/bios.html	18	0.17%
102.	2008 P3 Competitors Photo Gallery P3 NCER ORD US EPA http://es.epa.gov/ncer/p3/event_2008/event_photos/teams/2008_competitors.html	18	0.17%
103.	Judges P3 NCER ORD US EPA http://es.epa.gov/ncer/p3/judges.html	18	0.17%
104.	Photos of the 2005 National Expo Photo Gallery P3 NCER ORD US EPA http://es.epa.gov/ncer/p3/event_2005/event_photos/general_mall_photos/expo.html	17	0.16%
105.	SU833562 2008 Project Descriptions P3 NCER ORD US EPA http://es.epa.gov/ncer/p3/project_websites/2008/su833562.html	17	0.16%
106.	Student Group Tests Solar Greenhouse Energy Efficiency Newsroom P3 NCER ORD US EPA http://es.epa.gov/ncer/p3/press/04_16_07.html	17	0.16%
107.	2006/2007 P3 Teams P3 NCER ORD US EPA http://es.epa.gov/ncer/p3/project_websites/2006/	17	0.16%
108.	SU833521 2008 Project Descriptions P3 NCER ORD US EPA http://es.epa.gov/ncer/p3/project_websites/2008/su833521.html	16	0.15%

	Pages	Visits	% Visits
109.	2006 National Mall P3 Award Competition Agenda P3 NCER ORD US EPA http://es.epa.gov/ncer/p3/press/agenda06.html	16	0.15%
110.	Media Archive Info For P3 NCER ORD US EPA http://es.epa.gov/ncer/p3/info/media_archive.html	16	0.15%
111.	EPA: P3: People, Prosperity and the Planet Student Design Competition for Sustainability: Information for P3 Teams http://es.epa.gov/ncer/p3/info/team.html	16	0.15%
112.	SU833512 2007/2008 P3 Teams P3 NCER ORD US EPA http://es.epa.gov/ncer/p3/event_2008/event_photos/teams/su833512/su833512.html	16	0.15%
113.	SU833518 2008 Project Descriptions P3 NCER ORD US EPA http://es.epa.gov/ncer/p3/project_websites/2008/su833518.html	16	0.15%
114.	Competition Challenges Students to Develop Environmentally-Friendly Technology 2006 Newsroom P3 NCER ORD US EPA http://es.epa.gov/ncer/p3/press/may_19_2006voa.html	15	0.14%
115.	Soundings - Biomethane Project Could Help Planet Newsroom P3 NCER ORD US EPA http://es.epa.gov/ncer/p3/press/04_22_07_olympian.html	15	0.14%
116.	SU833911 2009 Project Descriptions P3 NCER ORD US EPA http://es.epa.gov/ncer/p3/project_websites/2009/su833911.html	15	0.14%
117.	U of I Students Develop Water Filtration with Global Implications 2007 Newsroom P3 NCER ORD US EPA http://es.epa.gov/ncer/p3/press/06_02_07.html	15	0.14%
118.	NEWS RELEASE P3 NCER ORD US EPA http://es.epa.gov/ncer/p3/press/archive/news_release_051705.html	14	0.13%
119.	SU833530 2007/2008 P3 Teams P3 NCER ORD US EPA http://es.epa.gov/ncer/p3/event_2008/event_photos/teams/su833530/su833530.html	14	0.13%
120.	Looking to the sky for a water supply 2006 Newsroom P3 NCER ORD US EPA http://es.epa.gov/ncer/p3/press/april_16_2006north.html	14	0.13%
121.	Index of /ncer/p3/project_photos/su831888/ http://es.epa.gov/ncer/p3/project_photos/su831888/	14	0.13%
122.	SU833918 2009 Project Descriptions P3 NCER ORD US EPA http://es.epa.gov/ncer/p3/project_websites/2009/su833918.html	14	0.13%

	Pages	Visits	% Visits
123.	National Sustainable Design Expo P3 NCER ORD US EPA http://es.epa.gov/ncer/p3/expo/	14	0.13%
124.	SU833939 2009 Project Descriptions P3 NCER ORD US EPA http://es.epa.gov/ncer/p3/project_websites/2009/su833939.html	14	0.13%
125.	SU833548 2008 Project Descriptions P3 NCER ORD US EPA http://es.epa.gov/ncer/p3/project_websites/2008/su833548.html	13	0.12%
126.	SU833179 2006 Project Descriptions and Photos P3 NCER ORD US EPA http://es.epa.gov/ncer/p3/project_websites/2006/su833179.html	13	0.12%
127.	Page Title P3 NCER ORD US EPA http://es.epa.gov/ncer/p3/awardplanet.html	13	0.12%
128.	Students' Designs Provide Look into Future Newsroom P3 NCER ORD US EPA http://es.epa.gov/ncer/p3/press/04_26_07_voa.html	13	0.12%
129.	"Growing" Buildings 2006 Newsroom P3 NCER ORD US EPA http://es.epa.gov/ncer/p3/press/may_14_2006.html	13	0.12%
130.	SU833909 2009 Project Descriptions P3 NCER ORD US EPA http://es.epa.gov/ncer/p3/project_websites/2009/su833909.html	13	0.12%
131.	Green Event Strategies National Sustainable Design Expo P3 NCER ORD US EPA http://es.epa.gov/ncer/p3/greenevent.html	13	0.12%
132.	SU831880 Project Descriptions and Photos P3 NCER ORD US EPA http://es.epa.gov/ncer/p3/project_photos/su831880/su831880.html	13	0.12%
133.	SU833528 2007/2008 P3 Teams P3 NCER ORD US EPA http://es.epa.gov/ncer/p3/event_2008/event_photos/teams/su833528/su833528.html	13	0.12%
134.	2005 Photo Gallery P3 NCER ORD US EPA http://es.epa.gov/ncer/p3/event_2005/event_photos/award_ceremony/awards.html	13	0.12%
135.	SU833149 2006 Project Descriptions and Photos P3 NCER ORD US EPA http://es.epa.gov/ncer/p3/project_websites/2006/su833149.html	13	0.12%
136.	SU833931 2009 Project Descriptions P3 NCER ORD US EPA http://es.epa.gov/ncer/p3/project_websites/2009/su833931.html	13	0.12%

	Pages	Visits	% Visits
137.	Lynden Cows Fuel WWU Vehicle Newsroom P3 NCER ORD US EPA http://es.epa.gov/ncer/p3/press/05_02_07_lynden.html	13	0.12%
138.	University Of New Hampshire Students Without Borders Draw Water From Sand Newsroom P3 NCER ORD US EPA http://es.epa.gov/ncer/p3/press/04_24_07_statesnews.html	12	0.11%
139.	SU833520 2008 Project Descriptions P3 NCER ORD US EPA http://es.epa.gov/ncer/p3/project_websites/2008/su833520.html	12	0.11%
140.	SU833921 2009 Project Descriptions P3 NCER ORD US EPA http://es.epa.gov/ncer/p3/project_websites/2009/su833921.html	12	0.11%
141.	SU83181 Project Descriptions and Photos P3 NCER ORD US EPA http://es.epa.gov/ncer/p3/project_photos/su831811/su831811.html	12	0.11%
142.	Judges 2006 P3 NCER ORD US EPA http://es.epa.gov/ncer/p3/info/judges06.html	12	0.11%
143.	Western Wins \$75,000 Grant - EPA Grant To Bolster Biogas Refinery Built By Students Newsroom P3 NCER ORD US EPA http://es.epa.gov/ncer/p3/press/05_01_07_western.html	12	0.11%
144.	SU833558 2007/2008 P3 Teams P3 NCER ORD US EPA http://es.epa.gov/ncer/p3/event_2008/event_photos/teams/su833558/su833558.html	12	0.11%
145.	SU833913 2009 Project Descriptions P3 NCER ORD US EPA http://es.epa.gov/ncer/p3/project_websites/2009/su833913.html	12	0.11%
146.	SU832484 2005 Project Descriptions and Photos P3 NCER ORD US EPA http://es.epa.gov/ncer/p3/event_2006/su832484/su832484.html	12	0.11%
147.	SU833528 2008 Project Descriptions P3 NCER ORD US EPA http://es.epa.gov/ncer/p3/project_websites/2008/su833528.html	12	0.11%
148.	Illinois Team Is A Winner In EPA Competition Newsroom P3 NCER ORD US EPA http://es.epa.gov/ncer/p3/press/05_01_07_uiuc.html	12	0.11%
149.	SU833551 2007/2008 P3 Teams P3 NCER ORD US EPA http://es.epa.gov/ncer/p3/event_2008/event_photos/teams/su833551/su833551.html	12	0.11%

	Pages	Visits	% Visits
150.	See the Future Today 2006 Newsroom P3 NCER ORD US EPA http://es.epa.gov/ncer/p3/press/may_01_2006.html	11	0.10%
151.	Prosperity - Small Business Phase II - P3 Award Winners P3 NCER ORD US EPA http://es.epa.gov/ncer/p3/awardsmallbiz.html	11	0.10%
152.	SU833523 2008 Project Descriptions P3 NCER ORD US EPA http://es.epa.gov/ncer/p3/project_websites/2008/su833523.html	11	0.10%
153.	SU833538 2008 Project Descriptions P3 NCER ORD US EPA http://es.epa.gov/ncer/p3/project_websites/2008/su833538.html	11	0.10%
154.	2008/2009 P3 Teams P3 NCER ORD US EPA http://es.epa.gov/ncer/p3/project_websites/2009/	11	0.10%
155.	Green Technology at the Sustainable Design http://es.epa.gov/ncer/p3/press/may_12_2006down.html	11	0.10%
156.	SU833946 2009 Project Descriptions P3 NCER ORD US EPA http://es.epa.gov/ncer/p3/project_websites/2009/su833946.html	11	0.10%
157.	Announcements and Discussion Area Information for P3 Teams P3 NCER ORD US EPA http://es.epa.gov/ncer/p3/event_2008/08_announcements.html	11	0.10%
158.	SU833522 2008 Project Descriptions P3 NCER ORD US EPA http://es.epa.gov/ncer/p3/project_websites/2008/su833522.html	11	0.10%
159.	P3 Award Competition P3 NCER ORD US EPA http://es.epa.gov/ncer/p3/awardcomp.html	11	0.10%
160.	SU833521 2007/2008 P3 Teams P3 NCER ORD US EPA http://es.epa.gov/ncer/p3/event_2008/event_photos/teams/su833521/su833521.html	11	0.10%
161.	Announcements Archive National Sustainable Design Expo Archive Expo P3 NCER ORD US EPA http://es.epa.gov/ncer/p3/announcement_archive.html	11	0.10%
162.	NCIIA P3: People, Prosperity and the Planet Student Design Competition for Sustainability US EPA http://es.epa.gov/ncer/p3/partners/nciia.html	11	0.10%
163.	SU832512 Project Descriptions and Photos P3: People, Prosperity and the Planet Student Design Competition for Sustainability US EPA http://es.epa.gov/ncer/p3/photos_2006/su832512/su832512.html	11	0.10%

	Pages	Visits	% Visits
164.	SU833522 2007/2008 P3 Teams P3 NCER ORD US EPA http://es.epa.gov/ncer/p3/event_2008/event_photos/teams/su833522/su833522.html	11	0.10%
165.	SU833935 2009 Project Descriptions P3 NCER ORD US EPA http://es.epa.gov/ncer/p3/project_websites/2009/su833935.html	11	0.10%
166.	SU832486 2005 Project Descriptions and Photos P3 NCER ORD US EPA http://es.epa.gov/ncer/p3/project_websites/2005/su832486.html	10	0.09%
167.	Community Essay 2006 Newsroom P3 NCER ORD US EPA http://es.epa.gov/ncer/p3/press/zimmerman_esay_10_19_2005.html	10	0.09%
168.	SU833548 2007/2008 P3 Teams P3 NCER ORD US EPA http://es.epa.gov/ncer/p3/event_2008/event_photos/teams/su833548/su833548.html	10	0.09%
169.	SU833561 2008 Project Descriptions P3 NCER ORD US EPA http://es.epa.gov/ncer/p3/project_websites/2008/su833561.html	10	0.09%
170.	SU833530 2008 Project Descriptions P3 NCER ORD US EPA http://es.epa.gov/ncer/p3/project_websites/2008/su833530.html	10	0.09%
171.	SU833551 2008 Project Descriptions P3 NCER ORD US EPA http://es.epa.gov/ncer/p3/project_websites/2008/su833551.html	10	0.09%
172.	SU831868 Project Descriptions and Photos P3 NCER ORD US EPA http://es.epa.gov/ncer/p3/project_photos/su831868/su831868.html	10	0.09%
173.	SU834015 2009 Project Descriptions P3 NCER ORD US EPA http://es.epa.gov/ncer/p3/project_websites/2009/su834015.html	10	0.09%
174.	SU833950 2009 Project Descriptions P3 NCER ORD US EPA http://es.epa.gov/ncer/p3/project_websites/2009/su833950.html	10	0.09%
175.	Index of /ncer/p3/project_photos/su831826/ http://es.epa.gov/ncer/p3/project_photos/su831826/	10	0.09%
176.	Students Step it up for Sustainability 2006 Newsroom P3 NCER ORD US EPA http://es.epa.gov/ncer/p3/press/june_28_2006ord.html	10	0.09%

	Pages	Visits	% Visits
177.	SU833545 2008 Project Descriptions P3 NCER ORD US EPA http://es.epa.gov/ncer/p3/project_websites/2008/su833545.html	10	0.09%
178.	SU833170 2006 Project Descriptions and Photos P3 NCER ORD US EPA http://es.epa.gov/ncer/p3/project_websites/2006/su833170.html	10	0.09%
179.	SU831883 Project Descriptions and Photos P3 NCER ORD US EPA http://es.epa.gov/ncer/p3/project_photos/su831883/su831883.html	10	0.09%
180.	U.Va.'s Learning Barge Project Wins \$75,000 EPA P3 Award for Sustainable DESIGN 2007 Newsroom P3 NCER ORD US EPA http://es.epa.gov/ncer/p3/press/05_07_07_uva.html	10	0.09%
181.	SU833945 2009 Project Descriptions P3 NCER ORD US EPA http://es.epa.gov/ncer/p3/project_websites/2009/su833945.html	10	0.09%
182.	SU833941 2009 Project Descriptions P3 NCER ORD US EPA http://es.epa.gov/ncer/p3/project_websites/2009/su833941.html	10	0.09%
183.	STUDENT TEAMS RECEIVE EPA'S FIRST P3 AWARDS 2006 Newsroom P3 NCER ORD US EPA http://es.epa.gov/ncer/p3/press/news_release_051705.html	10	0.09%
184.	Clarkson University Sustainable Design Team presenting research at National Design competition 2006 Newsroom P3 NCER ORD US EPA http://es.epa.gov/ncer/p3/press/may_10_2006wwti.html	10	0.09%
185.	SU833917 2009 Project Descriptions P3 NCER ORD US EPA http://es.epa.gov/ncer/p3/project_websites/2009/su833917.html	10	0.09%
186.	Index of /ncer/p3/event_2005/su831826/ http://es.epa.gov/ncer/p3/event_2005/su831826/	10	0.09%
187.	First National Sustainable Design Expo to Showcase Innovative 'Green Technology' 2006 Newsroom P3 NCER ORD US EPA http://es.epa.gov/ncer/p3/press/may_04w_2006.html	9	0.08%
188.	SU833513 2008 Project Descriptions P3 NCER ORD US EPA http://es.epa.gov/ncer/p3/project_websites/2008/su833513.html	9	0.08%
189.	SU832474 2005 Project Descriptions and Photos P3 NCER ORD US EPA http://es.epa.gov/ncer/p3/project_websites/2005/su832474.html	9	0.08%

	Pages	Visits	% Visits
190.	SU833517 2008 Project Descriptions P3 NCER ORD US EPA http://es.epa.gov/ncer/p3/project_websites/2008/su833517.html	9	0.08%
191.	SU833552 2007/2008 P3 Teams P3 NCER ORD US EPA http://es.epa.gov/ncer/p3/event_2008/event_photos/teams/su833552/su833552.html	9	0.08%
192.	SU833546 2007/2008 P3 Teams P3 NCER ORD US EPA http://es.epa.gov/ncer/p3/event_2008/event_photos/teams/su833546/su833546.html	9	0.08%
193.	Index of /ncer/p3/images/ http://es.epa.gov/ncer/p3/images/	9	0.08%
194.	National Sustainable Design Expo 2007 Exhibitors P3 NCER ORD US EPA http://es.epa.gov/ncer/p3/expo/weblis_exhibitors2007.html	9	0.08%
195.	Students Win Grant for Environmental Work in Panama 2007 Newsroom P3 NCER ORD US EPA http://es.epa.gov/ncer/p3/press/06_05_07.html	9	0.08%
196.	Cal Poly Gets Nod At EPA Event Newsroom P3 NCER ORD US EPA http://es.epa.gov/ncer/p3/press/04_29_07.html	9	0.08%
197.	Professors, Students Make Environmentally Sustainable House Newsroom P3 NCER ORD US EPA http://es.epa.gov/ncer/p3/press/04_26_07_ballstate.html	9	0.08%
198.	SU832505 2005 Project Descriptions and Photos P3 NCER ORD US EPA http://es.epa.gov/ncer/p3/project_websites/2005/su832505.html	9	0.08%
199.	Project Descriptions and Photos P3 NCER ORD US EPA http://es.epa.gov/ncer/p3/project_websites/2004/su831863.html	9	0.08%
200.	SU833512 2008 Project Descriptions P3 NCER ORD US EPA http://es.epa.gov/ncer/p3/project_websites/2008/su833512.html	9	0.08%
Subtotal for rows: 1 - 200		8,257	77.44%
Other		2,406	22.56%
Total		10,663	100.00%

items 1-200 of 938

Exit Pages - Help Card



Column Definitions

Exit Page

The last page viewed in a given visit. Every visit has one and only one exit page.

Visits

For each exit page, the total number of visits that ended with that page.

%

For each page (row), the percentage of all visits to the site that went to that particular page during the report time period.



Report Descriptions

Briefly:

If a visitor leaves your site or is inactive for a long time, Webtrends counts the visit as "ended" after 30 minutes of inaction. Visitors may have:

- Browsed to a different site
- Closed their browser
- Remained inactive for more than 30 minutes but did not leave your site. Note that if a visitor resumes clicking on your site after 30 minutes of inactivity, WebTrends records two visits, one before and one after the pause. Consequently, the last page viewed before the long pause will appear as an Exit Page, the first page viewed after the long pause will appear in the Entry Pages report, and your own domain will be the referring domain.

It's usually not possible to know where a visitor went after your site. Log files only record those clicks that are requests for files housed on *your* servers. If your site has links to other sites, it is possible to find out if visitors left the site using those links if you modify those links so that, when clicked on, they request a redirect page from your server that in turn takes them to the destination site.

It's usually not possible to know how long a visitor stayed on the exit page before leaving. All that is known is that the visitor had no activity (clicks) for at least 30 minutes.

Uses and Interpretation:

Examine each exit page in the report and ask yourself whether it can be considered a desirable or undesirable ending point for a visit. For example, a purchase thank-you page would be a desirable end of a visit, but a page in the middle of a registration process would be undesirable as a last page.

Undesirable exit pages may indicate a problem needing addressing, such as:

- a difficult multi-step process
- a page that takes too long to load
- content that does not hold the visitor's interest
- confusing navigation

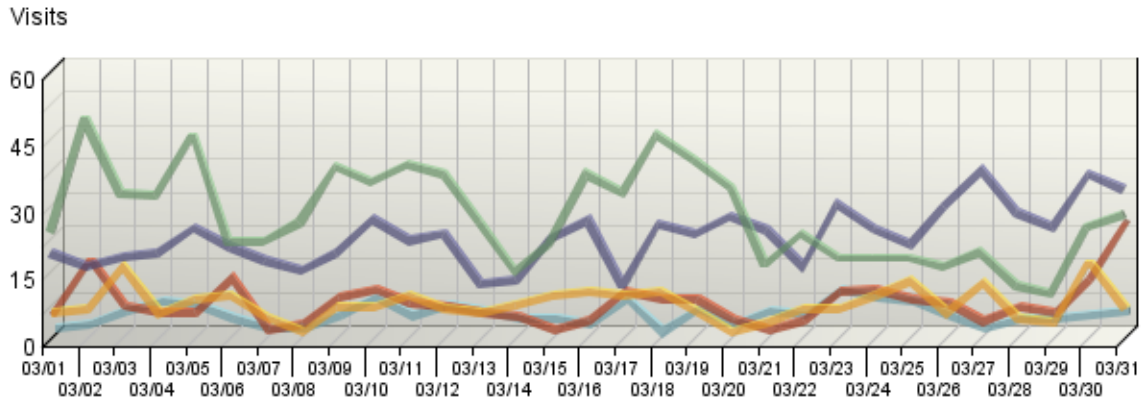
Other relevant reports and analyses:

Relationship to Entry Pages and Single-Page Visits.

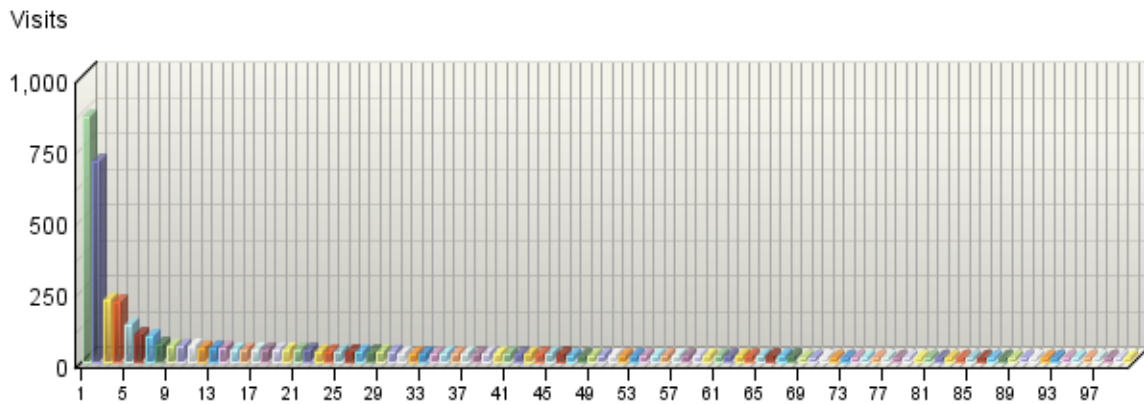
Single-Page Visits

This report lists pages that were the only page viewed during visits that were exactly one page long.

Single-Page Visits: Trend Over Time



Single-Page Visits



Single-Page Visits

	Pages	Visits	% Visits
■ 1.	P3 NCER ORD US EPA http://es.epa.gov/ncer/P3/	857	13.43%
■ 2.	National Sustainable Design Expo 2008 P3 NCER ORD US EPA http://es.epa.gov/ncer/p3/expo/expo_2008.html	700	10.97%

	Pages	Visits	% Visits
3.	2008/2009 P3 Teams P3 NCER ORD US EPA http://es.epa.gov/ncer/p3/current/	217	3.40%
4.	National Sustainable Design Expo P3 NCER ORD US EPA http://es.epa.gov/ncer/p3/expo/	212	3.32%
5.	Basic Information P3 NCER ORD US EPA http://es.epa.gov/ncer/p3/fact_sheet.html	128	2.01%
6.	2007 Award Ceremony Photo Gallery P3 NCER ORD US EPA http://es.epa.gov/ncer/p3/event_2007/event_photos/awards/awards.html	93	1.46%
7.	2008 P3 Award Winners P3 Award Winners and Successes P3 NCER ORD US EPA http://es.epa.gov/ncer/p3/project_websites/2008/2008awardwinners.html	86	1.35%
8.	Car Fueled With Biogas From Cow Manure: WWU Students Convert Methane Into Natural Gas Newsroom P3 NCER ORD US EPA http://es.epa.gov/ncer/p3/press/04_22_07.html	61	0.96%
9.	How to Apply Phase I - Project Development P3 NCER ORD US EPA http://es.epa.gov/ncer/p3/apply/	56	0.88%
10.	Newsroom P3 NCER ORD US EPA http://es.epa.gov/ncer/p3/news.html	54	0.85%
11.	EPA: NCER: P3 Award: A National Student Design Competition for Sustainability focusing on People, Prosperity, and the Planet http://es.epa.gov/ncer/p3/designs_sustain_rfp.html	51	0.80%
12.	2007 P3 Award Winners P3 Award Winners and Successes P3 NCER ORD US EPA http://es.epa.gov/ncer/p3/project_websites/2007/2007awardwinners.html	50	0.78%
13.	2008 Expo and P3 Videos P3 NCER ORD US EPA http://es.epa.gov/ncer/p3/multimedia.html	47	0.74%
14.	2006 P3 Award Winners P3 Award Winners and Successes P3 NCER ORD US EPA http://es.epa.gov/ncer/p3/project_websites/2006/2006awardwinners.html	47	0.74%
15.	Photo Gallery P3 NCER ORD US EPA http://es.epa.gov/ncer/p3/photo.html	42	0.66%
16.	Information For P3 NCER ORD US EPA http://es.epa.gov/ncer/p3/info/	41	0.64%
17.	Information for P3 Teams P3 NCER ORD US EPA http://es.epa.gov/ncer/p3/teams/	41	0.64%
18.	Current Partners Information for Partners P3 NCER ORD US EPA http://es.epa.gov/ncer/p3/partners/	40	0.63%

	Pages	Visits	% Visits
19.	Additional Awards P3 Award Competition P3 NCER ORD US EPA http://es.epa.gov/ncer/p3/addawards.html	39	0.61%
20.	Frequently Asked Questions National Sustainable Design Expo P3 NCER ORD US EPA http://es.epa.gov/ncer/p3/expo/faq.html	39	0.61%
21.	Making Water Treatment Plants Sustainable P3 NCER ORD US EPA http://es.epa.gov/ncer/p3/success/lehigh.html	39	0.61%
22.	2006 P3 Competitors Photo Gallery P3 NCER ORD US EPA http://es.epa.gov/ncer/p3/event_2006/2006_competitors.html	38	0.60%
23.	2008 Expo and P3 Audio Files P3 NCER ORD US EPA http://es.epa.gov/ncer/p3/event_2008/audio_files/	35	0.55%
24.	P3 and Other Awards Ceremony P3 NCER ORD US EPA http://es.epa.gov/ncer/p3/ceremony/	35	0.55%
25.	Other Sustainability Resources P3 NCER ORD US EPA http://es.epa.gov/ncer/p3/other/	34	0.53%
26.	EPA: NCER: P3: People, Prosperity and the Planet Student Design Competition for Sustainability: A National Student Design Competition for Sustainability focusing on People, Prosperity, and the Planet http://es.epa.gov/ncer/p3/designs_sustain_rfp_2005.html	34	0.53%
27.	Videos: Expo and P3 Overviews P3 NCER ORD US EPA http://es.epa.gov/ncer/p3/overviews.html	33	0.52%
28.	Contact Us P3 NCER ORD US EPA http://es.epa.gov/ncer/p3/contact.html	32	0.50%
29.	SU833524 2007/2008 P3 Teams P3 NCER ORD US EPA http://es.epa.gov/ncer/p3/event_2008/event_photos/teams/su833524/su833524.html	32	0.50%
30.	EPA Sustainability Programs P3 NCER ORD US EPA http://es.epa.gov/ncer/p3/epa/	31	0.49%
31.	Knowing the Score Helps Students Save Energy P3 NCER ORD US EPA http://es.epa.gov/ncer/p3/success/oberlinfeature.html	30	0.47%
32.	Logistics National Sustainable Design Expo P3 NCER ORD US EPA http://es.epa.gov/ncer/p3/expo/logistics.html	30	0.47%
33.	Phase II - P3 Award Winners P3 NCER ORD US EPA http://es.epa.gov/ncer/p3/award_winners.html	30	0.47%

	Pages	Visits	% Visits
34.	Jeopardy! Quizzes America with Environmental Clues Newsroom Archive Newsroom P3 NCER ORD US EPA http://es.epa.gov/ncer/p3/press/05_07_07.html	29	0.45%
35.	P3 Award Winners P3 NCER ORD US EPA http://es.epa.gov/ncer/p3/success/	28	0.44%
36.	Info for Exhibitors Information For P3 NCER ORD US EPA http://es.epa.gov/ncer/p3/become_exhibitor.html	28	0.44%
37.	Past P3 Projects P3 NCER ORD US EPA http://es.epa.gov/ncer/p3/past/	27	0.42%
38.	The Virtual World Lets Students Ponder How to Save Mother Earth Newsroom P3 NCER ORD US EPA http://es.epa.gov/ncer/p3/press/11_14_06.html	26	0.41%
39.	Greening the Campus: Improving the Environmental Performance of Buildings and Institutions P3 NCER ORD US EPA http://es.epa.gov/ncer/p3/success/oberlin.html	25	0.39%
40.	Forum P3 NCER ORD US EPA http://es.epa.gov/ncer/p3/forum/	25	0.39%
41.	2006 Award Ceremony Agenda 2006 Newsroom P3 NCER ORD US EPA http://es.epa.gov/ncer/p3/press/awardagenda06.html	25	0.39%
42.	Shedding Light on Clean Drinking Water P3 NCER ORD US EPA http://es.epa.gov/ncer/p3/success/berkeley.html	25	0.39%
43.	2008 National Expo Photo Gallery P3 NCER ORD US EPA http://es.epa.gov/ncer/p3/event_2008/event_photos/expo/expo.html	25	0.39%
44.	Draft Schedule of Events National Sustainable Design Expo P3 NCER ORD US EPA http://es.epa.gov/ncer/p3/expo/events.html	25	0.39%
45.	2005 In Process Project Photos P3 NCER ORD US EPA http://es.epa.gov/ncer/p3/project_photos/2005_projects.html	24	0.38%
46.	University Teams Earn Sustainable Design Prizes - Biomethane Car And Learning Barge Among The Projects On The National Mall Newsroom P3 NCER ORD US EPA http://es.epa.gov/ncer/p3/press/04_26_07_msnbc.html	24	0.38%
47.	Student Group Tests Solar Greenhouse Energy Efficiency Newsroom P3 NCER ORD US EPA http://es.epa.gov/ncer/p3/press/04_26_07_mtms.html	23	0.36%
48.	AAAS Research Programs Forum P3 NCER ORD US EPA http://es.epa.gov/ncer/p3/forum/aaas.html	22	0.34%

	Pages	Visits	% Visits
49.	SU833553 2007/2008 P3 Teams P3 NCER ORD US EPA http://es.epa.gov/ncer/p3/event_2008/event_photos/teams/su833553/su833553.html	22	0.34%
50.	Info for Co-Sponsors Information For P3 NCER ORD US EPA http://es.epa.gov/ncer/p3/info/cosponsors.html	22	0.34%
51.	Information for Partners Info For P3 NCER ORD US EPA http://es.epa.gov/ncer/p3/info/partners.html	22	0.34%
52.	2006 National Expo Photo Gallery P3: People, Prosperity and the Planet Student Design Competition for Sustainability US EPA http://es.epa.gov/ncer/p3/event_2006/event_photos/mall_event_general/expo.html	21	0.33%
53.	Senator Clinton Congratulates Clarkson University Students on Winning http://es.epa.gov/ncer/p3/press/may_11_2006hillary.html	20	0.31%
54.	Media Info For P3 NCER ORD US EPA http://es.epa.gov/ncer/p3/info/media.html	20	0.31%
55.	SU833537 2007/2008 P3 Teams P3 NCER ORD US EPA http://es.epa.gov/ncer/p3/event_2008/event_photos/teams/su833537/su833537.html	20	0.31%
56.	National Mall Map 2006 Newsroom P3 NCER ORD US EPA http://es.epa.gov/ncer/p3/press/mall_map.html	19	0.30%
57.	2007/2008 P3 Teams Past P3 Projects P3 NCER ORD US EPA http://es.epa.gov/ncer/p3/project_websites/2008/	19	0.30%
58.	SU832512 2005 Project Descriptions and Photos P3 NCER ORD US EPA http://es.epa.gov/ncer/p3/event_2006/su832512/su832512.html	19	0.30%
59.	Phase I - Project Development P3 NCER ORD US EPA http://es.epa.gov/ncer/p3/phase1proof.html	19	0.30%
60.	Forms National Sustainable Design Expo P3 NCER ORD US EPA http://es.epa.gov/ncer/p3/expo/forms.html	18	0.28%
61.	2006-2007 Project Descriptions and Photos P3 NCER ORD US EPA http://es.epa.gov/ncer/p3/project_websites/2006/project_websites.html	18	0.28%
62.	P3 Newsroom Archive 2006 Newsroom P3 NCER ORD US EPA http://es.epa.gov/ncer/p3/press/	18	0.28%
63.	Peer Review Phase I - Project Development P3 NCER ORD US EPA http://es.epa.gov/ncer/p3/peerreview.html	17	0.27%

	Pages	Visits	% Visits
64.	Sustainability Challenge Areas P3 NCER ORD US EPA http://es.epa.gov/ncer/p3/challengearea.html	17	0.27%
65.	2007 National Expo Photo Gallery P3 NCER ORD US EPA http://es.epa.gov/ncer/p3/event_2007/event_photos/expo/expo.html	17	0.27%
66.	Grant Recipients P3 NCER ORD US EPA http://es.epa.gov/ncer/p3/grantrecip.html	17	0.27%
67.	2005 Project Descriptions and Photos P3 NCER ORD US EPA http://es.epa.gov/ncer/p3/project_websites/2005/2005_phase_1_project_websites.html	17	0.27%
68.	Publications P3 NCER ORD US EPA http://es.epa.gov/ncer/p3/publications.html	17	0.27%
69.	2008 Award Ceremony Photo Gallery P3 NCER ORD US EPA http://es.epa.gov/ncer/p3/event_2008/event_photos/awards/awards.html	16	0.25%
70.	Notification Phase I - Project Development P3 NCER ORD US EPA http://es.epa.gov/ncer/p3/notification.html	16	0.25%
71.	2006 Award Ceremony Photo Gallery P3: People, Prosperity and the Planet Student Design Competition for Sustainability US EPA http://es.epa.gov/ncer/p3/event_2006/event_photos/awards/awards.html	16	0.25%
72.	EPA: P3: People, Prosperity and the Planet Student Design Competition for Sustainability: Information for Faculty http://es.epa.gov/ncer/p3/info/faculty.html	16	0.25%
73.	Forms P3 NCER ORD US EPA http://es.epa.gov/ncer/P3/forms/	16	0.25%
74.	SU833553 2008 Project Descriptions P3 NCER ORD US EPA http://es.epa.gov/ncer/p3/project_websites/2008/su833553.html	16	0.25%
75.	2007 P3 Competitors Photo Gallery P3 NCER ORD US EPA http://es.epa.gov/ncer/p3/event_2007/event_photos/teams/2007_competitors.html	15	0.24%
76.	2004 P3 Projects Past P3 Projects P3 NCER ORD US EPA http://es.epa.gov/ncer/p3/project_websites/2004_project_websites.html	15	0.24%
77.	Students Showcase Green Designs for the Planet Newsroom P3 NCER ORD US EPA http://es.epa.gov/ncer/p3/press/04_27_07_voa.html	15	0.24%

	Pages	Visits	% Visits
78.	SU833512 2007/2008 P3 Teams P3 NCER ORD US EPA http://es.epa.gov/ncer/p3/event_2008/event_photos/teams/su833512/su833512.html	15	0.24%
79.	Speaker's Biographies Awards Ceremony 2006 Newsroom P3 NCER ORD US EPA http://es.epa.gov/ncer/p3/press/awardsbios.html	14	0.22%
80.	2009 Event Date and Location P3 NCER ORD US EPA http://es.epa.gov/ncer/p3/event_2009/09_date_loc.html	14	0.22%
81.	2008 Judging Panel Information for P3 Teams P3 NCER ORD US EPA http://es.epa.gov/ncer/p3/event_2008/judges/bios.html	14	0.22%
82.	Application Overview Phase I - P3 Grant Competition/Proof of Concept P3 NCER ORD US EPA http://es.epa.gov/ncer/p3/appoverview.html	14	0.22%
83.	Judges P3 NCER ORD US EPA http://es.epa.gov/ncer/p3/judges.html	14	0.22%
84.	Competition Challenges Students to Develop Environmentally-Friendly Technology 2006 Newsroom P3 NCER ORD US EPA http://es.epa.gov/ncer/p3/press/may_19_2006voa.html	14	0.22%
85.	Student Group Tests Solar Greenhouse Energy Efficiency Newsroom P3 NCER ORD US EPA http://es.epa.gov/ncer/p3/press/04_16_07.html	14	0.22%
86.	2006 National Mall P3 Award Competition Agenda P3 NCER ORD US EPA http://es.epa.gov/ncer/p3/press/agenda06.html	14	0.22%
87.	2005 Phase 2 Award Winners and Honorable Mentions 2006 Newsroom P3 NCER ORD US EPA http://es.epa.gov/ncer/p3/project_websites/2004_phase_2_project_websites.html	14	0.22%
88.	National Sustainable Design Expo P3 NCER ORD US EPA http://es.epa.gov/ncer/p3/expo/	14	0.22%
89.	SU833518 2007/2008 P3 Teams P3 NCER ORD US EPA http://es.epa.gov/ncer/p3/event_2008/event_photos/teams/su833518/su833518.html	14	0.22%
90.	U of I Students Develop Water Filtration with Global Implications 2007 Newsroom P3 NCER ORD US EPA http://es.epa.gov/ncer/p3/press/06_02_07.html	13	0.20%
91.	Sustainable Design Expo Newsroom P3 NCER ORD US EPA http://es.epa.gov/ncer/p3/press/04_25_07.html	12	0.19%
92.	Soundings - Biomethane Project Could Help Planet Newsroom P3 NCER ORD US EPA http://es.epa.gov/ncer/p3/press/04_22_07_olympian.html	12	0.19%

	Pages	Visits	% Visits
93.	2005 P3 Competitors P3 NCER ORD US EPA http://es.epa.gov/ncer/p3/project_photos/2005_competitors.html	12	0.19%
94.	SU833562 2008 Project Descriptions P3 NCER ORD US EPA http://es.epa.gov/ncer/p3/project_websites/2008/su833562.html	12	0.19%
95.	SU833551 2007/2008 P3 Teams P3 NCER ORD US EPA http://es.epa.gov/ncer/p3/event_2008/event_photos/teams/su833551/su833551.html	11	0.17%
96.	Green Event Strategies National Sustainable Design Expo P3 NCER ORD US EPA http://es.epa.gov/ncer/p3/greenevent.html	11	0.17%
97.	Students' Designs Provide Look into Future Newsroom P3 NCER ORD US EPA http://es.epa.gov/ncer/p3/press/04_26_07_voa.html	11	0.17%
98.	Resources P3 NCER ORD US EPA http://es.epa.gov/ncer/p3/resources.html	11	0.17%
99.	Employment Resources Forum P3 NCER ORD US EPA http://es.epa.gov/ncer/p3/forum/employ.html	11	0.17%
100.	SU833530 2007/2008 P3 Teams P3 NCER ORD US EPA http://es.epa.gov/ncer/p3/event_2008/event_photos/teams/su833530/su833530.html	11	0.17%
101.	Judges Photo Photo Gallery P3 NCER ORD US EPA http://es.epa.gov/ncer/p3/event_2005/event_photos/judges/judges.html	11	0.17%
102.	Looking to the sky for a water supply 2006 Newsroom P3 NCER ORD US EPA http://es.epa.gov/ncer/p3/press/april_16_2006north.html	11	0.17%
103.	Solicitation Opens Phase I - Project Development P3 NCER ORD US EPA http://es.epa.gov/ncer/p3/solopen.html	11	0.17%
104.	Lynden Cows Fuel WWU Vehicle Newsroom P3 NCER ORD US EPA http://es.epa.gov/ncer/p3/press/05_02_07_lynden.html	11	0.17%
105.	Judges 2006 P3 NCER ORD US EPA http://es.epa.gov/ncer/p3/info/judges06.html	10	0.16%
106.	SU833522 2007/2008 P3 Teams P3 NCER ORD US EPA http://es.epa.gov/ncer/p3/event_2008/event_photos/teams/su833522/su833522.html	10	0.16%
107.	National Sustainable Design Expo Co-Sponsors Information For P3 NCER ORD US EPA http://es.epa.gov/ncer/p3/info/cosponsors_archive.html	10	0.16%

	Pages	Visits	% Visits
108.	SU833521 2007/2008 P3 Teams P3 NCER ORD US EPA http://es.epa.gov/ncer/p3/event_2008/event_photos/teams/su833521/su833521.html	10	0.16%
109.	Western Wins \$75,000 Grant - EPA Grant To Bolster Biogas Refinery Built By Students Newsroom P3 NCER ORD US EPA http://es.epa.gov/ncer/p3/press/05_01_07_western.html	10	0.16%
110.	NCIIA P3: People, Prosperity and the Planet Student Design Competition for Sustainability US EPA http://es.epa.gov/ncer/p3/partners/nciia.html	10	0.16%
111.	SU833939 2009 Project Descriptions P3 NCER ORD US EPA http://es.epa.gov/ncer/p3/project_websites/2009/su833939.html	10	0.16%
112.	SU833524 2008 Project Descriptions P3 NCER ORD US EPA http://es.epa.gov/ncer/p3/project_websites/2008/su833524.html	10	0.16%
113.	SU833521 2008 Project Descriptions P3 NCER ORD US EPA http://es.epa.gov/ncer/p3/project_websites/2008/su833521.html	10	0.16%
114.	SU831880 Project Descriptions and Photos P3 NCER ORD US EPA http://es.epa.gov/ncer/p3/project_photos/su831880/su831880.html	10	0.16%
115.	Page Title P3 NCER ORD US EPA http://es.epa.gov/ncer/p3/awardplanet.html	9	0.14%
116.	National Sustainable Design Expo Archive P3 NCER ORD US EPA http://es.epa.gov/ncer/p3/expo/expo_archive.html	9	0.14%
117.	SU833921 2009 Project Descriptions P3 NCER ORD US EPA http://es.epa.gov/ncer/p3/project_websites/2009/su833921.html	9	0.14%
118.	2008 P3 Competitors Photo Gallery P3 NCER ORD US EPA http://es.epa.gov/ncer/p3/event_2008/event_photos/teams/2008_competitors.html	9	0.14%
119.	STUDENT TEAMS RECEIVE EPA'S FIRST P3 AWARDS 2006 Newsroom P3 NCER ORD US EPA http://es.epa.gov/ncer/p3/press/news_release_051705.html	9	0.14%
120.	SU832484 2005 Project Descriptions and Photos P3 NCER ORD US EPA http://es.epa.gov/ncer/p3/event_2006/su832484/su832484.html	9	0.14%

	Pages	Visits	% Visits
121.	"Growing" Buildings 2006 Newsroom P3 NCER ORD US EPA http://es.epa.gov/ncer/p3/press/may_14_2006.html	9	0.14%
122.	SU833528 2007/2008 P3 Teams P3 NCER ORD US EPA http://es.epa.gov/ncer/p3/event_2008/event_photos/teams/su833528/su833528.html	9	0.14%
123.	Phase II - P3 Award Winners P3 NCER ORD US EPA http://es.epa.gov/ncer/p3/phase2follow.html	9	0.14%
124.	University Of New Hampshire Students Without Borders Draw Water From Sand Newsroom P3 NCER ORD US EPA http://es.epa.gov/ncer/p3/press/04_24_07_statesnews.html	9	0.14%
125.	SU833518 2008 Project Descriptions P3 NCER ORD US EPA http://es.epa.gov/ncer/p3/project_websites/2008/su833518.html	9	0.14%
126.	Professors, Students Make Environmentally Sustainable House Newsroom P3 NCER ORD US EPA http://es.epa.gov/ncer/p3/press/04_26_07_ballstate.html	8	0.13%
127.	Announcements and Discussion Area Information for P3 Teams P3 NCER ORD US EPA http://es.epa.gov/ncer/p3/event_2008/08_announcements.html	8	0.13%
128.	Green Dorm Project snags \$75,000 2006 Newsroom P3 NCER ORD US EPA http://es.epa.gov/ncer/p3/press/may_19_2006stanford.html	8	0.13%
129.	SU833925 2009 Project Descriptions P3 NCER ORD US EPA http://es.epa.gov/ncer/p3/project_websites/2009/su833925.html	8	0.13%
130.	SU833546 2008 Project Descriptions P3 NCER ORD US EPA http://es.epa.gov/ncer/p3/project_websites/2008/su833546.html	8	0.13%
131.	SU833151 2006 Project Descriptions and Photos P3 NCER ORD US EPA http://es.epa.gov/ncer/p3/project_websites/2006/su833151.html	8	0.13%
132.	Community Essay 2006 Newsroom P3 NCER ORD US EPA http://es.epa.gov/ncer/p3/press/zimmerman_essay_10_19_2005.html	8	0.13%
133.	Index of /ncer/p3/project_photos/su831888/ http://es.epa.gov/ncer/p3/project_photos/su831888/	8	0.13%

	Pages	Visits	% Visits
134.	Prosperity - Small Business Phase II - P3 Award Winners P3 NCER ORD US EPA http://es.epa.gov/ncer/p3/awardsmallbiz.html	8	0.13%
135.	Clarkson University Sustainable Design Team presenting research at National Design competition 2006 Newsroom P3 NCER ORD US EPA http://es.epa.gov/ncer/p3/press/may_10_2006wwti.html	8	0.13%
136.	Green Technology at the Sustainable Design http://es.epa.gov/ncer/p3/press/may_12_2006down.html	8	0.13%
137.	2008 Event Date and Location P3 NCER ORD US EPA http://es.epa.gov/ncer/p3/event_2008/08_date_loc.html	8	0.13%
138.	SU833545 2008 Project Descriptions P3 NCER ORD US EPA http://es.epa.gov/ncer/p3/project_websites/2008/su833545.html	8	0.13%
139.	Index of /ncer/p3/images/ http://es.epa.gov/ncer/p3/images/	8	0.13%
140.	SU833548 2008 Project Descriptions P3 NCER ORD US EPA http://es.epa.gov/ncer/p3/project_websites/2008/su833548.html	8	0.13%
141.	SU833517 2008 Project Descriptions P3 NCER ORD US EPA http://es.epa.gov/ncer/p3/project_websites/2008/su833517.html	8	0.13%
142.	EPA: P3 Award: Press Release http://es.epa.gov/ncer/p3/projects/	8	0.13%
143.	SU833530 2008 Project Descriptions P3 NCER ORD US EPA http://es.epa.gov/ncer/p3/project_websites/2008/su833530.html	7	0.11%
144.	SU833554 2007/2008 P3 Teams P3 NCER ORD US EPA http://es.epa.gov/ncer/p3/event_2008/event_photos/teams/su833554/su833554.html	7	0.11%
145.	SU833528 2008 Project Descriptions P3 NCER ORD US EPA http://es.epa.gov/ncer/p3/project_websites/2008/su833528.html	7	0.11%
146.	SU833913 2009 Project Descriptions P3 NCER ORD US EPA http://es.epa.gov/ncer/p3/project_websites/2009/su833913.html	7	0.11%
147.	People - Education Phase II - P3 Award Winners P3: People, Prosperity and the Planet Student Design Competition for Sustainability US EPA http://es.epa.gov/ncer/p3/awardededucation.html	7	0.11%

	Pages	Visits	% Visits
148.	SU833149 2006 Project Descriptions and Photos P3 NCER ORD US EPA http://es.epa.gov/ncer/p3/project_websites/2006/su833149.html	7	0.11%
149.	SU833539 2008 Project Descriptions P3 NCER ORD US EPA http://es.epa.gov/ncer/p3/project_websites/2008/su833539.html	7	0.11%
150.	U.Va.'s Learning Barge Project Wins \$75,000 EPA P3 Award for Sustainable DESIGN 2007 Newsroom P3 NCER ORD US EPA http://es.epa.gov/ncer/p3/press/05_07_07_uva.html	7	0.11%
151.	Illinois Team Is A Winner In EPA Competition Newsroom P3 NCER ORD US EPA http://es.epa.gov/ncer/p3/press/05_01_07_uiuc.html	7	0.11%
152.	Past P3 Projects by Topic Past P3 Projects P3 NCER ORD US EPA http://es.epa.gov/ncer/p3/abtable1.html	7	0.11%
153.	Media Archive Info For P3 NCER ORD US EPA http://es.epa.gov/ncer/p3/info/media_archive.html	7	0.11%
154.	Judges P3 NCER ORD US EPA http://es.epa.gov/ncer/p3/judging_criteria.html	7	0.11%
155.	SU833918 2009 Project Descriptions P3 NCER ORD US EPA http://es.epa.gov/ncer/p3/project_websites/2009/su833918.html	7	0.11%
156.	SU833551 2008 Project Descriptions P3 NCER ORD US EPA http://es.epa.gov/ncer/p3/project_websites/2008/su833551.html	7	0.11%
157.	SU833909 2009 Project Descriptions P3 NCER ORD US EPA http://es.epa.gov/ncer/p3/project_websites/2009/su833909.html	7	0.11%
158.	P3 Award Competition P3 NCER ORD US EPA http://es.epa.gov/ncer/p3/awardcomp.html	7	0.11%
159.	Photos of the 2005 National Expo Photo Gallery P3 NCER ORD US EPA http://es.epa.gov/ncer/p3/event_2005/event_photos/general_mall_photos/expo.html	7	0.11%
160.	Announcements Archive National Sustainable Design Expo Archive Expo P3 NCER ORD US EPA http://es.epa.gov/ncer/p3/announcement_archive.html	7	0.11%
161.	SU833522 2008 Project Descriptions P3 NCER ORD US EPA http://es.epa.gov/ncer/p3/project_websites/2008/su833522.html	7	0.11%

	Pages	Visits	% Visits
162.	SU833949 2009 Project Descriptions P3 NCER ORD US EPA http://es.epa.gov/ncer/p3/project_websites/2009/su833949.html	6	0.09%
163.	SU833179 2006 Project Descriptions and Photos P3 NCER ORD US EPA http://es.epa.gov/ncer/p3/project_websites/2006/su833179.html	6	0.09%
164.	SU833935 2009 Project Descriptions P3 NCER ORD US EPA http://es.epa.gov/ncer/p3/project_websites/2009/su833935.html	6	0.09%
165.	SU833529 2008 Project Descriptions P3 NCER ORD US EPA http://es.epa.gov/ncer/p3/project_websites/2008/su833529.html	6	0.09%
166.	SU833561 2008 Project Descriptions P3 NCER ORD US EPA http://es.epa.gov/ncer/p3/project_websites/2008/su833561.html	6	0.09%
167.	Cal Poly Gets Nod At EPA Event Newsroom P3 NCER ORD US EPA http://es.epa.gov/ncer/p3/press/04_29_07.html	6	0.09%
168.	SU833950 2009 Project Descriptions P3 NCER ORD US EPA http://es.epa.gov/ncer/p3/project_websites/2009/su833950.html	6	0.09%
169.	SU833195 2006 Project Descriptions and Photos P3 NCER ORD US EPA http://es.epa.gov/ncer/p3/project_websites/2006/su833195.html	6	0.09%
170.	SU833543 2008 Project Descriptions P3 NCER ORD US EPA http://es.epa.gov/ncer/p3/project_websites/2008/su833543.html	6	0.09%
171.	SU833508 2007/2008 P3 Teams P3 NCER ORD US EPA http://es.epa.gov/ncer/p3/event_2008/event_photos/teams/su833508/su833508.html	6	0.09%
172.	Candid Shots Photo Gallery P3 NCER ORD US EPA http://es.epa.gov/ncer/p3/event_2005/event_photos/p3_award_photos/candid_photos.html	6	0.09%
173.	SU833183 2006 Project Descriptions and Photos P3 NCER ORD US EPA http://es.epa.gov/ncer/p3/project_websites/2006/su833183.html	6	0.09%
174.	P3 Event Photos - Candid Shots Photo Gallery P3 NCER ORD US EPA http://es.epa.gov/ncer/p3/event_2005/P3_award_photos/candid_photos.html	6	0.09%

	Pages	Visits	% Visits
175.	SU833170 2006 Project Descriptions and Photos P3 NCER ORD US EPA http://es.epa.gov/ncer/p3/project_websites/2006/su833170.html	6	0.09%
176.	SU833544 2008 Project Descriptions P3 NCER ORD US EPA http://es.epa.gov/ncer/p3/project_websites/2008/su833544.html	6	0.09%
177.	SU833539 2007/2008 P3 Teams P3 NCER ORD US EPA http://es.epa.gov/ncer/p3/event_2008/event_photos/teams/su833539/su833539.html	6	0.09%
178.	EPA: NCER: P3 http://es.epa.gov/ncer/p3recipients/2005/	6	0.09%
179.	SU833929 2009 Project Descriptions P3 NCER ORD US EPA http://es.epa.gov/ncer/p3/project_websites/2009/su833929.html	6	0.09%
180.	Students Step it up for Sustainability 2006 Newsroom P3 NCER ORD US EPA http://es.epa.gov/ncer/p3/press/june_28_2006ord.html	6	0.09%
181.	SU833547 2008 Project Descriptions P3 NCER ORD US EPA http://es.epa.gov/ncer/p3/project_websites/2008/su833547.html	6	0.09%
182.	ASU Student Team Wins EPA Award for Solar Greenhouse Newsroom P3 NCER ORD US EPA http://es.epa.gov/ncer/p3/press/05_07_07_asu.html	6	0.09%
183.	Students Win Grant for Environmental Work in Panama 2007 Newsroom P3 NCER ORD US EPA http://es.epa.gov/ncer/p3/press/06_05_07.html	6	0.09%
184.	Good Work: For People and Planet 2006 Newsroom P3 NCER ORD US EPA http://es.epa.gov/ncer/p3/press/may_11_2006.html	6	0.09%
185.	2006/2007 P3 Teams P3 NCER ORD US EPA http://es.epa.gov/ncer/p3/project_websites/2006/	6	0.09%
186.	See the Future Today 2006 Newsroom P3 NCER ORD US EPA http://es.epa.gov/ncer/p3/press/may_01_2006.html	6	0.09%
187.	2005 Photo Gallery P3 NCER ORD US EPA http://es.epa.gov/ncer/p3/event_2005/event_photos/award_ceremony/awards.html	6	0.09%
188.	National Sustainable Design Expo 2007 Exhibitors P3 NCER ORD US EPA http://es.epa.gov/ncer/p3/expo/weblast_exhibitors2007.html	6	0.09%

	Pages	Visits	% Visits
189.	SU833552 2007/2008 P3 Teams P3 NCER ORD US EPA http://es.epa.gov/ncer/p3/event_2008/event_photos/teams/su833552/su833552.html	6	0.09%
190.	SU833517 2007/2008 P3 Teams P3 NCER ORD US EPA http://es.epa.gov/ncer/p3/event_2008/event_photos/teams/su833517/su833517.html	6	0.09%
191.	National Sustainable Design Expo Highlights Student Work 2006 Newsroom P3 NCER ORD US EPA http://es.epa.gov/ncer/p3/press/may_12_2006voa.html	6	0.09%
192.	SU833538 2008 Project Descriptions P3 NCER ORD US EPA http://es.epa.gov/ncer/p3/project_websites/2008/su833538.html	6	0.09%
193.	Index of /ncer/p3/event_2005/su831826/ http://es.epa.gov/ncer/p3/event_2005/su831826/	6	0.09%
194.	Project Descriptions and Photos P3 NCER ORD US EPA http://es.epa.gov/ncer/p3/project_websites/2004/su831818.html	6	0.09%
195.	Project Descriptions and Photos P3 NCER ORD US EPA http://es.epa.gov/ncer/p3/project_websites/2004/su831863.html	6	0.09%
196.	Highlights from the National Sustainable Design Expo Newsroom P3 NCER ORD US EPA http://es.epa.gov/ncer/p3/press/blog_05_01_07_sands.html	6	0.09%
197.	SU833945 2009 Project Descriptions P3 NCER ORD US EPA http://es.epa.gov/ncer/p3/project_websites/2009/su833945.html	6	0.09%
198.	EPA: P3: People, Prosperity and the Planet Student Design Competition for Sustainability: Information for P3 Teams http://es.epa.gov/ncer/p3/info/team.html	5	0.08%
199.	SU833938 2009 Project Descriptions P3 NCER ORD US EPA http://es.epa.gov/ncer/p3/project_websites/2009/su833938.html	5	0.08%
200.	SU832490 2005 Project Descriptions and Photos P3 NCER ORD US EPA http://es.epa.gov/ncer/p3/event_2006/su832490/su832490.html	5	0.08%
Subtotal for rows: 1 - 200		5,274	82.64%
Other		1,108	17.36%
Total		6,382	100.00%

items 1-200 of 699

Single-Page Visits - Help Card



Column Definitions

Pages

Any displayed page. You can specify for each profile the types of files that qualify as a page. These settings can be changed by the WebTrends administrator.

Visits

Number of visits where the specified page was the exit page. A visit is a series of actions that begins when a visitor views their first page from the server, and ends when the visitor leaves the site or remains idle beyond the idle-time limit. The default idle-time limit is thirty minutes. This time limit can be changed by the system administrator.

%

For each page (row), the percentage of all visits to the site that went to that particular page during the report time period.



Report Descriptions

Briefly:

The proportion of all visits that are single page visits can be surprisingly high, although this phenomenon is experienced on most public websites. But the Single Page Visit statistic is easily skewed by certain site structures. The most common is an arrival page that automatically redirects the visitor to the "real" home page. Single-Page Visits will be underestimated in these cases, because visitors have requested two pages by the time they reach the home page. Any visitor who leaves immediately will be counted as a two-page visit. Their single-page experience will not appear in the Single-Page Visits report.

The Single Page Visits report can be made more accurate by filtering out the arrival page (losing, unfortunately, important referrer information). A better solution is to change the URL of the redirect page into the URL of the target page, using the URL Search and Replace function or WebTrends Scripting Language. Parameters can be different in the two log lines as long as the stem is the same. In the logs, the session will appear to be two consecutive hits to the target page, which WebTrends perceives as a Single-Page Visit to the target page.

Uses and Interpretation:

Before using Single Page Visits (SPVs) to evaluate a site's success, be clear about which Single-Page Visits are desirable or undesirable. For example, are some of your pages intended to be self-sufficient, such as a "What's New" page?

SPVs can be part of a set of overall site metrics called "Percent of all Visits that are Single-Page Visits." Ideally, undesirable SPVs should be low, and desirable SPVs should be high.

Pages in which undesirable SPVs more than expected should be evaluated for possible content or design flaws. Examples:

- There is no obvious way to go further into the site.
- The page doesn't convey what the site is about.
- The visitor is overwhelmed by complexity of the page.
- The page takes too long to load.

In a marketing context, high numbers of Single-Page Visits can indicate that visitors are coming to the site for the wrong reason. Do new visitors have accurate perceptions about what the site offers? Are your ads or search engine listings giving the correct impression?

Other relevant reports and analyses:

Separate SPV Statistics for New and Returning Visitors

Paths, Forward: All Entry Pages

This report shows the most common page-by-page sequence followed by visitors after the specified start page. The paths may or may not include a visit's Exit Page.

Paths, Forward: All Entry Pages

	Next Page Next Page	Visits	% Visits
■	End Of Visit	6,883	64.55%
■ 1.	Basic Information P3 NCER ORD US EPA http://es.epa.gov/ncer/p3/fact_sheet.html	134	1.26%
	2008/2009 P3 Teams P3 NCER ORD US EPA http://es.epa.gov/ncer/p3/current/	12	8.96%
	How to Apply Phase I - Project Development P3 NCER ORD US EPA http://es.epa.gov/ncer/p3/apply/	8	5.97%
	Solicitation Opens Phase I - Project Development P3 NCER ORD US EPA http://es.epa.gov/ncer/p3/solopen.html	6	4.48%
	P3 NCER ORD US EPA http://es.epa.gov/ncer/P3/	5	3.73%
	Sustainability Challenge Areas P3 NCER ORD US EPA http://es.epa.gov/ncer/p3/challengearea.html	3	2.24%
	P3 and Other Awards Ceremony P3 NCER ORD US EPA http://es.epa.gov/ncer/p3/ceremony/	3	2.24%
	Phase II - P3 Award Winners P3 NCER ORD US EPA http://es.epa.gov/ncer/p3/phase2follow.html	3	2.24%
	EPA: NCER: P3 Award: A National Student Design Competition for Sustainability focusing on People, Prosperity, and the Planet http://es.epa.gov/ncer/p3/designs_sustain_rfp.html	2	1.49%
	Index of /ncer/p3/event_2006/su832477/ http://es.epa.gov/ncer/p3/event_2006/su832477/	1	0.75%
	P3 Award Winners P3 NCER ORD US EPA http://es.epa.gov/ncer/p3/success/	1	0.75%
■ 2.	National Sustainable Design Expo P3 NCER ORD US EPA http://es.epa.gov/ncer/p3/expo/	56	0.53%
	Draft Schedule of Events National Sustainable Design Expo P3 NCER ORD US EPA http://es.epa.gov/ncer/p3/expo/events.html	4	7.14%
	National Sustainable Design Expo Archive P3 NCER ORD US EPA http://es.epa.gov/ncer/p3/expo/expo_archive.html	4	7.14%

	Next Page Next Page	Visits	% Visits
	2008/2009 P3 Teams P3 NCER ORD US EPA http://es.epa.gov/ncer/p3/current/	3	5.36%
	Information for P3 Teams P3 NCER ORD US EPA http://es.epa.gov/ncer/p3/teams/	3	5.36%
	Announcements and Discussion Area Information for P3 Teams P3 NCER ORD US EPA http://es.epa.gov/ncer/p3/event_2009/09_announcements.html	2	3.57%
	Forms National Sustainable Design Expo P3 NCER ORD US EPA http://es.epa.gov/ncer/p3/expo/forms.html	1	1.79%
	End Of Visit	39	69.64%
■ 3.	P3 NCER ORD US EPA http://es.epa.gov/ncer/P3/	56	0.53%
	Basic Information P3 NCER ORD US EPA http://es.epa.gov/ncer/p3/fact_sheet.html	4	7.14%
	SU833528 2008 Project Descriptions P3 NCER ORD US EPA http://es.epa.gov/ncer/p3/project_websites/2008/su833528.html	1	1.79%
	SU832476 2005 Project Descriptions and Photos P3 NCER ORD US EPA http://es.epa.gov/ncer/p3/project_websites/2005/su832476.html	1	1.79%
	Project Descriptions and Photos P3 NCER ORD US EPA http://es.epa.gov/ncer/p3/project_websites/2004/su831834.html	1	1.79%
	End Of Visit	49	87.50%
■ 4.	2008/2009 P3 Teams P3 NCER ORD US EPA http://es.epa.gov/ncer/p3/current/	50	0.47%
	Draft Schedule of Events National Sustainable Design Expo P3 NCER ORD US EPA http://es.epa.gov/ncer/p3/expo/events.html	3	6.00%
	Information for P3 Teams P3 NCER ORD US EPA http://es.epa.gov/ncer/p3/teams/	3	6.00%
	Basic Information P3 NCER ORD US EPA http://es.epa.gov/ncer/p3/fact_sheet.html	2	4.00%
	P3 NCER ORD US EPA http://es.epa.gov/ncer/P3/	1	2.00%
	Index of /ncer/p3/event_2006/su832482/ http://es.epa.gov/ncer/p3/event_2006/su832482/	1	2.00%
	End Of Visit	40	80.00%

	Next Page Next Page	Visits	% Visits
■ 5.	How to Apply Phase I - Project Development P3 NCER ORD US EPA http://es.epa.gov/ncer/p3/apply/	48	0.45%
	2008/2009 P3 Teams P3 NCER ORD US EPA http://es.epa.gov/ncer/p3/current/	6	12.50%
	Application Overview Phase I - P3 Grant Competition/Proof of Concept P3 NCER ORD US EPA http://es.epa.gov/ncer/p3/appoverview.html	3	6.25%
	Newsroom P3 NCER ORD US EPA http://es.epa.gov/ncer/p3/news.html	2	4.17%
	Solicitation Opens Phase I - Project Development P3 NCER ORD US EPA http://es.epa.gov/ncer/p3/solopen.html	2	4.17%
	SU833168 2006 Project Descriptions and Photos P3 NCER ORD US EPA http://es.epa.gov/ncer/p3/project_websites/2006/su833168.html	1	2.08%
	Photo Gallery P3 NCER ORD US EPA http://es.epa.gov/ncer/p3/photo.html	1	2.08%
	Basic Information P3 NCER ORD US EPA http://es.epa.gov/ncer/p3/fact_sheet.html	1	2.08%
	End Of Visit	32	66.67%
■ 6.	Information for P3 Teams P3 NCER ORD US EPA http://es.epa.gov/ncer/p3/teams/	45	0.42%
	Videos: Expo and P3 Overviews P3 NCER ORD US EPA http://es.epa.gov/ncer/p3/overviews.html	7	15.56%
	Draft Schedule of Events National Sustainable Design Expo P3 NCER ORD US EPA http://es.epa.gov/ncer/p3/expo/events.html	4	8.89%
	2008/2009 P3 Teams P3 NCER ORD US EPA http://es.epa.gov/ncer/p3/current/	3	6.67%
	Frequently Asked Questions National Sustainable Design Expo P3 NCER ORD US EPA http://es.epa.gov/ncer/p3/expo/faq.html	2	4.44%
	2009 Event Date and Location P3 NCER ORD US EPA http://es.epa.gov/ncer/p3/event_2009/09_date_loc.html	2	4.44%
	Photo Gallery P3 NCER ORD US EPA http://es.epa.gov/ncer/p3/photo.html	1	2.22%
	Sustainable Design Expo Newsroom P3 NCER ORD US EPA http://es.epa.gov/ncer/p3/press/04_25_07.html	1	2.22%
	End Of Visit	25	55.56%

	Next Page Next Page	Visits	% Visits
■ 7.	2009 Event Date and Location P3 NCER ORD US EPA http://es.epa.gov/ncer/p3/event_2009/09_date_loc.html	28	0.26%
	SU833913 2009 Project Descriptions P3 NCER ORD US EPA http://es.epa.gov/ncer/p3/project_websites/2009/su833913.html	1	3.57%
	Index of /ncer/p3/event_2006/su832488/ http://es.epa.gov/ncer/p3/event_2006/su832488/	1	3.57%
	2008 Event Date and Location P3 NCER ORD US EPA http://es.epa.gov/ncer/p3/event_2008/08_date_loc.html	1	3.57%
	End Of Visit	25	89.29%
■ 8.	Forum P3 NCER ORD US EPA http://es.epa.gov/ncer/p3/forum/	23	0.22%
	P3 NCER ORD US EPA http://es.epa.gov/ncer/P3/	18	78.26%
	2009 Event Date and Location P3 NCER ORD US EPA http://es.epa.gov/ncer/p3/event_2009/09_date_loc.html	2	8.70%
	SU833914 2009 Project Descriptions P3 NCER ORD US EPA http://es.epa.gov/ncer/p3/project_websites/2009/su833914.html	1	4.35%
	End Of Visit	2	8.70%
■ 9.	P3 and Other Awards Ceremony P3 NCER ORD US EPA http://es.epa.gov/ncer/p3/ceremony/	22	0.21%
	Additional Awards P3 Award Competition P3 NCER ORD US EPA http://es.epa.gov/ncer/p3/addawards.html	6	27.27%
	Basic Information P3 NCER ORD US EPA http://es.epa.gov/ncer/p3/fact_sheet.html	3	13.64%
	How to Apply Phase I - Project Development P3 NCER ORD US EPA http://es.epa.gov/ncer/p3/apply/	2	9.09%
	Photo Gallery P3 NCER ORD US EPA http://es.epa.gov/ncer/p3/photo.html	1	4.55%
	End Of Visit	10	45.45%
■ 10.	P3 Award Winners P3 NCER ORD US EPA http://es.epa.gov/ncer/p3/success/	20	0.19%
	2008 P3 Award Winners P3 Award Winners and Successes P3 NCER ORD US EPA http://es.epa.gov/ncer/p3/project_websites/2008/2008awardwinners.html	13	65.00%

	Next Page Next Page	Visits	% Visits
	Photo Gallery P3 NCER ORD US EPA http://es.epa.gov/ncer/p3/photo.html	1	5.00%
	Past P3 Projects P3 NCER ORD US EPA http://es.epa.gov/ncer/p3/past/	1	5.00%
	2006 P3 Award Winners P3 Award Winners and Successes P3 NCER ORD US EPA http://es.epa.gov/ncer/p3/project_websites/2006/2006awardwinners.html	1	5.00%
	End Of Visit	4	20.00%
■ 11.	EPA: P3 Award: Press Release http://es.epa.gov/ncer/p3/projects/	14	0.13%
	EPA: P3: People, Prosperity and the Planet Student Design Competition for Sustainability: Judges http://es.epa.gov/ncer/p3/info/judges.html	9	64.29%
	EPA: P3: People, Prosperity and the Planet Student Design Competition for Sustainability: Information for P3 Teams http://es.epa.gov/ncer/p3/info/team.html	5	35.71%
■ 12.	2007 P3 Award Winners P3 Award Winners and Successes P3 NCER ORD US EPA http://es.epa.gov/ncer/p3/project_websites/2007/2007awardwinners.html	13	0.12%
	SU832503 2005 Project Descriptions and Photos P3 NCER ORD US EPA http://es.epa.gov/ncer/p3/event_2006/su832503/su832503.html	1	7.69%
	End Of Visit	12	92.31%
■ 13.	National Mall Map 2006 Newsroom P3 NCER ORD US EPA http://es.epa.gov/ncer/p3/press/mall_map.html	13	0.12%
	End Of Visit	13	100.00%
■ 14.	2008 Expo and P3 Videos P3 NCER ORD US EPA http://es.epa.gov/ncer/p3/multimedia.html	13	0.12%
	End Of Visit	13	100.00%
■ 15.	Employment Resources Forum P3 NCER ORD US EPA http://es.epa.gov/ncer/p3/forum/employ.html	12	0.11%
	End Of Visit	12	100.00%
■ 16.	SU832478 Project Descriptions and Photos P3: People, Prosperity and the Planet Student Design Competition for Sustainability US EPA http://es.epa.gov/ncer/p3/photos_2006/su832478/su832478.html	12	0.11%

	Next Page Next Page	Visits	% Visits
	SU832496 Project Descriptions and Photos P3: People, Prosperity and the Planet Student Design Competition for Sustainability US EPA http://es.epa.gov/ncer/p3/photos_2006/su832496/su832496.html	12	100.00%
17.	Knowing the Score Helps Students Save Energy P3 NCER ORD US EPA http://es.epa.gov/ncer/p3/success/oberlinfeature.html End Of Visit	11 11	0.10% 100.00%
18.	Resources P3 NCER ORD US EPA http://es.epa.gov/ncer/p3/resources.html Information for Partners Info For P3 NCER ORD US EPA http://es.epa.gov/ncer/p3/info/partners.html	11 11	0.10% 100.00%
19.	EPA: NCER: P3 Award: A National Student Design Competition for Sustainability focusing on People, Prosperity, and the Planet http://es.epa.gov/ncer/p3/designs_sustain_rfp.html Current Partners Information for Partners P3 NCER ORD US EPA http://es.epa.gov/ncer/p3/partners/ Eligibility P3 NCER ORD US EPA http://es.epa.gov/ncer/p3/eligibility/ Additional Awards P3 Award Competition P3 NCER ORD US EPA http://es.epa.gov/ncer/p3/addawards.html End Of Visit	10 3 1 1 5	0.09% 30.00% 10.00% 10.00% 50.00%
20.	Info for Exhibitors Information For P3 NCER ORD US EPA http://es.epa.gov/ncer/p3/become_exhibitor.html Info for Co-Sponsors Information For P3 NCER ORD US EPA http://es.epa.gov/ncer/p3/info/cosponsors.html Logistics National Sustainable Design Expo P3 NCER ORD US EPA http://es.epa.gov/ncer/p3/expo/logistics.html End Of Visit	10 1 1 8	0.09% 10.00% 10.00% 80.00%
21.	SU833524 2007/2008 P3 Teams P3 NCER ORD US EPA http://es.epa.gov/ncer/p3/event_2008/event_photos/teams/su833524/su833524.html End Of Visit	9 9	0.08% 100.00%
22.	Photo Gallery P3 NCER ORD US EPA http://es.epa.gov/ncer/p3/photo.html Info for Exhibitors Information For P3 NCER ORD US EPA http://es.epa.gov/ncer/p3/become_exhibitor.html End Of Visit	9 1 8	0.08% 11.11% 88.89%

	Next Page Next Page	Visits	% Visits
■ 23.	2008 Event Date and Location P3 NCER ORD US EPA http://es.epa.gov/ncer/p3/event_2008/08_date_loc.html	9	0.08%
	2009 Event Date and Location P3 NCER ORD US EPA http://es.epa.gov/ncer/p3/event_2009/09_date_loc.html	2	22.22%
	End Of Visit	7	77.78%
■ 24.	2008 Expo and P3 Audio Files P3 NCER ORD US EPA http://es.epa.gov/ncer/p3/event_2008/audio_files/	8	0.08%
	P3 NCER ORD US EPA http://es.epa.gov/ncer/P3/	2	25.00%
	End Of Visit	6	75.00%
■ 25.	Past P3 Projects P3 NCER ORD US EPA http://es.epa.gov/ncer/p3/past/	8	0.08%
	Past P3 Projects by Topic Past P3 Projects P3 NCER ORD US EPA http://es.epa.gov/ncer/p3/abtable1.html	2	25.00%
	SU831882 Project Descriptions and Photos P3 NCER ORD US EPA http://es.epa.gov/ncer/p3/project_photos/su831882/su831882.html	2	25.00%
	P3 Award Winners P3 NCER ORD US EPA http://es.epa.gov/ncer/p3/success/	1	12.50%
	2007/2008 P3 Teams Past P3 Projects P3 NCER ORD US EPA http://es.epa.gov/ncer/p3/project_websites/2008/	1	12.50%
	End Of Visit	2	25.00%
■ 26.	Newsroom P3 NCER ORD US EPA http://es.epa.gov/ncer/p3/news.html	7	0.07%
	Students Showcase Green Designs for the Planet Newsroom P3 NCER ORD US EPA http://es.epa.gov/ncer/p3/press/04_27_07_voa.html	1	14.29%
	Sustainable Design Expo Newsroom P3 NCER ORD US EPA http://es.epa.gov/ncer/p3/press/04_25_07.html	1	14.29%
	P3 Expo: Media information P3 NCER ORD US EPA http://es.epa.gov/ncer/p3/multimedia/	1	14.29%
	End Of Visit	4	57.14%
■ 27.	Announcements and Discussion Area Information for P3 Teams P3 NCER ORD US EPA http://es.epa.gov/ncer/p3/event_2009/09_announcements.html	7	0.07%
	P3 Award Winners P3 NCER ORD US EPA http://es.epa.gov/ncer/p3/success/	1	14.29%
	End Of Visit	6	85.71%

	Next Page Next Page	Visits	% Visits
■ 28.	Videos: Expo and P3 Overviews P3 NCER ORD US EPA http://es.epa.gov/ncer/p3/overviews.html	7	0.07%
	2008 Expo and P3 Videos P3 NCER ORD US EPA http://es.epa.gov/ncer/p3/multimedia.html	2	28.57%
	End Of Visit	5	71.43%
■ 29.	National Sustainable Design Expo Archive P3 NCER ORD US EPA http://es.epa.gov/ncer/p3/expo/expo_archive.html	7	0.07%
	P3 NCER ORD US EPA http://es.epa.gov/ncer/P3/	1	14.29%
	SU831867 Project Descriptions and Photos P3: People, Prosperity and the Planet Student Design Competition for Sustainability US EPA http://es.epa.gov/ncer/p3/event_2005/su831867/su831867.html	1	14.29%
	End Of Visit	5	71.43%
■ 30.	2008 National Expo Photo Gallery P3 NCER ORD US EPA http://es.epa.gov/ncer/p3/event_2008/event_photos/expo/expo.html	7	0.07%
	First National Sustainable Design Expo to Showcase Innovative 'Green Technology' 2006 Newsroom P3 NCER ORD US EPA http://es.epa.gov/ncer/p3/press/may_04w_2006.html	1	14.29%
	End Of Visit	6	85.71%
■ 31.	2008 P3 Award Winners P3 Award Winners and Successes P3 NCER ORD US EPA http://es.epa.gov/ncer/p3/project_websites/2008/2008awardwinners.html	6	0.06%
	SU833563 2007/2008 P3 Teams P3 NCER ORD US EPA http://es.epa.gov/ncer/p3/event_2008/event_photos/teams/su833563/su833563.html	1	16.67%
	End Of Visit	5	83.33%
■ 32.	Grant Recipients P3 NCER ORD US EPA http://es.epa.gov/ncer/p3/grantrecip.html	6	0.06%
	End Of Visit	6	100.00%
■ 33.	2007 P3 Competitors Photo Gallery P3 NCER ORD US EPA http://es.epa.gov/ncer/p3/event_2007/event_photos/teams/2007_competitors.html	5	0.05%
	Application Overview Phase I - P3 Grant Competition/Proof of Concept P3 NCER ORD US EPA http://es.epa.gov/ncer/p3/appoverview.html	2	40.00%
	End Of Visit	3	60.00%

	Next Page Next Page	Visits	% Visits
■ 34.	2007 Award Ceremony Photo Gallery P3 NCER ORD US EPA http://es.epa.gov/ncer/p3/event_2007/event_photos/awards/awards.html End Of Visit	5 5	0.05% 100.00%
■ 35.	2007 National Expo Photo Gallery P3 NCER ORD US EPA http://es.epa.gov/ncer/p3/event_2007/event_photos/expo/expo.html 2005 P3 Competitors P3 NCER ORD US EPA http://es.epa.gov/ncer/p3/project_photos/2005_competitors.html End Of Visit	5 1 4	0.05% 20.00% 80.00%
■ 36.	SU833911 2009 Project Descriptions P3 NCER ORD US EPA http://es.epa.gov/ncer/p3/project_websites/2009/su833911.html SU833953 2009 Project Descriptions P3 NCER ORD US EPA http://es.epa.gov/ncer/p3/project_websites/2009/su833953.html End Of Visit	5 1 4	0.05% 20.00% 80.00%
■ 37.	Draft Schedule of Events National Sustainable Design Expo P3 NCER ORD US EPA http://es.epa.gov/ncer/p3/expo/events.html End Of Visit	5 5	0.05% 100.00%
■ 38.	SU833521 2008 Project Descriptions P3 NCER ORD US EPA http://es.epa.gov/ncer/p3/project_websites/2008/su833521.html 2008 Expo and P3 Videos P3 NCER ORD US EPA http://es.epa.gov/ncer/p3/multimedia.html SU833178 2006/2007 P3 Teams P3 NCER ORD US EPA http://es.epa.gov/ncer/p3/event_2007/event_photos/teams/su833178/su833178.html End Of Visit	5 2 1 2	0.05% 40.00% 20.00% 40.00%
■ 39.	Solicitation Opens Phase I - Project Development P3 NCER ORD US EPA http://es.epa.gov/ncer/p3/solopen.html Peer Review Phase I - Project Development P3 NCER ORD US EPA http://es.epa.gov/ncer/p3/peerreview.html Information for Partners Info For P3 NCER ORD US EPA http://es.epa.gov/ncer/p3/info/partners.html End Of Visit	5 2 1 2	0.05% 40.00% 20.00% 40.00%

	Next Page Next Page	Visits	% Visits
■ 40.	SU833944 2009 Project Descriptions P3 NCER ORD US EPA http://es.epa.gov/ncer/p3/project_websites/2009/su833944.html	5	0.05%
	SU834015 2009 Project Descriptions P3 NCER ORD US EPA http://es.epa.gov/ncer/p3/project_websites/2009/su834015.html	1	20.00%
	End Of Visit	4	80.00%
■ 41.	Information for Partners Info For P3 NCER ORD US EPA http://es.epa.gov/ncer/p3/info/partners.html	5	0.05%
	2005 P3 Competitors P3 NCER ORD US EPA http://es.epa.gov/ncer/p3/project_photos/2005_competitors.html	1	20.00%
	Info for Exhibitors Information For P3 NCER ORD US EPA http://es.epa.gov/ncer/p3/become_exhibitor.html	1	20.00%
	Contact Us P3 NCER ORD US EPA http://es.epa.gov/ncer/p3/contact.html	1	20.00%
	End Of Visit	2	40.00%
■ 42.	Forms P3 NCER ORD US EPA http://es.epa.gov/ncer/P3/forms/	4	0.04%
	Index of /ncer/p3/event_2007/event_photos/teams/su833151/ http://es.epa.gov/ncer/p3/event_2007/event_photos/teams/su833151/	1	25.00%
	End Of Visit	3	75.00%
■ 43.	2006 Award Ceremony Photo Gallery P3: People, Prosperity and the Planet Student Design Competition for Sustainability US EPA http://es.epa.gov/ncer/p3/event_2006/event_photos/awards/awards.html	4	0.04%
	End Of Visit	4	100.00%
■ 44.	2005 P3 Competitors P3 NCER ORD US EPA http://es.epa.gov/ncer/p3/project_photos/2005_competitors.html	4	0.04%
	End Of Visit	4	100.00%
■ 45.	SU833548 2007/2008 P3 Teams P3 NCER ORD US EPA http://es.epa.gov/ncer/p3/event_2008/event_photos/teams/su833548/su833548.html	4	0.04%
	SU833562 2007/2008 P3 Teams P3 NCER ORD US EPA http://es.epa.gov/ncer/p3/event_2008/event_photos/teams/su833562/su833562.html	1	25.00%
	End Of Visit	3	75.00%

	Next Page Next Page	Visits	% Visits
■ 46.	Forms National Sustainable Design Expo P3 NCER ORD US EPA http://es.epa.gov/ncer/p3/expo/forms.html	4	0.04%
	P3 Newsroom Archive 2006 Newsroom P3 NCER ORD US EPA http://es.epa.gov/ncer/p3/press/	1	25.00%
	Larsen Congratulates Western Washington Students On Winning EPA's P3 Award Newsroom P3 NCER ORD US EPA http://es.epa.gov/ncer/p3/press/04_26_07_statenews.html	1	25.00%
	End Of Visit	2	50.00%
■ 47.	Media Info For P3 NCER ORD US EPA http://es.epa.gov/ncer/p3/info/media.html	4	0.04%
	Forms National Sustainable Design Expo P3 NCER ORD US EPA http://es.epa.gov/ncer/p3/expo/forms.html	1	25.00%
	Basic Information P3 NCER ORD US EPA http://es.epa.gov/ncer/p3/fact_sheet.html	1	25.00%
	SU833921 2009 Project Descriptions P3 NCER ORD US EPA http://es.epa.gov/ncer/p3/project_websites/2009/su833921.html	1	25.00%
	End Of Visit	1	25.00%
■ 48.	Frequently Asked Questions National Sustainable Design Expo P3 NCER ORD US EPA http://es.epa.gov/ncer/p3/expo/faq.html	4	0.04%
	SU833172 2006 Project Descriptions and Photos P3 NCER ORD US EPA http://es.epa.gov/ncer/p3/project_websites/2006/su833172.html	1	25.00%
	End Of Visit	3	75.00%
■ 49.	Contact Us P3 NCER ORD US EPA http://es.epa.gov/ncer/p3/contact.html	4	0.04%
	Videos: Expo and P3 Overviews P3 NCER ORD US EPA http://es.epa.gov/ncer/p3/overviews.html	2	50.00%
	End Of Visit	2	50.00%
■ 50.	SU833940 2009 Project Descriptions P3 NCER ORD US EPA http://es.epa.gov/ncer/p3/project_websites/2009/su833940.html	3	0.03%
	End Of Visit	3	100.00%
■ 51.	SU833523 2007/2008 P3 Teams P3 NCER ORD US EPA http://es.epa.gov/ncer/p3/event_2008/event_photos/teams/su833523/su833523.html	3	0.03%

	Next Page Next Page	Visits	% Visits
	SU833519 2007/2008 P3 Teams P3 NCER ORD US EPA http://es.epa.gov/ncer/p3/event_2008/event_photos/teams/su833519/su833519.html	1	33.33%
	End Of Visit	2	66.67%
■ 52.	2006 P3 Competitors Photo Gallery P3 NCER ORD US EPA http://es.epa.gov/ncer/p3/event_2006/2006_competitors.html	3	0.03%
	SU833944 2009 Project Descriptions P3 NCER ORD US EPA http://es.epa.gov/ncer/p3/project_websites/2009/su833944.html	2	66.67%
	Mayor Coleman Dedicates Green Roof At Macalester Newsroom P3 NCER ORD US EPA http://es.epa.gov/ncer/p3/press/04_26_07_statesnews.html	1	33.33%
■ 53.	Project Descriptions and Photos P3 NCER ORD US EPA http://es.epa.gov/ncer/p3/project_websites/2004/su831882.html	3	0.03%
	End Of Visit	3	100.00%
■ 54.	Announcement Archives P3 NCER ORD US EPA http://es.epa.gov/ncer/p3/archive/	3	0.03%
	End Of Visit	3	100.00%
■ 55.	2008 Award Ceremony Photo Gallery P3 NCER ORD US EPA http://es.epa.gov/ncer/p3/event_2008/event_photos/awards/awards.html	3	0.03%
	2008 P3 Competitors Photo Gallery P3 NCER ORD US EPA http://es.epa.gov/ncer/p3/event_2008/event_photos/teams/2008_competitors.html	1	33.33%
	End Of Visit	2	66.67%
■ 56.	Judges Photo Photo Gallery P3 NCER ORD US EPA http://es.epa.gov/ncer/p3/event_2005/event_photos/judges/judges.html	3	0.03%
	Index of /ncer/p3/event_2008/event_photos/teams/su833549/ http://es.epa.gov/ncer/p3/event_2008/event_photos/teams/su833549/	1	33.33%
	End Of Visit	2	66.67%
■ 57.	EPA: NCER: P3 http://es.epa.gov/ncer/p3recipients/2005/	3	0.03%

	Next Page Next Page	Visits	% Visits
	SU831834 Project Descriptions and Photos P3: People, Prosperity and the Planet Student Design Competition for Sustainability US EPA http://es.epa.gov/ncer/p3/event_2005/project_websites/su831834.html	1	33.33%
	Green Dorm Project snags \$75,000 2006 Newsroom P3 NCER ORD US EPA http://es.epa.gov/ncer/p3/press/may_19_2006stanford.html	1	33.33%
	End Of Visit	1	33.33%
■ 58.	Additional Awards P3 Award Competition P3 NCER ORD US EPA http://es.epa.gov/ncer/p3/addawards.html	3	0.03%
	End Of Visit	3	100.00%
■ 59.	2005 Phase 2 Award Winners and Honorable Mentions 2006 Newsroom P3 NCER ORD US EPA http://es.epa.gov/ncer/p3/project_websites/2004_phase_2_project_websites.html	3	0.03%
	End Of Visit	3	100.00%
■ 60.	First National Sustainable Design Expo to Showcase Innovative 'Green Technology' 2006 Newsroom P3 NCER ORD US EPA http://es.epa.gov/ncer/p3/press/may_04w_2006.html	3	0.03%
	SU831868 Project Descriptions and Photos P3 NCER ORD US EPA http://es.epa.gov/ncer/p3/project_photos/su831868/su831868.html	1	33.33%
	End Of Visit	2	66.67%
■ 61.	SU832497 2005 Project Descriptions and Photos P3 NCER ORD US EPA http://es.epa.gov/ncer/p3/event_2006/su832497/su832497.html	3	0.03%
	SU833563 2008 Project Descriptions P3 NCER ORD US EPA http://es.epa.gov/ncer/p3/project_websites/2008/su833563.html	1	33.33%
	End Of Visit	2	66.67%
■ 62.	Sustainability Challenge Areas P3 NCER ORD US EPA http://es.epa.gov/ncer/p3/challengearea.html	3	0.03%
	End Of Visit	3	100.00%
■ 63.	SU833529 2008 Project Descriptions P3 NCER ORD US EPA http://es.epa.gov/ncer/p3/project_websites/2008/su833529.html	3	0.03%

	Next Page Next Page	Visits	% Visits
	SU833512 2008 Project Descriptions P3 NCER ORD US EPA http://es.epa.gov/ncer/p3/project_websites/2008/su833512.html	1	33.33%
	End Of Visit	2	66.67%
■ 64.	Sustainable Design Expo Newsroom P3 NCER ORD US EPA http://es.epa.gov/ncer/p3/press/04_25_07.html	3	0.03%
	Professors, Students Make Environmentally Sustainable House Newsroom P3 NCER ORD US EPA http://es.epa.gov/ncer/p3/press/04_26_07_ballstate.html	1	33.33%
	End Of Visit	2	66.67%
■ 65.	Past P3 Projects by Topic Past P3 Projects P3 NCER ORD US EPA http://es.epa.gov/ncer/p3/abtable1.html	3	0.03%
	End Of Visit	3	100.00%
■ 66.	SU832486 2005 Project Descriptions and Photos P3 NCER ORD US EPA http://es.epa.gov/ncer/p3/event_2006/su832486/su832486.html	3	0.03%
	End Of Visit	3	100.00%
■ 67.	Greening the Campus: Improving the Environmental Performance of Buildings and Institutions P3 NCER ORD US EPA http://es.epa.gov/ncer/p3/success/oberlin.html	3	0.03%
	Making Water Treatment Plants Sustainable P3 NCER ORD US EPA http://es.epa.gov/ncer/p3/success/lehigh.html	1	33.33%
	Jeopardy! Quizzes America with Environmental Clues Newsroom Archive Newsroom P3 NCER ORD US EPA http://es.epa.gov/ncer/p3/press/05_07_07.html	1	33.33%
	End Of Visit	1	33.33%
■ 68.	Current Partners Information for Partners P3 NCER ORD US EPA http://es.epa.gov/ncer/p3/partners/	3	0.03%
	Forum P3 NCER ORD US EPA http://es.epa.gov/ncer/p3/forum/	1	33.33%
	SU832488 2005 Project Descriptions and Photos P3 NCER ORD US EPA http://es.epa.gov/ncer/p3/project_websites/2005/su832488.html	1	33.33%
	Project Descriptions and Photos P3 NCER ORD US EPA http://es.epa.gov/ncer/p3/project_websites/2004/su831863.html	1	33.33%

	Next Page Next Page	Visits	% Visits
69.	SU83181 Project Descriptions and Photos P3 NCER ORD US EPA http://es.epa.gov/ncer/p3/project_photos/su831811/su831811.html End Of Visit	2 2	0.02% 100.00%
70.	SU833937 2009 Project Descriptions P3 NCER ORD US EPA http://es.epa.gov/ncer/p3/project_websites/2009/su833937.html SU833916 2009 Project Descriptions P3 NCER ORD US EPA http://es.epa.gov/ncer/p3/project_websites/2009/su833916.html SU833950 2009 Project Descriptions P3 NCER ORD US EPA http://es.epa.gov/ncer/p3/project_websites/2009/su833950.html	2 1 1	0.02% 50.00% 50.00%
71.	SU833919 2009 Project Descriptions P3 NCER ORD US EPA http://es.epa.gov/ncer/p3/project_websites/2009/su833919.html End Of Visit	2 2	0.02% 100.00%
72.	WWU's Biogas Car Wins Award Newsroom P3 NCER ORD US EPA http://es.epa.gov/ncer/p3/press/04_27_07_bellingham.html End Of Visit	2 2	0.02% 100.00%
73.	SU833173 2006 Project Descriptions and Photos P3 NCER ORD US EPA http://es.epa.gov/ncer/p3/project_websites/2006/su833173.html SU833152 2006 Project Descriptions and Photos P3 NCER ORD US EPA http://es.epa.gov/ncer/p3/project_websites/2006/su833152.html	2 2	0.02% 100.00%
74.	Information For P3 NCER ORD US EPA http://es.epa.gov/ncer/p3/info/ Information for P3 Teams P3 NCER ORD US EPA http://es.epa.gov/ncer/p3/teams/ End Of Visit	2 1 1	0.02% 50.00% 50.00%
75.	SU833551 2008 Project Descriptions P3 NCER ORD US EPA http://es.epa.gov/ncer/p3/project_websites/2008/su833551.html SU833552 2008 Project Descriptions P3 NCER ORD US EPA http://es.epa.gov/ncer/p3/project_websites/2008/su833552.html	2 1	0.02% 50.00%

	Next Page Next Page	Visits	% Visits
	End Of Visit	1	50.00%
76.	SU833174 2006/2007 P3 Teams P3 NCER ORD US EPA http://es.epa.gov/ncer/p3/event_2007/event_photos/teams/su833174/su833174.html	2	0.02%
	End Of Visit	2	100.00%
77.	EPA: P3: People, Prosperity and the Planet Student Design Competition for Sustainability: Information for P3 Teams http://es.epa.gov/ncer/p3/info/team.html	2	0.02%
	EPA: P3: People, Prosperity and the Planet Student Design Competition for Sustainability: Highlights for 2005 http://es.epa.gov/ncer/p3/info/highlights.html	2	100.00%
78.	SU833562 2008 Project Descriptions P3 NCER ORD US EPA http://es.epa.gov/ncer/p3/project_websites/2008/su833562.html	2	0.02%
	Index of /ncer/p3/event_2005/su831893/ http://es.epa.gov/ncer/p3/event_2005/su831893/	1	50.00%
	End Of Visit	1	50.00%
79.	EPA: P3: People, Prosperity and the Planet Student Design Competition for Sustainability: Highlights for 2005 http://es.epa.gov/ncer/p3/info/highlights.html	2	0.02%
	End Of Visit	2	100.00%
80.	Phase II - P3 Award Winners P3 NCER ORD US EPA http://es.epa.gov/ncer/p3/phase2follow.html	2	0.02%
	End Of Visit	2	100.00%
81.	Photos of the 2005 National Expo Photo Gallery P3 NCER ORD US EPA http://es.epa.gov/ncer/p3/event_2005/event_photos/general_mall_photos/expo.html	2	0.02%
	End Of Visit	2	100.00%
82.	2008 P3 Competitors Photo Gallery P3 NCER ORD US EPA http://es.epa.gov/ncer/p3/event_2008/event_photos/teams/2008_competitors.html	2	0.02%
	End Of Visit	2	100.00%
83.	SU832486 2005 Project Descriptions and Photos P3 NCER ORD US EPA http://es.epa.gov/ncer/p3/project_websites/2005/su832486.html	2	0.02%
	End Of Visit	2	100.00%
84.	Logistics National Sustainable Design Expo P3 NCER ORD US EPA http://es.epa.gov/ncer/p3/expo/logistics.html	2	0.02%

	Next Page Next Page	Visits	% Visits
	Frequently Asked Questions National Sustainable Design Expo P3 NCER ORD US EPA http://es.epa.gov/ncer/p3/expo/faq.html	1	50.00%
	End Of Visit	1	50.00%
85.	Lynden Cows Fuel WWU Vehicle Newsroom P3 NCER ORD US EPA http://es.epa.gov/ncer/p3/press/05_02_07_lynden.html	2	0.02%
	Going for the Gold with Green Technology 2006 Newsroom P3 NCER ORD US EPA http://es.epa.gov/ncer/p3/press/may_11_2006epa.html	1	50.00%
	End Of Visit	1	50.00%
86.	Speaker's Biographies Awards Ceremony 2006 Newsroom P3 NCER ORD US EPA http://es.epa.gov/ncer/p3/press/awardsbios.html	2	0.02%
	End Of Visit	2	100.00%
87.	SU833166 2006/2007 P3 Teams P3 NCER ORD US EPA http://es.epa.gov/ncer/p3/event_2007/event_photos/teams/su833166/su833166.html	2	0.02%
	End Of Visit	2	100.00%
88.	EPA: NCER: P3: People, Prosperity and the Planet Student Design Competition for Sustainability: A National Student Design Competition for Sustainability focusing on People, Prosperity, and the Planet http://es.epa.gov/ncer/p3/designs_sustain_rfp_2005.html	2	0.02%
	End Of Visit	2	100.00%
89.	SU832506 2005 Project Descriptions and Photos P3 NCER ORD US EPA http://es.epa.gov/ncer/p3/project_websites/2005/su832506.html	2	0.02%
	SU832475 2005 Project Descriptions and Photos P3 NCER ORD US EPA http://es.epa.gov/ncer/p3/event_2006/su832475/su832475.html	1	50.00%
	National Sustainable Design Expo P3 NCER ORD US EPA http://es.epa.gov/ncer/p3/expo/	1	50.00%
90.	2005 Project Descriptions and Photos P3 NCER ORD US EPA http://es.epa.gov/ncer/p3/project_websites/2005/2005_phase_1_project_websites.html	2	0.02%
	2004 P3 Projects Past P3 Projects P3 NCER ORD US EPA http://es.epa.gov/ncer/p3/project_websites/2004_project_websites.html	1	50.00%
	End Of Visit	1	50.00%

	Next Page Next Page	Visits	% Visits
91.	Project Descriptions and Photos P3 NCER ORD US EPA http://es.epa.gov/ncer/p3/project_websites/2004/su831829.html End Of Visit	2 2	0.02% 100.00%
92.	Index of /ncer/p3/event_2006/su832512/ http://es.epa.gov/ncer/p3/event_2006/su832512/ Index of /ncer/p3/event_2007/event_photos/teams/su833205/ http://es.epa.gov/ncer/p3/event_2007/event_photos/teams/su833205/ End Of Visit	2 1 1	0.02% 50.00% 50.00%
93.	2006 P3 Award Winners P3 Award Winners and Successes P3 NCER ORD US EPA http://es.epa.gov/ncer/p3/project_websites/2006/2006awardwinners.html End Of Visit	2 2	0.02% 100.00%
94.	SU833945 2009 Project Descriptions P3 NCER ORD US EPA http://es.epa.gov/ncer/p3/project_websites/2009/su833945.html Publications P3 NCER ORD US EPA http://es.epa.gov/ncer/p3/publications.html End Of Visit	2 1 1	0.02% 50.00% 50.00%
95.	National Sustainable Design Expo 2008 Exhibitors P3 NCER ORD US EPA http://es.epa.gov/ncer/p3/expo/weblast_exhibitors2008.html National Sustainable Design Expo 2007 Exhibitors P3 NCER ORD US EPA http://es.epa.gov/ncer/p3/expo/weblast_exhibitors2007.html Index of /ncer/p3/event_2007/event_photos/teams/su833190/ http://es.epa.gov/ncer/p3/event_2007/event_photos/teams/su833190/	2 1 1	0.02% 50.00% 50.00%
96.	SU831857 Project Descriptions and Photos P3: People, Prosperity and the Planet Student Design Competition for Sustainability US EPA http://es.epa.gov/ncer/p3/event_2005/su831857/su831857.html SU831876 Project Descriptions and Photos P3: People, Prosperity and the Planet Student Design Competition for Sustainability US EPA http://es.epa.gov/ncer/p3/event_2005/su831876/su831876.html	1 1	0.01% 100.00%

	Next Page Next Page	Visits	% Visits
97.	SU833915 2009 Project Descriptions P3 NCER ORD US EPA http://es.epa.gov/ncer/p3/project_websites/2009/su833915.html	1	0.01%
	SU833911 2009 Project Descriptions P3 NCER ORD US EPA http://es.epa.gov/ncer/p3/project_websites/2009/su833911.html	1	100.00%
98.	Notification Phase I - Project Development P3 NCER ORD US EPA http://es.epa.gov/ncer/p3/notification.html	1	0.01%
	SU833927 2009 Project Descriptions P3 NCER ORD US EPA http://es.epa.gov/ncer/p3/project_websites/2009/su833927.html	1	100.00%
99.	SU832489 2005 Project Descriptions and Photos P3 NCER ORD US EPA http://es.epa.gov/ncer/p3/event_2006/su832489/su832489.html	1	0.01%
	Draft Schedule of Events National Sustainable Design Expo P3 NCER ORD US EPA http://es.epa.gov/ncer/p3/expo/events.html	1	100.00%
100.	SU831818 Project Descriptions and Photos P3: People, Prosperity and the Planet Student Design Competition for Sustainability US EPA http://es.epa.gov/ncer/p3/event_2005/project_websites/su831818.html	1	0.01%
	2004 Project Websites and Photos Past P3 Projects P3 NCER ORD US EPA http://es.epa.gov/ncer/p3/project_websites/	1	100.00%
101.	Index of /ncer/p3/event_2006/su832491/ http://es.epa.gov/ncer/p3/event_2006/su832491/	1	0.01%
	Senator Clinton Congratulates Clarkson University Students on Winning http://es.epa.gov/ncer/p3/press/may_11_2006hillary.html	1	100.00%
102.	SU831898 Project Descriptions and Photos P3: People, Prosperity and the Planet Student Design Competition for Sustainability US EPA http://es.epa.gov/ncer/p3/event_2005/su831898/su831898.html	1	0.01%
	P3 Event Photos P3 NCER ORD US EPA http://es.epa.gov/ncer/p3/event_2005/event_photos_22.html	1	100.00%
103.	CLOSED-LOOP BIODIESEL PRODUCTION AMONG WINNERS AT NATIONAL SUSTAINABLE DESIGN EXPO 2006 Newsroom P3 NCER ORD US EPA http://es.epa.gov/ncer/p3/press/may_11_2006eesi.html	1	0.01%

	Next Page Next Page	Visits	% Visits
	Page Title P3 NCER ORD US EPA http://es.epa.gov/ncer/p3/awardplanet.html	1	100.00%
■ 104.	SU833552 2007/2008 P3 Teams P3 NCER ORD US EPA http://es.epa.gov/ncer/p3/event_2008/event_photos/teams/su833552/su833552.html End Of Visit	1	0.01%
■ 105.	Index of /ncer/p3/event_2008/event_photos/teams/su833527/ http://es.epa.gov/ncer/p3/event_2008/event_photos/teams/su833527/ Index of /ncer/p3/event_2005/su831897/ http://es.epa.gov/ncer/p3/event_2005/su831897/	1	0.01%
■ 106.	SU831885 Project Descriptions and Photos P3: People, Prosperity and the Planet Student Design Competition for Sustainability US EPA http://es.epa.gov/ncer/p3/event_2005/su831885/su831885.html 2008 P3 Award Winners P3 Award Winners and Successes P3 NCER ORD US EPA http://es.epa.gov/ncer/p3/project_websites/2008/2008awardwinners.html	1	0.01%
■ 107.	SU833540 2007/2008 P3 Teams P3 NCER ORD US EPA http://es.epa.gov/ncer/p3/event_2008/event_photos/teams/su833540/su833540.html End Of Visit	1	0.01%
■ 108.	SU834015 2009 Project Descriptions P3 NCER ORD US EPA http://es.epa.gov/ncer/p3/project_websites/2009/su834015.html End Of Visit	1	0.01%
■ 109.	SU831865 Project Descriptions and Photos P3: People, Prosperity and the Planet Student Design Competition for Sustainability US EPA http://es.epa.gov/ncer/p3/event_2005/su831865/su831865.html End Of Visit	1	0.01%
■ 110.	SU833147 2006 Project Descriptions and Photos P3 NCER ORD US EPA http://es.epa.gov/ncer/p3/project_websites/2006/su833147.html SU832503 2005 Project Descriptions and Photos P3 NCER ORD US EPA http://es.epa.gov/ncer/p3/project_websites/2005/su832503.html	1	0.01%

	Next Page Next Page	Visits	% Visits
111.	Project Descriptions and Photos P3 NCER ORD US EPA http://es.epa.gov/ncer/p3/project_websites/2004/su831875.html End Of Visit	1 1	0.01% 100.00%
112.	SU833518 2007/2008 P3 Teams P3 NCER ORD US EPA http://es.epa.gov/ncer/p3/event_2008/event_photos/teams/su833518/su833518.html End Of Visit	1 1	0.01% 100.00%
113.	Learning Barge Project Cleans Up at EPA P3 Awards Newsroom P3 NCER ORD US EPA http://es.epa.gov/ncer/p3/press/04_27_07.html SU831853 Project Descriptions and Photos P3 NCER ORD US EPA http://es.epa.gov/ncer/p3/project_photos/su831853/su831853.html	1 1	0.01% 100.00%
114.	SU832478 2005 Project Descriptions and Photos P3 NCER ORD US EPA http://es.epa.gov/ncer/p3/event_2006/su832478/su832478.html 2008 National Expo Photo Gallery P3 NCER ORD US EPA http://es.epa.gov/ncer/p3/event_2008/event_photos/expo/expo.html	1 1	0.01% 100.00%
115.	Index of /ncer/p3/event_2005/su831876/ http://es.epa.gov/ncer/p3/event_2005/su831876/ End Of Visit	1 1	0.01% 100.00%
116.	SU831898 Project Descriptions and Photos P3 NCER ORD US EPA http://es.epa.gov/ncer/p3/project_photos/su831898/su831898.html Project Descriptions and Photos P3 NCER ORD US EPA http://es.epa.gov/ncer/p3/project_websites/2004/su831878.html	1 1	0.01% 100.00%
117.	SU832511 2005 Project Descriptions and Photos P3 NCER ORD US EPA http://es.epa.gov/ncer/p3/event_2006/su832511/su832511.html Phase I - Project Development P3 NCER ORD US EPA http://es.epa.gov/ncer/p3/phaseIproof.html	1 1	0.01% 100.00%
118.	AAAS Research Programs Forum P3 NCER ORD US EPA http://es.epa.gov/ncer/p3/forum/aaas.html	1	0.01%

	Next Page Next Page	Visits	% Visits
	2008 National Expo Photo Gallery P3 NCER ORD US EPA http://es.epa.gov/ncer/p3/event_2008/event_photos/expo/expo.html	1	100.00%
119.	The Report Card 2007 Newsroom P3 NCER ORD US EPA http://es.epa.gov/ncer/p3/press/05_14_07.html End Of Visit	1 1	0.01% 100.00%
120.	Project Descriptions and Photos P3 NCER ORD US EPA http://es.epa.gov/ncer/p3/project_websites/2004/su831893.html SU833517 2007/2008 P3 Teams P3 NCER ORD US EPA http://es.epa.gov/ncer/p3/event_2008/event_photos/teams/su833517/su833517.html	1 1	0.01% 100.00%
121.	SU833547 2007/2008 P3 Teams P3 NCER ORD US EPA http://es.epa.gov/ncer/p3/event_2008/event_photos/teams/su833547/su833547.html End Of Visit	1 1	0.01% 100.00%
122.	Project Descriptions and Photos P3 NCER ORD US EPA http://es.epa.gov/ncer/p3/project_websites/2004/su831879.html SU831863 Project Descriptions and Photos P3 NCER ORD US EPA http://es.epa.gov/ncer/p3/project_photos/su831863/su831863.html	1 1	0.01% 100.00%
123.	Project Descriptions and Photos P3 NCER ORD US EPA http://es.epa.gov/ncer/p3/project_websites/2004/su831865.html End Of Visit	1 1	0.01% 100.00%
124.	Student Sustainability Competition Newsroom P3 NCER ORD US EPA http://es.epa.gov/ncer/p3/press/blog_11_18_06_oildrum.html Past P3 Projects P3 NCER ORD US EPA http://es.epa.gov/ncer/p3/past/	1 1	0.01% 100.00%
125.	SU833183 2006 Project Descriptions and Photos P3 NCER ORD US EPA http://es.epa.gov/ncer/p3/project_websites/2006/su833183.html SU833195 2006 Project Descriptions and Photos P3 NCER ORD US EPA http://es.epa.gov/ncer/p3/project_websites/2006/su833195.html	1 1	0.01% 100.00%

	Next Page Next Page	Visits	% Visits
■ 126.	Project Descriptions and Photos P3 NCER ORD US EPA http://es.epa.gov/ncer/p3/project_websites/2004/su831818.html End Of Visit	1 1	0.01% 100.00%
■ 127.	SU833522 2008 Project Descriptions P3 NCER ORD US EPA http://es.epa.gov/ncer/p3/project_websites/2008/su833522.html SU833170 2006 Project Descriptions and Photos P3 NCER ORD US EPA http://es.epa.gov/ncer/p3/project_websites/2006/su833170.html	1 1	0.01% 100.00%
■ 128.	EPA Unveils Plans for Design Contest Newsroom P3 NCER ORD US EPA http://es.epa.gov/ncer/p3/press/11_14_06_badger.html U of I Students Develop Water Filtration with Global Implications 2007 Newsroom P3 NCER ORD US EPA http://es.epa.gov/ncer/p3/press/06_02_07.html	1 1	0.01% 100.00%
■ 129.	SU832511 2005 Project Descriptions and Photos P3 NCER ORD US EPA http://es.epa.gov/ncer/p3/project_websites/2005/su832511.html End Of Visit	1 1	0.01% 100.00%
■ 130.	SU832493 2005 Project Descriptions and Photos P3 NCER ORD US EPA http://es.epa.gov/ncer/p3/project_websites/2005/su832493.html End Of Visit	1 1	0.01% 100.00%
■ 131.	Other Sustainability Resources P3 NCER ORD US EPA http://es.epa.gov/ncer/p3/other/ End Of Visit	1 1	0.01% 100.00%
■ 132.	SU831822 Project Descriptions and Photos P3 NCER ORD US EPA http://es.epa.gov/ncer/p3/project_photos/su831822/su831822.html Basic Information P3 NCER ORD US EPA http://es.epa.gov/ncer/p3/fact_sheet.html	1 1	0.01% 100.00%
■ 133.	SU833556 2008 Project Descriptions P3 NCER ORD US EPA http://es.epa.gov/ncer/p3/project_websites/2008/su833556.html SU831814 Project Descriptions and Photos P3 NCER ORD US EPA http://es.epa.gov/ncer/p3/project_photos/su831814/su831814.html	1 1	0.01% 100.00%

	Next Page Next Page	Visits	% Visits
■ 134.	SU833554 2007/2008 P3 Teams P3 NCER ORD US EPA http://es.epa.gov/ncer/p3/event_2008/event_photos/teams/su833554/su833554.html	1	0.01%
	National Sustainable Design Expo P3 NCER ORD US EPA http://es.epa.gov/ncer/p3/expo/	1	100.00%
■ 135.	SU832498 2005 Project Descriptions and Photos P3 NCER ORD US EPA http://es.epa.gov/ncer/p3/project_websites/2005/su832498.html	1	0.01%
	SU833547 2007/2008 P3 Teams P3 NCER ORD US EPA http://es.epa.gov/ncer/p3/event_2008/event_photos/teams/su833547/su833547.html	1	100.00%
■ 136.	Index of /ncer/p3/project_photos/su831821/ http://es.epa.gov/ncer/p3/project_photos/su831821/	1	0.01%
	Index of /ncer/p3/event_2007/event_photos/teams/ http://es.epa.gov/ncer/p3/event_2007/event_photos/teams/	1	100.00%
■ 137.	Index of /ncer/p3/event_2007/event_photos/teams/su833148/ http://es.epa.gov/ncer/p3/event_2007/event_photos/teams/su833148/	1	0.01%
	Index of /ncer/p3/project_photos/su831834/ http://es.epa.gov/ncer/p3/project_photos/su831834/	1	100.00%
■ 138.	SU833188 2006/2007 P3 Teams P3 NCER ORD US EPA http://es.epa.gov/ncer/p3/event_2007/event_photos/teams/su833188/su833188.html	1	0.01%
	SU831866 Project Descriptions and Photos P3: People, Prosperity and the Planet Student Design Competition for Sustainability US EPA http://es.epa.gov/ncer/p3/event_2005/su831866/su831866.html	1	100.00%
■ 139.	Project Descriptions and Photos P3 NCER ORD US EPA http://es.epa.gov/ncer/p3/project_websites/2004/su831855.html	1	0.01%
	SU831828 Project Descriptions and Photos P3 NCER ORD US EPA http://es.epa.gov/ncer/p3/project_photos/su831828/su831828.html	1	100.00%
■ 140.	SU833914 2009 Project Descriptions P3 NCER ORD US EPA http://es.epa.gov/ncer/p3/project_websites/2009/su833914.html	1	0.01%

	Next Page Next Page	Visits	% Visits
	SU833910 2009 Project Descriptions P3 NCER ORD US EPA http://es.epa.gov/ncer/p3/project_websites/2009/su833910.html	1	100.00%
■ 141.	2006 National Expo Photo Gallery P3: People, Prosperity and the Planet Student Design Competition for Sustainability US EPA http://es.epa.gov/ncer/p3/event_2006/event_photos/mall_event_general/expo.html	1	0.01%
	Green Technology at the Sustainable Design http://es.epa.gov/ncer/p3/press/may_12_2006down.html	1	100.00%
■ 142.	Appalachian Student Team Wins Second \$75,000 EPA Award Newsroom P3 NCER ORD US EPA http://es.epa.gov/ncer/p3/press/04_27_07_faa.html	1	0.01%
	Forms P3 NCER ORD US EPA http://es.epa.gov/ncer/P3/forms/	1	100.00%
■ 143.	Page Title P3 NCER ORD US EPA http://es.epa.gov/ncer/p3/awardplanet.html	1	0.01%
	End Of Visit	1	100.00%
■ 144.	SU833178 2006/2007 P3 Teams P3 NCER ORD US EPA http://es.epa.gov/ncer/p3/event_2007/event_photos/teams/su833178/su833178.html	1	0.01%
	2008/2009 P3 Teams P3 NCER ORD US EPA http://es.epa.gov/ncer/p3/current/	1	100.00%
■ 145.	SU833535 2007/2008 P3 Teams P3 NCER ORD US EPA http://es.epa.gov/ncer/p3/event_2008/event_photos/teams/su833535/su833535.html	1	0.01%
	P3 NCER ORD US EPA http://es.epa.gov/ncer/P3/	1	100.00%
■ 146.	SU833512 2007/2008 P3 Teams P3 NCER ORD US EPA http://es.epa.gov/ncer/p3/event_2008/event_photos/teams/su833514/su833514.html	1	0.01%
	Newsroom P3 NCER ORD US EPA http://es.epa.gov/ncer/p3/news.html	1	100.00%
■ 147.	SU832497 Project Descriptions and Photos P3: People, Prosperity and the Planet Student Design Competition for Sustainability US EPA http://es.epa.gov/ncer/p3/photos_2006/su832497/su832497.html	1	0.01%
	End Of Visit	1	100.00%
■ 148.	SU831820 Project Descriptions and Photos P3 NCER ORD US EPA http://es.epa.gov/ncer/p3/project_photos/su831820/su831820.html	1	0.01%

	Next Page Next Page	Visits	% Visits
	End Of Visit	1	100.00%
149.	Index of /ncer/p3/event_2005/su831811/ http://es.epa.gov/ncer/p3/event_2005/su831811/	1	0.01%
	SU833192 2006 Project Descriptions and Photos P3 NCER ORD US EPA http://es.epa.gov/ncer/p3/project_websites/2006/su833192.html	1	100.00%
150.	"Growing" Buildings 2006 Newsroom P3 NCER ORD US EPA http://es.epa.gov/ncer/p3/press/may_14_2006.html	1	0.01%
	Students Win Grant for Environmental Work in Panama Newsroom P3 NCER ORD US EPA http://es.epa.gov/ncer/p3/press/blog_11_18_06_rsquared.html	1	100.00%
151.	SU831884 Project Descriptions and Photos P3: People, Prosperity and the Planet Student Design Competition for Sustainability US EPA http://es.epa.gov/ncer/p3/event_2005/su831884/su831884.html	1	0.01%
	SU831852 Project Descriptions and Photos P3: People, Prosperity and the Planet Student Design Competition for Sustainability US EPA http://es.epa.gov/ncer/p3/event_2005/su831852/su831852.html	1	100.00%
152.	Index of /ncer/p3/project_photos/su831867/ http://es.epa.gov/ncer/p3/project_photos/su831867/	1	0.01%
	Index of /ncer/p3/event_2008/event_photos/teams/su833529/ http://es.epa.gov/ncer/p3/event_2008/event_photos/teams/su833529/	1	100.00%
153.	Appalachian student team wins \$75,000 EPA award Newsroom P3 NCER ORD US EPA http://es.epa.gov/ncer/p3/press/05_01_07.html	1	0.01%
	College Students Lead the U.S.towards a Greener Future - EPA P3 Awards Winners Newsroom P3 NCER ORD US EPA http://es.epa.gov/ncer/p3/press/04_27_07_pre_sszoom.html	1	100.00%
154.	Page Title P3 NCER ORD US EPA http://es.epa.gov/ncer/p3/event_2007/event_photos/mall_event_general/	1	0.01%
	Application Overview Phase I - P3 Grant Competition/Proof of Concept P3 NCER ORD US EPA http://es.epa.gov/ncer/p3/appoverview.html	1	100.00%
155.	SU832475 2005 Project Descriptions and Photos P3 NCER ORD US EPA http://es.epa.gov/ncer/p3/event_2006/su832475/su832475.html	1	0.01%

	Next Page Next Page	Visits	% Visits
	2008/2009 P3 Teams P3 NCER ORD US EPA http://es.epa.gov/ncer/p3/current/	1	100.00%
156.	Project Descriptions and Photos P3 NCER ORD US EPA http://es.epa.gov/ncer/p3/project_websites/2004/su831883.html End Of Visit	1	0.01%
	End Of Visit	1	100.00%
157.	SU831811 Project Descriptions and Photos P3 NCER ORD US EPA/title> http://es.epa.gov/ncer/p3/event_2005/project_websites/su831811.html End Of Visit	1	0.01%
	End Of Visit	1	100.00%
158.	Project Descriptions and Photos P3 NCER ORD US EPA http://es.epa.gov/ncer/p3/project_websites/2004/su831825.html End Of Visit	1	0.01%
	End Of Visit	1	100.00%
159.	EPA: P3: People, Prosperity and the Planet Student Design Competition for Sustainability: Information for Faculty http://es.epa.gov/ncer/p3/info/faculty.html EPA: P3: People, Prosperity and the Planet Student Design Competition for Sustainability: Judges http://es.epa.gov/ncer/p3/info/judges.html	1	0.01%
	EPA: P3: People, Prosperity and the Planet Student Design Competition for Sustainability: Judges http://es.epa.gov/ncer/p3/info/judges.html	1	100.00%
160.	Project Descriptions and Photos P3 NCER ORD US EPA http://es.epa.gov/ncer/p3/project_websites/2004/su831856.html Draft Schedule of Events National Sustainable Design Expo P3 NCER ORD US EPA http://es.epa.gov/ncer/p3/expo/events.html	1	0.01%
	Draft Schedule of Events National Sustainable Design Expo P3 NCER ORD US EPA http://es.epa.gov/ncer/p3/expo/events.html	1	100.00%
161.	SU833515 2008 Project Descriptions P3 NCER ORD US EPA http://es.epa.gov/ncer/p3/project_websites/2008/su833515.html End Of Visit	1	0.01%
	End Of Visit	1	100.00%
162.	Phase II - P3 Award Winners P3 NCER ORD US EPA http://es.epa.gov/ncer/p3/award_winners.html SU831817 Project Descriptions and Photos P3 NCER ORD US EPA http://es.epa.gov/ncer/p3/project_photos/su831817/su831817.html	1	0.01%
	SU831817 Project Descriptions and Photos P3 NCER ORD US EPA http://es.epa.gov/ncer/p3/project_photos/su831817/su831817.html	1	100.00%
163.	People, Prosperity, and the Planet Newsroom P3 NCER ORD US EPA http://es.epa.gov/ncer/p3/press/blog_05_02_07.html Index of /ncer/p3/project_websites/2007/ http://es.epa.gov/ncer/p3/project_websites/2007/	1	0.01%
	Index of /ncer/p3/project_websites/2007/ http://es.epa.gov/ncer/p3/project_websites/2007/	1	100.00%

	Next Page Next Page	Visits	% Visits
■ 164.	Index of /ncer/p3/event_2006/su832500/ http://es.epa.gov/ncer/p3/event_2006/su832500/	1	0.01%
	Index of /ncer/p3/event_2007/event_photos/awards/ http://es.epa.gov/ncer/p3/event_2007/event_photos/awards/	1	100.00%
■ 165.	Application Overview Phase I - P3 Grant Competition/Proof of Concept P3 NCER ORD US EPA http://es.epa.gov/ncer/p3/appoverview.html	1	0.01%
	P3 NCER ORD US EPA http://es.epa.gov/ncer/P3/	1	100.00%
■ 166.	SU832490 2005 Project Descriptions and Photos P3 NCER ORD US EPA http://es.epa.gov/ncer/p3/project_websites/2005/su832490.html	1	0.01%
	P3 NCER ORD US EPA http://es.epa.gov/ncer/P3/	1	100.00%
■ 167.	Publications P3 NCER ORD US EPA http://es.epa.gov/ncer/p3/publications.html	1	0.01%
	End Of Visit	1	100.00%
■ 168.	Project Descriptions and Photos P3 NCER ORD US EPA http://es.epa.gov/ncer/p3/project_websites/2004/su831895.html	1	0.01%
	SU831854 Project Descriptions and Photos P3 NCER ORD US EPA http://es.epa.gov/ncer/p3/project_photos/su831854/su831854.html	1	100.00%
■ 169.	National Sustainable Design Expo Co-Sponsors Information For P3 NCER ORD US EPA http://es.epa.gov/ncer/p3/info/cosponsors_archive.html	1	0.01%
	EPA: P3: People, Prosperity and the Planet Student Design Competition for Sustainability: Information for Faculty http://es.epa.gov/ncer/p3/info/faculty.html	1	100.00%
■ 170.	Index of /ncer/p3/event_2005/event_photos/judges/ http://es.epa.gov/ncer/p3/event_2005/event_photos/judges/	1	0.01%
	End Of Visit	1	100.00%
■ 171.	SU831892 Project Descriptions and Photos P3: People, Prosperity and the Planet Student Design Competition for Sustainability US EPA http://es.epa.gov/ncer/p3/event_2005/project_websites/su831892.html	1	0.01%

	Next Page Next Page	Visits	% Visits
	SU832481 Project Descriptions and Photos P3: People, Prosperity and the Planet Student Design Competition for Sustainability US EPA http://es.epa.gov/ncer/p3/photos_2006/su832481/su832481.html	1	100.00%
172.	SU833544 2007/2008 P3 Teams P3 NCER ORD US EPA http://es.epa.gov/ncer/p3/event_2008/event_photos/teams/su833544/su833544.html	1	0.01%
	Index of /ncer/p3/event_2005/su831891/ http://es.epa.gov/ncer/p3/event_2005/su831891/	1	100.00%
173.	SU833554 2008 Project Descriptions P3 NCER ORD US EPA http://es.epa.gov/ncer/p3/project_websites/2008/su833554.html	1	0.01%
	SU833538 2008 Project Descriptions P3 NCER ORD US EPA http://es.epa.gov/ncer/p3/project_websites/2008/su833538.html	1	100.00%
174.	SU833550 2008 Project Descriptions P3 NCER ORD US EPA http://es.epa.gov/ncer/p3/project_websites/2008/su833550.html	1	0.01%
	SU832482 2005 Project Descriptions and Photos P3 NCER ORD US EPA http://es.epa.gov/ncer/p3/event_2006/su832482/su832482.html	1	100.00%
175.	SU831810 Project Descriptions and Photos P3 NCER ORD US EPA http://es.epa.gov/ncer/p3/project_photos/su831810/su831810.html	1	0.01%
	End Of Visit	1	100.00%
176.	2007/2008 P3 Teams Past P3 Projects P3 NCER ORD US EPA http://es.epa.gov/ncer/p3/project_websites/2008/	1	0.01%
	2006/2007 P3 Teams P3 NCER ORD US EPA http://es.epa.gov/ncer/p3/project_websites/2006/	1	100.00%
177.	Judges P3 NCER ORD US EPA http://es.epa.gov/ncer/p3/judging_criteria.html	1	0.01%
	Judging Criteria P3 NCER ORD US EPA http://es.epa.gov/ncer/p3/judgingcriteria.html	1	100.00%
178.	SU833176 2006 Project Descriptions and Photos P3 NCER ORD US EPA http://es.epa.gov/ncer/p3/project_websites/2006/su833176.html	1	0.01%
	End Of Visit	1	100.00%

	Next Page Next Page	Visits	% Visits
179.	SU833548 2008 Project Descriptions P3 NCER ORD US EPA http://es.epa.gov/ncer/p3/project_websites/2008/su833548.html End Of Visit	1 1	0.01% 100.00%
180.	Index of /ncer/p3/event_2007/event_photos/teams/su833170/ http://es.epa.gov/ncer/p3/event_2007/event_photos/teams/su833170/ Index of /ncer/p3/event_2005/su831879/ http://es.epa.gov/ncer/p3/event_2005/su831879/	1 1	0.01% 100.00%
181.	SU832482 2005 Project Descriptions and Photos P3 NCER ORD US EPA http://es.epa.gov/ncer/p3/event_2006/su832482/su832482.html End Of Visit	1 1	0.01% 100.00%
182.	SU832495 2005 Project Descriptions and Photos P3 NCER ORD US EPA http://es.epa.gov/ncer/p3/project_websites/2005/su832495.html SU832487 2005 Project Descriptions and Photos P3 NCER ORD US EPA http://es.epa.gov/ncer/p3/project_websites/2005/su832487.html	1 1	0.01% 100.00%
183.	SU832499 2005 Project Descriptions and Photos P3 NCER ORD US EPA http://es.epa.gov/ncer/p3/project_websites/2005/su832499.html SU833153 2006/2007 P3 Teams P3 NCER ORD US EPA http://es.epa.gov/ncer/p3/event_2007/event_photos/teams/su833153/su833153.html	1 1	0.01% 100.00%
184.	Soundings - Biomethane Project Could Help Planet Newsroom P3 NCER ORD US EPA http://es.epa.gov/ncer/p3/press/04_22_07_olympian.html Rep.Johnson Applauds UI Team's Success In EPA Contest Newsroom P3 NCER ORD US EPA http://es.epa.gov/ncer/p3/press/04_26_07_rep_johnson.html	1 1	0.01% 100.00%
185.	SU832513 2005 Project Descriptions and Photos P3 NCER ORD US EPA http://es.epa.gov/ncer/p3/project_websites/2005/su832513.html SU832488 2005 Project Descriptions and Photos P3 NCER ORD US EPA http://es.epa.gov/ncer/p3/event_2006/su832488/su832488.html	1 1	0.01% 100.00%


	Next Page Next Page	Visits	% Visits
■ 186.	SU833913 2009 Project Descriptions P3 NCER ORD US EPA http://es.epa.gov/ncer/p3/project_websites/2009/su833913.html	1	0.01%
	Videos: Expo and P3 Overviews P3 NCER ORD US EPA http://es.epa.gov/ncer/p3/overviews.html	1	100.00%
■ 187.	P3 Event Photos P3 NCER ORD US EPA http://es.epa.gov/ncer/p3/event_2005/event_photos_12.html	1	0.01%
	Index of /ncer/p3/project_photos/su831897/ http://es.epa.gov/ncer/p3/project_photos/su831897/	1	100.00%
■ 188.	Peer Review Phase I - Project Development P3 NCER ORD US EPA http://es.epa.gov/ncer/p3/peerreview.html	1	0.01%
	Phase I - Project Development P3 NCER ORD US EPA http://es.epa.gov/ncer/p3/phase1proof.html	1	100.00%
■ 189.	SU833925 2009 Project Descriptions P3 NCER ORD US EPA http://es.epa.gov/ncer/p3/project_websites/2009/su833925.html	1	0.01%
	SU833934 2009 Project Descriptions P3 NCER ORD US EPA http://es.epa.gov/ncer/p3/project_websites/2009/su833934.html	1	100.00%
■ 190.	Index of /ncer/p3/event_2006/su832481/ http://es.epa.gov/ncer/p3/event_2006/su832481/	1	0.01%
	End Of Visit	1	100.00%
■ 191.	SU833194 2006 Project Descriptions and Photos P3 NCER ORD US EPA http://es.epa.gov/ncer/p3/project_websites/2006/su833194.html	1	0.01%
	Senator Clinton Congratulates Clarkson University Students on Winning http://es.epa.gov/ncer/p3/press/may_11_2006hillary.html	1	100.00%
■ 192.	SU833546 2007/2008 P3 Teams P3 NCER ORD US EPA http://es.epa.gov/ncer/p3/event_2008/event_photos/teams/su833546/su833546.html	1	0.01%
	End Of Visit	1	100.00%
■ 193.	Judges P3 NCER ORD US EPA http://es.epa.gov/ncer/p3/judges.html	1	0.01%
	Mayor Coleman Dedicates Green Roof At Macalester Newsroom P3 NCER ORD US EPA http://es.epa.gov/ncer/p3/press/04_26_07_statesnews.html	1	100.00%

	Next Page Next Page	Visits	% Visits
■ 194.	SU832510 2005 Project Descriptions and Photos P3 NCER ORD US EPA http://es.epa.gov/ncer/p3/project_websites/2005/su832510.html End Of Visit	1 1	0.01% 100.00%
■ 195.	Larsen Congratulates Western Washington Students On Winning EPA's P3 Award Newsroom P3 NCER ORD US EPA http://es.epa.gov/ncer/p3/press/04_26_07_statenews.html Student Sustainability Competition Newsroom P3 NCER ORD US EPA http://es.epa.gov/ncer/p3/press/blog_11_18_06_oildrum.html	1 1	0.01% 100.00%
■ 196.	Project Descriptions and Photos P3 NCER ORD US EPA http://es.epa.gov/ncer/p3/project_websites/2004/su831830.html Index of /ncer/p3/event_2006/su832482/ http://es.epa.gov/ncer/p3/event_2006/su832482/	1 1	0.01% 100.00%
■ 197.	SU833920 2009 Project Descriptions P3 NCER ORD US EPA http://es.epa.gov/ncer/p3/project_websites/2009/su833920.html 2008/2009 P3 Teams P3 NCER ORD US EPA http://es.epa.gov/ncer/p3/current/	1 1	0.01% 100.00%
■ 198.	Project Descriptions and Photos P3 NCER ORD US EPA http://es.epa.gov/ncer/p3/project_websites/2004/su831899.html Project Descriptions and Photos P3 NCER ORD US EPA http://es.epa.gov/ncer/p3/project_websites/2004/su831869.html	1 1	0.01% 100.00%
■ 199.	SU831869 Project Descriptions and Photos P3 NCER ORD US EPA http://es.epa.gov/ncer/p3/project_photos/su831869/su831869.html Soundings - Biomethane Project Could Help Planet Newsroom P3 NCER ORD US EPA http://es.epa.gov/ncer/p3/press/04_22_07_olympian.html	1 1	0.01% 100.00%
■ 200.	Project Descriptions and Photos P3 NCER ORD US EPA http://es.epa.gov/ncer/p3/project_websites/2004/su831821.html End Of Visit	1 1	0.01% 100.00%
■	All Others	2,796	26.22%

Next Page	Visits	% Visits
Next Page		
Total	10,663	100.00%

items 1-200 of 249

Paths, Forward: All Entry Pages - Help Card

 **Column Definitions**

Paths, Forward
 This represents the specified start page with the various paths your visitors took from it. Pages listed are limited to the paths configured for analysis in this profile.

Visits
 Number of visits where the specified path was followed.

% of All Visits
 Percentage of times that the specified path through your site was taken compared to all other listed paths through your site.



Report Descriptions

Briefly:

This report displays the critical first few clicks on your site, during which your new visitors are getting their first impression and your returning visitors are probably heading to a destination.

The length of paths displayed in the path analysis is limited to a number of steps specified in the report setup. This means that paths in this table are likely to be longer in actuality than the number of steps displayed.

Uses and Interpretation:

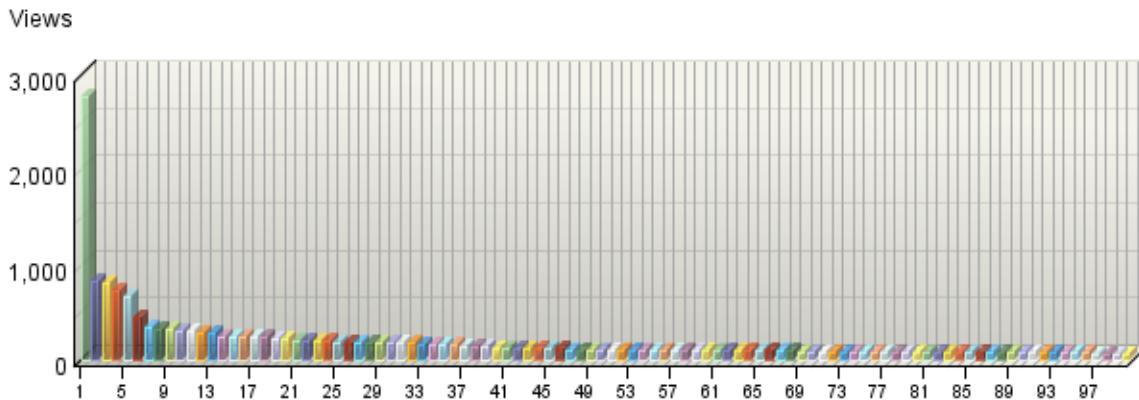
Use this report to look for weaknesses and to understand visitor content and navigation preferences:

- Compare the most common paths in this report to those you expected when planning your site. Are they the same? If not, perhaps visitors are confused by your navigation ... or perhaps you predicted their paths incorrectly.
- Ask if your visitors are leaving the site earlier than you would like. Pay special attention to the short paths. Are too many visitors leaving the site before they know what your site is about? Does knowing the exit pages help you understand why?
- Notice which content topics are being visited right away. Forward paths help you understand what content is most important to visitors in the sense of where they go first. If just a few of your content topics seem to be the first destination of most visitors, perhaps those topics should be made more prominent in the home page navigation.
- Notice whether visitors drill down deeply right away, or instead look at a number of same-level pages before going deeper. If they're drilling down several levels, perhaps you should reduce the number of clicks needed to get to the depth they seem to want. Should you bring some pages up higher in the navigation tree? If they're looking at a variety of top-level pages before going deeper, check whether they are using the home page as a hub - often returning to it between jumps to second-level pages. Is this "pogo-sticking" navigation being forced on them? If your second-level pages can't be reached directly from each other, consider reducing the number of clicks by adding "sideways" links.

Single-Level Paths, Forward

This report shows, for individual pages, the page that was the viewed immediately after that page. This is similar to a path that is only one step in length. A given visit might be counted several times, once, or not at all in this report, depending on how many times that page was viewed during that visit. Only applicable for visitor sessions that are tracked by something other than IP address.

Single-Level Paths, Forward



Single-Level Paths, Forward

Pages	Next Page	Views	% Views
1.	P3 NCER ORD US EPA http://es.epa.gov/ncer/P3/	2,787	5.37%
	IP-Tracked Transitions	2,787	100.00%
2.	National Sustainable Design Expo 2008 P3 NCER ORD US EPA http://es.epa.gov/ncer/p3/expo/expo_2008.html	831	1.60%
	IP-Tracked Transitions	831	100.00%
3.	National Sustainable Design Expo P3 NCER ORD US EPA http://es.epa.gov/ncer/p3/expo/	805	1.55%
	IP-Tracked Transitions	805	100.00%
4.	2008/2009 P3 Teams P3 NCER ORD US EPA http://es.epa.gov/ncer/p3/current/	726	1.40%
	IP-Tracked Transitions	726	100.00%
5.	Basic Information P3 NCER ORD US EPA http://es.epa.gov/ncer/p3/fact_sheet.html	670	1.29%
	IP-Tracked Transitions	670	100.00%

	Pages Next Page	Views	% Views
■ 6.	Information for P3 Teams P3 NCER ORD US EPA http://es.epa.gov/ncer/p3/teams/ IP-Tracked Transitions	447 447	0.86% 100.00%
■ 7.	How to Apply Phase I - Project Development P3 NCER ORD US EPA http://es.epa.gov/ncer/p3/apply/ IP-Tracked Transitions	344 344	0.66% 100.00%
■ 8.	2007 Award Ceremony Photo Gallery P3 NCER ORD US EPA http://es.epa.gov/ncer/p3/event_2007/event_photos/awards/awards.html IP-Tracked Transitions	334 334	0.64% 100.00%
■ 9.	Photo Gallery P3 NCER ORD US EPA http://es.epa.gov/ncer/p3/photo.html IP-Tracked Transitions	322 322	0.62% 100.00%
■ 10.	P3 Award Winners P3 NCER ORD US EPA http://es.epa.gov/ncer/p3/success/ IP-Tracked Transitions	314 314	0.61% 100.00%
■ 11.	2008 P3 Award Winners P3 Award Winners and Successes P3 NCER ORD US EPA http://es.epa.gov/ncer/p3/project_websites/2008/2008awardwinners.html IP-Tracked Transitions	306 306	0.59% 100.00%
■ 12.	P3 and Other Awards Ceremony P3 NCER ORD US EPA http://es.epa.gov/ncer/p3/ceremony/ IP-Tracked Transitions	288 288	0.56% 100.00%
■ 13.	Past P3 Projects P3 NCER ORD US EPA http://es.epa.gov/ncer/p3/past/ IP-Tracked Transitions	285 285	0.55% 100.00%
■ 14.	Draft Schedule of Events National Sustainable Design Expo P3 NCER ORD US EPA http://es.epa.gov/ncer/p3/expo/events.html IP-Tracked Transitions	253 253	0.49% 100.00%
■ 15.	Forum P3 NCER ORD US EPA http://es.epa.gov/ncer/p3/forum/ IP-Tracked Transitions All Others	251 250 1	0.48% 99.60% 0.40%
■ 16.	Forms P3 NCER ORD US EPA http://es.epa.gov/ncer/P3/forms/ IP-Tracked Transitions	242 242	0.47% 100.00%
■ 17.	Info for Exhibitors Information For P3 NCER ORD US EPA http://es.epa.gov/ncer/p3/become_exhibitor.html IP-Tracked Transitions	242 242	0.47% 100.00%

	Pages Next Page	Views	% Views
■ 18.	2009 Event Date and Location P3 NCER ORD US EPA http://es.epa.gov/ncer/p3/event_2009/09_date_loc.html	241	0.46%
	IP-Tracked Transitions	241	100.00%
■ 19.	2008 Expo and P3 Videos P3 NCER ORD US EPA http://es.epa.gov/ncer/p3/multimedia.html	232	0.45%
	IP-Tracked Transitions	232	100.00%
■ 20.	2006 P3 Award Winners P3 Award Winners and Successes P3 NCER ORD US EPA http://es.epa.gov/ncer/p3/project_websites/2006/2006awardwinners.html	224	0.43%
	IP-Tracked Transitions	224	100.00%
■ 21.	Frequently Asked Questions National Sustainable Design Expo P3 NCER ORD US EPA http://es.epa.gov/ncer/p3/expo/faq.html	211	0.41%
	IP-Tracked Transitions	211	100.00%
■ 22.	Information for Partners Info For P3 NCER ORD US EPA http://es.epa.gov/ncer/p3/info/partners.html	201	0.39%
	IP-Tracked Transitions	201	100.00%
■ 23.	2007 P3 Award Winners P3 Award Winners and Successes P3 NCER ORD US EPA http://es.epa.gov/ncer/p3/project_websites/2007/2007awardwinners.html	195	0.38%
	IP-Tracked Transitions	195	100.00%
■ 24.	Info for Co-Sponsors Information For P3 NCER ORD US EPA http://es.epa.gov/ncer/p3/info/cosponsors.html	194	0.37%
	IP-Tracked Transitions	194	100.00%
■ 25.	Videos: Expo and P3 Overviews P3 NCER ORD US EPA http://es.epa.gov/ncer/p3/overviews.html	192	0.37%
	IP-Tracked Transitions	192	100.00%
■ 26.	Newsroom P3 NCER ORD US EPA http://es.epa.gov/ncer/p3/news.html	190	0.37%
	IP-Tracked Transitions	190	100.00%
■ 27.	Current Partners Information for Partners P3 NCER ORD US EPA http://es.epa.gov/ncer/p3/partners/	183	0.35%
	IP-Tracked Transitions	183	100.00%
■ 28.	Media Info For P3 NCER ORD US EPA http://es.epa.gov/ncer/p3/info/media.html	182	0.35%
	IP-Tracked Transitions	182	100.00%

	Pages Next Page	Views	% Views
29.	2008 National Expo Photo Gallery P3 NCER ORD US EPA http://es.epa.gov/ncer/p3/event_2008/event_photos/expo/expo.html	181	0.35%
	IP-Tracked Transitions	181	100.00%
30.	Logistics National Sustainable Design Expo P3 NCER ORD US EPA http://es.epa.gov/ncer/p3/expo/logistics.html	181	0.35%
	IP-Tracked Transitions	180	99.45%
	All Others	1	0.55%
31.	Information For P3 NCER ORD US EPA http://es.epa.gov/ncer/p3/info/	179	0.34%
	IP-Tracked Transitions	179	100.00%
32.	EPA: NCER: P3 Award: A National Student Design Competition for Sustainability focusing on People, Prosperity, and the Planet http://es.epa.gov/ncer/p3/designs_sustain_rfp.html	174	0.34%
	IP-Tracked Transitions	174	100.00%
33.	2008 Expo and P3 Audio Files P3 NCER ORD US EPA http://es.epa.gov/ncer/p3/event_2008/audio_files/	166	0.32%
	IP-Tracked Transitions	166	100.00%
34.	Additional Awards P3 Award Competition P3 NCER ORD US EPA http://es.epa.gov/ncer/p3/addawards.html	162	0.31%
	IP-Tracked Transitions	162	100.00%
35.	2007/2008 P3 Teams Past P3 Projects P3 NCER ORD US EPA http://es.epa.gov/ncer/p3/project_websites/2008/	160	0.31%
	IP-Tracked Transitions	160	100.00%
36.	Forms National Sustainable Design Expo P3 NCER ORD US EPA http://es.epa.gov/ncer/p3/expo/forms.html	154	0.30%
	IP-Tracked Transitions	154	100.00%
37.	Announcements and Discussion Area Information for P3 Teams P3 NCER ORD US EPA http://es.epa.gov/ncer/p3/event_2009/09_announcements.html	149	0.29%
	IP-Tracked Transitions	149	100.00%
38.	Grant Recipients P3 NCER ORD US EPA http://es.epa.gov/ncer/p3/grantrecip.html	147	0.28%
	IP-Tracked Transitions	147	100.00%
39.	Other Sustainability Resources P3 NCER ORD US EPA http://es.epa.gov/ncer/p3/other/	146	0.28%
	IP-Tracked Transitions	146	100.00%

	Pages Next Page	Views	% Views
40.	Contact Us P3 NCER ORD US EPA http://es.epa.gov/ncer/p3/contact.html IP-Tracked Transitions	131 131	0.25% 100.00%
41.	2008 P3 Competitors Photo Gallery P3 NCER ORD US EPA http://es.epa.gov/ncer/p3/event_2008/event_photos/teams/2008_competitors.html IP-Tracked Transitions	129 129	0.25% 100.00%
42.	2007 National Expo Photo Gallery P3 NCER ORD US EPA http://es.epa.gov/ncer/p3/event_2007/event_photos/expo/expo.html IP-Tracked Transitions	128 128	0.25% 100.00%
43.	Application Overview Phase I - P3 Grant Competition/Proof of Concept P3 NCER ORD US EPA http://es.epa.gov/ncer/p3/appoverview.html IP-Tracked Transitions	121 121	0.23% 100.00%
44.	2005 Phase 2 Award Winners and Honorable Mentions 2006 Newsroom P3 NCER ORD US EPA http://es.epa.gov/ncer/p3/project_websites/2004_phase_2_project_websites.html IP-Tracked Transitions	117 117	0.23% 100.00%
45.	P3 Newsroom Archive 2006 Newsroom P3 NCER ORD US EPA http://es.epa.gov/ncer/p3/press/ IP-Tracked Transitions	116 116	0.22% 100.00%
46.	Making Water Treatment Plants Sustainable P3 NCER ORD US EPA http://es.epa.gov/ncer/p3/success/lehigh.html IP-Tracked Transitions	113 113	0.22% 100.00%
47.	Car Fueled With Biogas From Cow Manure: WWU Students Convert Methane Into Natural Gas Newsroom P3 NCER ORD US EPA http://es.epa.gov/ncer/p3/press/04_22_07.html IP-Tracked Transitions	111 111	0.21% 100.00%
48.	Solicitation Opens Phase I - Project Development P3 NCER ORD US EPA http://es.epa.gov/ncer/p3/solopen.html IP-Tracked Transitions	109 109	0.21% 100.00%
49.	2006 P3 Competitors Photo Gallery P3 NCER ORD US EPA http://es.epa.gov/ncer/p3/event_2006/2006_competitors.html IP-Tracked Transitions	107 107	0.21% 100.00%

	Pages Next Page	Views	% Views
50.	Phase I - Project Development P3 NCER ORD US EPA http://es.epa.gov/ncer/p3/phase1proof.html IP-Tracked Transitions	106 106	0.20% 100.00%
51.	2005 Project Descriptions and Photos P3 NCER ORD US EPA http://es.epa.gov/ncer/p3/project_websites/2005/2005_phase_1_project_websites.html IP-Tracked Transitions	105 105	0.20% 100.00%
52.	2006 Award Ceremony Photo Gallery P3: People, Prosperity and the Planet Student Design Competition for Sustainability US EPA http://es.epa.gov/ncer/p3/event_2006/event_photos/awards/awards.html IP-Tracked Transitions	104 104	0.20% 100.00%
53.	EPA: P3 Award: Press Release http://es.epa.gov/ncer/p3/projects/ IP-Tracked Transitions	103 103	0.20% 100.00%
54.	2008 Event Date and Location P3 NCER ORD US EPA http://es.epa.gov/ncer/p3/event_2008/08_date_loc.html IP-Tracked Transitions	103 103	0.20% 100.00%
55.	Greening the Campus: Improving the Environmental Performance of Buildings and Institutions P3 NCER ORD US EPA http://es.epa.gov/ncer/p3/success/oberlin.html IP-Tracked Transitions	102 102	0.20% 100.00%
56.	2006 Award Ceremony Agenda 2006 Newsroom P3 NCER ORD US EPA http://es.epa.gov/ncer/p3/press/awardagenda06.html IP-Tracked Transitions	102 102	0.20% 100.00%
57.	Phase II - P3 Award Winners P3 NCER ORD US EPA http://es.epa.gov/ncer/p3/award_winners.html IP-Tracked Transitions	102 102	0.20% 100.00%
58.	Sustainability Challenge Areas P3 NCER ORD US EPA http://es.epa.gov/ncer/p3/challengearea.html IP-Tracked Transitions	100 100	0.19% 100.00%
59.	2006 National Expo Photo Gallery P3: People, Prosperity and the Planet Student Design Competition for Sustainability US EPA http://es.epa.gov/ncer/p3/event_2006/event_photos/mall_event_general/expo.html IP-Tracked Transitions	99 99	0.19% 100.00%

	Pages Next Page	Views	% Views
60.	Knowing the Score Helps Students Save Energy P3 NCER ORD US EPA http://es.epa.gov/ncer/p3/success/oberlinfeature.html IP-Tracked Transitions	99	0.19%
		99	100.00%
61.	2007 P3 Competitors Photo Gallery P3 NCER ORD US EPA http://es.epa.gov/ncer/p3/event_2007/event_photos/teams/2007_competitors.html IP-Tracked Transitions	98	0.19%
		98	100.00%
62.	National Sustainable Design Expo Archive P3 NCER ORD US EPA http://es.epa.gov/ncer/p3/expo/expo_archive.html IP-Tracked Transitions	97	0.19%
		97	100.00%
63.	Judges P3 NCER ORD US EPA http://es.epa.gov/ncer/p3/judges.html IP-Tracked Transitions	97	0.19%
		97	100.00%
64.	Notification Phase I - Project Development P3 NCER ORD US EPA http://es.epa.gov/ncer/p3/notification.html IP-Tracked Transitions	96	0.19%
		96	100.00%
65.	Phase II - P3 Award Winners P3 NCER ORD US EPA http://es.epa.gov/ncer/p3/phase2follow.html IP-Tracked Transitions	96	0.19%
		96	100.00%
66.	Shedding Light on Clean Drinking Water P3 NCER ORD US EPA http://es.epa.gov/ncer/p3/success/berkeley.html IP-Tracked Transitions	95	0.18%
		95	100.00%
67.	Photos of the 2005 National Expo Photo Gallery P3 NCER ORD US EPA http://es.epa.gov/ncer/p3/event_2005/event_photos/general_mall_photos/expo.html IP-Tracked Transitions	95	0.18%
		95	100.00%
68.	2005 P3 Competitors P3 NCER ORD US EPA http://es.epa.gov/ncer/p3/project_photos/2005_competitors.html IP-Tracked Transitions	92	0.18%
		92	100.00%
69.	Peer Review Phase I - Project Development P3 NCER ORD US EPA http://es.epa.gov/ncer/p3/peerreview.html IP-Tracked Transitions	90	0.17%
		90	100.00%
70.	2008 Award Ceremony Photo Gallery P3 NCER ORD US EPA http://es.epa.gov/ncer/p3/event_2008/event_photos/awards/awards.html IP-Tracked Transitions	90	0.17%
		90	100.00%

	Pages Next Page	Views	% Views
71.	Jeopardy! Quizzes America with Environmental Clues Newsroom Archive Newsroom P3 NCER ORD US EPA http://es.epa.gov/ncer/p3/press/05_07_07.html	88	0.17%
	IP-Tracked Transitions	88	100.00%
72.	Resources P3 NCER ORD US EPA http://es.epa.gov/ncer/p3/resources.html	88	0.17%
	IP-Tracked Transitions	88	100.00%
73.	2005 In Process Project Photos P3 NCER ORD US EPA http://es.epa.gov/ncer/p3/project_photos/2005_projects.html	86	0.17%
	IP-Tracked Transitions	86	100.00%
74.	2004 P3 Projects Past P3 Projects P3 NCER ORD US EPA http://es.epa.gov/ncer/p3/project_websites/2004_project_websites.html	86	0.17%
	IP-Tracked Transitions	86	100.00%
75.	Past P3 Projects by Topic Past P3 Projects P3 NCER ORD US EPA http://es.epa.gov/ncer/p3/abtable1.html	83	0.16%
	IP-Tracked Transitions	83	100.00%
76.	EPA: NCER: P3 http://es.epa.gov/ncer/p3recipients/2005/	83	0.16%
	IP-Tracked Transitions	83	100.00%
77.	Index of /ncer/p3/event_2007/event_photos/awards/ http://es.epa.gov/ncer/p3/event_2007/event_photos/awards/	83	0.16%
	IP-Tracked Transitions	83	100.00%
78.	Clarkson University Sustainable Design Team presenting research at National Design competition 2006 Newsroom P3 NCER ORD US EPA http://es.epa.gov/ncer/p3/press/may_10_2006wwti.html	81	0.16%
	IP-Tracked Transitions	81	100.00%
79.	Judges Photo Photo Gallery P3 NCER ORD US EPA http://es.epa.gov/ncer/p3/event_2005/event_photos/judges/judges.html	81	0.16%
	IP-Tracked Transitions	81	100.00%
80.	2006/2007 P3 Teams P3 NCER ORD US EPA http://es.epa.gov/ncer/p3/project_websites/2006/	80	0.15%
	IP-Tracked Transitions	80	100.00%
81.	Senator Clinton Congratulates Clarkson University Students on Winning http://es.epa.gov/ncer/p3/press/may_11_2006hillary.html	80	0.15%
	IP-Tracked Transitions	80	100.00%

	Pages Next Page	Views	% Views
82.	AAAS Research Programs Forum P3 NCER ORD US EPA http://es.epa.gov/ncer/p3/forum/aaas.html IP-Tracked Transitions	80 80	0.15% 100.00%
83.	Competition Challenges Students to Develop Environmentally-Friendly Technology 2006 Newsroom P3 NCER ORD US EPA http://es.epa.gov/ncer/p3/press/may_19_2006voa.html IP-Tracked Transitions	80 80	0.15% 100.00%
84.	Eligibility P3 NCER ORD US EPA http://es.epa.gov/ncer/p3/eligibility/ IP-Tracked Transitions	80 80	0.15% 100.00%
85.	SU833524 2007/2008 P3 Teams P3 NCER ORD US EPA http://es.epa.gov/ncer/p3/event_2008/event_photos/teams/su833524/su833524.html IP-Tracked Transitions	78 78	0.15% 100.00%
86.	The Virtual World Lets Students Ponder How to Save Mother Earth Newsroom P3 NCER ORD US EPA http://es.epa.gov/ncer/p3/press/11_14_06.html IP-Tracked Transitions	77 77	0.15% 100.00%
87.	Page Title P3 NCER ORD US EPA http://es.epa.gov/ncer/p3/awardplanet.html IP-Tracked Transitions	75 75	0.14% 100.00%
88.	Judges 2006 P3 NCER ORD US EPA http://es.epa.gov/ncer/p3/info/judges06.html IP-Tracked Transitions	73 73	0.14% 100.00%
89.	Student Engineering Group Wins Honorable http://es.epa.gov/ncer/p3/press/may_17_2006iowa.html IP-Tracked Transitions	73 73	0.14% 100.00%
90.	Green Technology at the Sustainable Design http://es.epa.gov/ncer/p3/press/may_12_2006down.html IP-Tracked Transitions	72 72	0.14% 100.00%
91.	EPA: NCER: P3: People, Prosperity and the Planet Student Design Competition for Sustainability: A National Student Design Competition for Sustainability focusing on People, Prosperity, and the Planet http://es.epa.gov/ncer/p3/designs_sustain_rfp_2005.html IP-Tracked Transitions	72 72	0.14% 100.00%
92.	2006 National Mall P3 Award Competition Agenda P3 NCER ORD US EPA http://es.epa.gov/ncer/p3/press/agenda06.html IP-Tracked Transitions	72 72	0.14% 100.00%

	Pages Next Page	Views	% Views
93.	Green Dorm Project snags \$75,000 2006 Newsroom P3 NCER ORD US EPA http://es.epa.gov/ncer/p3/press/may_19_2006stanford.html	71	0.14%
	IP-Tracked Transitions	71	100.00%
94.	"Growing" Buildings 2006 Newsroom P3 NCER ORD US EPA http://es.epa.gov/ncer/p3/press/may_14_2006.html	71	0.14%
	IP-Tracked Transitions	71	100.00%
95.	EPA P3 Award Winners Announced at the 2006 National Sustainable Design Expo 2006 Newsroom P3 NCER ORD US EPA http://es.epa.gov/ncer/p3/press/may_23_2006smart.html	71	0.14%
	IP-Tracked Transitions	71	100.00%
96.	First National Sustainable Design Expo to Showcase Innovative 'Green Technology' 2006 Newsroom P3 NCER ORD US EPA http://es.epa.gov/ncer/p3/press/may_04w_2006.html	71	0.14%
	IP-Tracked Transitions	71	100.00%
97.	SU833524 2008 Project Descriptions P3 NCER ORD US EPA http://es.epa.gov/ncer/p3/project_websites/2008/su833524.html	70	0.13%
	IP-Tracked Transitions	70	100.00%
98.	Stanford Researchers are Awarded \$75,000 http://es.epa.gov/ncer/p3/press/may_21_2006stanford.html	70	0.13%
	IP-Tracked Transitions	70	100.00%
99.	Publications P3 NCER ORD US EPA http://es.epa.gov/ncer/p3/publications.html	70	0.13%
	IP-Tracked Transitions	70	100.00%
100.	Good Work: For People and Planet 2006 Newsroom P3 NCER ORD US EPA http://es.epa.gov/ncer/p3/press/may_11_2006.html	69	0.13%
	IP-Tracked Transitions	69	100.00%
101.	SU832486 2005 Project Descriptions and Photos P3 NCER ORD US EPA http://es.epa.gov/ncer/p3/project_websites/2005/su832486.html	69	0.13%
	IP-Tracked Transitions	69	100.00%
102.	Student Group Tests Solar Greenhouse Energy Efficiency Newsroom P3 NCER ORD US EPA http://es.epa.gov/ncer/p3/press/04_26_07_mtimes.html	69	0.13%
	IP-Tracked Transitions	69	100.00%

	Pages Next Page	Views	% Views
103.	SU832510 2005 Project Descriptions and Photos P3 NCER ORD US EPA http://es.epa.gov/ncer/p3/project_websites/2005/su832510.html IP-Tracked Transitions	68 68	0.13% 100.00%
104.	SU832490 2005 Project Descriptions and Photos P3 NCER ORD US EPA http://es.epa.gov/ncer/p3/project_websites/2005/su832490.html IP-Tracked Transitions	68 68	0.13% 100.00%
105.	SU832489 2005 Project Descriptions and Photos P3 NCER ORD US EPA http://es.epa.gov/ncer/p3/project_websites/2005/su832489.html IP-Tracked Transitions	68 68	0.13% 100.00%
106.	2005 Photo Gallery P3 NCER ORD US EPA http://es.epa.gov/ncer/p3/event_2005/event_photos/award_ceremony/awards.html IP-Tracked Transitions	68 68	0.13% 100.00%
107.	Following Up - Good Work: For People and Planet 2006 Newsroom P3 NCER ORD US EPA http://es.epa.gov/ncer/p3/press/may_18_2006.html IP-Tracked Transitions	68 68	0.13% 100.00%
108.	Looking to the sky for a water supply 2006 Newsroom P3 NCER ORD US EPA http://es.epa.gov/ncer/p3/press/april_16_2006north.html IP-Tracked Transitions	68 68	0.13% 100.00%
109.	2006 National Sustainable Design Expo - May 9-10, 2006 2006 Newsroom P3 NCER ORD US EPA http://es.epa.gov/ncer/p3/press/may_5_2006asph.html IP-Tracked Transitions	68 68	0.13% 100.00%
110.	National Sustainable Design Expo Highlights Student Work 2006 Newsroom P3 NCER ORD US EPA http://es.epa.gov/ncer/p3/press/may_12_2006voa.html IP-Tracked Transitions	68 68	0.13% 100.00%
111.	SU833553 2007/2008 P3 Teams P3 NCER ORD US EPA http://es.epa.gov/ncer/p3/event_2008/event_photos/teams/su833553/su833553.html IP-Tracked Transitions	67 67	0.13% 100.00%
112.	Going for the Gold with Green Technology 2006 Newsroom P3 NCER ORD US EPA http://es.epa.gov/ncer/p3/press/may_11_2006epa.html IP-Tracked Transitions	67 67	0.13% 100.00%
113.	Employment Resources Forum P3 NCER ORD US EPA http://es.epa.gov/ncer/p3/forum/employ.html	67	0.13%

	Pages Next Page	Views	% Views
	IP-Tracked Transitions	67	100.00%
114.	Students Work on Ideas for 'People, Prosperity and the Planet' 2006 Newsroom P3 NCER ORD US EPA http://es.epa.gov/ncer/p3/press/may_21_2006voa.html	67	0.13%
	IP-Tracked Transitions	67	100.00%
115.	See the Future Today 2006 Newsroom P3 NCER ORD US EPA http://es.epa.gov/ncer/p3/press/may_01_2006.html	67	0.13%
	IP-Tracked Transitions	67	100.00%
116.	SU832503 2005 Project Descriptions and Photos P3 NCER ORD US EPA http://es.epa.gov/ncer/p3/project_websites/2005/su832503.html	67	0.13%
	IP-Tracked Transitions	67	100.00%
117.	University Teams Earn Sustainable Design Prizes - Biomethane Car And Learning Barge Among The Projects On The National Mall Newsroom P3 NCER ORD US EPA http://es.epa.gov/ncer/p3/press/04_26_07_msnbc.html	67	0.13%
	IP-Tracked Transitions	67	100.00%
118.	SU832488 2005 Project Descriptions and Photos P3 NCER ORD US EPA http://es.epa.gov/ncer/p3/project_websites/2005/su832488.html	66	0.13%
	IP-Tracked Transitions	66	100.00%
119.	SU832505 2005 Project Descriptions and Photos P3 NCER ORD US EPA http://es.epa.gov/ncer/p3/project_websites/2005/su832505.html	66	0.13%
	IP-Tracked Transitions	66	100.00%
120.	SU832509 2005 Project Descriptions and Photos P3 NCER ORD US EPA http://es.epa.gov/ncer/p3/project_websites/2005/su832509.html	66	0.13%
	IP-Tracked Transitions	66	100.00%
121.	SU833562 2008 Project Descriptions P3 NCER ORD US EPA http://es.epa.gov/ncer/p3/project_websites/2008/su833562.html	66	0.13%
	IP-Tracked Transitions	66	100.00%
122.	SU832495 2005 Project Descriptions and Photos P3 NCER ORD US EPA http://es.epa.gov/ncer/p3/project_websites/2005/su832495.html	66	0.13%
	IP-Tracked Transitions	66	100.00%

	Pages Next Page	Views	% Views
123.	SU832484 2005 Project Descriptions and Photos P3 NCER ORD US EPA http://es.epa.gov/ncer/p3/project_websites/2005/su832484.html IP-Tracked Transitions	66	0.13%
		66	100.00%
124.	As Earth Day Approaches, Sustainable Design Teams Gear Up for Annual P3 Competition 2006 Newsroom P3 NCER ORD US EPA http://es.epa.gov/ncer/p3/press/april_20_2006ansi.html IP-Tracked Transitions	66	0.13%
		66	100.00%
125.	SU832487 2005 Project Descriptions and Photos P3 NCER ORD US EPA http://es.epa.gov/ncer/p3/project_websites/2005/su832487.html IP-Tracked Transitions	65	0.13%
		65	100.00%
126.	SU832494 2005 Project Descriptions and Photos P3 NCER ORD US EPA http://es.epa.gov/ncer/p3/project_websites/2005/su832494.html IP-Tracked Transitions	65	0.13%
		65	100.00%
127.	SU832474 2005 Project Descriptions and Photos P3 NCER ORD US EPA http://es.epa.gov/ncer/p3/project_websites/2005/su832474.html IP-Tracked Transitions	65	0.13%
		65	100.00%
128.	CLOSED-LOOP BIODIESEL PRODUCTION AMONG WINNERS AT NATIONAL SUSTAINABLE DESIGN EXPO 2006 Newsroom P3 NCER ORD US EPA http://es.epa.gov/ncer/p3/press/may_11_2006eesi.html IP-Tracked Transitions	65	0.13%
		65	100.00%
129.	Prosperity - Small Business Phase II - P3 Award Winners P3 NCER ORD US EPA http://es.epa.gov/ncer/p3/awardsmallbiz.html IP-Tracked Transitions	64	0.12%
		64	100.00%
130.	SU832512 2005 Project Descriptions and Photos P3 NCER ORD US EPA http://es.epa.gov/ncer/p3/project_websites/2005/su832512.html IP-Tracked Transitions	64	0.12%
		64	100.00%
131.	SU832480 2005 Project Descriptions and Photos P3 NCER ORD US EPA http://es.epa.gov/ncer/p3/project_websites/2005/su832480.html IP-Tracked Transitions	64	0.12%
		64	100.00%
132.	EPA Sustainability Programs P3 NCER ORD US EPA http://es.epa.gov/ncer/p3/epa/	64	0.12%

	Pages Next Page	Views	% Views
	IP-Tracked Transitions	64	100.00%
■ 133.	SU832504 2005 Project Descriptions and Photos P3 NCER ORD US EPA http://es.epa.gov/ncer/p3/project_websites/2005/su832504.html	64	0.12%
	IP-Tracked Transitions	64	100.00%
■ 134.	SU833521 2008 Project Descriptions P3 NCER ORD US EPA http://es.epa.gov/ncer/p3/project_websites/2008/su833521.html	64	0.12%
	IP-Tracked Transitions	64	100.00%
■ 135.	People - Education Phase II - P3 Award Winners P3: People, Prosperity and the Planet Student Design Competition for Sustainability US EPA http://es.epa.gov/ncer/p3/awardededucation.html	64	0.12%
	IP-Tracked Transitions	64	100.00%
■ 136.	Students shine at sustainable design contest Six university teams win EPA awards, dozens participated on National Mall 2006 Newsroom P3 NCER ORD US EPA http://es.epa.gov/ncer/p3/press/may_12_2006.html	63	0.12%
	IP-Tracked Transitions	63	100.00%
■ 137.	National Sustainable Design Expo Co-Sponsors Information For P3 NCER ORD US EPA http://es.epa.gov/ncer/p3/info/cosponsors_archive.html	63	0.12%
	IP-Tracked Transitions	63	100.00%
■ 138.	U-M Team Earns National EPA Honor 2006 Newsroom P3 NCER ORD US EPA http://es.epa.gov/ncer/p3/press/june_9_2006um.html	63	0.12%
	IP-Tracked Transitions	63	100.00%
■ 139.	Students Step it up for Sustainability 2006 Newsroom P3 NCER ORD US EPA http://es.epa.gov/ncer/p3/press/june_28_2006ord.html	63	0.12%
	IP-Tracked Transitions	63	100.00%
■ 140.	SU832478 2005 Project Descriptions and Photos P3 NCER ORD US EPA http://es.epa.gov/ncer/p3/project_websites/2005/su832478.html	63	0.12%
	IP-Tracked Transitions	63	100.00%
■ 141.	SU832492 2005 Project Descriptions and Photos P3 NCER ORD US EPA http://es.epa.gov/ncer/p3/project_websites/2005/su832492.html	62	0.12%
	IP-Tracked Transitions	62	100.00%
■ 142.	National Sustainable Design Expo featuring EPA's P3 Award 2006 Newsroom P3 NCER ORD US EPA http://es.epa.gov/ncer/p3/press/may_9_2006nae.html	62	0.12%

	Pages Next Page	Views	% Views
	IP-Tracked Transitions	62	100.00%
143.	SU833528 2008 Project Descriptions P3 NCER ORD US EPA http://es.epa.gov/ncer/p3/project_websites/2008/su833528.html	62	0.12%
	IP-Tracked Transitions	62	100.00%
144.	SU832514 2005 Project Descriptions and Photos P3 NCER ORD US EPA http://es.epa.gov/ncer/p3/project_websites/2005/su832514.html	62	0.12%
	IP-Tracked Transitions	62	100.00%
145.	Speaker's Biographies Awards Ceremony 2006 Newsroom P3 NCER ORD US EPA http://es.epa.gov/ncer/p3/press/awardsbios.html	62	0.12%
	IP-Tracked Transitions	62	100.00%
146.	SU832493 2005 Project Descriptions and Photos P3 NCER ORD US EPA http://es.epa.gov/ncer/p3/project_websites/2005/su832493.html	62	0.12%
	IP-Tracked Transitions	62	100.00%
147.	Green Technology: Use Less Resources and Increase Profits 2006 Newsroom P3 NCER ORD US EPA http://es.epa.gov/ncer/p3/press/may_03_2006.html	61	0.12%
	IP-Tracked Transitions	61	100.00%
148.	P3: People, Prosperity and the Planet 2006 Newsroom P3 NCER ORD US EPA http://es.epa.gov/ncer/p3/press/may_15_2006fed.html	61	0.12%
	IP-Tracked Transitions	61	100.00%
149.	SU832498 2005 Project Descriptions and Photos P3 NCER ORD US EPA http://es.epa.gov/ncer/p3/project_websites/2005/su832498.html	61	0.12%
	IP-Tracked Transitions	61	100.00%
150.	EPA: P3: People, Prosperity and the Planet Student Design Competition for Sustainability: Information for Faculty http://es.epa.gov/ncer/p3/info/faculty.html	60	0.12%
	IP-Tracked Transitions	60	100.00%
151.	SU833551 2008 Project Descriptions P3 NCER ORD US EPA http://es.epa.gov/ncer/p3/project_websites/2008/su833551.html	60	0.12%
	IP-Tracked Transitions	60	100.00%
152.	NEWS RELEASE P3 NCER ORD US EPA http://es.epa.gov/ncer/p3/press/archive/news_release_051705.html	60	0.12%

	Pages Next Page	Views	% Views
	IP-Tracked Transitions	60	100.00%
153.	Student Group Tests Solar Greenhouse Energy Efficiency Newsroom P3 NCER ORD US EPA http://es.epa.gov/ncer/p3/press/04_16_07.html	60	0.12%
	IP-Tracked Transitions	60	100.00%
154.	Sustainable Design Expo Newsroom P3 NCER ORD US EPA http://es.epa.gov/ncer/p3/press/04_25_07.html	60	0.12%
	IP-Tracked Transitions	60	100.00%
155.	Judging Criteria P3 NCER ORD US EPA http://es.epa.gov/ncer/p3/judgingcriteria.html	60	0.12%
	IP-Tracked Transitions	60	100.00%
156.	SU832481 2005 Project Descriptions and Photos P3 NCER ORD US EPA http://es.epa.gov/ncer/p3/project_websites/2005/su832481.html	60	0.12%
	IP-Tracked Transitions	60	100.00%
157.	Media Archive Info For P3 NCER ORD US EPA http://es.epa.gov/ncer/p3/info/media_archive.html	59	0.11%
	IP-Tracked Transitions	59	100.00%
158.	SU833518 2008 Project Descriptions P3 NCER ORD US EPA http://es.epa.gov/ncer/p3/project_websites/2008/su833518.html	59	0.11%
	IP-Tracked Transitions	59	100.00%
159.	Students Showcase Green Designs for the Planet Newsroom P3 NCER ORD US EPA http://es.epa.gov/ncer/p3/press/04_27_07_voa.html	59	0.11%
	IP-Tracked Transitions	59	100.00%
160.	SU832506 2005 Project Descriptions and Photos P3 NCER ORD US EPA http://es.epa.gov/ncer/p3/project_websites/2005/su832506.html	59	0.11%
	IP-Tracked Transitions	59	100.00%
161.	SU833553 2008 Project Descriptions P3 NCER ORD US EPA http://es.epa.gov/ncer/p3/project_websites/2008/su833553.html	59	0.11%
	IP-Tracked Transitions	59	100.00%
162.	SU833522 2008 Project Descriptions P3 NCER ORD US EPA http://es.epa.gov/ncer/p3/project_websites/2008/su833522.html	59	0.11%
	IP-Tracked Transitions	59	100.00%

	Pages Next Page	Views	% Views
163.	SU832499 2005 Project Descriptions and Photos P3 NCER ORD US EPA http://es.epa.gov/ncer/p3/project_websites/2005/su832499.html	58	0.11%
	IP-Tracked Transitions	58	100.00%
164.	SU833520 2008 Project Descriptions P3 NCER ORD US EPA http://es.epa.gov/ncer/p3/project_websites/2008/su833520.html	58	0.11%
	IP-Tracked Transitions	58	100.00%
165.	SU832477 2005 Project Descriptions and Photos P3 NCER ORD US EPA http://es.epa.gov/ncer/p3/project_websites/2005/su832477.html	58	0.11%
	IP-Tracked Transitions	58	100.00%
166.	SU833931 2009 Project Descriptions P3 NCER ORD US EPA http://es.epa.gov/ncer/p3/project_websites/2009/su833931.html	58	0.11%
	IP-Tracked Transitions	58	100.00%
167.	SU832485 2005 Project Descriptions and Photos P3 NCER ORD US EPA http://es.epa.gov/ncer/p3/project_websites/2005/su832485.html	58	0.11%
	IP-Tracked Transitions	58	100.00%
168.	SU832482 2005 Project Descriptions and Photos P3 NCER ORD US EPA http://es.epa.gov/ncer/p3/project_websites/2005/su832482.html	58	0.11%
	IP-Tracked Transitions	58	100.00%
169.	EPA: P3: People, Prosperity and the Planet Student Design Competition for Sustainability: Information for P3 Teams http://es.epa.gov/ncer/p3/info/team.html	57	0.11%
	IP-Tracked Transitions	57	100.00%
170.	SU833561 2008 Project Descriptions P3 NCER ORD US EPA http://es.epa.gov/ncer/p3/project_websites/2008/su833561.html	57	0.11%
	IP-Tracked Transitions	57	100.00%
171.	SU833518 2007/2008 P3 Teams P3 NCER ORD US EPA http://es.epa.gov/ncer/p3/event_2008/event_photos/teams/su833518/su833518.html	57	0.11%
	IP-Tracked Transitions	57	100.00%

	Pages Next Page	Views	% Views
172.	SU832476 2005 Project Descriptions and Photos P3 NCER ORD US EPA http://es.epa.gov/ncer/p3/project_websites/2005/su832476.html	57	0.11%
	IP-Tracked Transitions	57	100.00%
173.	SU833537 2007/2008 P3 Teams P3 NCER ORD US EPA http://es.epa.gov/ncer/p3/event_2008/event_photos/teams/su833537/su833537.html	57	0.11%
	IP-Tracked Transitions	57	100.00%
174.	SU833547 2008 Project Descriptions P3 NCER ORD US EPA http://es.epa.gov/ncer/p3/project_websites/2008/su833547.html	57	0.11%
	IP-Tracked Transitions	57	100.00%
175.	SU832491 2005 Project Descriptions and Photos P3 NCER ORD US EPA http://es.epa.gov/ncer/p3/project_websites/2005/su832491.html	57	0.11%
	IP-Tracked Transitions	57	100.00%
176.	Students' Designs Provide Look into Future Newsroom P3 NCER ORD US EPA http://es.epa.gov/ncer/p3/press/04_26_07_voa.html	56	0.11%
	IP-Tracked Transitions	56	100.00%
177.	SU832479 2005 Project Descriptions and Photos P3 NCER ORD US EPA http://es.epa.gov/ncer/p3/project_websites/2005/su832479.html	56	0.11%
	IP-Tracked Transitions	56	100.00%
178.	SU832497 2005 Project Descriptions and Photos P3 NCER ORD US EPA http://es.epa.gov/ncer/p3/project_websites/2005/su832497.html	56	0.11%
	IP-Tracked Transitions	56	100.00%
179.	SU832475 2005 Project Descriptions and Photos P3 NCER ORD US EPA http://es.epa.gov/ncer/p3/project_websites/2005/su832475.html	56	0.11%
	IP-Tracked Transitions	56	100.00%
180.	SU833541 2008 Project Descriptions P3 NCER ORD US EPA http://es.epa.gov/ncer/p3/project_websites/2008/su833541.html	56	0.11%
	IP-Tracked Transitions	56	100.00%
181.	SU832512 2005 Project Descriptions and Photos P3 NCER ORD US EPA http://es.epa.gov/ncer/p3/event_2006/su832512/su832512.html	56	0.11%

	Pages Next Page	Views	% Views
	IP-Tracked Transitions	56	100.00%
■ 182.	Lynden Cows Fuel WWU Vehicle Newsroom P3 NCER ORD US EPA http://es.epa.gov/ncer/p3/press/05_02_07_lynden.html	56	0.11%
	IP-Tracked Transitions	56	100.00%
■ 183.	Western Wins \$75,000 Grant - EPA Grant To Bolster Biogas Refinery Built By Students Newsroom P3 NCER ORD US EPA http://es.epa.gov/ncer/p3/press/05_01_07_western.html	56	0.11%
	IP-Tracked Transitions	55	98.21%
	All Others	1	1.79%
■ 184.	SU832502 2005 Project Descriptions and Photos P3 NCER ORD US EPA http://es.epa.gov/ncer/p3/project_websites/2005/su832502.html	55	0.11%
	IP-Tracked Transitions	55	100.00%
■ 185.	Soundings - Biomethane Project Could Help Planet Newsroom P3 NCER ORD US EPA http://es.epa.gov/ncer/p3/press/04_22_07_olympian.html	55	0.11%
	IP-Tracked Transitions	55	100.00%
■ 186.	SU833543 2008 Project Descriptions P3 NCER ORD US EPA http://es.epa.gov/ncer/p3/project_websites/2008/su833543.html	55	0.11%
	IP-Tracked Transitions	55	100.00%
■ 187.	SU833517 2008 Project Descriptions P3 NCER ORD US EPA http://es.epa.gov/ncer/p3/project_websites/2008/su833517.html	55	0.11%
	IP-Tracked Transitions	55	100.00%
■ 188.	SU833512 2007/2008 P3 Teams P3 NCER ORD US EPA http://es.epa.gov/ncer/p3/event_2008/event_photos/teams/su833512/su833512.html	55	0.11%
	IP-Tracked Transitions	55	100.00%
■ 189.	SU832500 2005 Project Descriptions and Photos P3 NCER ORD US EPA http://es.epa.gov/ncer/p3/project_websites/2005/su832500.html	55	0.11%
	IP-Tracked Transitions	55	100.00%
■ 190.	SU833539 2008 Project Descriptions P3 NCER ORD US EPA http://es.epa.gov/ncer/p3/project_websites/2008/su833539.html	55	0.11%
	IP-Tracked Transitions	55	100.00%

	Pages Next Page	Views	% Views
191.	SU833529 2008 Project Descriptions P3 NCER ORD US EPA http://es.epa.gov/ncer/p3/project_websites/2008/su833529.html IP-Tracked Transitions	54	0.10%
		54	100.00%
192.	SU832508 2005 Project Descriptions and Photos P3 NCER ORD US EPA http://es.epa.gov/ncer/p3/project_websites/2005/su832508.html IP-Tracked Transitions	54	0.10%
		54	100.00%
193.	Illinois Team Is A Winner In EPA Competition Newsroom P3 NCER ORD US EPA http://es.epa.gov/ncer/p3/press/05_01_07_uiuc.html IP-Tracked Transitions	54	0.10%
		54	100.00%
194.	SU833554 2008 Project Descriptions P3 NCER ORD US EPA http://es.epa.gov/ncer/p3/project_websites/2008/su833554.html IP-Tracked Transitions	54	0.10%
		54	100.00%
195.	SU832501 2005 Project Descriptions and Photos P3 NCER ORD US EPA http://es.epa.gov/ncer/p3/project_websites/2005/su832501.html IP-Tracked Transitions	54	0.10%
		54	100.00%
196.	SU832511 2005 Project Descriptions and Photos P3 NCER ORD US EPA http://es.epa.gov/ncer/p3/project_websites/2005/su832511.html IP-Tracked Transitions	54	0.10%
		54	100.00%
197.	U of I Students Develop Water Filtration with Global Implications 2007 Newsroom P3 NCER ORD US EPA http://es.epa.gov/ncer/p3/press/06_02_07.html IP-Tracked Transitions	54	0.10%
		54	100.00%
198.	SU832496 2005 Project Descriptions and Photos P3 NCER ORD US EPA http://es.epa.gov/ncer/p3/project_websites/2005/su832496.html IP-Tracked Transitions	54	0.10%
		54	100.00%
199.	U.Va.'s Learning Barge Project Wins \$75,000 EPA P3 Award for Sustainable DESIGN 2007 Newsroom P3 NCER ORD US EPA http://es.epa.gov/ncer/p3/press/05_07_07_uva.html IP-Tracked Transitions	54	0.10%
		54	100.00%
200.	SU833522 2007/2008 P3 Teams P3 NCER ORD US EPA http://es.epa.gov/ncer/p3/event_2008/event_photos/teams/su833522/su833522.html	54	0.10%

Pages	Views	% Views
Next Page		
IP-Tracked Transitions	54	100.00%
Subtotal for rows: 1 - 200	25,143	48.46%
Other	26,742	51.54%
Total	51,885	100.00%

items 1-200 of 1167

Single-Level Paths, Forward - Help Card



Column Definitions

Pages

Any displayed page. You can specify for each profile the types of files that qualify as a page. These settings can be changed by the WebTrends administrator.

Next Page

The next page requested. Values of "Other" represent the percentage of traffic for Next Pages that were not tracked because the table limit was reached.

IP-Tracked Transitions

Represents all visits where the IP address was the only means to identify the visitor (for example, visitors who do not accept cookies).

End Of Visit

A Next Page value of End Of Visit means that this was the last page of the visit.

Page Refresh

A Next Page of Page Refresh represents routes where the page and the next page were the same.

Other

Represents traffic from unfinished visits and routes not included due to report size limits.

Views

Number of times this page was viewed by visitors.

%

Percentage of views that transitioned from the page listed under "Pages" to the page listed under "Next Page."



Report Descriptions

Briefly:

This report is an easy way to see what page visitors go to next from each of the top pages of your site.

A line containing "End of Visit" means shows statistics for occurrences when the page was the last page of a visit.

A line containing "Other" sums the data for any Next Pages not shown in this table. A value of zero indicates that the table contains all the Next Pages that occurred.

The Next Pages report is available only when sessions are identified with a cookie. The IP/Agent method of session identification, while more accurate than a simple IP approach, is still too uncertain for statistical reliability. If you wish to still use IP/Agent sessionizing for this report, there is a workaround available in the Knowledge Base.

Uses and Interpretation:

Overlay the percentages on a screen shot of a page to see whether visitors are using the links on the page as expected. Web designers often try to correlate link prominence and position with expected usage. An unusually large number of jumps using an obscure link suggests a possible increase in prominence for that link. An unusually small number of jumps from a prominent link may mean support for the idea of downsizing that link or moving it deeper in the site.

If a page in the list is not available as a link on the page, it's likely that there was an intermediate page view that did not appear in your data. When analyzing log files, this happens when a viewed page is a cached one, for example when a visitor hits their "back" button. Especially large percentages associated with these can indicate a need to adjust the navigation to allow the sequence to happen without an intermediate page.

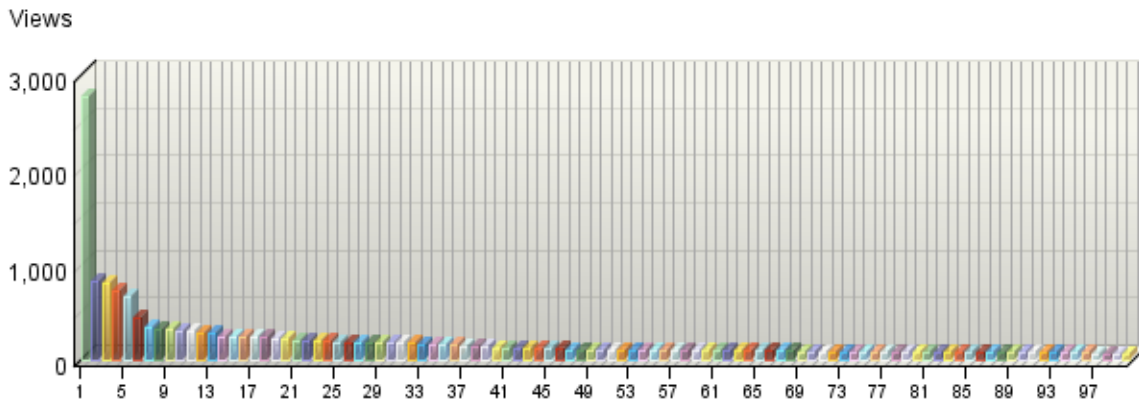
Other relevant reports and analyses:

This report is equivalent to a summary of the first steps for paths shown in the Paths Forward report.

Single-Level Paths, Reverse

This report shows, for individual pages, the page that was the viewed immediately before that page. This is similar to a reverse path that is only one step in length. A given visit might be counted several times, once, or not at all in this report, depending on how many times that page was viewed during that visit. Only applicable for visitor sessions that are tracked by something other than IP address.

Single-Level Paths, Reverse



Single-Level Paths, Reverse

Pages		Views	% Views
Previous Page			
1.	P3 NCER ORD US EPA http://es.epa.gov/ncer/P3/	2,787	5.37%
	IP-Tracked Transitions	2,787	100.00%
2.	National Sustainable Design Expo 2008 P3 NCER ORD US EPA http://es.epa.gov/ncer/p3/expo/expo_2008.html	831	1.60%
	IP-Tracked Transitions	831	100.00%
3.	National Sustainable Design Expo P3 NCER ORD US EPA http://es.epa.gov/ncer/p3/expo/	805	1.55%
	IP-Tracked Transitions	805	100.00%
4.	2008/2009 P3 Teams P3 NCER ORD US EPA http://es.epa.gov/ncer/p3/current/	726	1.40%
	IP-Tracked Transitions	726	100.00%
5.	Basic Information P3 NCER ORD US EPA http://es.epa.gov/ncer/p3/fact_sheet.html	670	1.29%
	IP-Tracked Transitions	670	100.00%

	Pages Previous Page	Views	% Views
■ 6.	Information for P3 Teams P3 NCER ORD US EPA http://es.epa.gov/ncer/p3/teams/ IP-Tracked Transitions	447 447	0.86% 100.00%
■ 7.	How to Apply Phase I - Project Development P3 NCER ORD US EPA http://es.epa.gov/ncer/p3/apply/ IP-Tracked Transitions	344 344	0.66% 100.00%
■ 8.	2007 Award Ceremony Photo Gallery P3 NCER ORD US EPA http://es.epa.gov/ncer/p3/event_2007/event_photos/awards/awards.html IP-Tracked Transitions	334 334	0.64% 100.00%
■ 9.	Photo Gallery P3 NCER ORD US EPA http://es.epa.gov/ncer/p3/photo.html IP-Tracked Transitions	322 322	0.62% 100.00%
■ 10.	P3 Award Winners P3 NCER ORD US EPA http://es.epa.gov/ncer/p3/success/ IP-Tracked Transitions	314 314	0.61% 100.00%
■ 11.	2008 P3 Award Winners P3 Award Winners and Successes P3 NCER ORD US EPA http://es.epa.gov/ncer/p3/project_websites/2008/2008awardwinners.html IP-Tracked Transitions	306 306	0.59% 100.00%
■ 12.	P3 and Other Awards Ceremony P3 NCER ORD US EPA http://es.epa.gov/ncer/p3/ceremony/ IP-Tracked Transitions	288 288	0.56% 100.00%
■ 13.	Past P3 Projects P3 NCER ORD US EPA http://es.epa.gov/ncer/p3/past/ IP-Tracked Transitions	285 285	0.55% 100.00%
■ 14.	Draft Schedule of Events National Sustainable Design Expo P3 NCER ORD US EPA http://es.epa.gov/ncer/p3/expo/events.html IP-Tracked Transitions	253 253	0.49% 100.00%
■ 15.	Forum P3 NCER ORD US EPA http://es.epa.gov/ncer/p3/forum/ IP-Tracked Transitions	251 251	0.48% 100.00%
■ 16.	Forms P3 NCER ORD US EPA http://es.epa.gov/ncer/P3/forms/ IP-Tracked Transitions	242 242	0.47% 100.00%
■ 17.	Info for Exhibitors Information For P3 NCER ORD US EPA http://es.epa.gov/ncer/p3/become_exhibitor.html IP-Tracked Transitions	242 242	0.47% 100.00%

	Pages Previous Page	Views	% Views
18.	2009 Event Date and Location P3 NCER ORD US EPA http://es.epa.gov/ncer/p3/event_2009/09_date_loc.html	241	0.46%
	IP-Tracked Transitions	241	100.00%
19.	2008 Expo and P3 Videos P3 NCER ORD US EPA http://es.epa.gov/ncer/p3/multimedia.html	232	0.45%
	IP-Tracked Transitions	232	100.00%
20.	2006 P3 Award Winners P3 Award Winners and Successes P3 NCER ORD US EPA http://es.epa.gov/ncer/p3/project_websites/2006/2006awardwinners.html	224	0.43%
	IP-Tracked Transitions	224	100.00%
21.	Frequently Asked Questions National Sustainable Design Expo P3 NCER ORD US EPA http://es.epa.gov/ncer/p3/expo/faq.html	211	0.41%
	IP-Tracked Transitions	211	100.00%
22.	Information for Partners Info For P3 NCER ORD US EPA http://es.epa.gov/ncer/p3/info/partners.html	201	0.39%
	IP-Tracked Transitions	201	100.00%
23.	2007 P3 Award Winners P3 Award Winners and Successes P3 NCER ORD US EPA http://es.epa.gov/ncer/p3/project_websites/2007/2007awardwinners.html	195	0.38%
	IP-Tracked Transitions	195	100.00%
24.	Info for Co-Sponsors Information For P3 NCER ORD US EPA http://es.epa.gov/ncer/p3/info/cosponsors.html	194	0.37%
	IP-Tracked Transitions	194	100.00%
25.	Videos: Expo and P3 Overviews P3 NCER ORD US EPA http://es.epa.gov/ncer/p3/overviews.html	192	0.37%
	IP-Tracked Transitions	192	100.00%
26.	Newsroom P3 NCER ORD US EPA http://es.epa.gov/ncer/p3/news.html	190	0.37%
	IP-Tracked Transitions	190	100.00%
27.	Current Partners Information for Partners P3 NCER ORD US EPA http://es.epa.gov/ncer/p3/partners/	183	0.35%
	IP-Tracked Transitions	183	100.00%
28.	Media Info For P3 NCER ORD US EPA http://es.epa.gov/ncer/p3/info/media.html	182	0.35%
	IP-Tracked Transitions	182	100.00%
29.	Logistics National Sustainable Design Expo P3 NCER ORD US EPA http://es.epa.gov/ncer/p3/expo/logistics.html	181	0.35%

	Pages Previous Page	Views	% Views
	IP-Tracked Transitions	181	100.00%
■ 30.	2008 National Expo Photo Gallery P3 NCER ORD US EPA http://es.epa.gov/ncer/p3/event_2008/event_photos/expo/expo.html	181	0.35%
	IP-Tracked Transitions	181	100.00%
■ 31.	Information For P3 NCER ORD US EPA http://es.epa.gov/ncer/p3/info/	179	0.34%
	IP-Tracked Transitions	179	100.00%
■ 32.	EPA: NCER: P3 Award: A National Student Design Competition for Sustainability focusing on People, Prosperity, and the Planet http://es.epa.gov/ncer/p3/designs_sustain_rfp.html	174	0.34%
	IP-Tracked Transitions	174	100.00%
■ 33.	2008 Expo and P3 Audio Files P3 NCER ORD US EPA http://es.epa.gov/ncer/p3/event_2008/audio_files/	166	0.32%
	IP-Tracked Transitions	166	100.00%
■ 34.	Additional Awards P3 Award Competition P3 NCER ORD US EPA http://es.epa.gov/ncer/p3/addawards.html	162	0.31%
	IP-Tracked Transitions	162	100.00%
■ 35.	2007/2008 P3 Teams Past P3 Projects P3 NCER ORD US EPA http://es.epa.gov/ncer/p3/project_websites/2008/	160	0.31%
	IP-Tracked Transitions	160	100.00%
■ 36.	Forms National Sustainable Design Expo P3 NCER ORD US EPA http://es.epa.gov/ncer/p3/expo/forms.html	154	0.30%
	IP-Tracked Transitions	154	100.00%
■ 37.	Announcements and Discussion Area Information for P3 Teams P3 NCER ORD US EPA http://es.epa.gov/ncer/p3/event_2009/09_announcements.html	149	0.29%
	IP-Tracked Transitions	149	100.00%
■ 38.	Grant Recipients P3 NCER ORD US EPA http://es.epa.gov/ncer/p3/grantrecip.html	147	0.28%
	IP-Tracked Transitions	147	100.00%
■ 39.	Other Sustainability Resources P3 NCER ORD US EPA http://es.epa.gov/ncer/p3/other/	146	0.28%
	IP-Tracked Transitions	146	100.00%
■ 40.	Contact Us P3 NCER ORD US EPA http://es.epa.gov/ncer/p3/contact.html	131	0.25%
	IP-Tracked Transitions	131	100.00%

	Pages Previous Page	Views	% Views
41.	2008 P3 Competitors Photo Gallery P3 NCER ORD US EPA http://es.epa.gov/ncer/p3/event_2008/event_photos/teams/2008_competitors.html	129	0.25%
	IP-Tracked Transitions	129	100.00%
42.	2007 National Expo Photo Gallery P3 NCER ORD US EPA http://es.epa.gov/ncer/p3/event_2007/event_photos/expo/expo.html	128	0.25%
	IP-Tracked Transitions	128	100.00%
43.	Application Overview Phase I - P3 Grant Competition/Proof of Concept P3 NCER ORD US EPA http://es.epa.gov/ncer/p3/appoverview.html	121	0.23%
	IP-Tracked Transitions	121	100.00%
44.	2005 Phase 2 Award Winners and Honorable Mentions 2006 Newsroom P3 NCER ORD US EPA http://es.epa.gov/ncer/p3/project_websites/2004_phase_2_project_websites.html	117	0.23%
	IP-Tracked Transitions	117	100.00%
45.	P3 Newsroom Archive 2006 Newsroom P3 NCER ORD US EPA http://es.epa.gov/ncer/p3/press/	116	0.22%
	IP-Tracked Transitions	116	100.00%
46.	Making Water Treatment Plants Sustainable P3 NCER ORD US EPA http://es.epa.gov/ncer/p3/success/lehigh.html	113	0.22%
	IP-Tracked Transitions	113	100.00%
47.	Car Fueled With Biogas From Cow Manure: WWU Students Convert Methane Into Natural Gas Newsroom P3 NCER ORD US EPA http://es.epa.gov/ncer/p3/press/04_22_07.html	111	0.21%
	IP-Tracked Transitions	111	100.00%
48.	Solicitation Opens Phase I - Project Development P3 NCER ORD US EPA http://es.epa.gov/ncer/p3/solopen.html	109	0.21%
	IP-Tracked Transitions	109	100.00%
49.	2006 P3 Competitors Photo Gallery P3 NCER ORD US EPA http://es.epa.gov/ncer/p3/event_2006/2006_competitors.html	107	0.21%
	IP-Tracked Transitions	107	100.00%
50.	Phase I - Project Development P3 NCER ORD US EPA http://es.epa.gov/ncer/p3/phase1proof.html	106	0.20%
	IP-Tracked Transitions	106	100.00%

	Pages Previous Page	Views	% Views
■ 51.	2005 Project Descriptions and Photos P3 NCER ORD US EPA http://es.epa.gov/ncer/p3/project_websites/2005/2005_phase_1_project_websites.html	105	0.20%
	IP-Tracked Transitions	105	100.00%
■ 52.	2006 Award Ceremony Photo Gallery P3: People, Prosperity and the Planet Student Design Competition for Sustainability US EPA http://es.epa.gov/ncer/p3/event_2006/event_photos/awards/awards.html	104	0.20%
	IP-Tracked Transitions	104	100.00%
■ 53.	EPA: P3 Award: Press Release http://es.epa.gov/ncer/p3/projects/	103	0.20%
	IP-Tracked Transitions	103	100.00%
■ 54.	2008 Event Date and Location P3 NCER ORD US EPA http://es.epa.gov/ncer/p3/event_2008/08_date_loc.html	103	0.20%
	IP-Tracked Transitions	103	100.00%
■ 55.	Greening the Campus: Improving the Environmental Performance of Buildings and Institutions P3 NCER ORD US EPA http://es.epa.gov/ncer/p3/success/oberlin.html	102	0.20%
	IP-Tracked Transitions	102	100.00%
■ 56.	2006 Award Ceremony Agenda 2006 Newsroom P3 NCER ORD US EPA http://es.epa.gov/ncer/p3/press/awardagenda06.html	102	0.20%
	IP-Tracked Transitions	102	100.00%
■ 57.	Phase II - P3 Award Winners P3 NCER ORD US EPA http://es.epa.gov/ncer/p3/award_winners.html	102	0.20%
	IP-Tracked Transitions	102	100.00%
■ 58.	Sustainability Challenge Areas P3 NCER ORD US EPA http://es.epa.gov/ncer/p3/challengearea.html	100	0.19%
	IP-Tracked Transitions	100	100.00%
■ 59.	Knowing the Score Helps Students Save Energy P3 NCER ORD US EPA http://es.epa.gov/ncer/p3/success/oberlinfeature.html	99	0.19%
	IP-Tracked Transitions	99	100.00%
■ 60.	2006 National Expo Photo Gallery P3: People, Prosperity and the Planet Student Design Competition for Sustainability US EPA http://es.epa.gov/ncer/p3/event_2006/event_photos/mall_event_general/expo.html	99	0.19%
	IP-Tracked Transitions	99	100.00%

	Pages Previous Page	Views	% Views
61.	2007 P3 Competitors Photo Gallery P3 NCER ORD US EPA http://es.epa.gov/ncer/p3/event_2007/event_photos/teams/2007_competitors.html	98	0.19%
	IP-Tracked Transitions	98	100.00%
62.	National Sustainable Design Expo Archive P3 NCER ORD US EPA http://es.epa.gov/ncer/p3/expo/expo_archive.html	97	0.19%
	IP-Tracked Transitions	97	100.00%
63.	Judges P3 NCER ORD US EPA http://es.epa.gov/ncer/p3/judges.html	97	0.19%
	IP-Tracked Transitions	97	100.00%
64.	Notification Phase I - Project Development P3 NCER ORD US EPA http://es.epa.gov/ncer/p3/notification.html	96	0.19%
	IP-Tracked Transitions	96	100.00%
65.	Phase II - P3 Award Winners P3 NCER ORD US EPA http://es.epa.gov/ncer/p3/phase2follow.html	96	0.19%
	IP-Tracked Transitions	96	100.00%
66.	Shedding Light on Clean Drinking Water P3 NCER ORD US EPA http://es.epa.gov/ncer/p3/success/berkeley.html	95	0.18%
	IP-Tracked Transitions	95	100.00%
67.	Photos of the 2005 National Expo Photo Gallery P3 NCER ORD US EPA http://es.epa.gov/ncer/p3/event_2005/event_photos/general_mall_photos/expo.html	95	0.18%
	IP-Tracked Transitions	95	100.00%
68.	2005 P3 Competitors P3 NCER ORD US EPA http://es.epa.gov/ncer/p3/project_photos/2005_competitors.html	92	0.18%
	IP-Tracked Transitions	92	100.00%
69.	Peer Review Phase I - Project Development P3 NCER ORD US EPA http://es.epa.gov/ncer/p3/peerreview.html	90	0.17%
	IP-Tracked Transitions	90	100.00%
70.	2008 Award Ceremony Photo Gallery P3 NCER ORD US EPA http://es.epa.gov/ncer/p3/event_2008/event_photos/awards/awards.html	90	0.17%
	IP-Tracked Transitions	90	100.00%
71.	Jeopardy! Quizzes America with Environmental Clues Newsroom Archive Newsroom P3 NCER ORD US EPA http://es.epa.gov/ncer/p3/press/05_07_07.html	88	0.17%
	IP-Tracked Transitions	88	100.00%

	Pages Previous Page	Views	% Views
72.	Resources P3 NCER ORD US EPA http://es.epa.gov/ncer/p3/resources.html IP-Tracked Transitions	88 88	0.17% 100.00%
73.	2004 P3 Projects Past P3 Projects P3 NCER ORD US EPA http://es.epa.gov/ncer/p3/project_websites/2004_project_websites.html IP-Tracked Transitions	86 86	0.17% 100.00%
74.	2005 In Process Project Photos P3 NCER ORD US EPA http://es.epa.gov/ncer/p3/project_photos/2005_projects.html IP-Tracked Transitions	86 86	0.17% 100.00%
75.	Past P3 Projects by Topic Past P3 Projects P3 NCER ORD US EPA http://es.epa.gov/ncer/p3/abtable1.html IP-Tracked Transitions	83 83	0.16% 100.00%
76.	EPA: NCER: P3 http://es.epa.gov/ncer/p3recipients/2005/ IP-Tracked Transitions	83 83	0.16% 100.00%
77.	Index of /ncer/p3/event_2007/event_photos/awards/ http://es.epa.gov/ncer/p3/event_2007/event_photos/awards/ IP-Tracked Transitions	83 83	0.16% 100.00%
78.	Clarkson University Sustainable Design Team presenting research at National Design competition 2006 Newsroom P3 NCER ORD US EPA http://es.epa.gov/ncer/p3/press/may_10_2006wwti.html IP-Tracked Transitions	81 81	0.16% 100.00%
79.	Judges Photo Photo Gallery P3 NCER ORD US EPA http://es.epa.gov/ncer/p3/event_2005/event_photos/judges/judges.html IP-Tracked Transitions	81 81	0.16% 100.00%
80.	Competition Challenges Students to Develop Environmentally-Friendly Technology 2006 Newsroom P3 NCER ORD US EPA http://es.epa.gov/ncer/p3/press/may_19_2006voa.html IP-Tracked Transitions	80 80	0.15% 100.00%
81.	2006/2007 P3 Teams P3 NCER ORD US EPA http://es.epa.gov/ncer/p3/project_websites/2006/ IP-Tracked Transitions	80 80	0.15% 100.00%
82.	Senator Clinton Congratulates Clarkson University Students on Winning http://es.epa.gov/ncer/p3/press/may_11_2006hillary.html IP-Tracked Transitions	80 80	0.15% 100.00%

	Pages Previous Page	Views	% Views
83.	AAAS Research Programs Forum P3 NCER ORD US EPA http://es.epa.gov/ncer/p3/forum/aaas.html IP-Tracked Transitions	80	0.15%
84.	Eligibility P3 NCER ORD US EPA http://es.epa.gov/ncer/p3/eligibility/ IP-Tracked Transitions	80	0.15%
85.	SU833524 2007/2008 P3 Teams P3 NCER ORD US EPA http://es.epa.gov/ncer/p3/event_2008/event_photos/teams/su833524/su833524.html IP-Tracked Transitions	78	0.15%
86.	The Virtual World Lets Students Ponder How to Save Mother Earth Newsroom P3 NCER ORD US EPA http://es.epa.gov/ncer/p3/press/11_14_06.html IP-Tracked Transitions	77	0.15%
87.	Page Title P3 NCER ORD US EPA http://es.epa.gov/ncer/p3/awardplanet.html IP-Tracked Transitions	75	0.14%
88.	Student Engineering Group Wins Honorable http://es.epa.gov/ncer/p3/press/may_17_2006iowa.html IP-Tracked Transitions	73	0.14%
89.	Judges 2006 P3 NCER ORD US EPA http://es.epa.gov/ncer/p3/info/judges06.html IP-Tracked Transitions	73	0.14%
90.	Green Technology at the Sustainable Design http://es.epa.gov/ncer/p3/press/may_12_2006down.html IP-Tracked Transitions	72	0.14%
91.	EPA: NCER: P3: People, Prosperity and the Planet Student Design Competition for Sustainability: A National Student Design Competition for Sustainability focusing on People, Prosperity, and the Planet http://es.epa.gov/ncer/p3/designs_sustain_rfp_2005.html IP-Tracked Transitions	72	0.14%
92.	2006 National Mall P3 Award Competition Agenda P3 NCER ORD US EPA http://es.epa.gov/ncer/p3/press/agenda06.html IP-Tracked Transitions	72	0.14%
93.	EPA P3 Award Winners Announced at the 2006 National Sustainable Design Expo 2006 Newsroom P3 NCER ORD US EPA http://es.epa.gov/ncer/p3/press/may_23_2006smart.html IP-Tracked Transitions	71	0.14%

	Pages Previous Page	Views	% Views
94.	First National Sustainable Design Expo to Showcase Innovative 'Green Technology' 2006 Newsroom P3 NCER ORD US EPA http://es.epa.gov/ncer/p3/press/may_04w_2006.html IP-Tracked Transitions	71 71	0.14% 100.00%
95.	Green Dorm Project snags \$75,000 2006 Newsroom P3 NCER ORD US EPA http://es.epa.gov/ncer/p3/press/may_19_2006stanford.html IP-Tracked Transitions	71 71	0.14% 100.00%
96.	"Growing" Buildings 2006 Newsroom P3 NCER ORD US EPA http://es.epa.gov/ncer/p3/press/may_14_2006.html IP-Tracked Transitions	71 71	0.14% 100.00%
97.	Publications P3 NCER ORD US EPA http://es.epa.gov/ncer/p3/publications.html IP-Tracked Transitions	70 70	0.13% 100.00%
98.	SU833524 2008 Project Descriptions P3 NCER ORD US EPA http://es.epa.gov/ncer/p3/project_websites/2008/su833524.html IP-Tracked Transitions	70 70	0.13% 100.00%
99.	Stanford Researchers are Awarded \$75,000 http://es.epa.gov/ncer/p3/press/may_21_2006stanford.html IP-Tracked Transitions	70 70	0.13% 100.00%
100.	SU832486 2005 Project Descriptions and Photos P3 NCER ORD US EPA http://es.epa.gov/ncer/p3/project_websites/2005/su832486.html IP-Tracked Transitions	69 69	0.13% 100.00%
101.	Student Group Tests Solar Greenhouse Energy Efficiency Newsroom P3 NCER ORD US EPA http://es.epa.gov/ncer/p3/press/04_26_07_mtimes.html IP-Tracked Transitions	69 69	0.13% 100.00%
102.	Good Work: For People and Planet 2006 Newsroom P3 NCER ORD US EPA http://es.epa.gov/ncer/p3/press/may_11_2006.html IP-Tracked Transitions	69 69	0.13% 100.00%
103.	SU832489 2005 Project Descriptions and Photos P3 NCER ORD US EPA http://es.epa.gov/ncer/p3/project_websites/2005/su832489.html IP-Tracked Transitions	68 68	0.13% 100.00%
104.	2005 Photo Gallery P3 NCER ORD US EPA http://es.epa.gov/ncer/p3/event_2005/event_photos/award_ceremony/awards.html	68	0.13%

	Pages Previous Page	Views	% Views
	IP-Tracked Transitions	68	100.00%
105.	Looking to the sky for a water supply 2006 Newsroom P3 NCER ORD US EPA http://es.epa.gov/ncer/p3/press/april_16_2006north.html	68	0.13%
	IP-Tracked Transitions	68	100.00%
106.	SU832490 2005 Project Descriptions and Photos P3 NCER ORD US EPA http://es.epa.gov/ncer/p3/project_websites/2005/su832490.html	68	0.13%
	IP-Tracked Transitions	68	100.00%
107.	SU832510 2005 Project Descriptions and Photos P3 NCER ORD US EPA http://es.epa.gov/ncer/p3/project_websites/2005/su832510.html	68	0.13%
	IP-Tracked Transitions	68	100.00%
108.	National Sustainable Design Expo Highlights Student Work 2006 Newsroom P3 NCER ORD US EPA http://es.epa.gov/ncer/p3/press/may_12_2006voa.html	68	0.13%
	IP-Tracked Transitions	68	100.00%
109.	Following Up - Good Work: For People and Planet 2006 Newsroom P3 NCER ORD US EPA http://es.epa.gov/ncer/p3/press/may_18_2006.html	68	0.13%
	IP-Tracked Transitions	68	100.00%
110.	2006 National Sustainable Design Expo - May 9-10, 2006 2006 Newsroom P3 NCER ORD US EPA http://es.epa.gov/ncer/p3/press/may_5_2006asph.html	68	0.13%
	IP-Tracked Transitions	68	100.00%
111.	SU832503 2005 Project Descriptions and Photos P3 NCER ORD US EPA http://es.epa.gov/ncer/p3/project_websites/2005/su832503.html	67	0.13%
	IP-Tracked Transitions	67	100.00%
112.	Students Work on Ideas for 'People, Prosperity and the Planet' 2006 Newsroom P3 NCER ORD US EPA http://es.epa.gov/ncer/p3/press/may_21_2006voa.html	67	0.13%
	IP-Tracked Transitions	67	100.00%
113.	SU833553 2007/2008 P3 Teams P3 NCER ORD US EPA http://es.epa.gov/ncer/p3/event_2008/event_photos/teams/su833553/su833553.html	67	0.13%
	IP-Tracked Transitions	67	100.00%
114.	See the Future Today 2006 Newsroom P3 NCER ORD US EPA http://es.epa.gov/ncer/p3/press/may_01_2006.html	67	0.13%
	IP-Tracked Transitions	67	100.00%

	Pages Previous Page	Views	% Views
■ 115.	Employment Resources Forum P3 NCER ORD US EPA http://es.epa.gov/ncer/p3/forum/employ.html IP-Tracked Transitions	67	0.13%
		67	100.00%
■ 116.	University Teams Earn Sustainable Design Prizes - Biomethane Car And Learning Barge Among The Projects On The National Mall Newsroom P3 NCER ORD US EPA http://es.epa.gov/ncer/p3/press/04_26_07_msnbc.html IP-Tracked Transitions	67	0.13%
		67	100.00%
■ 117.	Going for the Gold with Green Technology 2006 Newsroom P3 NCER ORD US EPA http://es.epa.gov/ncer/p3/press/may_11_2006epa.html IP-Tracked Transitions	67	0.13%
		67	100.00%
■ 118.	SU833562 2008 Project Descriptions P3 NCER ORD US EPA http://es.epa.gov/ncer/p3/project_websites/2008/su833562.html IP-Tracked Transitions	66	0.13%
		66	100.00%
■ 119.	SU832495 2005 Project Descriptions and Photos P3 NCER ORD US EPA http://es.epa.gov/ncer/p3/project_websites/2005/su832495.html IP-Tracked Transitions	66	0.13%
		66	100.00%
■ 120.	As Earth Day Approaches, Sustainable Design Teams Gear Up for Annual P3 Competition 2006 Newsroom P3 NCER ORD US EPA http://es.epa.gov/ncer/p3/press/april_20_2006ansi.html IP-Tracked Transitions	66	0.13%
		66	100.00%
■ 121.	SU832509 2005 Project Descriptions and Photos P3 NCER ORD US EPA http://es.epa.gov/ncer/p3/project_websites/2005/su832509.html IP-Tracked Transitions	66	0.13%
		66	100.00%
■ 122.	SU832488 2005 Project Descriptions and Photos P3 NCER ORD US EPA http://es.epa.gov/ncer/p3/project_websites/2005/su832488.html IP-Tracked Transitions	66	0.13%
		66	100.00%
■ 123.	SU832505 2005 Project Descriptions and Photos P3 NCER ORD US EPA http://es.epa.gov/ncer/p3/project_websites/2005/su832505.html IP-Tracked Transitions	66	0.13%
		66	100.00%
■ 124.	SU832484 2005 Project Descriptions and Photos P3 NCER ORD US EPA http://es.epa.gov/ncer/p3/project_websites/2005/su832484.html	66	0.13%

	Pages Previous Page	Views	% Views
	IP-Tracked Transitions	66	100.00%
■ 125.	SU832474 2005 Project Descriptions and Photos P3 NCER ORD US EPA http://es.epa.gov/ncer/p3/project_websites/2005/su832474.html	65	0.13%
	IP-Tracked Transitions	65	100.00%
■ 126.	CLOSED-LOOP BIODIESEL PRODUCTION AMONG WINNERS AT NATIONAL SUSTAINABLE DESIGN EXPO 2006 Newsroom P3 NCER ORD US EPA http://es.epa.gov/ncer/p3/press/may_11_2006eesi.html	65	0.13%
	IP-Tracked Transitions	65	100.00%
■ 127.	SU832487 2005 Project Descriptions and Photos P3 NCER ORD US EPA http://es.epa.gov/ncer/p3/project_websites/2005/su832487.html	65	0.13%
	IP-Tracked Transitions	65	100.00%
■ 128.	SU832494 2005 Project Descriptions and Photos P3 NCER ORD US EPA http://es.epa.gov/ncer/p3/project_websites/2005/su832494.html	65	0.13%
	IP-Tracked Transitions	65	100.00%
■ 129.	People - Education Phase II - P3 Award Winners P3: People, Prosperity and the Planet Student Design Competition for Sustainability US EPA http://es.epa.gov/ncer/p3/awardededucation.html	64	0.12%
	IP-Tracked Transitions	64	100.00%
■ 130.	SU833521 2008 Project Descriptions P3 NCER ORD US EPA http://es.epa.gov/ncer/p3/project_websites/2008/su833521.html	64	0.12%
	IP-Tracked Transitions	64	100.00%
■ 131.	SU832480 2005 Project Descriptions and Photos P3 NCER ORD US EPA http://es.epa.gov/ncer/p3/project_websites/2005/su832480.html	64	0.12%
	IP-Tracked Transitions	64	100.00%
■ 132.	Prosperity - Small Business Phase II - P3 Award Winners P3 NCER ORD US EPA http://es.epa.gov/ncer/p3/awardsmallbiz.html	64	0.12%
	IP-Tracked Transitions	64	100.00%
■ 133.	SU832504 2005 Project Descriptions and Photos P3 NCER ORD US EPA http://es.epa.gov/ncer/p3/project_websites/2005/su832504.html	64	0.12%
	IP-Tracked Transitions	64	100.00%

	Pages Previous Page	Views	% Views
134.	SU832512 2005 Project Descriptions and Photos P3 NCER ORD US EPA http://es.epa.gov/ncer/p3/project_websites/2005/su832512.html	64	0.12%
	IP-Tracked Transitions	64	100.00%
135.	EPA Sustainability Programs P3 NCER ORD US EPA http://es.epa.gov/ncer/p3/epa/	64	0.12%
	IP-Tracked Transitions	64	100.00%
136.	National Sustainable Design Expo Co-Sponsors Information For P3 NCER ORD US EPA http://es.epa.gov/ncer/p3/info/cosponsors_archive.html	63	0.12%
	IP-Tracked Transitions	63	100.00%
137.	Students Step it up for Sustainability 2006 Newsroom P3 NCER ORD US EPA http://es.epa.gov/ncer/p3/press/june_28_2006ord.html	63	0.12%
	IP-Tracked Transitions	63	100.00%
138.	SU832478 2005 Project Descriptions and Photos P3 NCER ORD US EPA http://es.epa.gov/ncer/p3/project_websites/2005/su832478.html	63	0.12%
	IP-Tracked Transitions	63	100.00%
139.	U-M Team Earns National EPA Honor 2006 Newsroom P3 NCER ORD US EPA http://es.epa.gov/ncer/p3/press/june_9_2006um.html	63	0.12%
	IP-Tracked Transitions	63	100.00%
140.	Students shine at sustainable design contest Six university teams win EPA awards, dozens participated on National Mall 2006 Newsroom P3 NCER ORD US EPA http://es.epa.gov/ncer/p3/press/may_12_2006.html	63	0.12%
	IP-Tracked Transitions	63	100.00%
141.	Speaker's Biographies Awards Ceremony 2006 Newsroom P3 NCER ORD US EPA http://es.epa.gov/ncer/p3/press/awardsbios.html	62	0.12%
	IP-Tracked Transitions	62	100.00%
142.	SU833528 2008 Project Descriptions P3 NCER ORD US EPA http://es.epa.gov/ncer/p3/project_websites/2008/su833528.html	62	0.12%
	IP-Tracked Transitions	62	100.00%
143.	SU832514 2005 Project Descriptions and Photos P3 NCER ORD US EPA http://es.epa.gov/ncer/p3/project_websites/2005/su832514.html	62	0.12%
	IP-Tracked Transitions	62	100.00%

	Pages Previous Page	Views	% Views
■ 144.	SU832493 2005 Project Descriptions and Photos P3 NCER ORD US EPA http://es.epa.gov/ncer/p3/project_websites/2005/su832493.html	62	0.12%
	IP-Tracked Transitions	62	100.00%
■ 145.	National Sustainable Design Expo featuring EPA's P3 Award 2006 Newsroom P3 NCER ORD US EPA http://es.epa.gov/ncer/p3/press/may_9_2006nae.html	62	0.12%
	IP-Tracked Transitions	62	100.00%
■ 146.	SU832492 2005 Project Descriptions and Photos P3 NCER ORD US EPA http://es.epa.gov/ncer/p3/project_websites/2005/su832492.html	62	0.12%
	IP-Tracked Transitions	62	100.00%
■ 147.	SU832498 2005 Project Descriptions and Photos P3 NCER ORD US EPA http://es.epa.gov/ncer/p3/project_websites/2005/su832498.html	61	0.12%
	IP-Tracked Transitions	61	100.00%
■ 148.	P3: People, Prosperity and the Planet 2006 Newsroom P3 NCER ORD US EPA http://es.epa.gov/ncer/p3/press/may_15_2006fed.html	61	0.12%
	IP-Tracked Transitions	61	100.00%
■ 149.	Green Technology: Use Less Resources and Increase Profits 2006 Newsroom P3 NCER ORD US EPA http://es.epa.gov/ncer/p3/press/may_03_2006.html	61	0.12%
	IP-Tracked Transitions	61	100.00%
■ 150.	Judging Criteria P3 NCER ORD US EPA http://es.epa.gov/ncer/p3/judgingcriteria.html	60	0.12%
	IP-Tracked Transitions	60	100.00%
■ 151.	Student Group Tests Solar Greenhouse Energy Efficiency Newsroom P3 NCER ORD US EPA http://es.epa.gov/ncer/p3/press/04_16_07.html	60	0.12%
	IP-Tracked Transitions	60	100.00%
■ 152.	SU832481 2005 Project Descriptions and Photos P3 NCER ORD US EPA http://es.epa.gov/ncer/p3/project_websites/2005/su832481.html	60	0.12%
	IP-Tracked Transitions	60	100.00%
■ 153.	EPA: P3: People, Prosperity and the Planet Student Design Competition for Sustainability: Information for Faculty http://es.epa.gov/ncer/p3/info/faculty.html	60	0.12%
	IP-Tracked Transitions	60	100.00%

	Pages Previous Page	Views	% Views
154.	NEWS RELEASE P3 NCER ORD US EPA http://es.epa.gov/ncer/p3/press/archive/news_release_051705.html IP-Tracked Transitions	60 60	0.12% 100.00%
155.	SU833551 2008 Project Descriptions P3 NCER ORD US EPA http://es.epa.gov/ncer/p3/project_websites/2008/su833551.html IP-Tracked Transitions	60 60	0.12% 100.00%
156.	Sustainable Design Expo Newsroom P3 NCER ORD US EPA http://es.epa.gov/ncer/p3/press/04_25_07.html IP-Tracked Transitions	60 60	0.12% 100.00%
157.	SU833553 2008 Project Descriptions P3 NCER ORD US EPA http://es.epa.gov/ncer/p3/project_websites/2008/su833553.html IP-Tracked Transitions	59 59	0.11% 100.00%
158.	SU833518 2008 Project Descriptions P3 NCER ORD US EPA http://es.epa.gov/ncer/p3/project_websites/2008/su833518.html IP-Tracked Transitions	59 59	0.11% 100.00%
159.	Students Showcase Green Designs for the Planet Newsroom P3 NCER ORD US EPA http://es.epa.gov/ncer/p3/press/04_27_07_voa.html IP-Tracked Transitions	59 59	0.11% 100.00%
160.	Media Archive Info For P3 NCER ORD US EPA http://es.epa.gov/ncer/p3/info/media_archive.html IP-Tracked Transitions	59 59	0.11% 100.00%
161.	SU832506 2005 Project Descriptions and Photos P3 NCER ORD US EPA http://es.epa.gov/ncer/p3/project_websites/2005/su832506.html IP-Tracked Transitions	59 59	0.11% 100.00%
162.	SU833522 2008 Project Descriptions P3 NCER ORD US EPA http://es.epa.gov/ncer/p3/project_websites/2008/su833522.html IP-Tracked Transitions	59 59	0.11% 100.00%
163.	SU832482 2005 Project Descriptions and Photos P3 NCER ORD US EPA http://es.epa.gov/ncer/p3/project_websites/2005/su832482.html IP-Tracked Transitions	58 58	0.11% 100.00%

	Pages Previous Page	Views	% Views
164.	SU832477 2005 Project Descriptions and Photos P3 NCER ORD US EPA http://es.epa.gov/ncer/p3/project_websites/2005/su832477.html	58	0.11%
	IP-Tracked Transitions	58	100.00%
165.	SU832485 2005 Project Descriptions and Photos P3 NCER ORD US EPA http://es.epa.gov/ncer/p3/project_websites/2005/su832485.html	58	0.11%
	IP-Tracked Transitions	58	100.00%
166.	SU832499 2005 Project Descriptions and Photos P3 NCER ORD US EPA http://es.epa.gov/ncer/p3/project_websites/2005/su832499.html	58	0.11%
	IP-Tracked Transitions	58	100.00%
167.	SU833931 2009 Project Descriptions P3 NCER ORD US EPA http://es.epa.gov/ncer/p3/project_websites/2009/su833931.html	58	0.11%
	IP-Tracked Transitions	58	100.00%
168.	SU833520 2008 Project Descriptions P3 NCER ORD US EPA http://es.epa.gov/ncer/p3/project_websites/2008/su833520.html	58	0.11%
	IP-Tracked Transitions	58	100.00%
169.	SU832491 2005 Project Descriptions and Photos P3 NCER ORD US EPA http://es.epa.gov/ncer/p3/project_websites/2005/su832491.html	57	0.11%
	IP-Tracked Transitions	57	100.00%
170.	SU832476 2005 Project Descriptions and Photos P3 NCER ORD US EPA http://es.epa.gov/ncer/p3/project_websites/2005/su832476.html	57	0.11%
	IP-Tracked Transitions	57	100.00%
171.	EPA: P3: People, Prosperity and the Planet Student Design Competition for Sustainability: Information for P3 Teams http://es.epa.gov/ncer/p3/info/team.html	57	0.11%
	IP-Tracked Transitions	57	100.00%
172.	SU833561 2008 Project Descriptions P3 NCER ORD US EPA http://es.epa.gov/ncer/p3/project_websites/2008/su833561.html	57	0.11%
	IP-Tracked Transitions	57	100.00%

	Pages Previous Page	Views	% Views
■ 173.	SU833518 2007/2008 P3 Teams P3 NCER ORD US EPA http://es.epa.gov/ncer/p3/event_2008/event_photos/teams/su833518/su833518.html	57	0.11%
	IP-Tracked Transitions	57	100.00%
■ 174.	SU833537 2007/2008 P3 Teams P3 NCER ORD US EPA http://es.epa.gov/ncer/p3/event_2008/event_photos/teams/su833537/su833537.html	57	0.11%
	IP-Tracked Transitions	57	100.00%
■ 175.	SU833547 2008 Project Descriptions P3 NCER ORD US EPA http://es.epa.gov/ncer/p3/project_websites/2008/su833547.html	57	0.11%
	IP-Tracked Transitions	57	100.00%
■ 176.	SU833541 2008 Project Descriptions P3 NCER ORD US EPA http://es.epa.gov/ncer/p3/project_websites/2008/su833541.html	56	0.11%
	IP-Tracked Transitions	56	100.00%
■ 177.	Lynden Cows Fuel WWU Vehicle Newsroom P3 NCER ORD US EPA http://es.epa.gov/ncer/p3/press/05_02_07_lynden.html	56	0.11%
	IP-Tracked Transitions	56	100.00%
■ 178.	Western Wins \$75,000 Grant - EPA Grant To Bolster Biogas Refinery Built By Students Newsroom P3 NCER ORD US EPA http://es.epa.gov/ncer/p3/press/05_01_07_western.html	56	0.11%
	IP-Tracked Transitions	56	100.00%
■ 179.	SU832512 2005 Project Descriptions and Photos P3 NCER ORD US EPA http://es.epa.gov/ncer/p3/event_2006/su832512/su832512.html	56	0.11%
	IP-Tracked Transitions	56	100.00%
■ 180.	SU832497 2005 Project Descriptions and Photos P3 NCER ORD US EPA http://es.epa.gov/ncer/p3/project_websites/2005/su832497.html	56	0.11%
	IP-Tracked Transitions	56	100.00%
■ 181.	Students' Designs Provide Look into Future Newsroom P3 NCER ORD US EPA http://es.epa.gov/ncer/p3/press/04_26_07_voa.html	56	0.11%
	IP-Tracked Transitions	56	100.00%
■ 182.	SU832475 2005 Project Descriptions and Photos P3 NCER ORD US EPA http://es.epa.gov/ncer/p3/project_websites/2005/su832475.html	56	0.11%
	IP-Tracked Transitions	56	100.00%

	Pages Previous Page	Views	% Views
183.	SU832479 2005 Project Descriptions and Photos P3 NCER ORD US EPA http://es.epa.gov/ncer/p3/project_websites/2005/su832479.html	56	0.11%
	IP-Tracked Transitions	56	100.00%
184.	SU832502 2005 Project Descriptions and Photos P3 NCER ORD US EPA http://es.epa.gov/ncer/p3/project_websites/2005/su832502.html	55	0.11%
	IP-Tracked Transitions	55	100.00%
185.	SU833543 2008 Project Descriptions P3 NCER ORD US EPA http://es.epa.gov/ncer/p3/project_websites/2008/su833543.html	55	0.11%
	IP-Tracked Transitions	55	100.00%
186.	SU832500 2005 Project Descriptions and Photos P3 NCER ORD US EPA http://es.epa.gov/ncer/p3/project_websites/2005/su832500.html	55	0.11%
	IP-Tracked Transitions	55	100.00%
187.	Soundings - Biomethane Project Could Help Planet Newsroom P3 NCER ORD US EPA http://es.epa.gov/ncer/p3/press/04_22_07_olympian.html	55	0.11%
	IP-Tracked Transitions	55	100.00%
188.	SU833512 2007/2008 P3 Teams P3 NCER ORD US EPA http://es.epa.gov/ncer/p3/event_2008/event_photos/teams/su833512/su833512.html	55	0.11%
	IP-Tracked Transitions	55	100.00%
189.	SU833539 2008 Project Descriptions P3 NCER ORD US EPA http://es.epa.gov/ncer/p3/project_websites/2008/su833539.html	55	0.11%
	IP-Tracked Transitions	55	100.00%
190.	SU833517 2008 Project Descriptions P3 NCER ORD US EPA http://es.epa.gov/ncer/p3/project_websites/2008/su833517.html	55	0.11%
	IP-Tracked Transitions	55	100.00%
191.	SU833554 2008 Project Descriptions P3 NCER ORD US EPA http://es.epa.gov/ncer/p3/project_websites/2008/su833554.html	54	0.10%
	IP-Tracked Transitions	54	100.00%
192.	Illinois Team Is A Winner In EPA Competition Newsroom P3 NCER ORD US EPA http://es.epa.gov/ncer/p3/press/05_01_07_uiuc.html	54	0.10%
	IP-Tracked Transitions	54	100.00%

	Pages Previous Page	Views	% Views
■ 193.	U of I Students Develop Water Filtration with Global Implications 2007 Newsroom P3 NCER ORD US EPA http://es.epa.gov/ncer/p3/press/06_02_07.html IP-Tracked Transitions	54	0.10%
		54	100.00%
■ 194.	SU832501 2005 Project Descriptions and Photos P3 NCER ORD US EPA http://es.epa.gov/ncer/p3/project_websites/2005/su832501.html IP-Tracked Transitions	54	0.10%
		54	100.00%
■ 195.	SU832511 2005 Project Descriptions and Photos P3 NCER ORD US EPA http://es.epa.gov/ncer/p3/project_websites/2005/su832511.html IP-Tracked Transitions	54	0.10%
		54	100.00%
■ 196.	SU832496 2005 Project Descriptions and Photos P3 NCER ORD US EPA http://es.epa.gov/ncer/p3/project_websites/2005/su832496.html IP-Tracked Transitions	54	0.10%
		54	100.00%
■ 197.	SU833538 2008 Project Descriptions P3 NCER ORD US EPA http://es.epa.gov/ncer/p3/project_websites/2008/su833538.html IP-Tracked Transitions	54	0.10%
		54	100.00%
■ 198.	2006-2007 Project Descriptions and Photos P3 NCER ORD US EPA http://es.epa.gov/ncer/p3/project_websites/2006/project_websites.html IP-Tracked Transitions	54	0.10%
		54	100.00%
■ 199.	SU833548 2008 Project Descriptions P3 NCER ORD US EPA http://es.epa.gov/ncer/p3/project_websites/2008/su833548.html IP-Tracked Transitions	54	0.10%
		54	100.00%
■ 200.	SU833522 2007/2008 P3 Teams P3 NCER ORD US EPA http://es.epa.gov/ncer/p3/event_2008/event_photos/teams/su833522/su833522.html IP-Tracked Transitions	54	0.10%
		54	100.00%
Subtotal for rows: 1 - 200		25,143	48.46%
Other		26,742	51.54%
Total		51,885	100.00%

items 1-200 of 1167

Single-Level Paths, Reverse - Help Card



Column Definitions

Pages

Any displayed page. You can specify for each profile the types of files that qualify as a page. These settings can be changed by the WebTrends administrator.

Previous Page

Page immediately prior to the requested page. Values of "Other" represent the percentage of traffic for Previous Pages that were not tracked because the table limit was reached.

Start Of Visit

A Previous Page of Start Of Visit means that the page marked the beginning of the visit.

IP-Tracked Transitions

Represents all visits where the IP address was the only means to identify the visitor (for example, visitors who do not accept cookies).

Page Refresh

A Previous Page of Page Refresh represents routes where the requested page and the previous page were the same.

Other

Represents traffic from unfinished visits and routes not included due to report size limits.

Views

Number of times this page was viewed by visitors.

%

Percentage of views that transitioned from the page listed under "Pages" to the page listed under "Previous Page."



Report Descriptions

Briefly:

This report is an easy way to see from where visitors came for each of the top pages of your site.

A value of zero indicates that the table contains all the Previous Pages that occurred.

The Single Level Paths reports are available only when sessions are identified with a cookie. The IP/Agent method of session identification, while more accurate than a simple IP approach, is still too uncertain for statistical reliability. If you still want to use IP/Agent sessionizing for this report, there is a workaround available in the Knowledge Base.

Uses and Interpretation:

Examine the list for unusual sources of visits to this page.

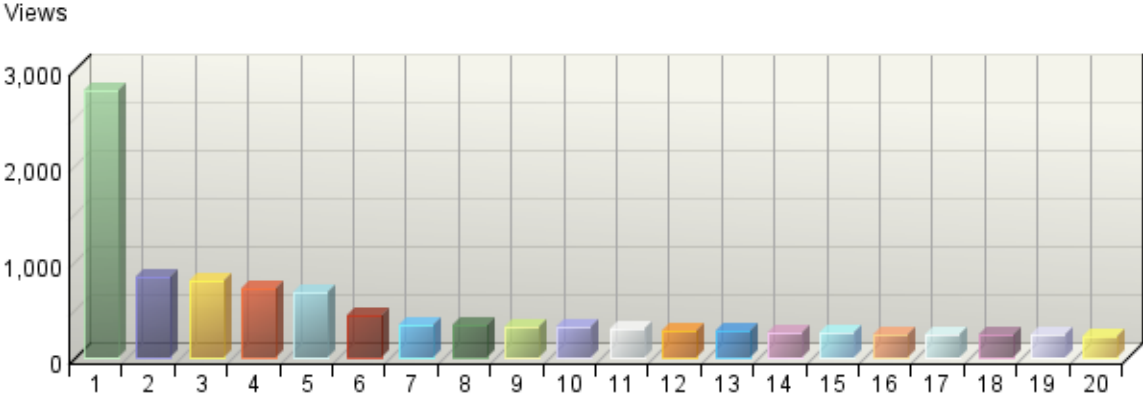
Other relevant reports and analyses:

This report is equivalent to a summary of the first steps for paths shown in the Paths, Reverse report.

Single-Level Paths, Forward and Reverse

This reports shows, for individual pages, the page that was viewed immediately before and after that page. This is similar to a path that is only one step in length, in this case examining two, one-step paths. A given visit might be counted several times, once, or not at all in this report, depending on how many times that page was viewed during that visit. Only applicable for visitor sessions that are tracked by something other than IP address.

Single-Level Paths, Forward



Single-Level Paths, Forward and Reverse - Help Card



Column Definitions

Pages

Any displayed page. You can specify for each profile the types of files that qualify as a page. These settings can be changed by the WebTrends administrator.

Previous Page

Page immediately prior to the requested page. Values of "Other" represent the percentage of traffic for Previous Pages that were not tracked because the table limit was reached.

Next Page

The next page requested. Values of "Other" represent the percentage of traffic for Next Pages that were not tracked because the table limit was reached.

IP-Tracked Transitions

Represents all visits where the IP address was the only means to identify the visitor (for example, visitors who do not accept cookies).

End Of Visit

A Next Page value of End Of Visit means that this was the last page of the visit.

Page Refresh

A Next Page of Page Refresh represents routes where the page and the next page were the same.

Other

Represents traffic from unfinished visits and routes not included due to report size limits.

Views

Number of times this page was viewed by visitors.

%

Percentage of views that transitioned from the page listed under "Pages" to the page listed under "Next Page."



Report Descriptions

Briefly:

This report is an easy way to see what page visitors go to next from each of the top pages of your site or where visitors came from for each of the top pages of your site.

A line containing "Start of Visit" shows statistics for occurrences when the page was the first page of a visit.

A line containing "End of Visit" means shows statistics for occurrences when the page was the last page of a visit.

A line containing "Other" sums the data for any Previous or Next Pages not shown in this table. A value of zero indicates that the table contains all the Previous or Next Pages that occurred.

The Previous-Next Pages report is available only when sessions are identified with a cookie. The IP/Agent method of session identification, while more accurate than a simple IP approach, is still too uncertain for statistical reliability. If you wish to still use IP/Agent sessionizing for this report, there is a workaround available in the Knowledge Base.

Uses and Interpretation:

Examine the list for unusual sources of visits to this page.

Overlay the percentages on a screen shot of a page to see whether visitors are using the links on the page as expected. Web designers often try to correlate link prominence and position with expected usage. An unusually large number of jumps using an obscure link suggests a possible increase in prominence for that link. An unusually small number of jumps from a prominent link may mean support for the idea of downsizing that link or moving it deeper in the site.

If a page in the list is not available as a link on the page, it's likely that there was an intermediate page view that did not appear in your data. When analyzing log files, this happens when a viewed page is a cached one, for example when a visitor hits their "back" button. Especially large percentages associated with these can indicate a need to adjust the navigation to allow the sequence to happen without an intermediate page.

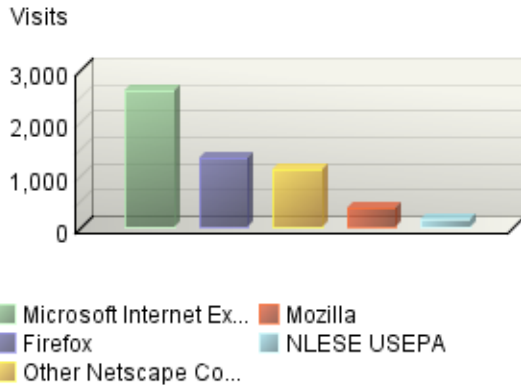
Other relevant reports and analyses:

This report is equivalent to a summary of the first steps for paths shown in the "Paths, Forward" or the "Paths, Reverse" report.

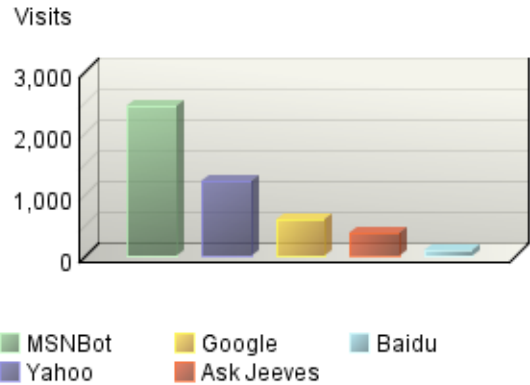
Browsers and Platforms Dashboard

This displays key graphs and tables that provide an overview of the Browsers and Platforms chapter. When viewing through the on-demand interface, you can click on the title of a graph or table to navigate to the corresponding page.

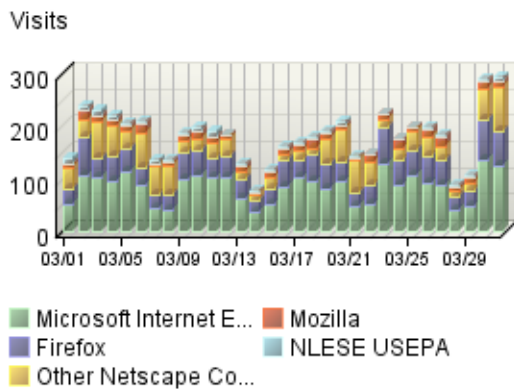
Browsers by Visits



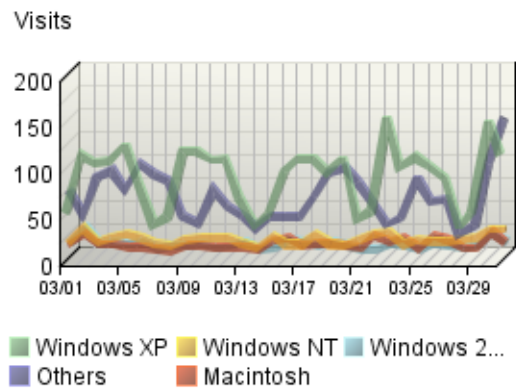
Spiders by Visits



Browsers by Visits Trend



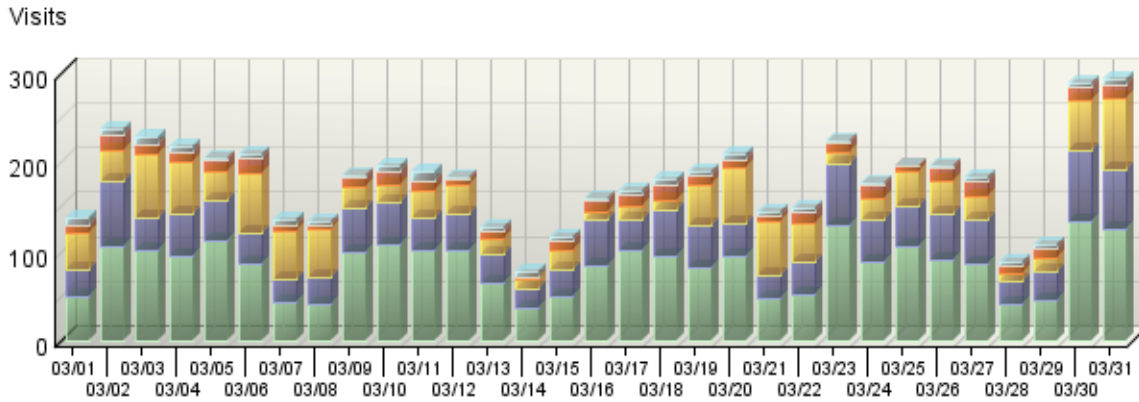
Platforms by Visits Trend



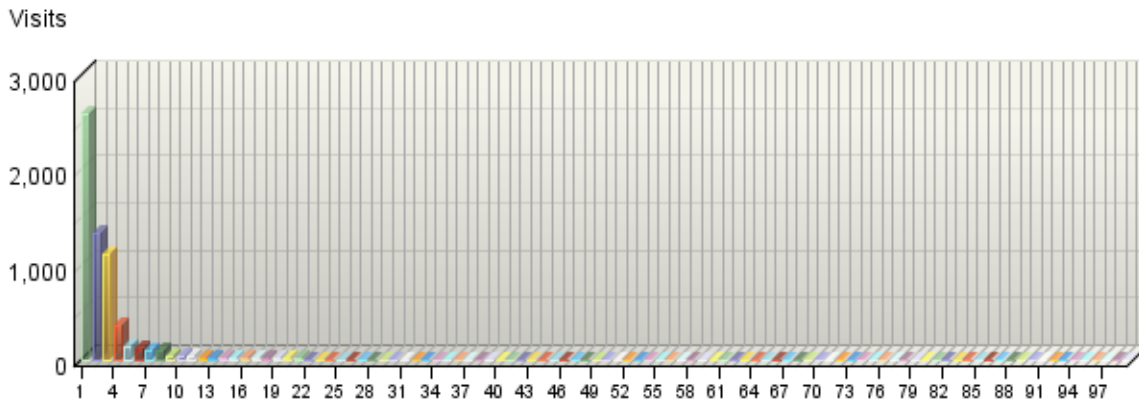
Browsers

This report identifies the most popular browsers used by visitors to your site. This information will only be displayed if your server is logging the browser/platform information.

Browsers by Visits Trend



Browsers by Visits



Browsers

	Browser	Hits	Visits	% Visits
1.	Microsoft Internet Explorer	8,528	2,599	41.18%
2.	Firefox	4,396	1,331	21.09%
3.	Other Netscape Compatible	8,675	1,113	17.63%
4.	Mozilla	725	356	5.64%

	Browser	Hits	Visits	% Visits
5.	NLESE USEPA	5,493	136	2.15%
6.	NLESE for intraUSEPA	2,951	126	2.00%
7.	FAST Enterprise Crawler 6 / Scirus scirus-crawler@fast.no; http://www.scirus.com/srsapp/contactus/	2,095	94	1.49%
8.	Others	216	93	1.47%
9.	NetinfoBot/1.0/Nutch-0.9 (http://netinfo.bg/netinfobot.html)	65	48	0.76%
10.	Jakarta Commons-HttpClient/3.0.1	431	43	0.68%
11.	SimilarPages/Nutch-1.0-dev (SimilarPages Nutch Crawler; http://www.similarpages.com; info at simila	113	32	0.51%
12.	Opera	56	28	0.44%
13.	NutchCVS/0.7.2 (Nutch; http://lucene.apache.org/nutch/bot.html ; nutch-agent@lucene.apache.org)	24	21	0.33%
14.	Netscape	32	21	0.33%
15.	nutch.us/Nutch-1.0 (www.nutch.us; crawler@nutch.us)	29	19	0.30%
16.	Safari	31	16	0.25%
17.	Snoopy v1.2.4	32	15	0.24%
18.	Yeti/1.0 (NHN Corp.;; http://help.naver.com/robots/)	15	15	0.24%
19.	Yandex/1.01.001 (compatible; Win16; I)	661	15	0.24%
20.	yacybot (i386 Linux 2.6.24-23-generic; java 1.6.0_07; Europe/en) http://yacy.net/bot.html	129	14	0.22%
21.	nutch/Nutch-1.0-dev (nutch)	28	13	0.21%
22.	Yanga WorldSearch Bot v1.1/beta (http://www.yanga.co.uk/)	27	10	0.16%
23.	gsa-crawler (Enterprise; M2-KG33HKAKCA2JT; dcwebb@p2pays.org)	14	10	0.16%
24.	Xenu Link Sleuth 1.3	16	9	0.14%
25.	SAMSUNG-SGH-E250/1.0 Profile/MIDP-2.0 Configuration/CLDC-1.1 UP.Browser/6.2.3.3.c.1.101 (GUI) MMP/2	11	9	0.14%
26.	Xenu Link Sleuth 1.2j	11	8	0.13%
27.	Konqueror	9	6	0.10%
28.	Mail.Ru/1.0	40	5	0.08%
29.	Goldfire Server	4	4	0.06%
30.	webcollage/1.143	8	4	0.06%
31.	hitcrawler_0.1 ringken@gmail.com	5	3	0.05%
32.	Xenu Link Sleuth 1.2f	17	3	0.05%
33.	crawly_2.6.3 crawly@commandcom.com	3	3	0.05%
34.	Oracle Secure Enterprise Search	4	3	0.05%

	Browser	Hits	Visits	% Visits
35.	HttpComponents/1.1	3	3	0.05%
36.	webcollage/1.117	6	3	0.05%
37.	BlackBerry9530/4.7.0.75 Profile/MIDP-2.0 Configuration/CLDC-1.1 VendorID/105	4	2	0.03%
38.	MLBot (www.metadatalabs.com/mlbot)	2	2	0.03%
39.	NIF/Nutch-1.0-dev (Neuroscience Information Framework Crawl; http://neuinfo.org/; support at neuinf	2	2	0.03%
40.	Advanced Browser (http://www.avantbrowser.com)	2	2	0.03%
41.	SuperBot/4.7.0.72 (Windows XP)	2	2	0.03%
42.	Nokia WAP Browser	2	2	0.03%
43.	iCopyright Conductor 1.0	4	2	0.03%
44.	facebookexternalhit/1.0 (http://www.facebook.com/externalhit_uatext.php)	2	2	0.03%
45.	libwww-perl/5.805	8	2	0.03%
46.	webcollage/1.102	3	2	0.03%
47.	POE-Component-Client-HTTP/0.65 (perl; N; POE; en; rv:0.650000)	2	2	0.03%
48.	Java/1.5.0_12	4	2	0.03%
49.	Microsoft Office Existence Discovery	6	2	0.03%
50.	Java/1.6.0_10	4	2	0.03%
51.	NetinfoBot/1.1 (http://netinfo.bg/netinfobot.html)	2	2	0.03%
52.	webcollage1/1.129	3	2	0.03%
53.	qual/Nutch-1.0	2	2	0.03%
54.	kalooga/KaloogaBot (Kalooga; http://www.kalooga.com/info.html?page=crawler)	31	2	0.03%
55.	SAMSUNG-SGH-F250/F250JAHA2 Profile/MIDP-2.0 Configuration/CLDC-1.1 UP.Browser/6.2.3.3.c.1.101 (GUI)	1	1	0.02%
56.	BlackBerry8830/4.2.2 Profile/MIDP-2.0 Configuration/CLDC-1.1 VendorID/105	1	1	0.02%
57.	libwww-perl/5.810	1	1	0.02%
58.	flatlandbot/baypup (Flatland Industries Web Spider; http://www.flatlandindustries.com/flatlandbot;	1	1	0.02%
59.	BlackBerry9530/4.7.0.109 Profile/MIDP-2.0 Configuration/CLDC-1.1 VendorID/105	1	1	0.02%
60.	auixaoaj jpqnhq mkip6bhib6apbpd6Hmd6	1	1	0.02%
61.	tnyv hsnroydxxgccmpdqbnqs 7s	1	1	0.02%
62.	online link validator (http://www.dead-links.com/)	1	1	0.02%
63.	BlackBerry8830/4.2.2 Profile/MIDP-2.0 Configuration/CLDC-1.1 VendorID/104	1	1	0.02%

	Browser	Hits	Visits	% Visits
64.	BlackBerry9000/4.6.0.167 Profile/MIDP-2.0 Configuration/CLDC-1.1 VendorID/102	1	1	0.02%
65.	BlackBerry8300/4.2.2 Profile/MIDP-2.0 Configuration/CLDC-1.1 VendorID/102	1	1	0.02%
66.	Internet Explorer	1	1	0.02%
67.	webcheck 1.10.1	1	1	0.02%
68.	Java/1.4.1_04	2	1	0.02%
69.	Microsoft Pocket Internet Explorer/0.6	1	1	0.02%
70.	Shelob (shelob@gmx.net)	3	1	0.02%
71.	Java/1.6.0_11	2	1	0.02%
72.	Java/1.5.0_08	2	1	0.02%
73.	NoteworthyBot/0.1	2	1	0.02%
74.	BlackBerry8310/4.2.2 Profile/MIDP-2.0 Configuration/CLDC-1.1 VendorID/102	2	1	0.02%
75.	PicseSpider/1.0	1,337	1	0.02%
76.	Anansi	1	1	0.02%
77.	YipeZone.com_search-bot	1	1	0.02%
78.	BlackBerry8130/4.3.0 Profile/MIDP-2.0 Configuration/CLDC-1.1 VendorID/105	1	1	0.02%
79.	ColdFusion	1	1	0.02%
80.	LinkChecker/5.0.1 (http://linkchecker.sourceforge.net/)	2	1	0.02%
81.	webcollage/1.133	2	1	0.02%
82.	MSR-ISRCCrawler	1	1	0.02%
83.	webcollage/1.140	2	1	0.02%
84.	webcollage/1.127	2	1	0.02%
85.	webcollage/1.125	4	1	0.02%
86.	Java/1.6.0_04	1	1	0.02%
87.	BlackBerry8330/4.3.0 Profile/MIDP-2.0 Configuration/CLDC-1.1 VendorID/105	1	1	0.02%
88.	nu_tch-princeton/Nu_tch-1.0-dev (princeton crawler for cass project; http://www.cs.princeton.edu/ca	1	1	0.02%
89.	BlackBerry8320/4.5.0.81 Profile/MIDP-2.0 Configuration/CLDC-1.1 VendorID/100	1	1	0.02%
90.	Ginxbot/0.1 (robot@ginx.com)	3	1	0.02%
91.	Twitturly / v0.6	1	1	0.02%
92.	VB Project	1	1	0.02%
93.	Nambu2575 CFNetwork/422.15.2 Darwin/9.6.0 (i386) (MacBook5%2C1)	1	1	0.02%
94.	WebCorp/1.1	1	1	0.02%
95.	SunBlister/1.0 libcrawl/0.3	1	1	0.02%
96.	BlackBerry8330/4.5.0.66 Profile/MIDP-2.0 Configuration/CLDC-1.1 VendorID/189	1	1	0.02%

	Browser	Hits	Visits	% Visits
97.	NetSeer/Nutch-0.9 (NetSeer Crawler; http://www.netseer.com; crawler@netseer.com)	21	1	0.02%
98.	Ocelli/1.4 (http://www.globalspec.com/Ocelli)	15	1	0.02%
99.	LinkChecker/4.5 (http://linkchecker.sourceforge.net/)	1	1	0.02%
Total		36,419	6,312	100.00%

items 1-99 of 99

Browsers - Help Card



Column Definitions

Browser

A program used to locate and view web pages. These include Netscape, Microsoft Internet Explorer, Opera and others.

Hits

Number of hits from visitors using the specified browser. Each file requested by a visitor registers as a hit. There can be several hits on each page. While the volume of hits reflects the amount of server traffic, it is not an accurate reflection of the number of pages viewed.

Visits

The total visits where there was sufficient information to identify the browser. This number may be less than the total visits overall. A visit is a series of actions that begins when a visitor views their first page from the server, and ends when the visitor leaves the site or remains idle beyond the idle-time limit. The default idle-time limit is thirty minutes. This time limit can be changed by the system administrator.



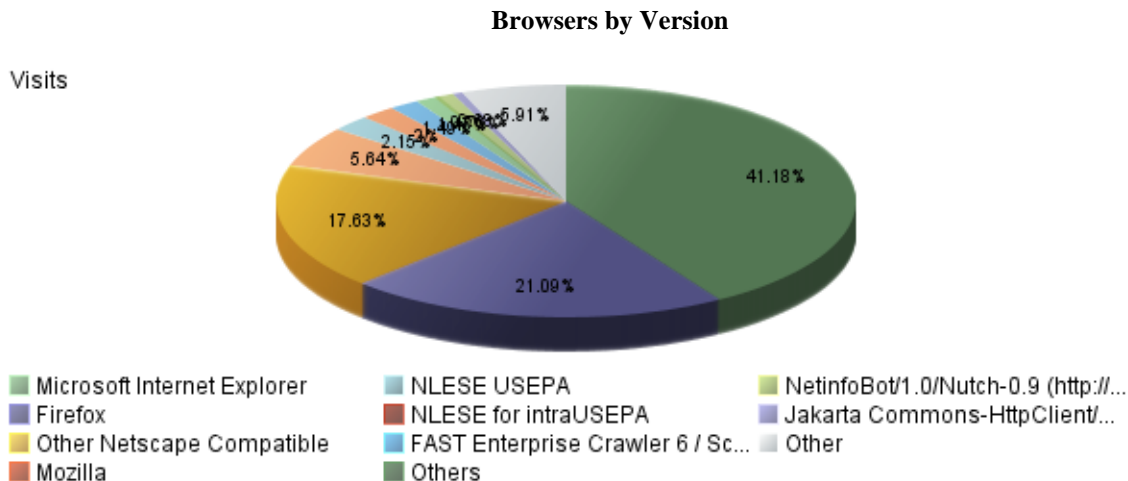
Report Descriptions

Browser data can help you determine how to configure your site for optimal viewing.

Note: Hits identified as originating from a spider (an automated program that searches the Internet) are not counted in this table. Also, if a browser does not identify itself in its request to the Web server, it will get counted on this page as an "Other."

Browsers by Version

This report lists the browser versions most common among your visitors.



Browsers by Version

	Browser Version	Hits	Visits	% Visits
1.	Microsoft Internet Explorer	8,528	2,599	41.18%
	7.0	6,023	1,661	26.31%
	6.0	1,884	790	12.52%
	8.0	139	50	0.79%
	5.01	251	27	0.43%
	5.0	43	22	0.35%
	4.01	146	20	0.32%
	5.5	25	13	0.21%
	5.23	6	6	0.10%
	3.02	5	5	0.08%
	5.14	4	3	0.05%
2.	Firefox	4,396	1,331	21.09%
	3.0.7	1,880	610	9.66%
	3.0.6	658	247	3.91%
	MUTANT	876	110	1.74%
	3.0.8	176	65	1.03%
	2.0.0.20	116	61	0.97%
	3.0.5	76	44	0.70%

	Browser Version	Hits	Visits	% Visits
	3.0.4	109	35	0.55%
	3.0.1	89	23	0.36%
	2.0.0.12	114	16	0.25%
	2.0.0.16	30	10	0.16%
■ 3.	Other Netscape Compatible	8,675	1,113	17.63%
	Version Unknown	8,675	1,113	17.63%
■ 4.	Mozilla	725	356	5.64%
	Version Unknown	638	298	4.72%
	20070308	44	34	0.54%
	20081212	3	3	0.05%
	20080201	5	2	0.03%
	20081204	2	2	0.03%
	20071128	2	1	0.02%
	20070314	1	1	0.02%
	2009020911	1	1	0.02%
	20080702	1	1	0.02%
	2009030719	2	1	0.02%
■ 5.	NLESE USEPA	5,493	136	2.15%
	Version Unknown	5,493	136	2.15%
■ 6.	NLESE for intraUSEPA	2,951	126	2.00%
	Version Unknown	2,951	126	2.00%
■ 7.	FAST Enterprise Crawler 6 / Scirus scirus-crawler@fast.no; http://www.scirus.com/srsapp/contactus/	2,095	94	1.49%
	Version Unknown	2,095	94	1.49%
■ 8.	Others	216	93	1.47%
	Version Unknown	216	93	1.47%
■ 9.	NetinfoBot/1.0/Nutch-0.9 (http://netinfo.bg/netinfobot.html)	65	48	0.76%
	Version Unknown	65	48	0.76%
■ 10.	Jakarta Commons-HttpClient/3.0.1	431	43	0.68%
	Version Unknown	431	43	0.68%
■ 11.	SimilarPages/Nutch-1.0-dev (SimilarPages Nutch Crawler; http://www.similarpages.com; info at simila	113	32	0.51%
	Version Unknown	113	32	0.51%
■ 12.	Opera	56	28	0.44%
	9.63	12	6	0.10%
	9.62	14	4	0.06%
	9.64	5	4	0.06%
	7.11	2	1	0.02%

	Browser Version	Hits	Visits	% Visits
	9.27	1	1	0.02%
	9.20	2	1	0.02%
	9.00	2	1	0.02%
	8.54	1	1	0.02%
	9.52	3	1	0.02%
	7.02	2	1	0.02%
■ 13.	NutchCVS/0.7.2 (Nutch; http://lucene.apache.org/nutch/bot.html ; nutch-agent@lucene.apache.org)	24	21	0.33%
	Version Unknown	24	21	0.33%
■ 14.	Netscape	32	21	0.33%
	4.0	23	16	0.25%
	7.2	1	1	0.02%
	8.1.3	1	1	0.02%
	Nutch-0.9	1	1	0.02%
	7.02	1	1	0.02%
	7.1	5	1	0.02%
■ 15.	nutch.us/Nutch-1.0 (www.nutch.us; crawler@nutch.us)	29	19	0.30%
	Version Unknown	29	19	0.30%
■ 16.	Safari	31	16	0.25%
	YY/ADOBE	6	6	0.10%
	YY	17	5	0.08%
	312.6	3	3	0.05%
	525.27.1	1	1	0.02%
	419.3	4	1	0.02%
■ 17.	Snoopy v1.2.4	32	15	0.24%
	Version Unknown	32	15	0.24%
■ 18.	Yeti/1.0 (NHN Corp.;; http://help.naver.com/robots/)	15	15	0.24%
	Version Unknown	15	15	0.24%
■ 19.	Yandex/1.01.001 (compatible; Win16; I)	661	15	0.24%
	Version Unknown	661	15	0.24%
■ 20.	yacybot (i386 Linux 2.6.24-23-generic; java 1.6.0_07; Europe/en) http://yacy.net/bot.html	129	14	0.22%
	Version Unknown	129	14	0.22%
■ 21.	nutch/Nutch-1.0-dev (nutch)	28	13	0.21%
	Version Unknown	28	13	0.21%
■ 22.	Yanga WorldSearch Bot v1.1/beta (http://www.yanga.co.uk/)	27	10	0.16%
	Version Unknown	27	10	0.16%

	Browser Version	Hits	Visits	% Visits
23.	gsa-crawler (Enterprise; M2-KG33HKAKCA2JT; dcwebb@p2pays.org) Version Unknown	14	10	0.16%
24.	Xenu Link Sleuth 1.3 Version Unknown	16	9	0.14%
25.	SAMSUNG-SGH-E250/1.0 Profile/MIDP-2.0 Configuration/CLDC-1.1 UP.Browser/6.2.3.3.c.1.101 (GUI) MMP/2 Version Unknown	11	9	0.14%
26.	Xenu Link Sleuth 1.2j Version Unknown	11	8	0.13%
27.	Konqueror 3.5	9	6	0.10%
28.	Mail.Ru/1.0 Version Unknown	40	5	0.08%
29.	Goldfire Server Version Unknown	4	4	0.06%
30.	webcollage/1.143 Version Unknown	8	4	0.06%
31.	hitcrawler_0.1 ringken@gmail.com Version Unknown	5	3	0.05%
32.	Xenu Link Sleuth 1.2f Version Unknown	17	3	0.05%
33.	crawly_2.6.3 crawly@commandcom.com Version Unknown	3	3	0.05%
34.	Oracle Secure Enterprise Search Version Unknown	4	3	0.05%
35.	HttpComponents/1.1 Version Unknown	3	3	0.05%
36.	webcollage/1.117 Version Unknown	6	3	0.05%
37.	BlackBerry9530/4.7.0.75 Profile/MIDP-2.0 Configuration/CLDC-1.1 VendorID/105 Version Unknown	4	2	0.03%
38.	MLBot (www.metadatalabs.com/mlbot) Version Unknown	2	2	0.03%
39.	NIF/Nutch-1.0-dev (Neuroscience Information Framework Crawl; http://neuinfo.org/; support at neuinf Version Unknown	2	2	0.03%

	Browser Version	Hits	Visits	% Visits
40.	Advanced Browser (http://www.avantbrowser.com) Version Unknown	2 2	2 2	0.03% 0.03%
41.	SuperBot/4.7.0.72 (Windows XP) Version Unknown	2 2	2 2	0.03% 0.03%
42.	Nokia WAP Browser Version Unknown	2 2	2 2	0.03% 0.03%
43.	iCopyright Conductor 1.0 Version Unknown	4 4	2 2	0.03% 0.03%
44.	facebookexternalhit/1.0 (http://www.facebook.com/externalhit_uatext.php) Version Unknown	2 2	2 2	0.03% 0.03%
45.	libwww-perl/5.805 Version Unknown	8 8	2 2	0.03% 0.03%
46.	webcollage/1.102 Version Unknown	3 3	2 2	0.03% 0.03%
47.	POE-Component-Client-HTTP/0.65 (perl; N; POE; en; rv:0.650000) Version Unknown	2 2	2 2	0.03% 0.03%
48.	Java/1.5.0_12 Version Unknown	4 4	2 2	0.03% 0.03%
49.	Microsoft Office Existence Discovery Version Unknown	6 6	2 2	0.03% 0.03%
50.	Java/1.6.0_10 Version Unknown	4 4	2 2	0.03% 0.03%
51.	NetinfoBot/1.1 (http://netinfo.bg/netinfobot.html) Version Unknown	2 2	2 2	0.03% 0.03%
52.	webcollage1/1.129 Version Unknown	3 3	2 2	0.03% 0.03%
53.	qual/Nutch-1.0 Version Unknown	2 2	2 2	0.03% 0.03%
54.	kalooga/KaloogaBot (Kalooga; http://www.kalooga.com/info.html?page=crawler) Version Unknown	31 31	2 2	0.03% 0.03%
55.	SAMSUNG-SGH-F250/F250JAHA2 Profile/MIDP-2.0 Configuration/CLDC-1.1 UP.Browser/6.2.3.3.c.1.101 (GUI) Version Unknown	1 1	1 1	0.02% 0.02%
56.	BlackBerry8830/4.2.2 Profile/MIDP-2.0 Configuration/CLDC-1.1 VendorID/105 Version Unknown	1 1	1 1	0.02% 0.02%

	Browser Version	Hits	Visits	% Visits
57.	libwww-perl/5.810 Version Unknown	1 1	1 1	0.02% 0.02%
58.	flatlandbot/baypup (Flatland Industries Web Spider; http://www.flatlandindustries.com/flatlandbot ; Version Unknown	1 1	1 1	0.02% 0.02%
59.	BlackBerry9530/4.7.0.109 Profile/MIDP-2.0 Configuration/CLDC-1.1 VendorID/105 Version Unknown	1 1	1 1	0.02% 0.02%
60.	auxiaoaj jpqnhq mkip6bhib6apbpd6Hmd6 Version Unknown	1 1	1 1	0.02% 0.02%
61.	tnyv hsnroydxxgccmpdqbnqs 7s Version Unknown	1 1	1 1	0.02% 0.02%
62.	online link validator (http://www.dead-links.com/) Version Unknown	1 1	1 1	0.02% 0.02%
63.	BlackBerry8830/4.2.2 Profile/MIDP-2.0 Configuration/CLDC-1.1 VendorID/104 Version Unknown	1 1	1 1	0.02% 0.02%
64.	BlackBerry9000/4.6.0.167 Profile/MIDP-2.0 Configuration/CLDC-1.1 VendorID/102 Version Unknown	1 1	1 1	0.02% 0.02%
65.	BlackBerry8300/4.2.2 Profile/MIDP-2.0 Configuration/CLDC-1.1 VendorID/102 Version Unknown	1 1	1 1	0.02% 0.02%
66.	Internet Explorer Version Unknown	1 1	1 1	0.02% 0.02%
67.	webcheck 1.10.1 Version Unknown	1 1	1 1	0.02% 0.02%
68.	Java/1.4.1_04 Version Unknown	2 2	1 1	0.02% 0.02%
69.	Microsoft Pocket Internet Explorer/0.6 Version Unknown	1 1	1 1	0.02% 0.02%
70.	Shelob (shelob@gmx.net) Version Unknown	3 3	1 1	0.02% 0.02%
71.	Java/1.6.0_11 Version Unknown	2 2	1 1	0.02% 0.02%
72.	Java/1.5.0_08 Version Unknown	2 2	1 1	0.02% 0.02%
73.	NoteworthyBot/0.1 Version Unknown	2 2	1 1	0.02% 0.02%

	Browser Version	Hits	Visits	% Visits
74.	BlackBerry8310/4.2.2 Profile/MIDP-2.0 Configuration/CLDC-1.1 VendorID/102 Version Unknown	2	1	0.02%
75.	PicseSpider/1.0 Version Unknown	1,337	1	0.02%
76.	Anansi Version Unknown	1	1	0.02%
77.	YipeZone.com_search-bot Version Unknown	1	1	0.02%
78.	BlackBerry8130/4.3.0 Profile/MIDP-2.0 Configuration/CLDC-1.1 VendorID/105 Version Unknown	1	1	0.02%
79.	ColdFusion Version Unknown	1	1	0.02%
80.	LinkChecker/5.0.1 (http://linkchecker.sourceforge.net/) Version Unknown	2	1	0.02%
81.	webcollage/1.133 Version Unknown	2	1	0.02%
82.	MSR-ISRCCrawler Version Unknown	1	1	0.02%
83.	webcollage/1.140 Version Unknown	2	1	0.02%
84.	webcollage/1.127 Version Unknown	2	1	0.02%
85.	webcollage/1.125 Version Unknown	4	1	0.02%
86.	Java/1.6.0_04 Version Unknown	1	1	0.02%
87.	BlackBerry8330/4.3.0 Profile/MIDP-2.0 Configuration/CLDC-1.1 VendorID/105 Version Unknown	1	1	0.02%
88.	nu_tch-princeton/Nu_tch-1.0-dev (princeton crawler for cass project; http://www.cs.princeton.edu/ca) Version Unknown	1	1	0.02%
89.	BlackBerry8320/4.5.0.81 Profile/MIDP-2.0 Configuration/CLDC-1.1 VendorID/100 Version Unknown	1	1	0.02%
90.	Ginxbot/0.1 (robot@ginx.com) Version Unknown	3	1	0.02%
91.	Twitturly / v0.6	1	1	0.02%

	Browser Version	Hits	Visits	% Visits
	Version Unknown	1	1	0.02%
92.	VB Project	1	1	0.02%
	Version Unknown	1	1	0.02%
93.	Nambu2575 CFNetwork/422.15.2 Darwin/9.6.0 (i386) (MacBook5%2C1)	1	1	0.02%
	Version Unknown	1	1	0.02%
94.	WebCorp/1.1	1	1	0.02%
	Version Unknown	1	1	0.02%
95.	SunBlister/1.0 libcrawl/0.3	1	1	0.02%
	Version Unknown	1	1	0.02%
96.	BlackBerry8330/4.5.0.66 Profile/MIDP-2.0 Configuration/CLDC-1.1 VendorID/189	1	1	0.02%
	Version Unknown	1	1	0.02%
97.	NetSeer/Nutch-0.9 (NetSeer Crawler; http://www.netseer.com; crawler@netseer.com)	21	1	0.02%
	Version Unknown	21	1	0.02%
98.	Ocelli/1.4 (http://www.globalspec.com/Ocelli)	15	1	0.02%
	Version Unknown	15	1	0.02%
99.	LinkChecker/4.5 (http://linkchecker.sourceforge.net/)	1	1	0.02%
	Version Unknown	1	1	0.02%
Total		36,419	6,312	100.00%

items 1-99 of 99

Browsers by Version - Help Card



Column Definitions

Browser

A program used to locate and view web pages. These include Netscape, Microsoft Internet Explorer, Opera and others.

Version

The specific version of the browser.

Hits

Each file requested by a visitor registers as a hit. There can be several hits on each page. While the volume of hits reflects the amount of server traffic, it is not an accurate reflection of the number of pages viewed.

Visits

Number of visits to this page. A visit is a series of actions that begins when a visitor views the first page from the server, and ends when the visitor leaves the site or remains idle beyond the idle-time limit. The default idle-time limit is thirty minutes. This time limit can be changed by the system administrator.



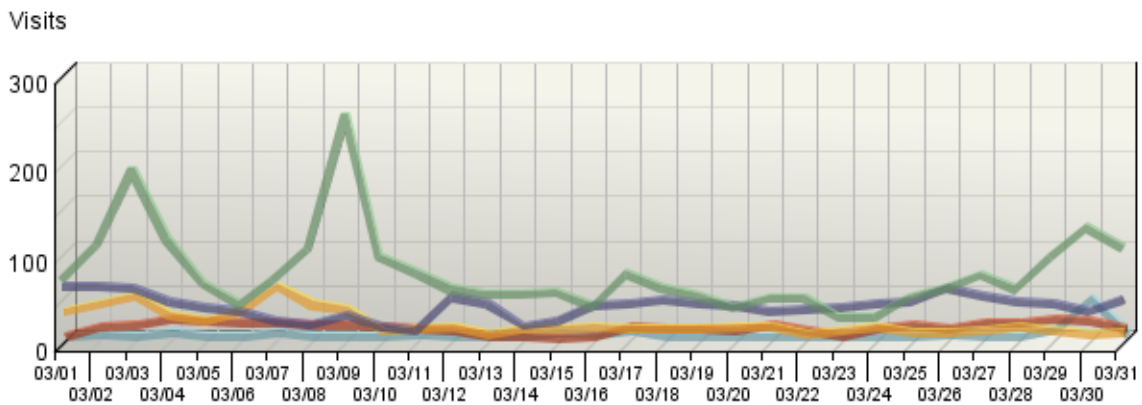
Report Descriptions

This information can help you decide which technology to implement on your site. You can determine whether the majority of your visitors are ready to benefit from the latest technologies (DHTML, Flash, etc.) available with the most recent versions of the main browsers.

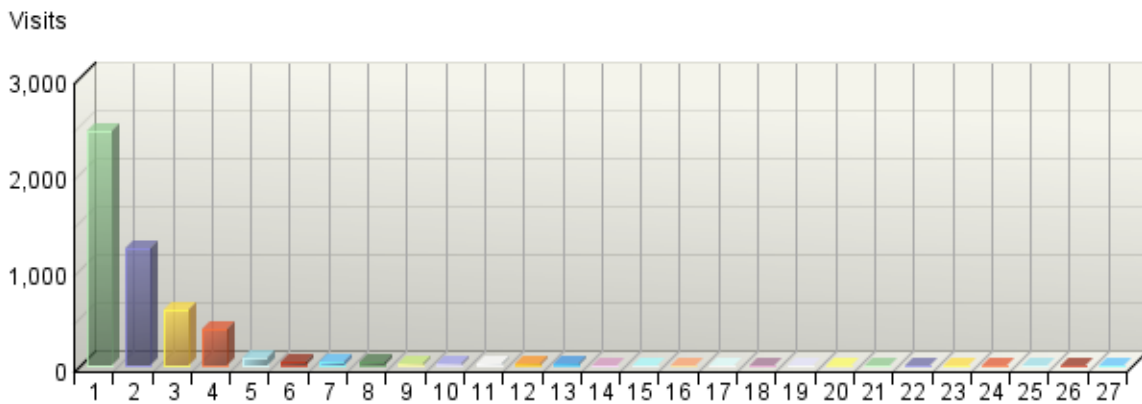
Spiders

This report identifies robots, spiders, crawlers and search services visiting your site. If your site uses JavaScript tagging to monitor traffic (for example, WebTrends SmartSource Data Collector), only spiders that use JavaScript will appear in this report.

Spiders by Visits Trend



Spiders by Visits



Spiders

Spider	Hits	Visits	% Visits
1. MSNBot	3,829	2,439	49.54%
2. Yahoo	8,377	1,215	24.68%
3. Google	7,308	587	11.92%
4. Ask Jeeves	938	371	7.54%

	Spider	Hits	Visits	% Visits
5.	Baidu	108	86	1.75%
6.	Speedy Spider	75	47	0.95%
7.	Picsearch	227	44	0.89%
8.	Voila.fr Robot	34	34	0.69%
9.	LinkWalker	38	19	0.39%
10.	Alexa Crawler	20	17	0.35%
11.	Converas RetrievalWare Internet Spider	664	16	0.33%
12.	Larbin	105	13	0.26%
13.	GaisBot	20	11	0.22%
14.	ARKS	5	5	0.10%
15.	Go.com Spider	3	3	0.06%
16.	Aesop Robot	2	2	0.04%
17.	Walhello Robot	2	2	0.04%
18.	Fast Search	4	2	0.04%
19.	WebVac	133	2	0.04%
20.	Thunderstone Webinator	1	1	0.02%
21.	Wget	1	1	0.02%
22.	TurnitinBot	143	1	0.02%
23.	BSpider	1	1	0.02%
24.	MSIECrawler	2	1	0.02%
25.	Python	2	1	0.02%
26.	webs	1	1	0.02%
27.	Grub	1	1	0.02%
	Total	22,044	4,923	100.00%

items 1-27 of 27

Spiders - Help Card



Column Definitions

Spider

An automated program which searches the Internet.

Hits

Number of times the specified spider hit your site. Each file requested by a visitor registers as a hit. There can be several hits on each page. While the volume of hits reflects the amount of server traffic, it is not an accurate reflection of the number of pages viewed.

Visits

Number of times the specified spider visited your site. A visit is a series of actions that begins when a visitor views their first page from the server, and ends when the visitor leaves the site or remains idle beyond the idle-time limit. The default idle-time limit is thirty minutes. This time limit can be changed by the system administrator.



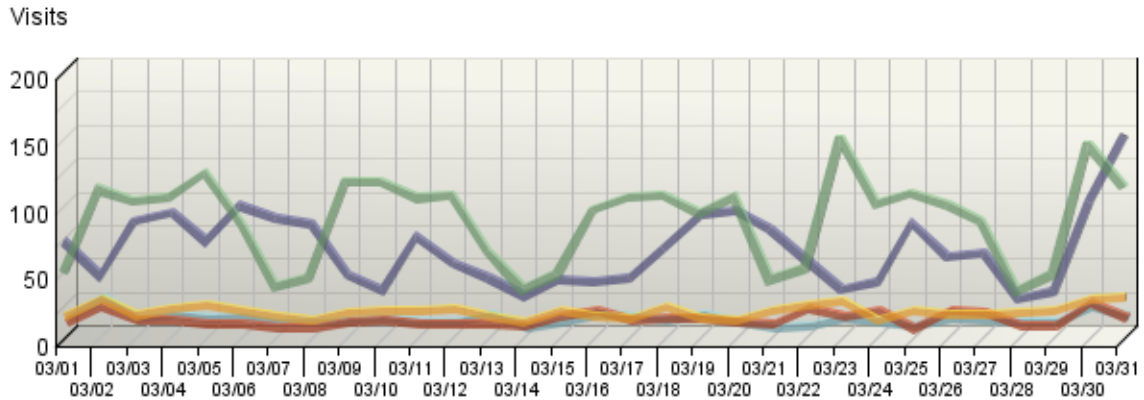
Report Descriptions

This information is important for a Webmaster trying to block spiders that tax the server. It also tells you what kind of automated attention you have attracted to your site.

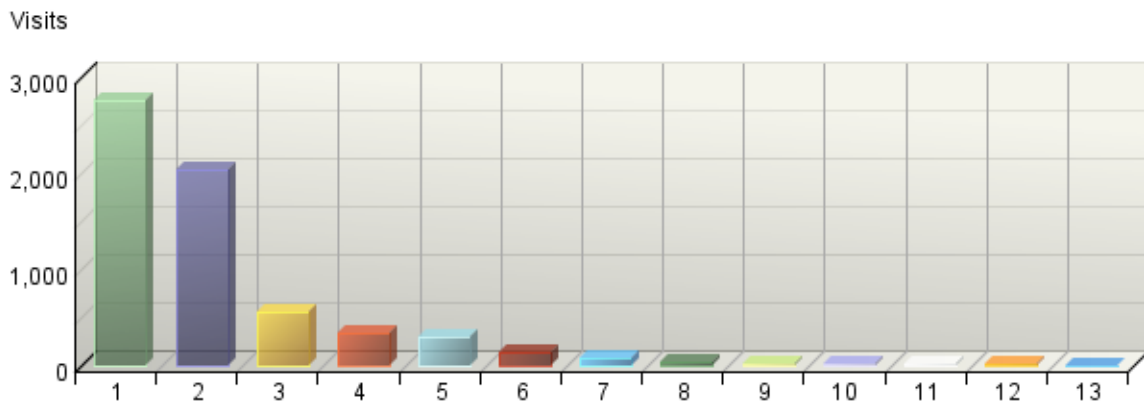
Platforms

This report identifies the operating systems most used by the visitors to the site. This information will only be displayed if your server is logging the browser/platform information.

Platforms by Visits Trend



Platforms by Visits



Platforms

Platform	Hits	Visits	% Visits
1. Windows XP	8,893	2,754	43.63%
2. Others	22,735	2,036	32.26%
3. Windows NT	1,621	555	8.79%
4. Macintosh	768	335	5.31%

	Platform	Hits	Visits	% Visits
5.	Windows 2000	1,037	309	4.90%
6.	Macintosh PowerPC	294	131	2.08%
7.	Linux	243	89	1.41%
8.	Windows 2003	87	36	0.57%
9.	Windows Win32s	23	22	0.35%
10.	Windows 3.x	663	16	0.25%
11.	Windows 98	36	14	0.22%
12.	SunOS	14	12	0.19%
13.	Windows ME	5	3	0.05%
	Total	36,419	6,312	100.00%

items 1-13 of 13

Platforms - Help Card



Column Definitions

Platform

The operating system used by the visitor to your site. This list excludes all spiders.

Hits

Number of hits by visitors using the specified platform. Each file requested by a visitor registers as a hit. There can be several hits on each page. While the volume of hits reflects the amount of server traffic, it is not an accurate reflection of the number of pages viewed.

Visits

Number of visits by visitors using the specified platform. A visit is a series of actions that begins when a visitor views their first page from the server, and ends when the visitor leaves the site or remains idle beyond the idle-time limit. The default idle-time limit is thirty minutes. This time limit can be changed by the system administrator.



Report Descriptions

This information is useful when determining what content to include on your web site. This report excludes all hits and visits from spiders. The totals may therefore differ from the counts of hits and visits provided in the Overview.

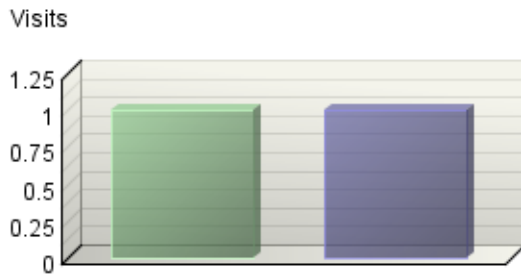
Wireless Dashboard

This dashboard summarizes important information related to wireless activity.

WAP Devices by Visits Trend

No data is available for this graph.

WAP Carriers by Visits



■ host-163.121.179.116.tedata.net
■ 166.199.102.86

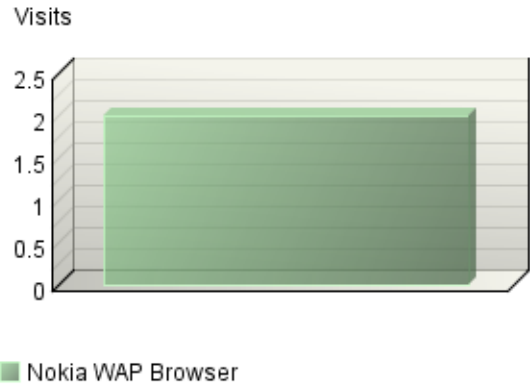
WAP Devices by Visits

No data is available for this graph.

WAP Image Support by Visits


No data is available for this graph.

WAP Browsers by Visits



■ Nokia WAP Browser

WAP Markup Languages by Visits




■ WML 1.1

WAP Screen Sizes by Visits

No data is available for this graph.

WAP Script Support by Visits



■ Yes

WAP WTLS Support by Visits



■ Yes


WAP Resolutions by Visits

No data is available for this graph.

Palm Devices by Visits

No data is available for this graph.

WAP Script Versions by Visits



■ WMLScript 1.1

Palm Browsers by Visits

No data is available for this graph.

Palm Devices by Visits Trend

No data is available for this graph.