

P3 Monthly Statistical Analysis

<http://es.epa.gov/ncer/p3/>

Monthly Report: January 2009

January 1, 2009 12:00:00 AM – January 31, 2009 11:59:59 PM

This report was generated by WebTrends 7 - Professional, Version: 7.1b, Build: 15447 .
Monday, February 16, 2009 1:46:10 PM
Final report conversion by WebTrends Report Exporter, Version 7.1b (build 15376)

Copyright (C) 1996-2005 NetIQ Corporation. All rights reserved.

Table of Contents

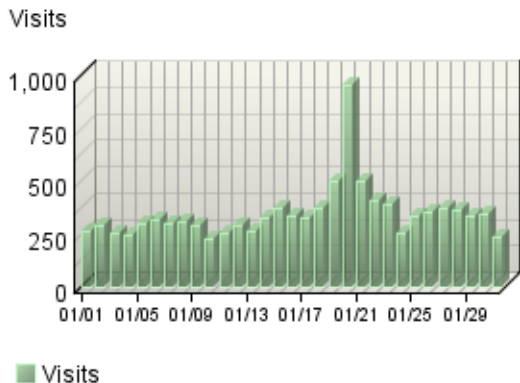
Overview Dashboard	1
Marketing Dashboard	3
Visitors Dashboard	4
Pages Dashboard	6
Navigation Dashboard	8
Technical Dashboard	9
Activity Dashboard	11
Browsers and Platforms Dashboard	13
Pages Dashboard	14
Pages	16
Content Groups	51
Directories	53
Files Dashboard	56
Downloaded Files	57
Accessed File Types	60
Uploaded Files	62
Navigation Dashboard	63
Entry Pages	64
Exit Pages	81
Single-Page Visits	98
Paths, Forward: All Entry Pages	115
Single-Level Paths, Forward	147
Single-Level Paths, Reverse	169
Single-Level Paths, Forward and Reverse	191
Browsers and Platforms Dashboard	194
Browsers	195
Browsers by Version	200

Spiders	209
Platforms	212
Wireless Dashboard	214

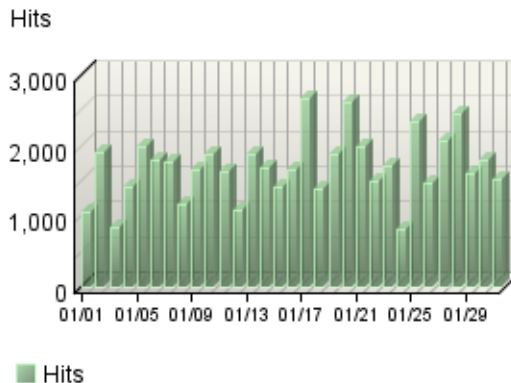
Overview Dashboard

This displays key graphs and tables that provide an overview of the entire report. When viewing through the on-demand interface, you can click on the title of a graph or table to navigate to the corresponding page.

Visits Trend



Hits Trend



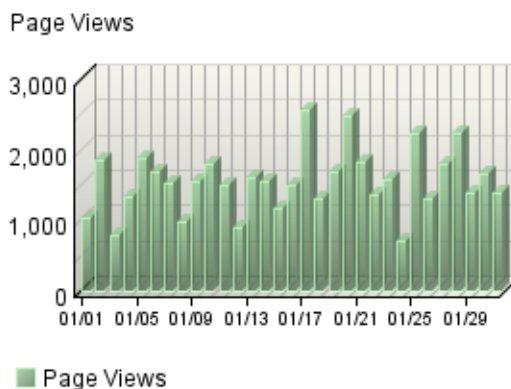
Visitor Summary

Visitors	5,320
Visitors Who Visited Once	4,830
Visitors Who Visited More Than Once	490
Average Visits per Visitor	2.01

Visit Summary

Visits	10,694
Average per Day	344
Average Visit Duration	00:34:41
Median Visit Duration	00:07:03
International Visits	13.71%
Visits of Unknown Origin	0.00%
Visits from Your Country: United States (US)	86.29%

Page Views Trend



Hit Summary

Successful Hits for Entire Site	52,764
Average Hits per Day	1,702
Home Page Hits	2,773

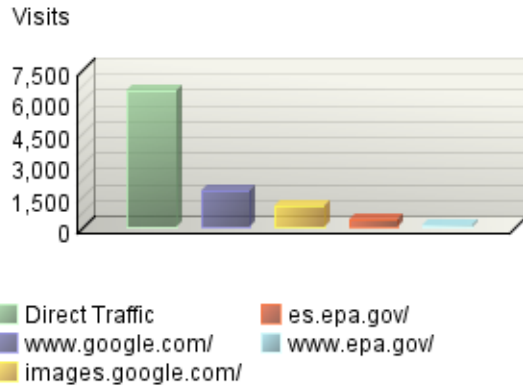
Page View Summary

Page Views	48,197
Average per Day	1,554
Average Page Views per Visit	4.51

Marketing Dashboard

This dashboard summarizes important information related to online marketing activity.

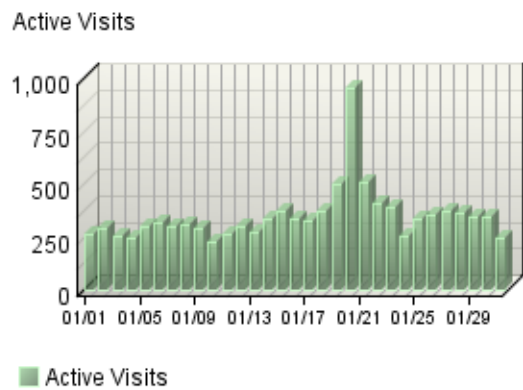
Visits by Referring Site



Onsite Ad Impressions by Visits Trend

No data is available for this graph.

Active Visits Trend

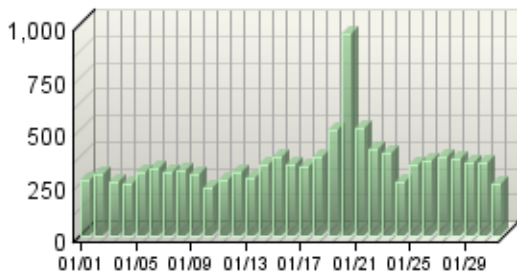


Visitors Dashboard

This displays key graphs and tables that provide an overview of the Visitors chapter. When viewing through the on-demand interface, you can click on the title of a graph or table to navigate to the corresponding page.

Active Visits Trend

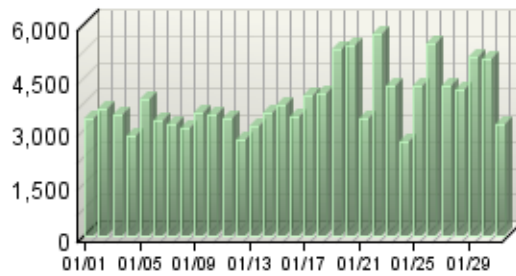
Active Visits



Active Visits

Visitor Minutes Trend

Visitor Minutes



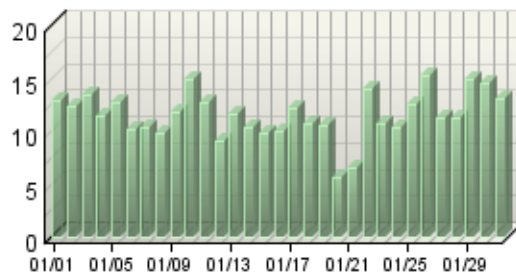
Visitor Minutes

Visitor Summary

Visitors	5,320
Visitors Who Visited Once	4,830
Visitors Who Visited More Than Once	490
Average Visits per Visitor	2.01

Average Length of Visit Trend

Average Visit Duration

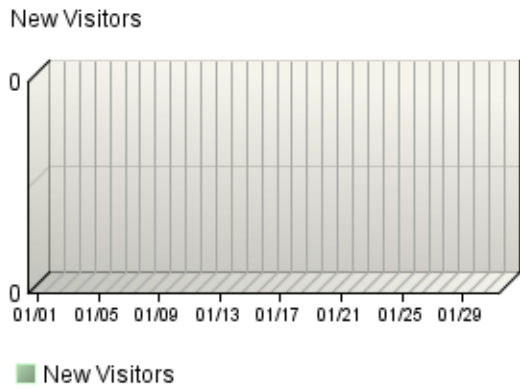


Average Visit Duration

Visit Summary

Visits	10,694
Average per Day	344
Average Visit Duration	00:34:41
Median Visit Duration	00:07:03
International Visits	13.71%
Visits of Unknown Origin	0.00%
Visits from Your Country: United States (US)	86.29%

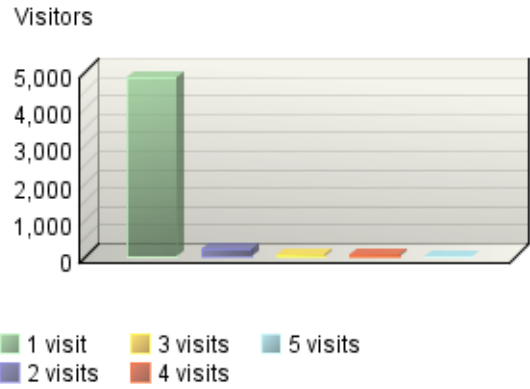
New Visitors Trend



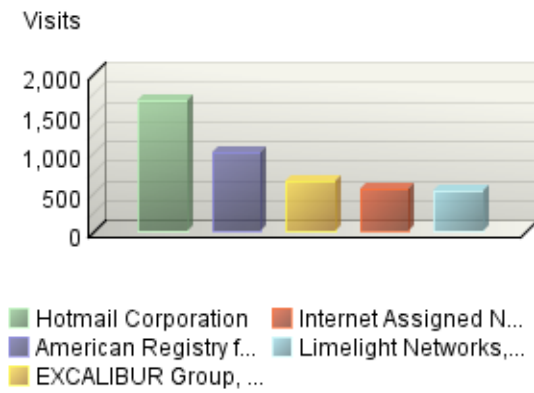
Authenticated Usernames by Visits

No data is available for this graph.

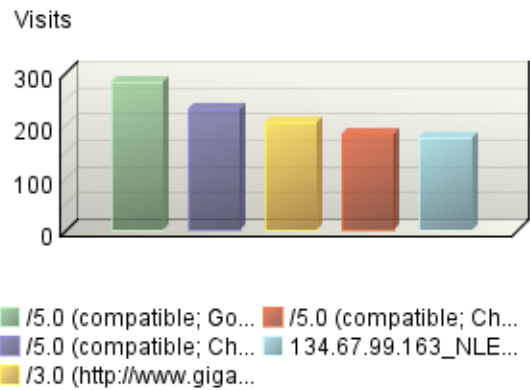
Visitors by Number of Visits



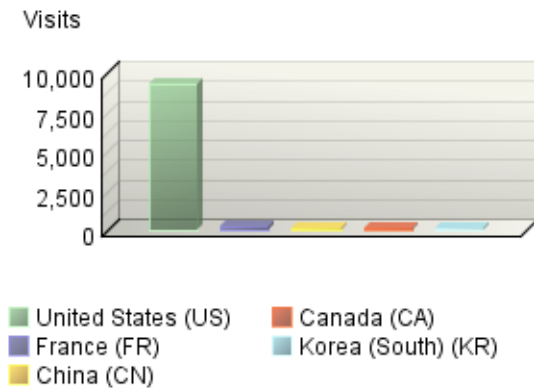
Organizations by Visits



Top Visitors by Visits



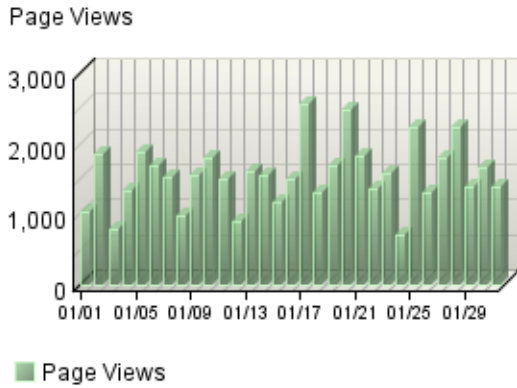
Countries by Visits



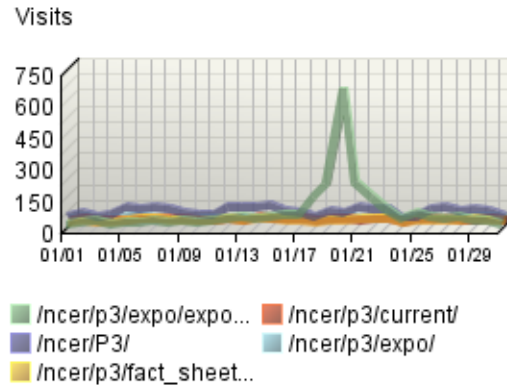
Pages Dashboard

This displays key graphs and tables that provide an overview of the Pages chapter. When viewing through the on-demand interface, you can click on the title of a graph or table to navigate to the corresponding page.

Page Views Trend



Pages by Visits Trend



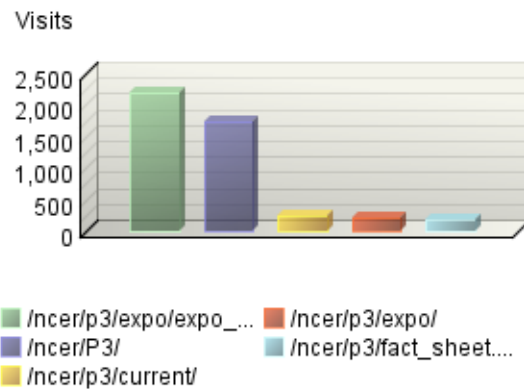
Content Groups by Visits

No data is available for this graph.

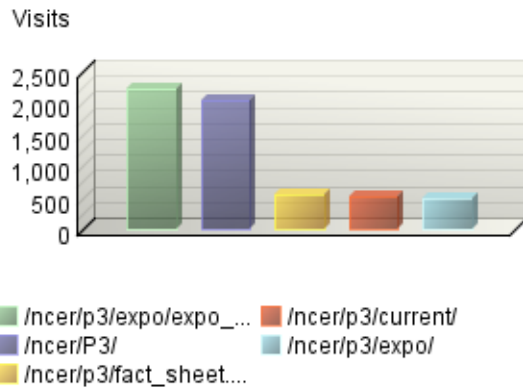
Page View Summary

Page Views	48,197
Average per Day	1,554
Average Page Views per Visit	4.51

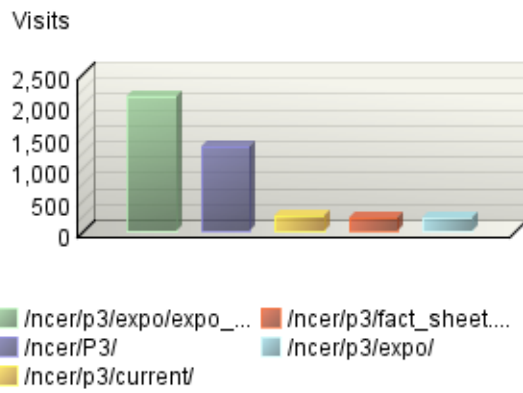
Entry Pages



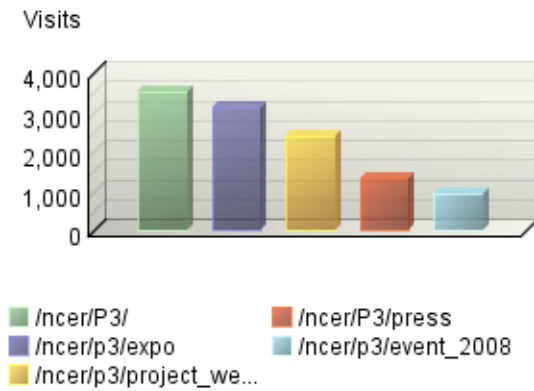
Pages by Visits



Exit Pages



Directories by Visits

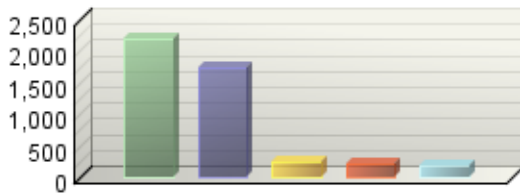


Navigation Dashboard

This dashboard summarizes important information related to online navigation.

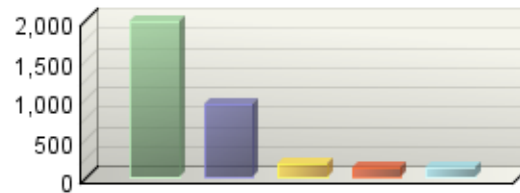
Entry Pages

Visits



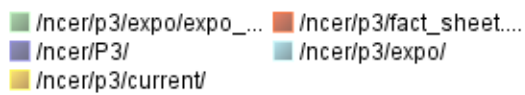
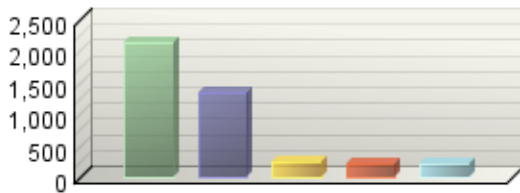
Single-Page Visits

Visits



Exit Pages

Visits

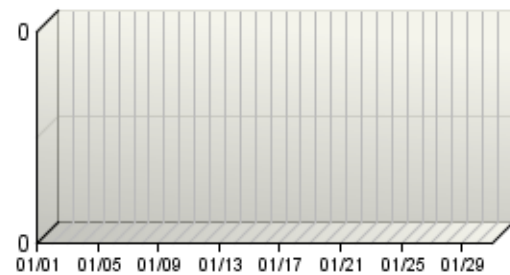


Technical Dashboard

This dashboard summarizes important information related to online technical activity.

Average Time to Serve Pages

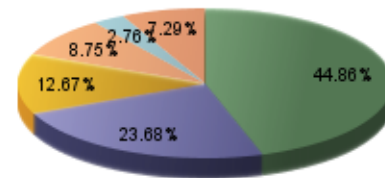
Average Time to Serve



■ Average Time to Serve

Browsers by Version

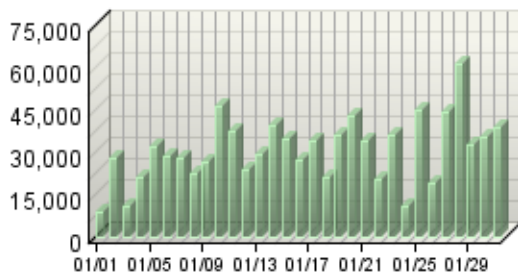
Visits



■ Microsoft Internet Ex... ■ Mozilla
 ■ Firefox ■ NLESE USEPA
 ■ Other Netscape Co... ■ Other

Bandwidth: Kbytes Transferred Trend

Kbytes Transferred

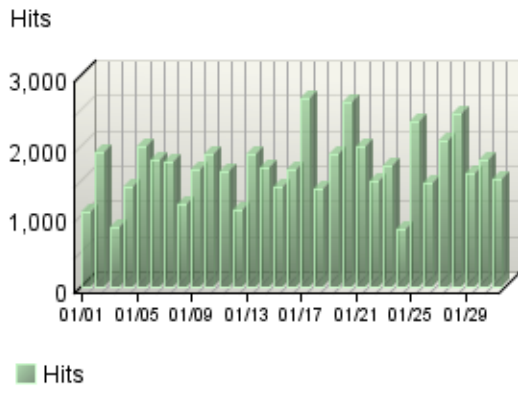


■ Kbytes Transferred

Technical Summary

Total Hits	54,448
Successful Hits	52,764
Successful Hits (as Percent)	96.91%
Failed Hits	1,684
Failed Hits (as Percent)	3.09%
Cached Hits	9,302
Cached Hits (as Percent)	17.08%

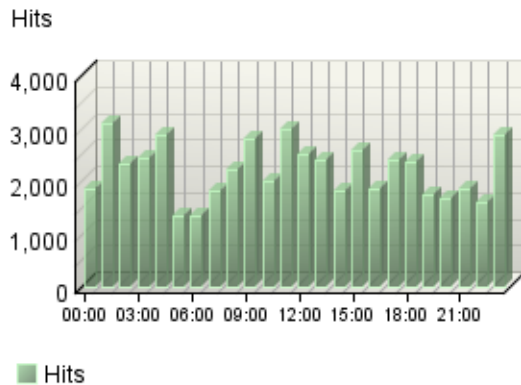
Hits Trend



Activity Dashboard

This displays key graphs and tables that provide an overview of the Activity chapter. When viewing through the on-demand interface, you can click on the title of a graph or table to navigate to the corresponding page.

Hits by Hour of the Day



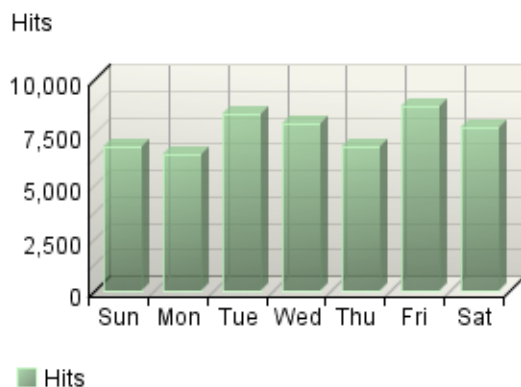
Least Active Summary

Least Active Date	1/24/09
Number of Hits on Least Active Date	815
Least Active Day of the Week	Monday
Least Active Hour of the Day	05:00-05:59

Activity on Weekdays Summary

Total Hits Weekdays	38,253
Total Visits Weekdays	8,187
Average Number of Visits per day on Weekdays	372
Average Number of Hits per day on Weekdays	1,738

Hits by Day of the Week



Activity on Weekends Summary

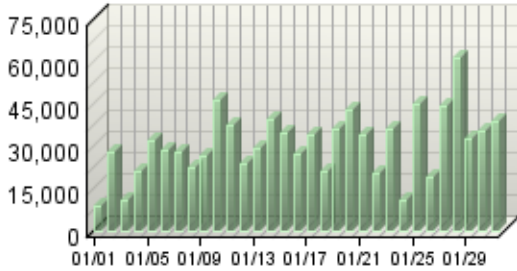
Total Hits Weekend	14,511
Total Visits Weekend	2,507
Average Number of Visits per Weekend	501
Average Number of Hits per Weekend	2,902

Most Active Summary

Most Active Date	1/17/09
Number of Hits on Most Active Date	2,675
Most Active Day of the Week	Friday
Most Active Hour of the Day	01:00-01:59

Bandwidth: Kbytes Transferred Trend

Kbytes Transferred

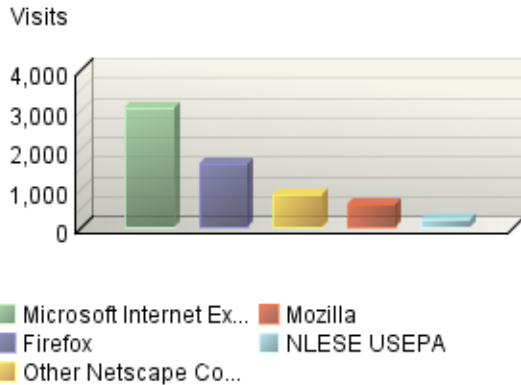


■ Kbytes Transferred

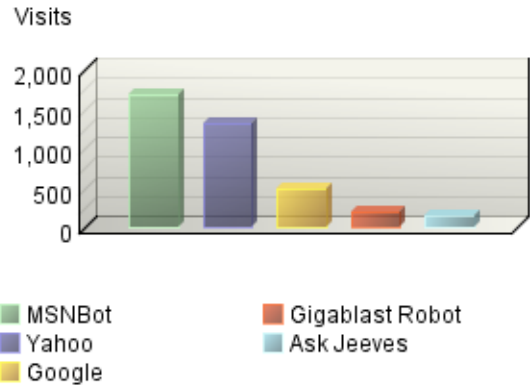
Browsers and Platforms Dashboard

This displays key graphs and tables that provide an overview of the Browsers and Platforms chapter. When viewing through the on-demand interface, you can click on the title of a graph or table to navigate to the corresponding page.

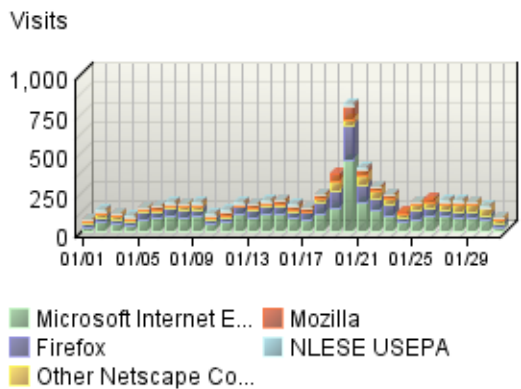
Browsers by Visits



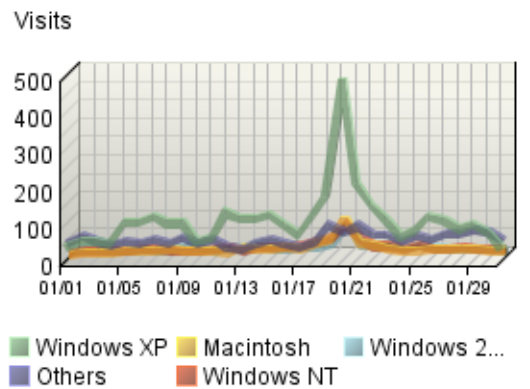
Spiders by Visits



Browsers by Visits Trend



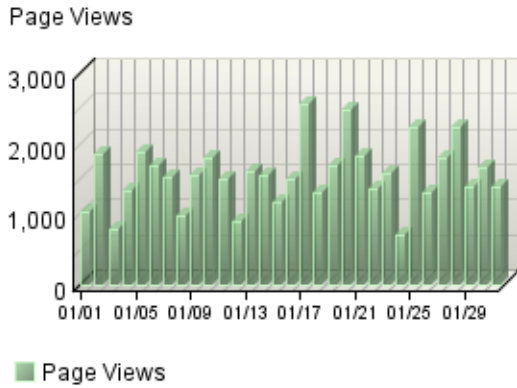
Platforms by Visits Trend



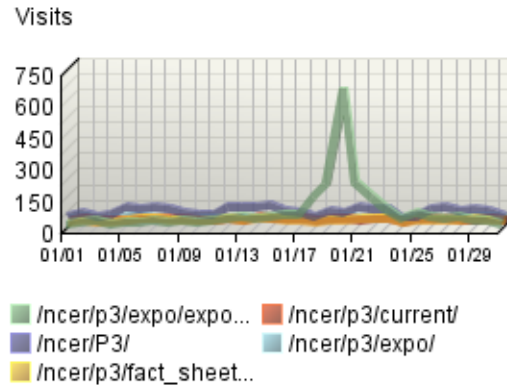
Pages Dashboard

This displays key graphs and tables that provide an overview of the Pages chapter. When viewing through the on-demand interface, you can click on the title of a graph or table to navigate to the corresponding page.

Page Views Trend



Pages by Visits Trend



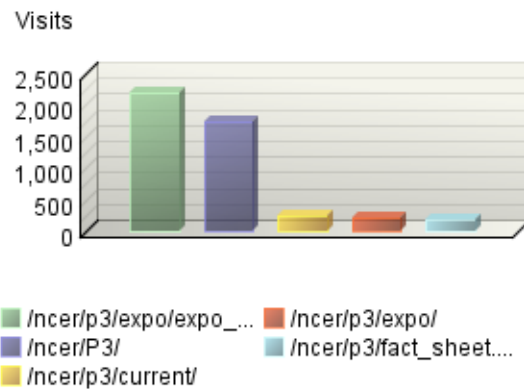
Content Groups by Visits

No data is available for this graph.

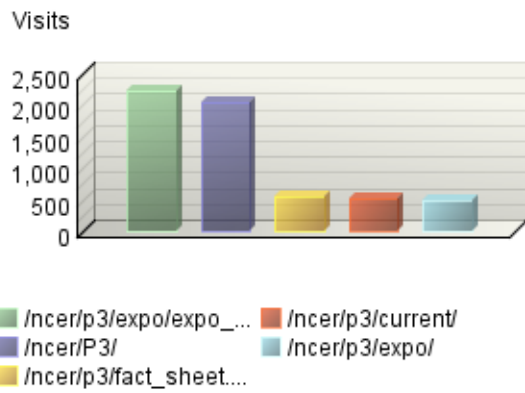
Page View Summary

Page Views	48,197
Average per Day	1,554
Average Page Views per Visit	4.51

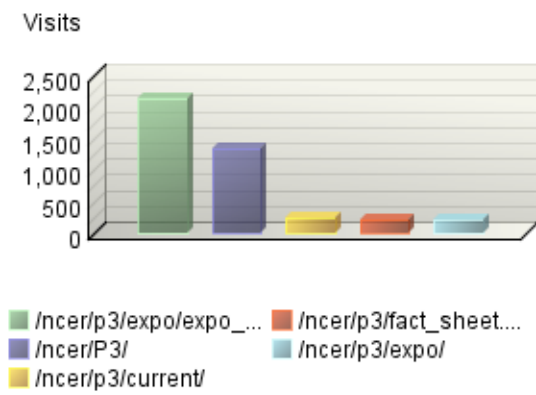
Entry Pages



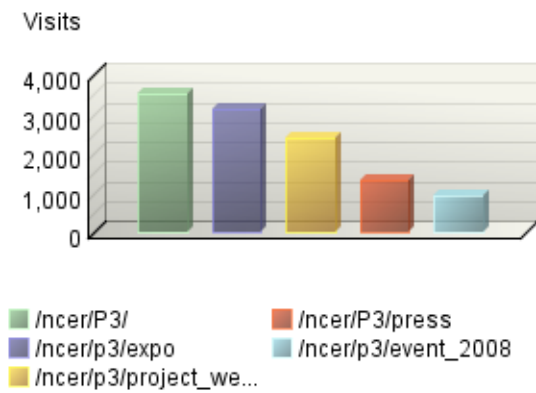
Pages by Visits



Exit Pages



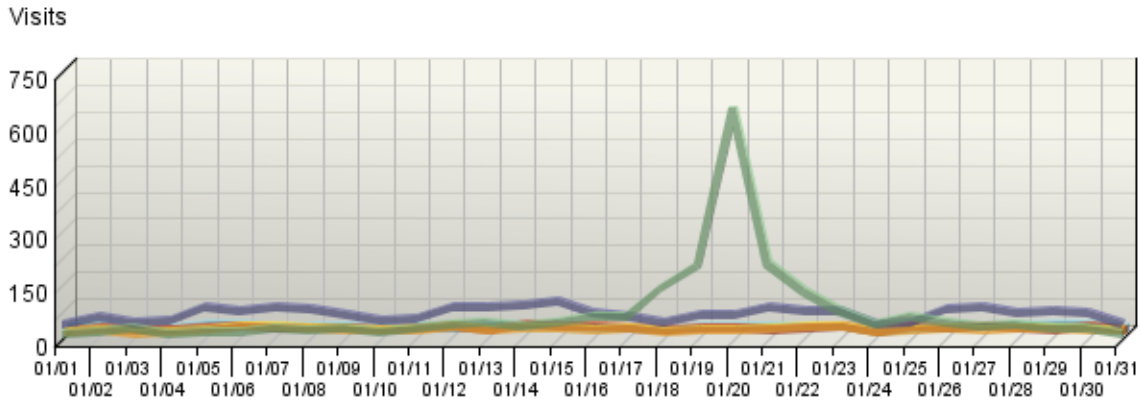
Directories by Visits



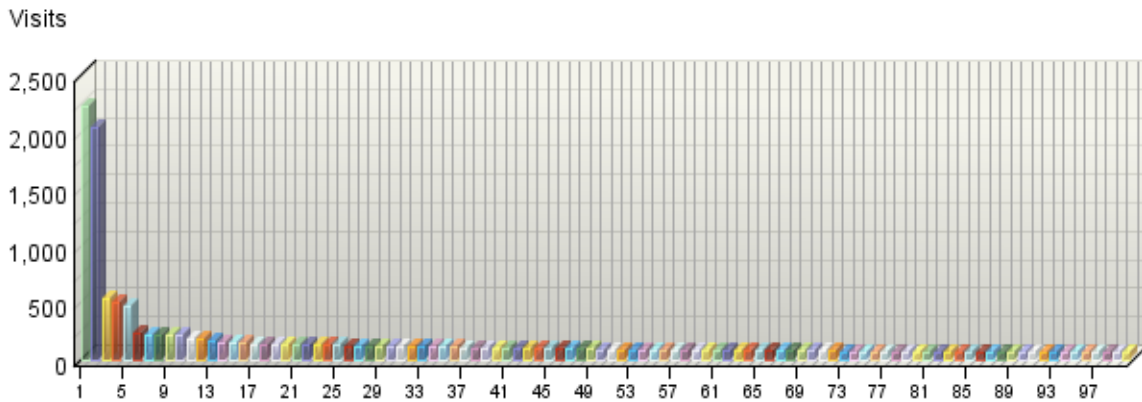
Pages

This identifies the most popular web pages on your site and shows you the number of visits for each, and displays the average length of time the page was viewed.

Pages by Visits Trend



Pages by Visits



Pages

	Pages	Visits	Views	Average Time Viewed
■ 1.	National Sustainable Design Expo 2008 P3 NCER ORD US EPA http://es.epa.gov/ncer/p3/expo/expo_2008.html	2,222	2,403	00:02:40

	Pages	Visits	Views	Average Time Viewed
2.	P3 NCER ORD US EPA http://es.epa.gov/ncer/P3/	2,052	2,773	00:03:09
3.	Basic Information P3 NCER ORD US EPA http://es.epa.gov/ncer/p3/fact_sheet.html	546	588	00:02:53
4.	2008/2009 P3 Teams P3 NCER ORD US EPA http://es.epa.gov/ncer/p3/current/	510	570	00:03:39
5.	National Sustainable Design Expo P3 NCER ORD US EPA http://es.epa.gov/ncer/p3/expo/	481	550	00:03:10
6.	2008 P3 Award Winners P3 Award Winners and Successes P3 NCER ORD US EPA http://es.epa.gov/ncer/p3/project_websites/2008/2008awardwinners.html	232	243	00:03:26
7.	P3 Award Winners P3 NCER ORD US EPA http://es.epa.gov/ncer/p3/success/	219	248	00:02:18
8.	How to Apply Phase I - Project Development P3 NCER ORD US EPA http://es.epa.gov/ncer/p3/apply/	219	251	00:01:56
9.	Information for P3 Teams P3 NCER ORD US EPA http://es.epa.gov/ncer/p3/teams/	216	249	00:02:41
10.	P3 and Other Awards Ceremony P3 NCER ORD US EPA http://es.epa.gov/ncer/p3/ceremony/	215	246	00:02:11
11.	2008 Expo and P3 Videos P3 NCER ORD US EPA http://es.epa.gov/ncer/p3/multimedia.html	189	210	00:04:19
12.	Photo Gallery P3 NCER ORD US EPA http://es.epa.gov/ncer/p3/photo.html	186	221	00:01:45
13.	Current Partners Information for Partners P3 NCER ORD US EPA http://es.epa.gov/ncer/p3/partners/	164	194	00:04:15
14.	Past P3 Projects P3 NCER ORD US EPA http://es.epa.gov/ncer/p3/past/	155	184	00:02:31
15.	2007 P3 Award Winners P3 Award Winners and Successes P3 NCER ORD US EPA http://es.epa.gov/ncer/p3/project_websites/2007/2007awardwinners.html	152	165	00:03:39
16.	Forum P3 NCER ORD US EPA http://es.epa.gov/ncer/p3/forum/	148	221	00:03:02
17.	Grant Recipients P3 NCER ORD US EPA http://es.epa.gov/ncer/p3/grantrecip.html	142	153	00:02:38

	Pages	Visits	Views	Average Time Viewed
18.	Videos: Expo and P3 Overviews P3 NCER ORD US EPA http://es.epa.gov/ncer/p3/overviews.html	137	154	00:02:39
19.	2006 P3 Award Winners P3 Award Winners and Successes P3 NCER ORD US EPA http://es.epa.gov/ncer/p3/project_websites/2006/2006awardwinners.html	137	143	00:05:07
20.	Newsroom P3 NCER ORD US EPA http://es.epa.gov/ncer/p3/news.html	136	152	00:04:57
21.	Information for Partners Info For P3 NCER ORD US EPA http://es.epa.gov/ncer/p3/info/partners.html	132	145	00:02:44
22.	Info for Exhibitors Information For P3 NCER ORD US EPA http://es.epa.gov/ncer/p3/become_exhibitor.html	130	141	00:03:28
23.	Forms P3 NCER ORD US EPA http://es.epa.gov/ncer/P3/forms/	128	212	00:04:35
24.	Info for Co-Sponsors Information For P3 NCER ORD US EPA http://es.epa.gov/ncer/p3/info/cosponsors.html	128	138	00:02:31
25.	EPA: NCER: P3 Award: A National Student Design Competition for Sustainability focusing on People, Prosperity, and the Planet http://es.epa.gov/ncer/P3/designs_sustain_rfp.html	127	132	00:06:15
26.	2007/2008 P3 Teams Past P3 Projects P3 NCER ORD US EPA http://es.epa.gov/ncer/p3/project_websites/2008/	126	129	00:03:18
27.	Application Overview Phase I - P3 Grant Competition/Proof of Concept P3 NCER ORD US EPA http://es.epa.gov/ncer/p3/appoverview.html	125	128	00:02:59
28.	Draft Schedule of Events National Sustainable Design Expo P3 NCER ORD US EPA http://es.epa.gov/ncer/p3/expo/events.html	120	123	00:02:32
29.	National Sustainable Design Expo Archive P3 NCER ORD US EPA http://es.epa.gov/ncer/p3/expo/expo_archive.html	120	123	00:02:48
30.	Other Sustainability Resources P3 NCER ORD US EPA http://es.epa.gov/ncer/p3/other/	117	135	00:03:52
31.	National Mall Map 2006 Newsroom P3 NCER ORD US EPA http://es.epa.gov/ncer/p3/press/mall_map.html	117	125	00:04:47

	Pages	Visits	Views	Average Time Viewed
32.	Peer Review Phase I - Project Development P3 NCER ORD US EPA http://es.epa.gov/ncer/p3/peerreview.html	115	119	00:03:49
33.	Frequent Questions National Sustainable Design Expo P3 NCER ORD US EPA http://es.epa.gov/ncer/p3/expo/faq.html	115	117	00:03:09
34.	Car Fueled With Biogas From Cow Manure: WWU Students Convert Methane Into Natural Gas Newsroom P3 NCER ORD US EPA http://es.epa.gov/ncer/p3/press/04_22_07.html	113	113	00:02:47
35.	Phase I - Project Development P3 NCER ORD US EPA http://es.epa.gov/ncer/p3/phaseIproof.html	113	117	00:02:37
36.	http://es.epa.gov/ncer/p3/event_2008/08_date_loc.html	111	117	00:01:48
37.	Media Info For P3 NCER ORD US EPA http://es.epa.gov/ncer/p3/info/media.html	109	120	00:02:49
38.	Logistics National Sustainable Design Expo P3 NCER ORD US EPA http://es.epa.gov/ncer/p3/expo/logistics.html	109	112	00:03:11
39.	Additional Awards P3 Award Competition P3 NCER ORD US EPA http://es.epa.gov/ncer/p3/addawards.html	108	120	00:03:21
40.	Information For P3 NCER ORD US EPA http://es.epa.gov/ncer/p3/info/	105	129	00:03:42
41.	Sustainability Challenge Areas P3 NCER ORD US EPA http://es.epa.gov/ncer/p3/challengearea.html	105	109	00:03:34
42.	AAAS Research Programs Forum P3 NCER ORD US EPA http://es.epa.gov/ncer/p3/forum/aaas.html	104	112	00:03:22
43.	2005 Project Descriptions and Photos P3 NCER ORD US EPA http://es.epa.gov/ncer/p3/project_websites/2005/2005_phase_1_project_websites.html	101	103	00:04:25
44.	Contact Us P3 NCER ORD US EPA http://es.epa.gov/ncer/p3/contact.html	99	112	00:03:41
45.	Solicitation Opens Phase I - Project Development P3 NCER ORD US EPA http://es.epa.gov/ncer/p3/solopen.html	98	103	00:03:34
46.	Forms National Sustainable Design Expo P3 NCER ORD US EPA http://es.epa.gov/ncer/p3/expo/forms.html	98	101	00:02:50

	Pages	Visits	Views	Average Time Viewed
47.	University Teams Earn Sustainable Design Prizes - Biomethane Car And Learning Barge Among The Projects On The National Mall Newsroom P3 NCER ORD US EPA http://es.epa.gov/ncer/p3/press/04_26_07_msnbc.html	98	98	00:03:40
48.	Phase II - P3 Award Winners P3 NCER ORD US EPA http://es.epa.gov/ncer/p3/award_winners.html	94	94	00:02:50
49.	2008 Event Date and Location P3 NCER ORD US EPA http://es.epa.gov/ncer/p3/event_2009/09_date_loc.html	94	101	00:03:08
50.	Announcements and Discussion Area Information for P3 Teams P3 NCER ORD US EPA http://es.epa.gov/ncer/p3/event_2008/08_announcements.html	92	94	00:02:41
51.	2006 Award Ceremony Agenda 2006 Newsroom P3 NCER ORD US EPA http://es.epa.gov/ncer/p3/press/awardagenda06.html	92	96	00:02:47
52.	Making Water Treatment Plants Sustainable P3 NCER ORD US EPA http://es.epa.gov/ncer/P3/success/lehigh.html	91	94	00:03:55
53.	Phase II - P3 Award Winners P3 NCER ORD US EPA http://es.epa.gov/ncer/p3/phase2follow.html	90	92	00:03:47
54.	2008 Expo and P3 Audio Files P3 NCER ORD US EPA http://es.epa.gov/ncer/p3/event_2008/audio_files/	89	108	00:03:25
55.	2006 P3 Competitors Photo Gallery P3 NCER ORD US EPA http://es.epa.gov/ncer/p3/event_2006/2006_competitors.html	89	91	00:02:49
56.	Notification Phase I - Project Development P3 NCER ORD US EPA http://es.epa.gov/ncer/P3/notification.html	88	93	00:04:51
57.	2006/2007 P3 Teams P3 NCER ORD US EPA http://es.epa.gov/ncer/p3/project_websites/2006/	87	90	00:03:51
58.	Jeopardy! Quizzes America with Environmental Clues Newsroom Archive Newsroom P3 NCER ORD US EPA http://es.epa.gov/ncer/p3/press/05_07_07.html	86	87	00:04:38

	Pages	Visits	Views	Average Time Viewed
59.	Student Group Tests Solar Greenhouse Energy Efficiency Newsroom P3 NCER ORD US EPA http://es.epa.gov/ncer/p3/press/04_26_07_mti_mes.html	85	87	00:00:21
60.	2004 P3 Projects Past P3 Projects P3 NCER ORD US EPA http://es.epa.gov/ncer/p3/project_websites/2004_project_websites.html	83	83	00:02:23
61.	Judges P3 NCER ORD US EPA http://es.epa.gov/ncer/p3/judges.html	83	85	00:03:21
62.	2005 In Process Project Photos P3 NCER ORD US EPA http://es.epa.gov/ncer/p3/project_photos/2005_projects.html	82	84	00:03:32
63.	2006 National Expo Photo Gallery P3: People, Prosperity and the Planet Student Design Competition for Sustainability US EPA http://es.epa.gov/ncer/p3/event_2006/event_photos/mall_event_general/expo.html	80	81	00:04:56
64.	SU833562 2008 Project Descriptions P3 NCER ORD US EPA http://es.epa.gov/ncer/p3/project_websites/2008/su833562.html	80	81	00:02:07
65.	Publications P3 NCER ORD US EPA http://es.epa.gov/ncer/p3/publications.html	79	81	00:04:44
66.	Page Title P3 NCER ORD US EPA http://es.epa.gov/ncer/p3/awardplanet.html	79	79	00:04:07
67.	Employment Resources Forum P3 NCER ORD US EPA http://es.epa.gov/ncer/p3/forum/employ.html	78	79	00:05:03
68.	Eligibility P3 NCER ORD US EPA http://es.epa.gov/ncer/p3/eligibility/	78	83	00:06:07
69.	P3 Newsroom Archive 2006 Newsroom P3 NCER ORD US EPA http://es.epa.gov/ncer/P3/press/	78	80	00:04:18
70.	EPA: P3 Award: Press Release http://es.epa.gov/ncer/p3/projects/	77	90	00:04:50
71.	Resources P3 NCER ORD US EPA http://es.epa.gov/ncer/p3/resources.html	77	77	00:03:16
72.	SU833524 2008 Project Descriptions P3 NCER ORD US EPA http://es.epa.gov/ncer/p3/project_websites/2008/su833524.html	77	80	00:04:14
73.	2008 National Expo Photo Gallery P3 NCER ORD US EPA http://es.epa.gov/ncer/p3/event_2008/event_photos/expo/expo.html	76	78	00:03:08

	Pages	Visits	Views	Average Time Viewed
74.	Past P3 Projects by Topic Past P3 Projects P3 NCER ORD US EPA http://es.epa.gov/ncer/p3/abtable1.html	76	79	00:04:40
75.	SU833528 2008 Project Descriptions P3 NCER ORD US EPA http://es.epa.gov/ncer/p3/project_websites/2008/su833528.html	76	77	00:04:17
76.	2006 Award Ceremony Photo Gallery P3: People, Prosperity and the Planet Student Design Competition for Sustainability US EPA http://es.epa.gov/ncer/p3/event_2006/event_photos/awards/awards.html	76	77	00:06:55
77.	Media Archive Info For P3 NCER ORD US EPA http://es.epa.gov/ncer/p3/info/media_archive.html	75	76	00:03:09
78.	2007 National Expo Photo Gallery P3 NCER ORD US EPA http://es.epa.gov/ncer/p3/event_2007/event_photos/expo/expo.html	75	77	00:02:32
79.	National Sustainable Design Expo Co-Sponsors Information For P3 NCER ORD US EPA http://es.epa.gov/ncer/p3/info/cosponsors_archive.html	75	76	00:03:37
80.	Prosperity - Small Business Phase II - P3 Award Winners P3 NCER ORD US EPA http://es.epa.gov/ncer/p3/awardsmallbiz.html	75	79	00:02:03
81.	2005 Photo Gallery P3 NCER ORD US EPA http://es.epa.gov/ncer/p3/event_2005/event_photos/award_ceremony/awards.html	74	75	00:02:51
82.	2005 Phase 2 Award Winners and Honorable Mentions 2006 Newsroom P3 NCER ORD US EPA http://es.epa.gov/ncer/p3/project_websites/2004_phase_2_project_websites.html	74	75	00:04:34
83.	People - Education Phase II - P3 Award Winners P3: People, Prosperity and the Planet Student Design Competition for Sustainability US EPA http://es.epa.gov/ncer/p3/awardededucation.html	74	74	00:03:30
84.	SU833553 2008 Project Descriptions P3 NCER ORD US EPA http://es.epa.gov/ncer/p3/project_websites/2008/su833553.html	73	74	00:02:17

	Pages	Visits	Views	Average Time Viewed
85.	SU833546 2008 Project Descriptions P3 NCER ORD US EPA http://es.epa.gov/ncer/p3/project_websites/2008/su833546.html	73	73	00:02:49
86.	Shedding Light on Clean Drinking Water P3 NCER ORD US EPA http://es.epa.gov/ncer/P3/success/berkeley.html	71	71	00:02:56
87.	2007 Award Ceremony Photo Gallery P3 NCER ORD US EPA http://es.epa.gov/ncer/p3/event_2007/event_photos/awards/awards.html	71	72	00:02:02
88.	Knowing the Score Helps Students Save Energy P3 NCER ORD US EPA http://es.epa.gov/ncer/p3/success/oberlinfeature.html	71	71	00:05:08
89.	EPA: NCER: P3: People, Prosperity and the Planet Student Design Competition for Sustainability: A National Student Design Competition for Sustainability focusing on People, Prosperity, and the Planet http://es.epa.gov/ncer/p3/designs_sustain_rfp_2005.html	70	72	00:05:04
90.	SU833521 2008 Project Descriptions P3 NCER ORD US EPA http://es.epa.gov/ncer/p3/project_websites/2008/su833521.html	70	70	00:04:36
91.	Photos of the 2005 National Expo Photo Gallery P3 NCER ORD US EPA http://es.epa.gov/ncer/p3/event_2005/event_photos/general_mall_photos/expo.html	70	71	00:03:47
92.	SU833547 2008 Project Descriptions P3 NCER ORD US EPA http://es.epa.gov/ncer/p3/project_websites/2008/su833547.html	69	70	00:02:20
93.	Judges Photo Photo Gallery P3 NCER ORD US EPA http://es.epa.gov/ncer/p3/event_2005/event_photos/judges/judges.html	68	69	00:02:56
94.	2008 P3 Competitors Photo Gallery P3 NCER ORD US EPA http://es.epa.gov/ncer/p3/event_2008/event_photos/teams/2008_competitors.html	68	83	00:03:08
95.	SU833551 2008 Project Descriptions P3 NCER ORD US EPA http://es.epa.gov/ncer/p3/project_websites/2008/su833551.html	68	68	00:03:24
96.	SU833529 2008 Project Descriptions P3 NCER ORD US EPA http://es.epa.gov/ncer/p3/project_websites/2008/su833529.html	68	68	00:03:06

	Pages	Visits	Views	Average Time Viewed
97.	SU833544 2008 Project Descriptions P3 NCER ORD US EPA http://es.epa.gov/ncer/p3/project_websites/2008/su833544.html	67	67	00:02:41
98.	SU833554 2008 Project Descriptions P3 NCER ORD US EPA http://es.epa.gov/ncer/p3/project_websites/2008/su833554.html	67	67	00:03:40
99.	SU833545 2008 Project Descriptions P3 NCER ORD US EPA http://es.epa.gov/ncer/p3/project_websites/2008/su833545.html	67	67	00:02:57
100.	SU833539 2008 Project Descriptions P3 NCER ORD US EPA http://es.epa.gov/ncer/p3/project_websites/2008/su833539.html	67	67	00:03:29
101.	2007 P3 Competitors Photo Gallery P3 NCER ORD US EPA http://es.epa.gov/ncer/p3/event_2007/event_photos/teams/2007_competitors.html	67	69	00:05:03
102.	2006-2007 Project Descriptions and Photos P3 NCER ORD US EPA http://es.epa.gov/ncer/p3/project_websites/2006/project_websites.html	66	67	00:02:45
103.	SU833179 2006 Project Descriptions and Photos P3 NCER ORD US EPA http://es.epa.gov/ncer/p3/project_websites/2006/su833179.html	66	66	00:04:35
104.	SU833513 2008 Project Descriptions P3 NCER ORD US EPA http://es.epa.gov/ncer/p3/project_websites/2008/su833513.html	66	66	00:04:59
105.	SU833543 2008 Project Descriptions P3 NCER ORD US EPA http://es.epa.gov/ncer/p3/project_websites/2008/su833543.html	66	66	00:03:30
106.	2005 P3 Competitors P3 NCER ORD US EPA http://es.epa.gov/ncer/p3/project_photos/2005_competitors.html	66	67	00:03:23
107.	SU833561 2008 Project Descriptions P3 NCER ORD US EPA http://es.epa.gov/ncer/p3/project_websites/2008/su833561.html	66	66	00:03:05
108.	SU833512 2008 Project Descriptions P3 NCER ORD US EPA http://es.epa.gov/ncer/p3/project_websites/2008/su833512.html	66	66	00:01:46

	Pages	Visits	Views	Average Time Viewed
109.	Speaker's Biographies Awards Ceremony 2006 Newsroom P3 NCER ORD US EPA http://es.epa.gov/ncer/p3/press/awardsbios.html	66	66	00:02:23
110.	SU833534 2008 Project Descriptions P3 NCER ORD US EPA http://es.epa.gov/ncer/p3/project_websites/2008/su833534.html	66	66	00:02:34
111.	SU833530 2008 Project Descriptions P3 NCER ORD US EPA http://es.epa.gov/ncer/p3/project_websites/2008/su833530.html	65	65	00:01:59
112.	SU833560 2008 Project Descriptions P3 NCER ORD US EPA http://es.epa.gov/ncer/p3/project_websites/2008/su833560.html	65	65	00:02:04
113.	SU833535 2008 Project Descriptions P3 NCER ORD US EPA http://es.epa.gov/ncer/p3/project_websites/2008/su833535.html	65	66	00:01:33
114.	SU833538 2008 Project Descriptions P3 NCER ORD US EPA http://es.epa.gov/ncer/p3/project_websites/2008/su833538.html	65	65	00:03:34
115.	SU833517 2008 Project Descriptions P3 NCER ORD US EPA http://es.epa.gov/ncer/p3/project_websites/2008/su833517.html	65	65	00:02:45
116.	SU833549 2008 Project Descriptions P3 NCER ORD US EPA http://es.epa.gov/ncer/p3/project_websites/2008/su833549.html	65	65	00:04:07
117.	SU833149 2006 Project Descriptions and Photos P3 NCER ORD US EPA http://es.epa.gov/ncer/p3/project_websites/2006/su833149.html	64	64	00:02:38
118.	The Virtual World Lets Students Ponder How to Save Mother Earth Newsroom P3 NCER ORD US EPA http://es.epa.gov/ncer/p3/press/11_14_06.html	64	64	00:01:41
119.	Lynden Cows Fuel WWU Vehicle Newsroom P3 NCER ORD US EPA http://es.epa.gov/ncer/p3/press/05_02_07_lynden.html	63	63	00:00:47
120.	SU833523 2008 Project Descriptions P3 NCER ORD US EPA http://es.epa.gov/ncer/p3/project_websites/2008/su833523.html	62	62	00:03:06

	Pages	Visits	Views	Average Time Viewed
121.	SU833175 2006 Project Descriptions and Photos P3 NCER ORD US EPA http://es.epa.gov/ncer/p3/project_websites/2006/su833175.html	62	62	00:03:16
122.	SU833541 2008 Project Descriptions P3 NCER ORD US EPA http://es.epa.gov/ncer/p3/project_websites/2008/su833541.html	62	62	00:02:25
123.	Green Technology at the Sustainable Design http://es.epa.gov/ncer/p3/press/may_12_2006d_0wn.html	62	62	00:02:02
124.	SU833548 2008 Project Descriptions P3 NCER ORD US EPA http://es.epa.gov/ncer/p3/project_websites/2008/su833548.html	62	63	00:02:01
125.	P3 Award Competition P3 NCER ORD US EPA http://es.epa.gov/ncer/p3/awardcomp.html	62	62	00:03:41
126.	SU833518 2008 Project Descriptions P3 NCER ORD US EPA http://es.epa.gov/ncer/p3/project_websites/2008/su833518.html	62	62	00:03:34
127.	SU832486 2005 Project Descriptions and Photos P3 NCER ORD US EPA http://es.epa.gov/ncer/p3/project_websites/2005/su832486.html	61	61	00:03:15
128.	SU833188 2006 Project Descriptions and Photos P3 NCER ORD US EPA http://es.epa.gov/ncer/p3/project_websites/2006/su833188.html	61	61	00:02:32
129.	41 P3 Grants Awarded 2006 Newsroom P3 NCER ORD US EPA http://es.epa.gov/ncer/p3/press/news_article_102705.html	61	61	00:03:33
130.	SU833170 2006 Project Descriptions and Photos P3 NCER ORD US EPA http://es.epa.gov/ncer/p3/project_websites/2006/su833170.html	61	61	00:05:36
131.	SU833520 2008 Project Descriptions P3 NCER ORD US EPA http://es.epa.gov/ncer/p3/project_websites/2008/su833520.html	61	61	00:02:50
132.	Greening the Campus: Improving the Environmental Performance of Buildings and Institutions P3 NCER ORD US EPA http://es.epa.gov/ncer/p3/success/oberlin.html	61	62	00:04:03

	Pages	Visits	Views	Average Time Viewed
133.	EPA Sustainability Programs P3 NCER ORD US EPA http://es.epa.gov/ncer/p3/epa/	60	62	00:06:55
134.	SU833157 2006 Project Descriptions and Photos P3 NCER ORD US EPA http://es.epa.gov/ncer/p3/project_websites/2006/su833157.html	60	60	00:03:35
135.	SU833169 2006 Project Descriptions and Photos P3 NCER ORD US EPA http://es.epa.gov/ncer/p3/project_websites/2006/su833169.html	60	62	00:02:39
136.	SU833147 2006 Project Descriptions and Photos P3 NCER ORD US EPA http://es.epa.gov/ncer/p3/project_websites/2006/su833147.html	60	61	00:03:17
137.	SU833522 2008 Project Descriptions P3 NCER ORD US EPA http://es.epa.gov/ncer/p3/project_websites/2008/su833522.html	60	60	00:03:25
138.	Student Sustainability Competition Newsroom P3 NCER ORD US EPA http://es.epa.gov/ncer/p3/press/blog_11_18_06_oildrum.html	60	61	00:01:08
139.	SU833173 2006 Project Descriptions and Photos P3 NCER ORD US EPA http://es.epa.gov/ncer/p3/project_websites/2006/su833173.html	60	61	00:04:23
140.	SU832488 2005 Project Descriptions and Photos P3 NCER ORD US EPA http://es.epa.gov/ncer/p3/project_websites/2005/su832488.html	59	59	00:03:14
141.	SU832512 2005 Project Descriptions and Photos P3 NCER ORD US EPA http://es.epa.gov/ncer/p3/project_websites/2005/su832512.html	59	60	00:03:30
142.	Western Wins \$75,000 Grant - EPA Grant To Bolster Biogas Refinery Built By Students Newsroom P3 NCER ORD US EPA http://es.epa.gov/ncer/p3/press/05_01_07_western.html	59	59	00:03:11
143.	NEWS RELEASE P3 NCER ORD US EPA http://es.epa.gov/ncer/P3/press/archive/news_release_051705.html	59	59	00:01:55
144.	SU832503 2005 Project Descriptions and Photos P3 NCER ORD US EPA http://es.epa.gov/ncer/p3/project_websites/2005/su832503.html	59	59	00:03:39

	Pages	Visits	Views	Average Time Viewed
145.	Senator Clinton Congratulates Clarkson University Students on Winning http://es.epa.gov/ncer/p3/press/may_11_2006hillary.html	59	59	00:03:49
146.	2006 National Mall P3 Award Competition Agenda P3 NCER ORD US EPA http://es.epa.gov/ncer/p3/press/agenda06.html	59	64	00:03:43
147.	Community Essay 2006 Newsroom P3 NCER ORD US EPA http://es.epa.gov/ncer/p3/press/zimmerman_essay_10_19_2005.html	58	58	00:02:00
148.	SU833187 2006 Project Descriptions and Photos P3 NCER ORD US EPA http://es.epa.gov/ncer/p3/project_websites/2006/su833187.html	58	58	00:03:39
149.	SU833152 2006 Project Descriptions and Photos P3 NCER ORD US EPA http://es.epa.gov/ncer/p3/project_websites/2006/su833152.html	58	60	00:03:22
150.	SU832510 2005 Project Descriptions and Photos P3 NCER ORD US EPA http://es.epa.gov/ncer/p3/project_websites/2005/su832510.html	57	57	00:01:47
151.	SU832495 2005 Project Descriptions and Photos P3 NCER ORD US EPA http://es.epa.gov/ncer/p3/project_websites/2005/su832495.html	57	57	00:02:18
152.	SU832484 2005 Project Descriptions and Photos P3 NCER ORD US EPA http://es.epa.gov/ncer/p3/event_2006/su832484/su832484.html	57	59	00:01:56
153.	Project Descriptions and Photos P3 NCER ORD US EPA http://es.epa.gov/ncer/p3/project_websites/2004/su831883.html	57	57	00:03:33
154.	SU833183 2006 Project Descriptions and Photos P3 NCER ORD US EPA http://es.epa.gov/ncer/p3/project_websites/2006/su833183.html	57	58	00:01:55
155.	SU833155 2006 Project Descriptions and Photos P3 NCER ORD US EPA http://es.epa.gov/ncer/p3/project_websites/2006/su833155.html	57	58	00:02:03
156.	SU832489 2005 Project Descriptions and Photos P3 NCER ORD US EPA http://es.epa.gov/ncer/p3/project_websites/2005/su832489.html	56	56	00:02:18

	Pages	Visits	Views	Average Time Viewed
157.	Project Descriptions and Photos P3 NCER ORD US EPA http://es.epa.gov/ncer/p3/project_websites/2004/su831830.html	56	56	00:02:43
158.	University Of New Hampshire Students Without Borders Draw Water From Sand Newsroom P3 NCER ORD US EPA http://es.epa.gov/ncer/p3/press/04_24_07_statesnews.html	56	57	00:02:03
159.	Project Descriptions and Photos P3 NCER ORD US EPA http://es.epa.gov/ncer/p3/project_websites/2004/su831825.html	56	56	00:03:03
160.	ASU Student Team Wins EPA Award for Solar Greenhouse Newsroom P3 NCER ORD US EPA http://es.epa.gov/ncer/p3/press/05_07_07_asu.html	56	56	00:02:36
161.	SU832484 2005 Project Descriptions and Photos P3 NCER ORD US EPA http://es.epa.gov/ncer/p3/project_websites/2005/su832484.html	56	57	00:03:08
162.	SU832509 2005 Project Descriptions and Photos P3 NCER ORD US EPA http://es.epa.gov/ncer/p3/project_websites/2005/su832509.html	56	56	00:02:33
163.	Illinois Team Is A Winner In EPA Competition Newsroom P3 NCER ORD US EPA http://es.epa.gov/ncer/p3/press/05_01_07_uuic.html	56	56	00:00:51
164.	2008 Award Ceremony Photo Gallery P3 NCER ORD US EPA http://es.epa.gov/ncer/p3/event_2008/event_photos/awards/awards.html	56	59	00:02:45
165.	SU832494 2005 Project Descriptions and Photos P3 NCER ORD US EPA http://es.epa.gov/ncer/p3/project_websites/2005/su832494.html	55	55	00:03:42
166.	SU832487 2005 Project Descriptions and Photos P3 NCER ORD US EPA http://es.epa.gov/ncer/p3/project_websites/2005/su832487.html	55	55	00:02:21
167.	Community Milestones Newsroom P3 NCER ORD US EPA http://es.epa.gov/ncer/p3/press/05_07_07_ws.html	55	55	00:02:50
168.	Project Descriptions and Photos P3 NCER ORD US EPA http://es.epa.gov/ncer/p3/project_websites/2004/su831827.html	55	55	00:03:06

	Pages	Visits	Views	Average Time Viewed
169.	Student Engineering Group Wins Honorable http://es.epa.gov/ncer/P3/press/may_17_2006iowa.html	55	55	00:02:54
170.	Clarkson University Sustainable Design Team presenting research at National Design competition 2006 Newsroom P3 NCER ORD US EPA http://es.epa.gov/ncer/p3/press/may_10_2006wwti.html	55	56	00:02:04
171.	"Growing" Buildings 2006 Newsroom P3 NCER ORD US EPA http://es.epa.gov/ncer/p3/press/may_14_2006.html	55	55	00:02:52
172.	The Report Card 2007 Newsroom P3 NCER ORD US EPA http://es.epa.gov/ncer/p3/press/05_14_07.html	55	56	00:01:07
173.	National Sustainable Design Expo featuring EPA's P3 Award 2006 Newsroom P3 NCER ORD US EPA http://es.epa.gov/ncer/p3/press/may_9_2006nae.html	55	55	00:02:17
174.	SU833148 2006 Project Descriptions and Photos P3 NCER ORD US EPA http://es.epa.gov/ncer/p3/project_websites/2006/su833148.html	55	55	00:03:51
175.	Professors, Students Make Environmentally Sustainable House Newsroom P3 NCER ORD US EPA http://es.epa.gov/ncer/p3/press/04_26_07_balstate.html	55	55	00:02:17
176.	College Students Lead the U.S.towards a Greener Future - EPA P3 Awards Winners Newsroom P3 NCER ORD US EPA http://es.epa.gov/ncer/p3/press/04_27_07_presszoom.html	55	55	00:02:21
177.	National Sustainable Design Expo Highlights Student Work 2006 Newsroom P3 NCER ORD US EPA http://es.epa.gov/ncer/p3/press/may_12_2006vaoa.html	54	55	00:02:19
178.	SU832477 2005 Project Descriptions and Photos P3 NCER ORD US EPA http://es.epa.gov/ncer/p3/project_websites/2005/su832477.html	54	54	00:02:34
179.	Project Descriptions and Photos P3 NCER ORD US EPA http://es.epa.gov/ncer/p3/project_websites/2004/su831863.html	54	54	00:03:46

	Pages	Visits	Views	Average Time Viewed
180.	College Students Lead the U.S.towards a Greener Future: EPA P3 Awards Winners http://es.epa.gov/ncer/p3/press/04_26_07_usfed_greener.html	54	54	00:02:28
181.	SU832485 2005 Project Descriptions and Photos P3 NCER ORD US EPA http://es.epa.gov/ncer/p3/project_websites/2005/su832485.html	54	54	00:01:36
182.	SU832474 2005 Project Descriptions and Photos P3 NCER ORD US EPA http://es.epa.gov/ncer/p3/project_websites/2005/su832474.html	54	54	00:01:45
183.	P3: People, Prosperity and the Planet Student Design Competition for Sustainability Newsroom P3 NCER ORD US EPA http://es.epa.gov/ncer/p3/press/blog_04_27_07_tech.html	54	54	00:01:41
184.	Larsen Congratulates Western Washington Students On Winning EPA's P3 Award Newsroom P3 NCER ORD US EPA http://es.epa.gov/ncer/p3/press/04_26_07_stateneews.html	54	54	00:01:57
185.	Project Descriptions and Photos P3 NCER ORD US EPA http://es.epa.gov/ncer/p3/project_websites/2004/su831892.html	54	55	00:03:47
186.	SU833195 2006 Project Descriptions and Photos P3 NCER ORD US EPA http://es.epa.gov/ncer/p3/project_websites/2006/su833195.html	54	54	00:01:38
187.	See the Future Today 2006 Newsroom P3 NCER ORD US EPA http://es.epa.gov/ncer/p3/press/may_01_2006.html	54	54	00:02:18
188.	SU832505 2005 Project Descriptions and Photos P3 NCER ORD US EPA http://es.epa.gov/ncer/p3/project_websites/2005/su832505.html	54	55	00:02:39
189.	EPA P3 Award Winners Announced at the 2006 National Sustainable Design Expo 2006 Newsroom P3 NCER ORD US EPA http://es.epa.gov/ncer/p3/press/may_23_2006smart.html	54	55	00:01:54
190.	Project Descriptions and Photos P3 NCER ORD US EPA http://es.epa.gov/ncer/p3/project_websites/2004/su831896.html	54	54	00:02:34

	Pages	Visits	Views	Average Time Viewed
191.	P3: People, Prosperity and the Planet 2006 Newsroom P3 NCER ORD US EPA http://es.epa.gov/ncer/p3/press/may_15_2006fed.html	54	54	00:02:55
192.	Project Descriptions and Photos P3 NCER ORD US EPA http://es.epa.gov/ncer/p3/project_websites/2004/su831821.html	54	54	00:03:05
193.	Project Descriptions and Photos P3 NCER ORD US EPA http://es.epa.gov/ncer/p3/project_websites/2004/su831897.html	54	54	00:03:42
194.	CLOSED-LOOP BIODIESEL PRODUCTION AMONG WINNERSAT NATIONAL SUSTAINABLE DESIGN EXPO 2006 Newsroom P3 NCER ORD US EPA http://es.epa.gov/ncer/p3/press/may_11_2006esi.html	54	55	00:01:27
195.	SU832490 2005 Project Descriptions and Photos P3 NCER ORD US EPA http://es.epa.gov/ncer/p3/project_websites/2005/su832490.html	54	54	00:02:41
196.	Project Descriptions and Photos P3 NCER ORD US EPA http://es.epa.gov/ncer/p3/project_websites/2004/su831810.html	54	54	00:02:39
197.	SU833178 2006 Project Descriptions and Photos P3 NCER ORD US EPA http://es.epa.gov/ncer/p3/project_websites/2006/su833178.html	54	55	00:03:02
198.	Project Descriptions and Photos P3 NCER ORD US EPA http://es.epa.gov/ncer/p3/project_websites/2004/su831855.html	54	54	00:02:14
199.	Project Descriptions and Photos P3 NCER ORD US EPA http://es.epa.gov/ncer/p3/project_websites/2004/su831831.html	54	54	00:03:36
200.	SU833172 2006 Project Descriptions and Photos P3 NCER ORD US EPA http://es.epa.gov/ncer/p3/project_websites/2006/su833172.html	54	55	00:02:11
Subtotal for rows: 1 - 200		-	23,375	-
Other		-	24,822	-
Total		-	48,197	-

items 1-200 of 1142

Pages

	Pages	Average Time to Serve (ms)
1.	National Sustainable Design Expo 2008 P3 NCER ORD US EPA http://es.epa.gov/ncer/p3/expo/expo_2008.html	0
2.	P3 NCER ORD US EPA http://es.epa.gov/ncer/P3/	0
3.	Basic Information P3 NCER ORD US EPA http://es.epa.gov/ncer/p3/fact_sheet.html	0
4.	2008/2009 P3 Teams P3 NCER ORD US EPA http://es.epa.gov/ncer/p3/current/	0
5.	National Sustainable Design Expo P3 NCER ORD US EPA http://es.epa.gov/ncer/p3/expo/	0
6.	2008 P3 Award Winners P3 Award Winners and Successes P3 NCER ORD US EPA http://es.epa.gov/ncer/p3/project_websites/2008/2008awardwinners.html	0
7.	P3 Award Winners P3 NCER ORD US EPA http://es.epa.gov/ncer/p3/success/	0
8.	How to Apply Phase I - Project Development P3 NCER ORD US EPA http://es.epa.gov/ncer/p3/apply/	0
9.	Information for P3 Teams P3 NCER ORD US EPA http://es.epa.gov/ncer/p3/teams/	0
10.	P3 and Other Awards Ceremony P3 NCER ORD US EPA http://es.epa.gov/ncer/p3/ceremony/	0
11.	2008 Expo and P3 Videos P3 NCER ORD US EPA http://es.epa.gov/ncer/p3/multimedia.html	0
12.	Photo Gallery P3 NCER ORD US EPA http://es.epa.gov/ncer/p3/photo.html	0
13.	Current Partners Information for Partners P3 NCER ORD US EPA http://es.epa.gov/ncer/p3/partners/	0
14.	Past P3 Projects P3 NCER ORD US EPA http://es.epa.gov/ncer/p3/past/	0

	Pages	Average Time to Serve (ms)
15.	2007 P3 Award Winners P3 Award Winners and Successes P3 NCER ORD US EPA http://es.epa.gov/ncer/p3/project_websites/2007/2007awardwinners.html	0
16.	Forum P3 NCER ORD US EPA http://es.epa.gov/ncer/p3/forum/	0
17.	Grant Recipients P3 NCER ORD US EPA http://es.epa.gov/ncer/p3/grantrecip.html	0
18.	Videos: Expo and P3 Overviews P3 NCER ORD US EPA http://es.epa.gov/ncer/p3/overviews.html	0
19.	2006 P3 Award Winners P3 Award Winners and Successes P3 NCER ORD US EPA http://es.epa.gov/ncer/p3/project_websites/2006/2006awardwinners.html	0
20.	Newsroom P3 NCER ORD US EPA http://es.epa.gov/ncer/p3/news.html	0
21.	Information for Partners Info For P3 NCER ORD US EPA http://es.epa.gov/ncer/p3/info/partners.html	0
22.	Info for Exhibitors Information For P3 NCER ORD US EPA http://es.epa.gov/ncer/p3/become_exhibitor.html	0
23.	Forms P3 NCER ORD US EPA http://es.epa.gov/ncer/P3/forms/	0
24.	Info for Co-Sponsors Information For P3 NCER ORD US EPA http://es.epa.gov/ncer/p3/info/cosponsors.html	0
25.	EPA: NCER: P3 Award: A National Student Design Competition for Sustainability focusing on People, Prosperity, and the Planet http://es.epa.gov/ncer/P3/designs_sustain_rfp.html	0
26.	2007/2008 P3 Teams Past P3 Projects P3 NCER ORD US EPA http://es.epa.gov/ncer/p3/project_websites/2008/	0
27.	Application Overview Phase I - P3 Grant Competition/Proof of Concept P3 NCER ORD US EPA http://es.epa.gov/ncer/p3/appoverview.html	0
28.	Draft Schedule of Events National Sustainable Design Expo P3 NCER ORD US EPA http://es.epa.gov/ncer/p3/expo/events.html	0

	Pages	Average Time to Serve (ms)
29.	National Sustainable Design Expo Archive P3 NCER ORD US EPA http://es.epa.gov/ncer/p3/expo/expo_archive.html	0
30.	Other Sustainability Resources P3 NCER ORD US EPA http://es.epa.gov/ncer/p3/other/	0
31.	National Mall Map 2006 Newsroom P3 NCER ORD US EPA http://es.epa.gov/ncer/p3/press/mall_map.html	0
32.	Peer Review Phase I - Project Development P3 NCER ORD US EPA http://es.epa.gov/ncer/p3/peerreview.html	0
33.	Frequent Questions National Sustainable Design Expo P3 NCER ORD US EPA http://es.epa.gov/ncer/p3/expo/faq.html	0
34.	Car Fueled With Biogas From Cow Manure: WWU Students Convert Methane Into Natural Gas Newsroom P3 NCER ORD US EPA http://es.epa.gov/ncer/p3/press/04_22_07.html	0
35.	Phase I - Project Development P3 NCER ORD US EPA http://es.epa.gov/ncer/p3/phaseIproof.html	0
36.	http://es.epa.gov/ncer/p3/event_2008/08_date_loc.html	0
37.	Media Info For P3 NCER ORD US EPA http://es.epa.gov/ncer/p3/info/media.html	0
38.	Logistics National Sustainable Design Expo P3 NCER ORD US EPA http://es.epa.gov/ncer/p3/expo/logistics.html	0
39.	Additional Awards P3 Award Competition P3 NCER ORD US EPA http://es.epa.gov/ncer/p3/addawards.html	0
40.	Information For P3 NCER ORD US EPA http://es.epa.gov/ncer/p3/info/	0
41.	Sustainability Challenge Areas P3 NCER ORD US EPA http://es.epa.gov/ncer/p3/challengearea.html	0
42.	AAAS Research Programs Forum P3 NCER ORD US EPA http://es.epa.gov/ncer/p3/forum/aaas.html	0
43.	2005 Project Descriptions and Photos P3 NCER ORD US EPA http://es.epa.gov/ncer/p3/project_websites/2005/2005_phase_1_project_websites.html	0

	Pages	Average Time to Serve (ms)
44.	Contact Us P3 NCER ORD US EPA http://es.epa.gov/ncer/p3/contact.html	0
45.	Solicitation Opens Phase I - Project Development P3 NCER ORD US EPA http://es.epa.gov/ncer/p3/solopen.html	0
46.	Forms National Sustainable Design Expo P3 NCER ORD US EPA http://es.epa.gov/ncer/p3/expo/forms.html	0
47.	University Teams Earn Sustainable Design Prizes - Biomethane Car And Learning Barge Among The Projects On The National Mall Newsroom P3 NCER ORD US EPA http://es.epa.gov/ncer/p3/press/04_26_07_msnbc.html	0
48.	Phase II - P3 Award Winners P3 NCER ORD US EPA http://es.epa.gov/ncer/p3/award_winners.html	0
49.	2008 Event Date and Location P3 NCER ORD US EPA http://es.epa.gov/ncer/p3/event_2009/09_date_loc.html	0
50.	Announcements and Discussion Area Information for P3 Teams P3 NCER ORD US EPA http://es.epa.gov/ncer/p3/event_2008/08_announcements.html	0
51.	2006 Award Ceremony Agenda 2006 Newsroom P3 NCER ORD US EPA http://es.epa.gov/ncer/p3/press/awardagenda06.html	0
52.	Making Water Treatment Plants Sustainable P3 NCER ORD US EPA http://es.epa.gov/ncer/P3/success/lehigh.html	0
53.	Phase II - P3 Award Winners P3 NCER ORD US EPA http://es.epa.gov/ncer/p3/phase2follow.html	0
54.	2008 Expo and P3 Audio Files P3 NCER ORD US EPA http://es.epa.gov/ncer/p3/event_2008/audio_files/	0
55.	2006 P3 Competitors Photo Gallery P3 NCER ORD US EPA http://es.epa.gov/ncer/p3/event_2006/2006_competitors.html	0
56.	Notification Phase I - Project Development P3 NCER ORD US EPA http://es.epa.gov/ncer/P3/notification.html	0

	Pages	Average Time to Serve (ms)
57.	2006/2007 P3 Teams P3 NCER ORD US EPA http://es.epa.gov/ncer/p3/project_websites/2006/	0
58.	Jeopardy! Quizzes America with Environmental Clues Newsroom Archive Newsroom P3 NCER ORD US EPA http://es.epa.gov/ncer/p3/press/05_07_07.html	0
59.	Student Group Tests Solar Greenhouse Energy Efficiency Newsroom P3 NCER ORD US EPA http://es.epa.gov/ncer/p3/press/04_26_07_mti mes.html	0
60.	2004 P3 Projects Past P3 Projects P3 NCER ORD US EPA http://es.epa.gov/ncer/p3/project_websites/2004_project_websites.html	0
61.	Judges P3 NCER ORD US EPA http://es.epa.gov/ncer/p3/judges.html	0
62.	2005 In Process Project Photos P3 NCER ORD US EPA http://es.epa.gov/ncer/p3/project_photos/2005_projects.html	0
63.	2006 National Expo Photo Gallery P3: People, Prosperity and the Planet Student Design Competition for Sustainability US EPA http://es.epa.gov/ncer/p3/event_2006/event_photos/mall_event_general/expo.html	0
64.	SU833562 2008 Project Descriptions P3 NCER ORD US EPA http://es.epa.gov/ncer/p3/project_websites/2008/su833562.html	0
65.	Publications P3 NCER ORD US EPA http://es.epa.gov/ncer/p3/publications.html	0
66.	Page Title P3 NCER ORD US EPA http://es.epa.gov/ncer/p3/awardplanet.html	0
67.	Employment Resources Forum P3 NCER ORD US EPA http://es.epa.gov/ncer/p3/forum/employ.html	0
68.	Eligibility P3 NCER ORD US EPA http://es.epa.gov/ncer/p3/eligibility/	0
69.	P3 Newsroom Archive 2006 Newsroom P3 NCER ORD US EPA http://es.epa.gov/ncer/P3/press/	0
70.	EPA: P3 Award: Press Release http://es.epa.gov/ncer/p3/projects/	0
71.	Resources P3 NCER ORD US EPA http://es.epa.gov/ncer/p3/resources.html	0

	Pages	Average Time to Serve (ms)
72.	SU833524 2008 Project Descriptions P3 NCER ORD US EPA http://es.epa.gov/ncer/p3/project_websites/2008/su833524.html	0
73.	2008 National Expo Photo Gallery P3 NCER ORD US EPA http://es.epa.gov/ncer/p3/event_2008/event_photos/expo/expo.html	0
74.	Past P3 Projects by Topic Past P3 Projects P3 NCER ORD US EPA http://es.epa.gov/ncer/p3/abtable1.html	0
75.	SU833528 2008 Project Descriptions P3 NCER ORD US EPA http://es.epa.gov/ncer/p3/project_websites/2008/su833528.html	0
76.	2006 Award Ceremony Photo Gallery P3: People, Prosperity and the Planet Student Design Competition for Sustainability US EPA http://es.epa.gov/ncer/p3/event_2006/event_photos/awards/awards.html	0
77.	Media Archive Info For P3 NCER ORD US EPA http://es.epa.gov/ncer/p3/info/media_archive.html	0
78.	2007 National Expo Photo Gallery P3 NCER ORD US EPA http://es.epa.gov/ncer/p3/event_2007/event_photos/expo/expo.html	0
79.	National Sustainable Design Expo Co-Sponsors Information For P3 NCER ORD US EPA http://es.epa.gov/ncer/p3/info/cosponsors_archive.html	0
80.	Prosperity - Small Business Phase II - P3 Award Winners P3 NCER ORD US EPA http://es.epa.gov/ncer/p3/awardsmallbiz.html	0
81.	2005 Photo Gallery P3 NCER ORD US EPA http://es.epa.gov/ncer/p3/event_2005/event_photos/award_ceremony/awards.html	0
82.	2005 Phase 2 Award Winners and Honorable Mentions 2006 Newsroom P3 NCER ORD US EPA http://es.epa.gov/ncer/p3/project_websites/2004_phase_2_project_websites.html	0

	Pages	Average Time to Serve (ms)
83.	People - Education Phase II - P3 Award Winners P3: People, Prosperity and the Planet Student Design Competition for Sustainability US EPA http://es.epa.gov/ncer/p3/awardededucation.html	0
84.	SU833553 2008 Project Descriptions P3 NCER ORD US EPA http://es.epa.gov/ncer/p3/project_websites/2008/su833553.html	0
85.	SU833546 2008 Project Descriptions P3 NCER ORD US EPA http://es.epa.gov/ncer/p3/project_websites/2008/su833546.html	0
86.	Shedding Light on Clean Drinking Water P3 NCER ORD US EPA http://es.epa.gov/ncer/P3/success/berkeley.html	0
87.	2007 Award Ceremony Photo Gallery P3 NCER ORD US EPA http://es.epa.gov/ncer/p3/event_2007/event_photos/awards/awards.html	0
88.	Knowing the Score Helps Students Save Energy P3 NCER ORD US EPA http://es.epa.gov/ncer/p3/success/oberlinfeature.html	0
89.	EPA: NCER: P3: People, Prosperity and the Planet Student Design Competition for Sustainability: A National Student Design Competition for Sustainability focusing on People, Prosperity, and the Planet http://es.epa.gov/ncer/p3/designs_sustain_rfp_2005.html	0
90.	SU833521 2008 Project Descriptions P3 NCER ORD US EPA http://es.epa.gov/ncer/p3/project_websites/2008/su833521.html	0
91.	Photos of the 2005 National Expo Photo Gallery P3 NCER ORD US EPA http://es.epa.gov/ncer/p3/event_2005/event_photos/general_mall_photos/expo.html	0
92.	SU833547 2008 Project Descriptions P3 NCER ORD US EPA http://es.epa.gov/ncer/p3/project_websites/2008/su833547.html	0
93.	Judges Photo Photo Gallery P3 NCER ORD US EPA http://es.epa.gov/ncer/p3/event_2005/event_photos/judges/judges.html	0

	Pages	Average Time to Serve (ms)
94.	2008 P3 Competitors Photo Gallery P3 NCER ORD US EPA http://es.epa.gov/ncer/p3/event_2008/event_photos/teams/2008_competitors.html	0
95.	SU833551 2008 Project Descriptions P3 NCER ORD US EPA http://es.epa.gov/ncer/p3/project_websites/2008/su833551.html	0
96.	SU833529 2008 Project Descriptions P3 NCER ORD US EPA http://es.epa.gov/ncer/p3/project_websites/2008/su833529.html	0
97.	SU833544 2008 Project Descriptions P3 NCER ORD US EPA http://es.epa.gov/ncer/p3/project_websites/2008/su833544.html	0
98.	SU833554 2008 Project Descriptions P3 NCER ORD US EPA http://es.epa.gov/ncer/p3/project_websites/2008/su833554.html	0
99.	SU833545 2008 Project Descriptions P3 NCER ORD US EPA http://es.epa.gov/ncer/p3/project_websites/2008/su833545.html	0
100.	SU833539 2008 Project Descriptions P3 NCER ORD US EPA http://es.epa.gov/ncer/p3/project_websites/2008/su833539.html	0
101.	2007 P3 Competitors Photo Gallery P3 NCER ORD US EPA http://es.epa.gov/ncer/p3/event_2007/event_photos/teams/2007_competitors.html	0
102.	2006-2007 Project Descriptions and Photos P3 NCER ORD US EPA http://es.epa.gov/ncer/p3/project_websites/2006/project_websites.html	0
103.	SU833179 2006 Project Descriptions and Photos P3 NCER ORD US EPA http://es.epa.gov/ncer/p3/project_websites/2006/su833179.html	0
104.	SU833513 2008 Project Descriptions P3 NCER ORD US EPA http://es.epa.gov/ncer/p3/project_websites/2008/su833513.html	0
105.	SU833543 2008 Project Descriptions P3 NCER ORD US EPA http://es.epa.gov/ncer/p3/project_websites/2008/su833543.html	0

	Pages	Average Time to Serve (ms)
106.	2005 P3 Competitors P3 NCER ORD US EPA http://es.epa.gov/ncer/p3/project_photos/2005_competitors.html	0
107.	SU833561 2008 Project Descriptions P3 NCER ORD US EPA http://es.epa.gov/ncer/p3/project_websites/2008/su833561.html	0
108.	SU833512 2008 Project Descriptions P3 NCER ORD US EPA http://es.epa.gov/ncer/p3/project_websites/2008/su833512.html	0
109.	Speaker's Biographies Awards Ceremony 2006 Newsroom P3 NCER ORD US EPA http://es.epa.gov/ncer/p3/press/awardsbios.html	0
110.	SU833534 2008 Project Descriptions P3 NCER ORD US EPA http://es.epa.gov/ncer/p3/project_websites/2008/su833534.html	0
111.	SU833530 2008 Project Descriptions P3 NCER ORD US EPA http://es.epa.gov/ncer/p3/project_websites/2008/su833530.html	0
112.	SU833560 2008 Project Descriptions P3 NCER ORD US EPA http://es.epa.gov/ncer/p3/project_websites/2008/su833560.html	0
113.	SU833535 2008 Project Descriptions P3 NCER ORD US EPA http://es.epa.gov/ncer/p3/project_websites/2008/su833535.html	0
114.	SU833538 2008 Project Descriptions P3 NCER ORD US EPA http://es.epa.gov/ncer/p3/project_websites/2008/su833538.html	0
115.	SU833517 2008 Project Descriptions P3 NCER ORD US EPA http://es.epa.gov/ncer/p3/project_websites/2008/su833517.html	0
116.	SU833549 2008 Project Descriptions P3 NCER ORD US EPA http://es.epa.gov/ncer/p3/project_websites/2008/su833549.html	0
117.	SU833149 2006 Project Descriptions and Photos P3 NCER ORD US EPA http://es.epa.gov/ncer/p3/project_websites/2006/su833149.html	0

	Pages	Average Time to Serve (ms)
118.	The Virtual World Lets Students Ponder How to Save Mother Earth Newsroom P3 NCER ORD US EPA http://es.epa.gov/ncer/p3/press/11_14_06.html	0
119.	Lynden Cows Fuel WWU Vehicle Newsroom P3 NCER ORD US EPA http://es.epa.gov/ncer/p3/press/05_02_07_lynden.html	0
120.	SU833523 2008 Project Descriptions P3 NCER ORD US EPA http://es.epa.gov/ncer/p3/project_websites/2008/su833523.html	0
121.	SU833175 2006 Project Descriptions and Photos P3 NCER ORD US EPA http://es.epa.gov/ncer/p3/project_websites/2006/su833175.html	0
122.	SU833541 2008 Project Descriptions P3 NCER ORD US EPA http://es.epa.gov/ncer/p3/project_websites/2008/su833541.html	0
123.	Green Technology at the Sustainable Design http://es.epa.gov/ncer/p3/press/may_12_2006d_own.html	0
124.	SU833548 2008 Project Descriptions P3 NCER ORD US EPA http://es.epa.gov/ncer/p3/project_websites/2008/su833548.html	0
125.	P3 Award Competition P3 NCER ORD US EPA http://es.epa.gov/ncer/p3/awardcomp.html	0
126.	SU833518 2008 Project Descriptions P3 NCER ORD US EPA http://es.epa.gov/ncer/p3/project_websites/2008/su833518.html	0
127.	SU832486 2005 Project Descriptions and Photos P3 NCER ORD US EPA http://es.epa.gov/ncer/p3/project_websites/2005/su832486.html	0
128.	SU833188 2006 Project Descriptions and Photos P3 NCER ORD US EPA http://es.epa.gov/ncer/p3/project_websites/2006/su833188.html	0
129.	41 P3 Grants Awarded 2006 Newsroom P3 NCER ORD US EPA http://es.epa.gov/ncer/p3/press/news_article_102705.html	0

	Pages	Average Time to Serve (ms)
■ 130.	SU833170 2006 Project Descriptions and Photos P3 NCER ORD US EPA http://es.epa.gov/ncer/p3/project_websites/2006/su833170.html	0
■ 131.	SU833520 2008 Project Descriptions P3 NCER ORD US EPA http://es.epa.gov/ncer/p3/project_websites/2008/su833520.html	0
■ 132.	Greening the Campus: Improving the Environmental Performance of Buildings and Institutions P3 NCER ORD US EPA http://es.epa.gov/ncer/p3/success/oberlin.html	0
■ 133.	EPA Sustainability Programs P3 NCER ORD US EPA http://es.epa.gov/ncer/p3/epa/	0
■ 134.	SU833157 2006 Project Descriptions and Photos P3 NCER ORD US EPA http://es.epa.gov/ncer/p3/project_websites/2006/su833157.html	0
■ 135.	SU833169 2006 Project Descriptions and Photos P3 NCER ORD US EPA http://es.epa.gov/ncer/p3/project_websites/2006/su833169.html	0
■ 136.	SU833147 2006 Project Descriptions and Photos P3 NCER ORD US EPA http://es.epa.gov/ncer/p3/project_websites/2006/su833147.html	0
■ 137.	SU833522 2008 Project Descriptions P3 NCER ORD US EPA http://es.epa.gov/ncer/p3/project_websites/2008/su833522.html	0
■ 138.	Student Sustainability Competition Newsroom P3 NCER ORD US EPA http://es.epa.gov/ncer/p3/press/blog_11_18_06_oildrum.html	0
■ 139.	SU833173 2006 Project Descriptions and Photos P3 NCER ORD US EPA http://es.epa.gov/ncer/p3/project_websites/2006/su833173.html	0
■ 140.	SU832488 2005 Project Descriptions and Photos P3 NCER ORD US EPA http://es.epa.gov/ncer/p3/project_websites/2005/su832488.html	0
■ 141.	SU832512 2005 Project Descriptions and Photos P3 NCER ORD US EPA http://es.epa.gov/ncer/p3/project_websites/2005/su832512.html	0

	Pages	Average Time to Serve (ms)
142.	Western Wins \$75,000 Grant - EPA Grant To Bolster Biogas Refinery Built By Students Newsroom P3 NCER ORD US EPA http://es.epa.gov/ncer/p3/press/05_01_07_western.html	0
143.	NEWS RELEASE P3 NCER ORD US EPA http://es.epa.gov/ncer/P3/press/archive/news_release_051705.html	0
144.	SU832503 2005 Project Descriptions and Photos P3 NCER ORD US EPA http://es.epa.gov/ncer/p3/project_websites/2005/su832503.html	0
145.	Senator Clinton Congratulates Clarkson University Students on Winning http://es.epa.gov/ncer/p3/press/may_11_2006hillary.html	0
146.	2006 National Mall P3 Award Competition Agenda P3 NCER ORD US EPA http://es.epa.gov/ncer/p3/press/agenda06.html	0
147.	Community Essay 2006 Newsroom P3 NCER ORD US EPA http://es.epa.gov/ncer/p3/press/zimmerman_essay_10_19_2005.html	0
148.	SU833187 2006 Project Descriptions and Photos P3 NCER ORD US EPA http://es.epa.gov/ncer/p3/project_websites/2006/su833187.html	0
149.	SU833152 2006 Project Descriptions and Photos P3 NCER ORD US EPA http://es.epa.gov/ncer/p3/project_websites/2006/su833152.html	0
150.	SU832510 2005 Project Descriptions and Photos P3 NCER ORD US EPA http://es.epa.gov/ncer/p3/project_websites/2005/su832510.html	0
151.	SU832495 2005 Project Descriptions and Photos P3 NCER ORD US EPA http://es.epa.gov/ncer/p3/project_websites/2005/su832495.html	0
152.	SU832484 2005 Project Descriptions and Photos P3 NCER ORD US EPA http://es.epa.gov/ncer/p3/event_2006/su832484/su832484.html	0
153.	Project Descriptions and Photos P3 NCER ORD US EPA http://es.epa.gov/ncer/p3/project_websites/2004/su831883.html	0

	Pages	Average Time to Serve (ms)
154.	SU833183 2006 Project Descriptions and Photos P3 NCER ORD US EPA http://es.epa.gov/ncer/p3/project_websites/2006/su833183.html	0
155.	SU833155 2006 Project Descriptions and Photos P3 NCER ORD US EPA http://es.epa.gov/ncer/p3/project_websites/2006/su833155.html	0
156.	SU832489 2005 Project Descriptions and Photos P3 NCER ORD US EPA http://es.epa.gov/ncer/p3/project_websites/2005/su832489.html	0
157.	Project Descriptions and Photos P3 NCER ORD US EPA http://es.epa.gov/ncer/p3/project_websites/2004/su831830.html	0
158.	University Of New Hampshire Students Without Borders Draw Water From Sand Newsroom P3 NCER ORD US EPA http://es.epa.gov/ncer/p3/press/04_24_07_statesnews.html	0
159.	Project Descriptions and Photos P3 NCER ORD US EPA http://es.epa.gov/ncer/p3/project_websites/2004/su831825.html	0
160.	ASU Student Team Wins EPA Award for Solar Greenhouse Newsroom P3 NCER ORD US EPA http://es.epa.gov/ncer/p3/press/05_07_07_asu.html	0
161.	SU832484 2005 Project Descriptions and Photos P3 NCER ORD US EPA http://es.epa.gov/ncer/p3/project_websites/2005/su832484.html	0
162.	SU832509 2005 Project Descriptions and Photos P3 NCER ORD US EPA http://es.epa.gov/ncer/p3/project_websites/2005/su832509.html	0
163.	Illinois Team Is A Winner In EPA Competition Newsroom P3 NCER ORD US EPA http://es.epa.gov/ncer/p3/press/05_01_07_uuic.html	0
164.	2008 Award Ceremony Photo Gallery P3 NCER ORD US EPA http://es.epa.gov/ncer/p3/event_2008/event_photos/awards/awards.html	0
165.	SU832494 2005 Project Descriptions and Photos P3 NCER ORD US EPA http://es.epa.gov/ncer/p3/project_websites/2005/su832494.html	0

	Pages	Average Time to Serve (ms)
■ 166.	SU832487 2005 Project Descriptions and Photos P3 NCER ORD US EPA http://es.epa.gov/ncer/p3/project_websites/2005/su832487.html	0
■ 167.	Community Milestones Newsroom P3 NCER ORD US EPA http://es.epa.gov/ncer/p3/press/05_07_07_ws.html	0
■ 168.	Project Descriptions and Photos P3 NCER ORD US EPA http://es.epa.gov/ncer/p3/project_websites/2004/su831827.html	0
■ 169.	Student Engineering Group Wins Honorable http://es.epa.gov/ncer/P3/press/may_17_2006iowa.html	0
■ 170.	Clarkson University Sustainable Design Team presenting research at National Design competition 2006 Newsroom P3 NCER ORD US EPA http://es.epa.gov/ncer/p3/press/may_10_2006wwti.html	0
■ 171.	"Growing" Buildings 2006 Newsroom P3 NCER ORD US EPA http://es.epa.gov/ncer/p3/press/may_14_2006.html	0
■ 172.	The Report Card 2007 Newsroom P3 NCER ORD US EPA http://es.epa.gov/ncer/p3/press/05_14_07.html	0
■ 173.	National Sustainable Design Expo featuring EPA's P3 Award 2006 Newsroom P3 NCER ORD US EPA http://es.epa.gov/ncer/p3/press/may_9_2006nae.html	0
■ 174.	SU833148 2006 Project Descriptions and Photos P3 NCER ORD US EPA http://es.epa.gov/ncer/p3/project_websites/2006/su833148.html	0
■ 175.	Professors, Students Make Environmentally Sustainable House Newsroom P3 NCER ORD US EPA http://es.epa.gov/ncer/p3/press/04_26_07_balstate.html	0
■ 176.	College Students Lead the U.S.towards a Greener Future - EPA P3 Awards Winners Newsroom P3 NCER ORD US EPA http://es.epa.gov/ncer/p3/press/04_27_07_prezoom.html	0


	Pages	Average Time to Serve (ms)
177.	National Sustainable Design Expo Highlights Student Work 2006 Newsroom P3 NCER ORD US EPA http://es.epa.gov/ncer/p3/press/may_12_2006v oa.html	0
178.	SU832477 2005 Project Descriptions and Photos P3 NCER ORD US EPA http://es.epa.gov/ncer/p3/project_websites/ 2005/su832477.html	0
179.	Project Descriptions and Photos P3 NCER ORD US EPA http://es.epa.gov/ncer/p3/project_websites/ 2004/su831863.html	0
180.	College Students Lead the U.S.towards a Greener Future: EPA P3 Awards Winners http://es.epa.gov/ncer/p3/press/04_26_07_usf ed_greener.html	0
181.	SU832485 2005 Project Descriptions and Photos P3 NCER ORD US EPA http://es.epa.gov/ncer/p3/project_websites/ 2005/su832485.html	0
182.	SU832474 2005 Project Descriptions and Photos P3 NCER ORD US EPA http://es.epa.gov/ncer/p3/project_websites/ 2005/su832474.html	0
183.	P3: People, Prosperity and the Planet Student Design Competition for Sustainability Newsroom P3 NCER ORD US EPA http://es.epa.gov/ncer/p3/press/blog_04_27_0 7_tech.html	0
184.	Larsen Congratulates Western Washington Students On Winning EPA's P3 Award Newsroom P3 NCER ORD US EPA http://es.epa.gov/ncer/p3/press/04_26_07_sta tenews.html	0
185.	Project Descriptions and Photos P3 NCER ORD US EPA http://es.epa.gov/ncer/p3/project_websites/ 2004/su831892.html	0
186.	SU833195 2006 Project Descriptions and Photos P3 NCER ORD US EPA http://es.epa.gov/ncer/p3/project_websites/ 2006/su833195.html	0
187.	See the Future Today 2006 Newsroom P3 NCER ORD US EPA http://es.epa.gov/ncer/p3/press/may_01_2006. html	0

	Pages	Average Time to Serve (ms)
188.	SU832505 2005 Project Descriptions and Photos P3 NCER ORD US EPA http://es.epa.gov/ncer/p3/project_websites/2005/su832505.html	0
189.	EPA P3 Award Winners Announced at the 2006 National Sustainable Design Expo 2006 Newsroom P3 NCER ORD US EPA http://es.epa.gov/ncer/p3/press/may_23_2006smart.html	0
190.	Project Descriptions and Photos P3 NCER ORD US EPA http://es.epa.gov/ncer/p3/project_websites/2004/su831896.html	0
191.	P3: People, Prosperity and the Planet 2006 Newsroom P3 NCER ORD US EPA http://es.epa.gov/ncer/p3/press/may_15_2006fed.html	0
192.	Project Descriptions and Photos P3 NCER ORD US EPA http://es.epa.gov/ncer/p3/project_websites/2004/su831821.html	0
193.	Project Descriptions and Photos P3 NCER ORD US EPA http://es.epa.gov/ncer/p3/project_websites/2004/su831897.html	0
194.	CLOSED-LOOP BIODIESEL PRODUCTION AMONG WINNERS AT NATIONAL SUSTAINABLE DESIGN EXPO 2006 Newsroom P3 NCER ORD US EPA http://es.epa.gov/ncer/p3/press/may_11_2006esi.html	0
195.	SU832490 2005 Project Descriptions and Photos P3 NCER ORD US EPA http://es.epa.gov/ncer/p3/project_websites/2005/su832490.html	0
196.	Project Descriptions and Photos P3 NCER ORD US EPA http://es.epa.gov/ncer/p3/project_websites/2004/su831810.html	0
197.	SU833178 2006 Project Descriptions and Photos P3 NCER ORD US EPA http://es.epa.gov/ncer/p3/project_websites/2006/su833178.html	0
198.	Project Descriptions and Photos P3 NCER ORD US EPA http://es.epa.gov/ncer/p3/project_websites/2004/su831855.html	0

	Pages	Average Time to Serve (ms)
■ 199.	Project Descriptions and Photos P3 NCER ORD US EPA http://es.epa.gov/ncer/p3/project_websites/2004/su831831.html	0
■ 200.	SU833172 2006 Project Descriptions and Photos P3 NCER ORD US EPA http://es.epa.gov/ncer/p3/project_websites/2006/su833172.html	0
	Subtotal for rows: 1 - 200	-
	Other	-
	Total	-

items 1-200 of 1142

Pages - Help Card

 **Column Definitions**

Pages
Any displayed page. You can specify for each profile the types of files that qualify as a page. These settings can be changed by the WebTrends administrator.

Visits
Number of visits to this page. A visit is a series of actions that begins when a visitor views the first page from the server, and ends when the visitor leaves the site or remains idle beyond the idle-time limit. The default idle-time limit is thirty minutes. This time limit can be changed by the system administrator.

Views
Number of times this page was viewed by visitors.

Average Time Viewed
Average length of time the specified page was viewed. (The format is hh:mm:ss - hours:minutes:seconds.)

Average Time to Serve
Average amount of time (in milliseconds) it took to serve each document during the specified time interval. The time to serve spans from the time the server got a page request until it transmitted all the data.
Note: Zero values in this column probably indicates that your web server is not logging Time to Serve information.



Report Descriptions

Pages with good content and design are more likely to attract visitors and be revisited. Less popular pages on a site can be made more appealing by improving the content or incorporating design elements similar to that on the more important pages. Always remember that people are far more interested in content than in design, and average view times can help determine which content is most important to your visitors.

Content Groups

This report identifies the most popular groups of web site pages and how often they were visited.

Content Groups by Visits Trend

No data is available for this graph.

Content Groups by Visits

No data is available for this graph.

Content Groups

No data is available for this table.

Content Groups - Help Card



Column Definitions

Content Group

A defined group of web pages with specific things in common, such as the same types of products, services, or information.

Visits

Number of visits where the visitor viewed at least one page in the specified content group. A visit is a series of actions that begins when a visitor views their first page from the server, and ends when the visitor leaves the site or remains idle beyond the idle-time limit. The default idle-time limit is thirty minutes. This time limit can be changed by the system administrator.

Hits

Each file requested by a visitor registers as a hit. There can be several hits on each page. While the volume of hits reflects the amount of server traffic, it is not an accurate reflection of the number of pages viewed.



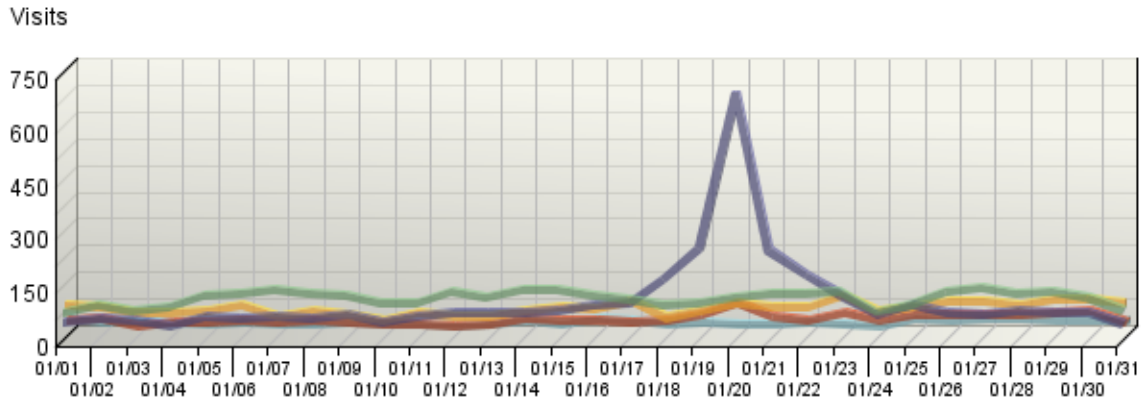
Report Descriptions

The information on this page can show you which content groups were most popular. This will reveal the reasons people visit your web site, and what is most interesting and least interesting to them.

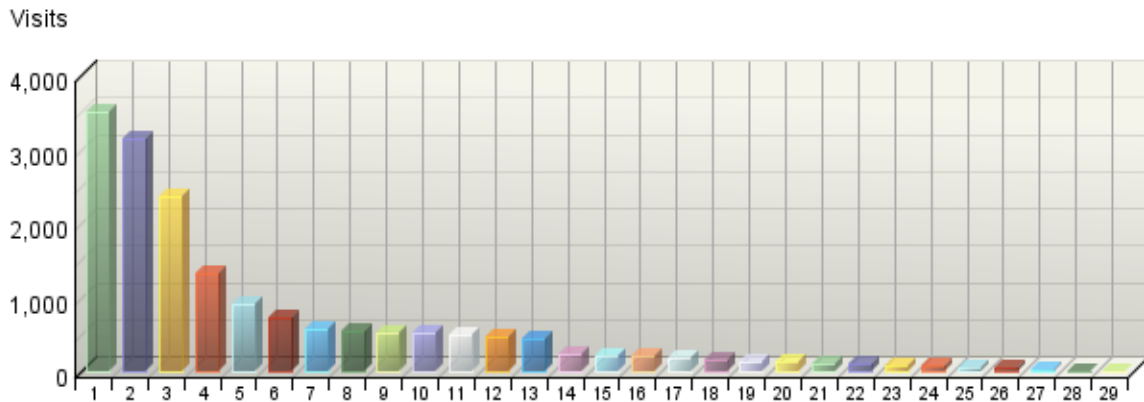
Directories

This report lists the most commonly accessed directories on your web site. This information can help determine the types of data most often requested.

Directories by Visits Trend



Directories by Visits



Directories

	Path To Directory	Visits	Hits	Kbytes Transferred
1.	http://es.epa.gov/ncer/P3/	3,504	8,021	132,876
2.	http://es.epa.gov/ncer/p3/expo	3,142	4,495	208,970
3.	http://es.epa.gov/ncer/p3/project_websites	2,373	13,378	158,697
4.	http://es.epa.gov/ncer/P3/press	1,321	5,177	127,640

	Path To Directory	Visits	Hits	Kbytes Transferred
5.	http://es.epa.gov/ncer/p3/event_2008	903	2,840	27,643
6.	http://es.epa.gov/ncer/p3/event_2006	715	3,354	23,939
7.	http://es.epa.gov/ncer/p3/project_photos	579	3,876	32,804
8.	http://es.epa.gov/ncer/p3/event_2007	534	3,174	26,141
9.	http://es.epa.gov/ncer/p3/info	520	860	11,652
10.	http://es.epa.gov/ncer/p3/current	517	584	21,415
11.	http://es.epa.gov/ncer/P3/success	488	1,733	101,177
12.	http://es.epa.gov/ncer/p3/event_2005	471	2,273	9,388
13.	http://es.epa.gov/ncer/p3/forum	453	870	49,770
14.	http://es.epa.gov/ncer/p3/teams	241	277	3,998
15.	http://es.epa.gov/ncer/p3/apply	219	251	3,357
16.	http://es.epa.gov/ncer/p3/ceremony	215	246	3,292
17.	http://es.epa.gov/ncer/p3/partners	169	201	1,972
18.	http://es.epa.gov/ncer/p3/past	155	184	1,832
19.	http://es.epa.gov/ncer/P3/forms	139	224	3,707
20.	http://es.epa.gov/ncer/p3/other	117	135	3,036
21.	http://es.epa.gov/ncer/p3/photos_2006	97	132	832
22.	http://es.epa.gov/ncer/p3/event_2009	94	101	1,250
23.	http://es.epa.gov/ncer/p3/eligibility	78	83	614
24.	http://es.epa.gov/ncer/p3/projects	77	90	1,054
25.	http://es.epa.gov/ncer/P3recipients	63	96	672
26.	http://es.epa.gov/ncer/p3/epa	60	62	940
27.	http://es.epa.gov/ncer/p3/archive	29	32	449
28.	http://es.epa.gov/ncer/p3/images	7	9	0
29.	http://es.epa.gov/stats	3	5	32
	Total	-	52,763	959,135

items 1-29 of 29

Directories - Help Card



Column Definitions

Path to Directory

The full URL path to the directory being analyzed.

Visits

Number of visits to pages within the specified directory. A visit is a series of actions that begins when a visitor views their first page from the server, and ends when the visitor leaves the site or remains idle beyond the idle-time limit. The default idle-time limit is thirty minutes. This time limit can be changed by the system administrator.

Hits

Each file requested by a visitor registers as a hit. There can be several hits on each page. While the volume of hits reflects the amount of server traffic, it is not an accurate reflection of the number of pages viewed.

Kbytes Transferred

Number of kilobytes of data transferred by the server from the specified directory to your visitors.



Report Descriptions

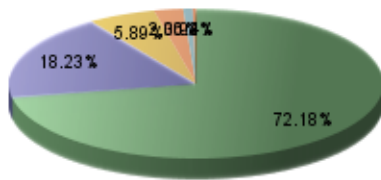
This report indicates the content visitors are most interested in. Use this information to determine which content areas to develop further, which areas to focus on less, and how you can arrange your content most effectively. If the table is sorted by kilobytes of data transferred, this page reveals what kind of data the server spends the most time transferring, and may suggest different ways to organize your data, or different ways to distribute the server load if you have more than one server.

Files Dashboard

This displays key graphs and tables that provide an overview of the Files chapter. When viewing through the on-demand interface, you can click on the title of a graph or table to navigate to the corresponding page.

Accessed File Types by Files

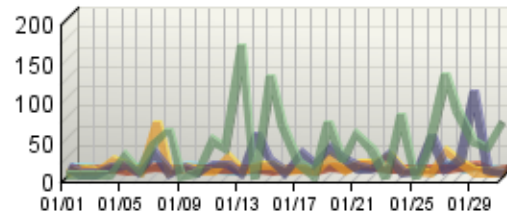
Files



- html
- htm
- pdf
- js
- scc
- Other

Downloaded Files Trend

Downloads



- /ncer/p3/success/...
- /ncer/p3/expo/2008...
- /ncer/P3/expo/p3pu...
- /ncer/p3/p3_factsh...
- /ncer/p3/expo/eater...

Uploaded Files

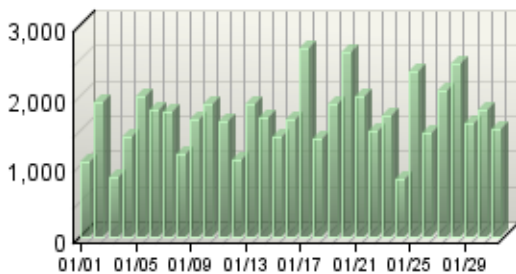
No data is available for this graph.

Hit Summary

Successful Hits for Entire Site	52,764
Average Hits per Day	1,702
Home Page Hits	2,773

Hits Trend

Hits

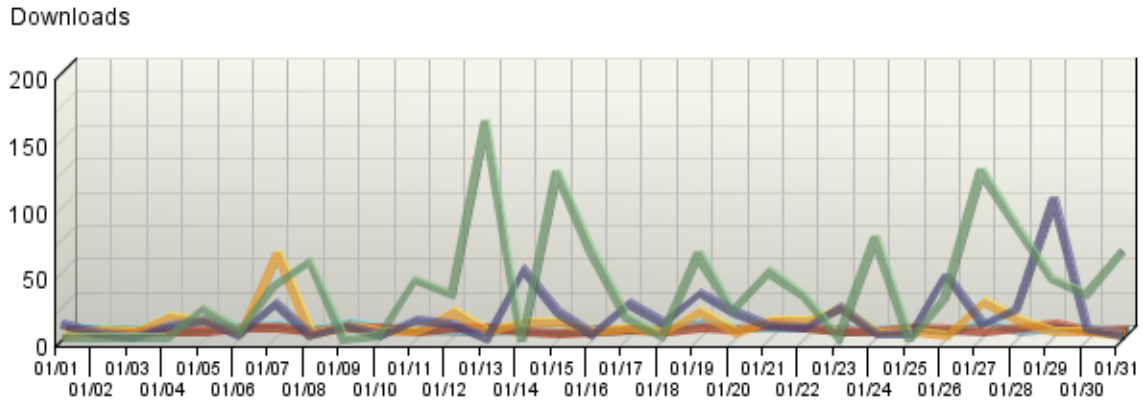


- Hits

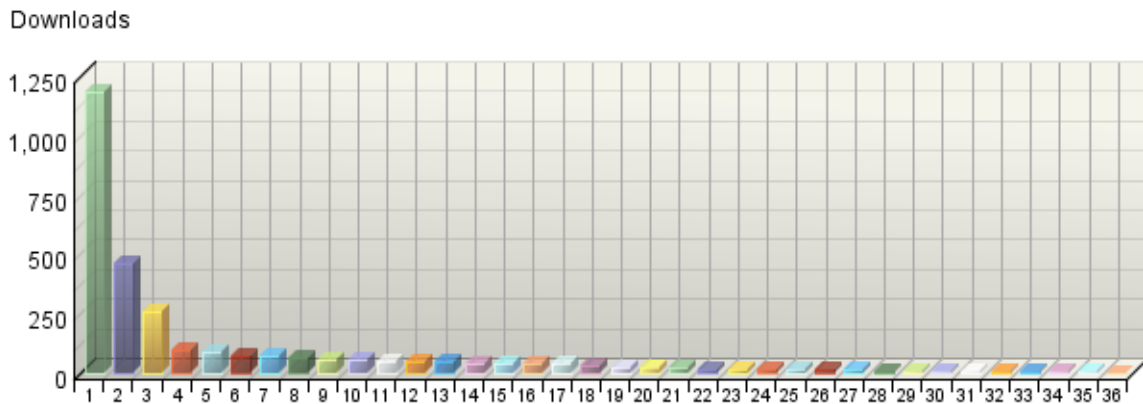
Downloaded Files

This report identifies the most popular files downloaded from your site.

Downloaded Files Trend



Downloaded Files



Downloaded Files

	Downloaded Files	Downloads	% Downloads	Visits
1.	http://es.epa.gov/ncer/p3/success/michigan.pdf	1,185	39.93%	85
2.	http://es.epa.gov/ncer/p3/expo/2008_P3_exp_programguide.pdf	459	15.46%	65
3.	http://es.epa.gov/ncer/P3/expo/p3publicbook041607.pdf	261	8.79%	68
4.	http://es.epa.gov/ncer/p3/p3_factsheet.pdf	94	3.17%	87

	Downloaded Files	Downloads	% Downloads	Visits
5.	http://es.epa.gov/ncer/p3/expo/eateriesparking.pdf	87	2.93%	79
6.	http://es.epa.gov/ncer/P3/flyer2.pdf	74	2.49%	71
7.	http://es.epa.gov/ncer/p3/forum/forms/nsde_waiver010408.pdf	69	2.32%	67
8.	http://es.epa.gov/ncer/p3/forum/forms/2008_final_instructions.pdf	62	2.09%	61
9.	http://es.epa.gov/ncer/P3/flyer1.pdf	58	1.95%	57
10.	http://es.epa.gov/ncer/p3/forum/forms/poster_instructions.pdf	53	1.79%	53
11.	http://es.epa.gov/ncer/p3/forum/forms/poster_instructions.doc	46	1.55%	46
12.	http://es.epa.gov/ncer/p3/forum/forms/media_release010408.pdf	45	1.52%	45
13.	http://es.epa.gov/ncer/p3/forum/forms/media_release010408.doc	45	1.52%	45
14.	http://es.epa.gov/ncer/p3/forum/forms/nsde_waiver010408.doc	42	1.42%	42
15.	http://es.epa.gov/ncer/p3/p3_comp_draft_schedule_2005.pdf	39	1.31%	38
16.	http://es.epa.gov/ncer/p3/forum/forms/2008_final_instructions.doc	38	1.28%	38
17.	http://es.epa.gov/ncer/p3/press/highcountypress.pdf	37	1.25%	29
18.	http://es.epa.gov/ncer/p3/expo/agenda.pdf	36	1.21%	34
19.	http://es.epa.gov/ncer/p3/event_2008/08_program_tc.pdf	25	0.84%	25
20.	http://es.epa.gov/ncer/p3/p3_comp_transport_hotel_info_2005.pdf	23	0.77%	22
21.	http://es.epa.gov/ncer/P3/p3_comp_alt_accommodations_2005.pdf	23	0.77%	23
22.	http://es.epa.gov/ncer/P3/p3_update.pdf	18	0.61%	18
23.	http://es.epa.gov/ncer/p3/teams/p3_final.pdf	16	0.54%	16
24.	http://es.epa.gov/ncer/p3/info/solardec101005.pdf	15	0.51%	13
25.	http://es.epa.gov/ncer/p3/p3_flyer_2005.pdf	14	0.47%	14
26.	http://es.epa.gov/ncer/p3/current/instructions.pdf	14	0.47%	10
27.	http://es.epa.gov/ncer/p3/expo/judgingschedule.pdf	14	0.47%	14
28.	http://es.epa.gov/ncer/p3/teams/p3infopackage31907.pdf	12	0.40%	10
29.	http://es.epa.gov/ncer/p3/forms/2005p3forms.pdf	12	0.40%	12
30.	http://es.epa.gov/ncer/p3/expo/arrivalprocedures.pdf	11	0.37%	11

	Downloaded Files	Downloads	% Downloads	Visits
31.	http://es.epa.gov/ncer/p3/Number_Assignments.pdf	9	0.30%	9
32.	http://es.epa.gov/ncer/p3/p3_poster.pdf	9	0.30%	9
33.	http://es.epa.gov/ncer/p3/PosterInstructions.pdf	7	0.24%	7
34.	http://es.epa.gov/ncer/p3/p3_final_report_instructions.pdf	7	0.24%	7
35.	http://es.epa.gov/ncer/p3/p3_flyer_2005_version2.pdf	6	0.20%	6
36.	http://es.epa.gov/stats/ncer/p3/p3_dec08.pdf	3	0.10%	1
Total		2,968	100.00%	1,237

items 1-36 of 36

Downloaded Files - Help Card



Column Definitions

Files

The path and filename of the file being analyzed.

Downloads

Number of times the specified file was downloaded by a visitor. If an error occurred during a transfer, the transfer is not counted. Note that downloaded PDF files may cause an inflated count. See KnowledgeBase article NETIQKB2494 for more information.

Visits

Number of visits that accessed the specified files. A visit is a series of actions that begins when a visitor views their first page from the server, and ends when the visitor leaves the site or remains idle beyond the idle-time limit. The default idle-time limit is thirty minutes. This time limit can be changed by the system administrator.



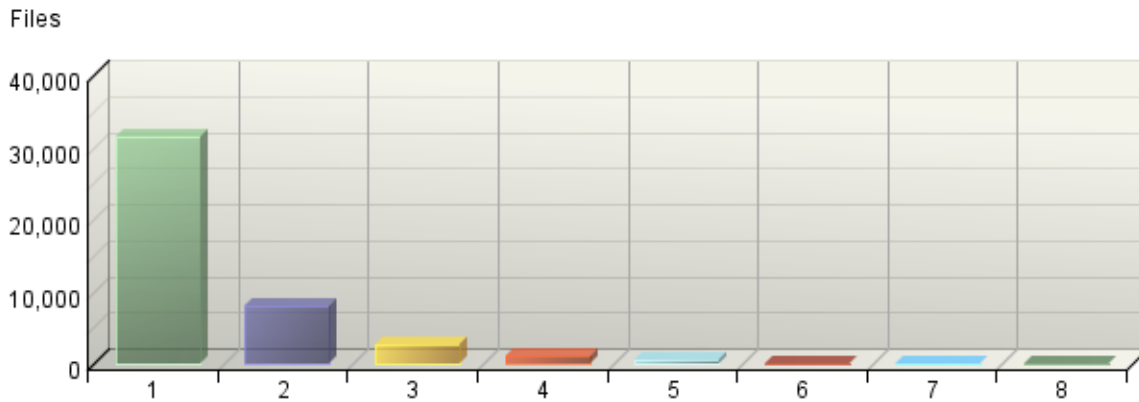
Report Descriptions

This information shows you the most popular downloadable files on your web site. Files that don't appear on the list, or appear low on the list, may require maintenance such as decreasing the file size, improving link placement, or elimination to make room for more popular content.

Accessed File Types

This report identifies the types of files accessed on your site and the total number of kilobytes of data transferred for each file type. Cached requests and erred hits are excluded from the totals.

Accessed File Types by Files



Accessed File Types

File Type	Files	% Files	Kbytes Transferred
1. html	31,372	72.18%	513,210
2. htm	7,924	18.23%	42,192
3. pdf	2,561	5.89%	351,686
4. js	1,026	2.36%	3,366
5. scc	404	0.93%	201
6. doc	130	0.30%	5,268
7. ppt	32	0.07%	41,076
8. db	13	0.03%	2,152
Total	43,462	100.00%	959,148

items 1-8 of 8

Accessed File Types - Help Card



Column Definitions

File Type

Identifies types of files by their file extension. For example, a file named graphic.gif is identified as type "gif."

Files

Number of files of the specified type accessed by visitors to your site.

Kbytes Transferred

Number of kilobytes of data transferred for all files of the specified type.



Report Descriptions

This report provides general statistics for the type of data that visitors access on your site.

Uploaded Files

This report identifies the most popular files uploaded from a client to your servers using FTP PUT, HTTP PUT, or HTTP POST.

Uploaded Files

No data is available for this graph.

Uploaded Files

No data is available for this table.

Uploaded Files - Help Card



Column Definitions

Files

The path and filename of the uploaded file being analyzed.

Visits

Number of visits to your site where the specified file was uploaded to your servers. A visit is a series of actions that begins when a visitor views their first page from the server, and ends when the visitor leaves the site or remains idle beyond the idle-time limit. The default idle-time limit is thirty minutes. This time limit can be changed by the system administrator.

Uploads

Number of times the specified file was uploaded to your site. If an error occurred during a transfer, the transfer is not counted.



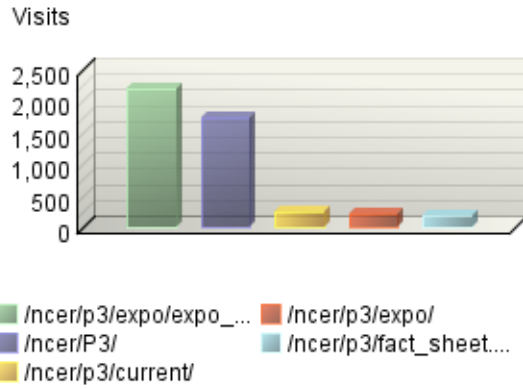
Report Descriptions

This report presents information on files that were uploaded to your servers during the period of the report. You may want to run virus scans on uploaded files.

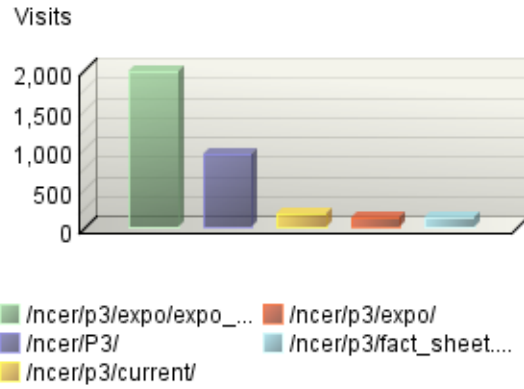
Navigation Dashboard

This dashboard summarizes important information related to online navigation.

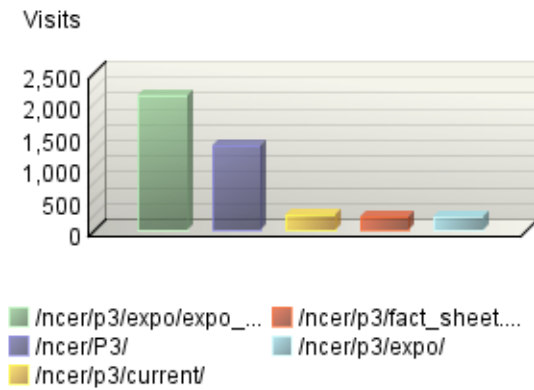
Entry Pages



Single-Page Visits



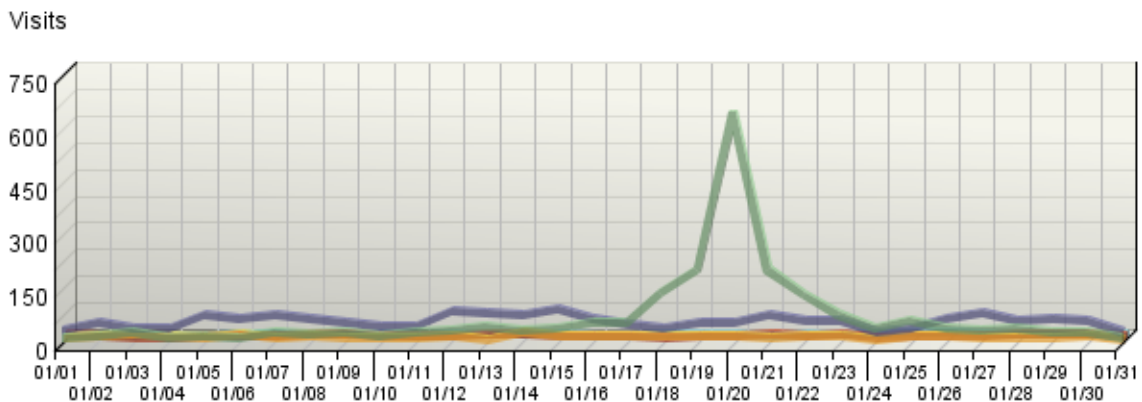
Exit Pages



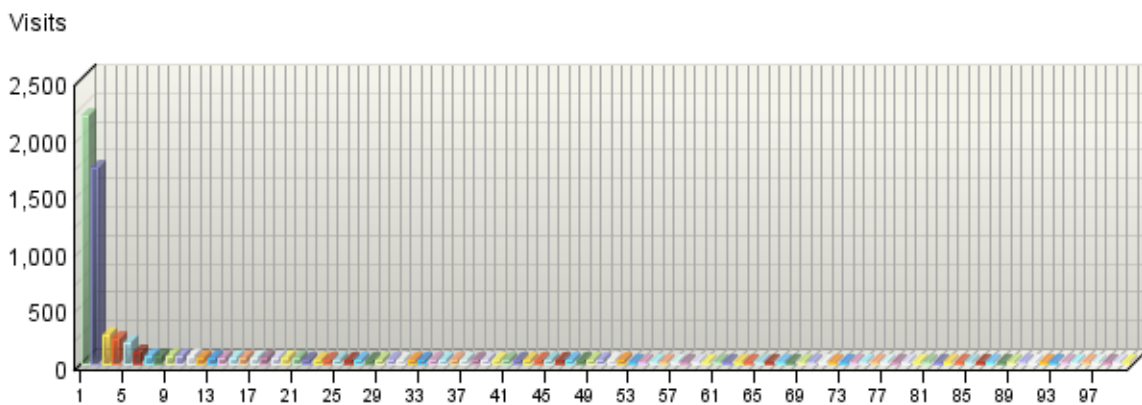
Entry Pages

This report shows the first or "entry" pages viewed in all visits. Every visit has one and only one Entry Page. A visit's entry page may or may not be the "home page." The Entry Page for a visit can depend on how a visitor arrived at your site: they may type an address into a browser, use a bookmark they made on a previous visit, click on a link on another site, click on a search engine results page, click on an on-line ad, or click on a link in an e-mail. Each of these links can point to your home page or any other page on your site

Entry Pages: Trend Over Time



Entry Pages



Entry Pages

	Pages	Visits	% Visits
■ 1.	National Sustainable Design Expo 2008 P3 NCER ORD US EPA http://es.epa.gov/ncer/p3/expo/expo_2008.html	2,184	21.31%

	Pages	Visits	% Visits
2.	P3 NCER ORD US EPA http://es.epa.gov/ncer/P3/	1,727	16.85%
3.	2008/2009 P3 Teams P3 NCER ORD US EPA http://es.epa.gov/ncer/p3/current/	251	2.45%
4.	National Sustainable Design Expo P3 NCER ORD US EPA http://es.epa.gov/ncer/p3/expo/	219	2.14%
5.	Basic Information P3 NCER ORD US EPA http://es.epa.gov/ncer/p3/fact_sheet.html	186	1.81%
6.	2008 P3 Award Winners P3 Award Winners and Successes P3 NCER ORD US EPA http://es.epa.gov/ncer/p3/project_websites/2008/2008awardwinners.html	104	1.01%
7.	National Mall Map 2006 Newsroom P3 NCER ORD US EPA http://es.epa.gov/ncer/p3/press/mall_map.html	67	0.65%
8.	Newsroom P3 NCER ORD US EPA http://es.epa.gov/ncer/p3/news.html	67	0.65%
9.	Car Fueled With Biogas From Cow Manure: WWU Students Convert Methane Into Natural Gas Newsroom P3 NCER ORD US EPA http://es.epa.gov/ncer/p3/press/04_22_07.html	64	0.62%
10.	2008 Expo and P3 Videos P3 NCER ORD US EPA http://es.epa.gov/ncer/p3/multimedia.html	61	0.60%
11.	AAAS Research Programs Forum P3 NCER ORD US EPA http://es.epa.gov/ncer/p3/forum/aaas.html	60	0.59%
12.	EPA: NCER: P3 Award: A National Student Design Competition for Sustainability focusing on People, Prosperity, and the Planet http://es.epa.gov/ncer/p3/designs_sustain_rfp.html	58	0.57%
13.	2006 P3 Award Winners P3 Award Winners and Successes P3 NCER ORD US EPA http://es.epa.gov/ncer/p3/project_websites/2006/2006awardwinners.html	54	0.53%
14.	Forum P3 NCER ORD US EPA http://es.epa.gov/ncer/p3/forum/	53	0.52%
15.	Other Sustainability Resources P3 NCER ORD US EPA http://es.epa.gov/ncer/p3/other/	51	0.50%
16.	Forms P3 NCER ORD US EPA http://es.epa.gov/ncer/P3/forms/	50	0.49%
17.	Current Partners Information for Partners P3 NCER ORD US EPA http://es.epa.gov/ncer/p3/partners/	48	0.47%

	Pages	Visits	% Visits
18.	University Teams Earn Sustainable Design Prizes - Biomethane Car And Learning Barge Among The Projects On The National Mall Newsroom P3 NCER ORD US EPA http://es.epa.gov/ncer/p3/press/04_26_07_msnbc.html	46	0.45%
19.	Student Group Tests Solar Greenhouse Energy Efficiency Newsroom P3 NCER ORD US EPA http://es.epa.gov/ncer/p3/press/04_26_07_mtms.html	45	0.44%
20.	P3 and Other Awards Ceremony P3 NCER ORD US EPA http://es.epa.gov/ncer/p3/ceremony/	44	0.43%
21.	Phase II - P3 Award Winners P3 NCER ORD US EPA http://es.epa.gov/ncer/p3/award_winners.html	43	0.42%
22.	Making Water Treatment Plants Sustainable P3 NCER ORD US EPA http://es.epa.gov/ncer/p3/success/lehigh.html	41	0.40%
23.	P3 Award Winners P3 NCER ORD US EPA http://es.epa.gov/ncer/p3/success/	41	0.40%
24.	How to Apply Phase I - Project Development P3 NCER ORD US EPA http://es.epa.gov/ncer/p3/apply/	39	0.38%
25.	Frequent Questions National Sustainable Design Expo P3 NCER ORD US EPA http://es.epa.gov/ncer/p3/expo/faq.html	38	0.37%
26.	Knowing the Score Helps Students Save Energy P3 NCER ORD US EPA http://es.epa.gov/ncer/p3/success/oberlinfeature.html	38	0.37%
27.	Grant Recipients P3 NCER ORD US EPA http://es.epa.gov/ncer/p3/grantrecip.html	38	0.37%
28.	EPA: NCER: P3: People, Prosperity and the Planet Student Design Competition for Sustainability: A National Student Design Competition for Sustainability focusing on People, Prosperity, and the Planet http://es.epa.gov/ncer/p3/designs_sustain_rfp_2005.html	38	0.37%
29.	2007 P3 Award Winners P3 Award Winners and Successes P3 NCER ORD US EPA http://es.epa.gov/ncer/p3/project_websites/2007/2007awardwinners.html	38	0.37%
30.	Information for P3 Teams P3 NCER ORD US EPA http://es.epa.gov/ncer/p3/teams/	37	0.36%
31.	2005 Project Descriptions and Photos P3 NCER ORD US EPA http://es.epa.gov/ncer/p3/project_websites/2005/2005_phase_1_project_websites.html	36	0.35%
32.	2006 Award Ceremony Agenda 2006 Newsroom P3 NCER ORD US EPA http://es.epa.gov/ncer/p3/press/awardagenda06.html	36	0.35%

	Pages	Visits	% Visits
33.	Photo Gallery P3 NCER ORD US EPA http://es.epa.gov/ncer/p3/photo.html	35	0.34%
34.	Info for Co-Sponsors Information For P3 NCER ORD US EPA http://es.epa.gov/ncer/p3/info/cosponsors.html	34	0.33%
35.	Peer Review Phase I - Project Development P3 NCER ORD US EPA http://es.epa.gov/ncer/p3/peerreview.html	34	0.33%
36.	2007/2008 P3 Teams Past P3 Projects P3 NCER ORD US EPA http://es.epa.gov/ncer/p3/project_websites/2008/	34	0.33%
37.	Jeopardy! Quizzes America with Environmental Clues Newsroom Archive Newsroom P3 NCER ORD US EPA http://es.epa.gov/ncer/p3/press/05_07_07.html	33	0.32%
38.	EPA Sustainability Programs P3 NCER ORD US EPA http://es.epa.gov/ncer/p3/epa/	31	0.30%
39.	2008 Judging Panel Information for P3 Teams P3 NCER ORD US EPA http://es.epa.gov/ncer/p3/event_2008/judges/bios.html	31	0.30%
40.	2006 P3 Competitors Photo Gallery P3 NCER ORD US EPA http://es.epa.gov/ncer/p3/event_2006/2006_competitors.html	31	0.30%
41.	Logistics National Sustainable Design Expo P3 NCER ORD US EPA http://es.epa.gov/ncer/p3/expo/logistics.html	30	0.29%
42.	2004 P3 Projects Past P3 Projects P3 NCER ORD US EPA http://es.epa.gov/ncer/p3/project_websites/2004_project_websites.html	30	0.29%
43.	Contact Us P3 NCER ORD US EPA http://es.epa.gov/ncer/p3/contact.html	29	0.28%
44.	http://es.epa.gov/ncer/p3/event_2008/08_date_loc.html	29	0.28%
45.	Additional Awards P3 Award Competition P3 NCER ORD US EPA http://es.epa.gov/ncer/p3/addawards.html	28	0.27%
46.	Videos: Expo and P3 Overviews P3 NCER ORD US EPA http://es.epa.gov/ncer/p3/overviews.html	28	0.27%
47.	Information for Partners Info For P3 NCER ORD US EPA http://es.epa.gov/ncer/p3/info/partners.html	28	0.27%
48.	Past P3 Projects P3 NCER ORD US EPA http://es.epa.gov/ncer/p3/past/	27	0.26%
49.	Shedding Light on Clean Drinking Water P3 NCER ORD US EPA http://es.epa.gov/ncer/P3/success/berkeley.html	27	0.26%

	Pages	Visits	% Visits
50.	2008 Expo and P3 Audio Files P3 NCER ORD US EPA http://es.epa.gov/ncer/p3/event_2008/audio_files/	27	0.26%
51.	Media Info For P3 NCER ORD US EPA http://es.epa.gov/ncer/p3/info/media.html	26	0.25%
52.	Greening the Campus: Improving the Environmental Performance of Buildings and Institutions P3 NCER ORD US EPA http://es.epa.gov/ncer/p3/success/oberlin.html	26	0.25%
53.	Application Overview Phase I - P3 Grant Competition/Proof of Concept P3 NCER ORD US EPA http://es.epa.gov/ncer/p3/appoverview.html	25	0.24%
54.	2006/2007 P3 Teams P3 NCER ORD US EPA http://es.epa.gov/ncer/p3/project_websites/2006/	24	0.23%
55.	Index of /ncer/p3/event_2007/event_photos/awards/ http://es.epa.gov/ncer/p3/event_2007/event_photos/awards/	23	0.22%
56.	EPA: NCER: P3 http://es.epa.gov/ncer/P3recipients/2005/	23	0.22%
57.	2006-2007 Project Descriptions and Photos P3 NCER ORD US EPA http://es.epa.gov/ncer/p3/project_websites/2006/project_websites.html	23	0.22%
58.	Judges P3 NCER ORD US EPA http://es.epa.gov/ncer/p3/judges.html	23	0.22%
59.	Info for Exhibitors Information For P3 NCER ORD US EPA http://es.epa.gov/ncer/p3/become_exhibitor.html	22	0.21%
60.	EPA: P3 Award: Press Release http://es.epa.gov/ncer/p3/projects/	21	0.20%
61.	Information For P3 NCER ORD US EPA http://es.epa.gov/ncer/p3/info/	21	0.20%
62.	EPA: P3: People, Prosperity and the Planet Student Design Competition for Sustainability: Information for Faculty http://es.epa.gov/ncer/p3/info/faculty.html	21	0.20%
63.	Speaker's Biographies Awards Ceremony 2006 Newsroom P3 NCER ORD US EPA http://es.epa.gov/ncer/P3/press/awardsbios.html	21	0.20%
64.	Lynden Cows Fuel WWU Vehicle Newsroom P3 NCER ORD US EPA http://es.epa.gov/ncer/p3/press/05_02_07_lynden.html	20	0.20%
65.	2006 Award Ceremony Photo Gallery P3: People, Prosperity and the Planet Student Design Competition for Sustainability US EPA http://es.epa.gov/ncer/p3/event_2006/event_photos/awards/awards.html	20	0.20%

	Pages	Visits	% Visits
66.	People - Education Phase II - P3 Award Winners P3: People, Prosperity and the Planet Student Design Competition for Sustainability US EPA http://es.epa.gov/ncer/p3/awardededucation.html	20	0.20%
67.	SU833524 2008 Project Descriptions P3 NCER ORD US EPA http://es.epa.gov/ncer/p3/project_websites/2008/su833524.html	20	0.20%
68.	SU833553 2008 Project Descriptions P3 NCER ORD US EPA http://es.epa.gov/ncer/p3/project_websites/2008/su833553.html	20	0.20%
69.	Solicitation Opens Phase I - Project Development P3 NCER ORD US EPA http://es.epa.gov/ncer/p3/solopen.html	20	0.20%
70.	Publications P3 NCER ORD US EPA http://es.epa.gov/ncer/p3/publications.html	20	0.20%
71.	P3 Newsroom Archive 2006 Newsroom P3 NCER ORD US EPA http://es.epa.gov/ncer/p3/press/	20	0.20%
72.	SU833546 2008 Project Descriptions P3 NCER ORD US EPA http://es.epa.gov/ncer/p3/project_websites/2008/su833546.html	19	0.19%
73.	The Virtual World Lets Students Ponder How to Save Mother Earth Newsroom P3 NCER ORD US EPA http://es.epa.gov/ncer/p3/press/11_14_06.html	19	0.19%
74.	Sustainability Challenge Areas P3 NCER ORD US EPA http://es.epa.gov/ncer/p3/challengearea.html	19	0.19%
75.	Forms National Sustainable Design Expo P3 NCER ORD US EPA http://es.epa.gov/ncer/p3/expo/forms.html	19	0.19%
76.	Resources P3 NCER ORD US EPA http://es.epa.gov/ncer/p3/resources.html	19	0.19%
77.	SU833522 2008 Project Descriptions P3 NCER ORD US EPA http://es.epa.gov/ncer/p3/project_websites/2008/su833522.html	19	0.19%
78.	Phase I - Project Development P3 NCER ORD US EPA http://es.epa.gov/ncer/p3/phaseIproof.html	18	0.18%
79.	Announcements and Discussion Area Information for P3 Teams P3 NCER ORD US EPA http://es.epa.gov/ncer/p3/event_2008/08_announcements.html	18	0.18%

	Pages	Visits	% Visits
80.	2006 National Expo Photo Gallery P3: People, Prosperity and the Planet Student Design Competition for Sustainability US EPA http://es.epa.gov/ncer/p3/event_2006/event_photos/mall_event_general/expo.html	18	0.18%
81.	Phase II - P3 Award Winners P3 NCER ORD US EPA http://es.epa.gov/ncer/p3/phase2follow.html	18	0.18%
82.	Employment Resources Forum P3 NCER ORD US EPA http://es.epa.gov/ncer/p3/forum/employ.html	17	0.17%
83.	Page Title P3 NCER ORD US EPA http://es.epa.gov/ncer/p3/awardplanet.html	17	0.17%
84.	2008 Award Ceremony Photo Gallery P3 NCER ORD US EPA http://es.epa.gov/ncer/p3/event_2008/event_photos/awards/awards.html	17	0.17%
85.	2005 In Process Project Photos P3 NCER ORD US EPA http://es.epa.gov/ncer/p3/project_photos/2005_projects.html	17	0.17%
86.	Prosperity - Small Business Phase II - P3 Award Winners P3 NCER ORD US EPA http://es.epa.gov/ncer/p3/awardsmallbiz.html	17	0.17%
87.	National Sustainable Design Expo Co-Sponsors Information For P3 NCER ORD US EPA http://es.epa.gov/ncer/p3/info/cosponsors_archive.html	17	0.17%
88.	Notification Phase I - Project Development P3 NCER ORD US EPA http://es.epa.gov/ncer/p3/notification.html	17	0.17%
89.	Photos of the 2005 National Expo Photo Gallery P3 NCER ORD US EPA http://es.epa.gov/ncer/p3/event_2005/event_photos/general_mall_photos/expo.html	16	0.16%
90.	National Sustainable Design Expo Archive P3 NCER ORD US EPA http://es.epa.gov/ncer/p3/expo/expo_archive.html	16	0.16%
91.	SU833560 2008 Project Descriptions P3 NCER ORD US EPA http://es.epa.gov/ncer/p3/project_websites/2008/su833560.html	16	0.16%
92.	Past P3 Projects by Topic Past P3 Projects P3 NCER ORD US EPA http://es.epa.gov/ncer/p3/abtable1.html	16	0.16%
93.	P3 Award Competition P3 NCER ORD US EPA http://es.epa.gov/ncer/p3/awardcomp.html	15	0.15%
94.	Community Essay 2006 Newsroom P3 NCER ORD US EPA http://es.epa.gov/ncer/p3/press/zimmerman_esay_10_19_2005.html	15	0.15%

	Pages	Visits	% Visits
95.	Draft Schedule of Events National Sustainable Design Expo P3 NCER ORD US EPA http://es.epa.gov/ncer/p3/expo/events.html	15	0.15%
96.	SU833528 2008 Project Descriptions P3 NCER ORD US EPA http://es.epa.gov/ncer/p3/project_websites/2008/su833528.html	15	0.15%
97.	2008 National Expo Photo Gallery P3 NCER ORD US EPA http://es.epa.gov/ncer/p3/event_2008/event_photos/expo/expo.html	15	0.15%
98.	2006 National Mall P3 Award Competition Agenda P3 NCER ORD US EPA http://es.epa.gov/ncer/p3/press/agenda06.html	15	0.15%
99.	SU833936 2009 Project Descriptions P3 NCER ORD US EPA http://es.epa.gov/ncer/p3/project_websites/2009/su833936.html	14	0.14%
100.	National Sustainable Design Expo 2007 Exhibitors P3 NCER ORD US EPA http://es.epa.gov/ncer/p3/expo/weblast_exhibitors2007.html	14	0.14%
101.	SU833150 2006/2007 P3 Teams P3 NCER ORD US EPA http://es.epa.gov/ncer/p3/event_2007/event_photos/teams/su833150/su833150.html	14	0.14%
102.	2005 Phase 2 Award Winners and Honorable Mentions 2006 Newsroom P3 NCER ORD US EPA http://es.epa.gov/ncer/p3/project_websites/2004_phase_2_project_websites.html	14	0.14%
103.	2007 Award Ceremony Photo Gallery P3 NCER ORD US EPA http://es.epa.gov/ncer/p3/event_2007/event_photos/awards/awards.html	14	0.14%
104.	2005 Photo Gallery P3 NCER ORD US EPA http://es.epa.gov/ncer/p3/event_2005/event_photos/award_ceremony/awards.html	14	0.14%
105.	2005 P3 Competitors P3 NCER ORD US EPA http://es.epa.gov/ncer/p3/project_photos/2005_competitors.html	14	0.14%
106.	University Of New Hampshire Students Without Borders Draw Water From Sand Newsroom P3 NCER ORD US EPA http://es.epa.gov/ncer/p3/press/04_24_07_statesnews.html	14	0.14%
107.	SU833562 2008 Project Descriptions P3 NCER ORD US EPA http://es.epa.gov/ncer/p3/project_websites/2008/su833562.html	14	0.14%

	Pages	Visits	% Visits
108.	Green Technology at the Sustainable Design http://es.epa.gov/ncer/p3/press/may_12_2006down.html	13	0.13%
109.	2007 P3 Competitors Photo Gallery P3 NCER ORD US EPA http://es.epa.gov/ncer/p3/event_2007/event_photos/teams/2007_competitors.html	13	0.13%
110.	SU832484 2005 Project Descriptions and Photos P3 NCER ORD US EPA http://es.epa.gov/ncer/p3/event_2006/su832484/su832484.html	13	0.13%
111.	Index of /ncer/p3/project_photos/su831888/ http://es.epa.gov/ncer/p3/project_photos/su831888/	13	0.13%
112.	Western Wins \$75,000 Grant - EPA Grant To Bolster Biogas Refinery Built By Students Newsroom P3 NCER ORD US EPA http://es.epa.gov/ncer/p3/press/05_01_07_western.html	13	0.13%
113.	SU834015 2009 Project Descriptions P3 NCER ORD US EPA http://es.epa.gov/ncer/p3/project_websites/2009/su834015.html	12	0.12%
114.	Media Archive Info For P3 NCER ORD US EPA http://es.epa.gov/ncer/p3/info/media_archive.html	12	0.12%
115.	SU833547 2008 Project Descriptions P3 NCER ORD US EPA http://es.epa.gov/ncer/p3/project_websites/2008/su833547.html	12	0.12%
116.	SU833943 2009 Project Descriptions P3 NCER ORD US EPA http://es.epa.gov/ncer/p3/project_websites/2009/su833943.html	12	0.12%
117.	The Report Card 2007 Newsroom P3 NCER ORD US EPA http://es.epa.gov/ncer/p3/press/05_14_07.html	12	0.12%
118.	SU833149 2006 Project Descriptions and Photos P3 NCER ORD US EPA http://es.epa.gov/ncer/p3/project_websites/2006/su833149.html	12	0.12%
119.	SU833521 2008 Project Descriptions P3 NCER ORD US EPA http://es.epa.gov/ncer/p3/project_websites/2008/su833521.html	11	0.11%
120.	SU833179 2006 Project Descriptions and Photos P3 NCER ORD US EPA http://es.epa.gov/ncer/p3/project_websites/2006/su833179.html	11	0.11%
121.	Judges 2006 P3 NCER ORD US EPA http://es.epa.gov/ncer/p3/info/judges06.html	11	0.11%
122.	Green Event Strategies National Sustainable Design Expo P3 NCER ORD US EPA http://es.epa.gov/ncer/P3/greenevent.html	11	0.11%

	Pages	Visits	% Visits
123.	SU833920 2009 Project Descriptions P3 NCER ORD US EPA http://es.epa.gov/ncer/p3/project_websites/2009/su833920.html	11	0.11%
124.	2008 P3 Competitors Photo Gallery P3 NCER ORD US EPA http://es.epa.gov/ncer/p3/event_2008/event_photos/teams/2008_competitors.html	11	0.11%
125.	SU833923 2009 Project Descriptions P3 NCER ORD US EPA http://es.epa.gov/ncer/p3/project_websites/2009/su833923.html	11	0.11%
126.	ASU Student Team Wins EPA Award for Solar Greenhouse Newsroom P3 NCER ORD US EPA http://es.epa.gov/ncer/p3/press/05_07_07_asu.html	11	0.11%
127.	41 P3 Grants Awarded 2006 Newsroom P3 NCER ORD US EPA http://es.epa.gov/ncer/p3/press/news_article_102705.html	11	0.11%
128.	NEWS RELEASE P3 NCER ORD US EPA http://es.epa.gov/ncer/P3/press/archive/news_release_051705.html	11	0.11%
129.	SU833512 2008 Project Descriptions P3 NCER ORD US EPA http://es.epa.gov/ncer/p3/project_websites/2008/su833512.html	11	0.11%
130.	2008/2009 P3 Teams P3 NCER ORD US EPA http://es.epa.gov/ncer/p3/project_websites/2009/	11	0.11%
131.	SU833925 2009 Project Descriptions P3 NCER ORD US EPA http://es.epa.gov/ncer/p3/project_websites/2009/su833925.html	11	0.11%
132.	SU833914 2009 Project Descriptions P3 NCER ORD US EPA http://es.epa.gov/ncer/p3/project_websites/2009/su833914.html	10	0.10%
133.	SU833908 2009 Project Descriptions P3 NCER ORD US EPA http://es.epa.gov/ncer/p3/project_websites/2009/su833908.html	10	0.10%
134.	Project Descriptions and Photos P3 NCER ORD US EPA http://es.epa.gov/ncer/p3/project_websites/2004/su831827.html	10	0.10%
135.	SU833524 2007/2008 P3 Teams P3 NCER ORD US EPA http://es.epa.gov/ncer/p3/event_2008/event_photos/teams/su833524/su833524.html	10	0.10%

	Pages	Visits	% Visits
136.	Illinois Team Is A Winner In EPA Competition Newsroom P3 NCER ORD US EPA http://es.epa.gov/ncer/p3/press/05_01_07_uiuc.html	10	0.10%
137.	Project Descriptions and Photos P3 NCER ORD US EPA http://es.epa.gov/ncer/p3/project_websites/2004/su831897.html	10	0.10%
138.	2007 National Expo Photo Gallery P3 NCER ORD US EPA http://es.epa.gov/ncer/p3/event_2007/event_photos/expo/expo.html	10	0.10%
139.	SU833155 2006 Project Descriptions and Photos P3 NCER ORD US EPA http://es.epa.gov/ncer/p3/project_websites/2006/su833155.html	10	0.10%
140.	EPA: P3: People, Prosperity and the Planet Student Design Competition for Sustainability: Information for P3 Teams http://es.epa.gov/ncer/p3/info/team.html	10	0.10%
141.	Community Milestones Newsroom P3 NCER ORD US EPA http://es.epa.gov/ncer/p3/press/05_07_07_ws.html	10	0.10%
142.	SU833551 2008 Project Descriptions P3 NCER ORD US EPA http://es.epa.gov/ncer/p3/project_websites/2008/su833551.html	10	0.10%
143.	P3: People, Prosperity and the Planet Student Design Competition for Sustainability Newsroom P3 NCER ORD US EPA http://es.epa.gov/ncer/p3/press/blog_04_27_07_tech.html	10	0.10%
144.	National Sustainable Design Expo 2008 Exhibitors P3 NCER ORD US EPA http://es.epa.gov/ncer/p3/expo/weblast_exhibitors2008.html	10	0.10%
145.	Student Engineering Group Wins Honorable http://es.epa.gov/ncer/p3/press/may_17_2006iowa.html	9	0.09%
146.	SU833931 2009 Project Descriptions P3 NCER ORD US EPA http://es.epa.gov/ncer/p3/project_websites/2009/su833931.html	9	0.09%
147.	Announcement Archives P3 NCER ORD US EPA http://es.epa.gov/ncer/p3/archive/	9	0.09%
148.	SU833152 2006 Project Descriptions and Photos P3 NCER ORD US EPA http://es.epa.gov/ncer/p3/project_websites/2006/su833152.html	9	0.09%

	Pages	Visits	% Visits
149.	SU832503 2005 Project Descriptions and Photos P3 NCER ORD US EPA http://es.epa.gov/ncer/p3/project_websites/2005/su832503.html	9	0.09%
150.	SU833538 2007/2008 P3 Teams P3 NCER ORD US EPA http://es.epa.gov/ncer/p3/event_2008/event_photos/teams/su833538/su833538.html	9	0.09%
151.	Index of /ncer/p3/project_photos/su831827/ http://es.epa.gov/ncer/p3/project_photos/su831827/	9	0.09%
152.	CLOSED-LOOP BIODIESEL PRODUCTION AMONG WINNERSAT NATIONAL SUSTAINABLE DESIGN EXPO 2006 Newsroom P3 NCER ORD US EPA http://es.epa.gov/ncer/p3/press/may_11_2006eesi.html	9	0.09%
153.	SU833905 2009 Project Descriptions P3 NCER ORD US EPA http://es.epa.gov/ncer/p3/project_websites/2009/su833905.html	9	0.09%
154.	2008 Event Date and Location P3 NCER ORD US EPA http://es.epa.gov/ncer/p3/event_2009/09_date_loc.html	9	0.09%
155.	Judges Photo Photo Gallery P3 NCER ORD US EPA http://es.epa.gov/ncer/p3/event_2005/event_photos/judges/judges.html	9	0.09%
156.	SU833187 2006 Project Descriptions and Photos P3 NCER ORD US EPA http://es.epa.gov/ncer/p3/project_websites/2006/su833187.html	9	0.09%
157.	SU833937 2009 Project Descriptions P3 NCER ORD US EPA http://es.epa.gov/ncer/p3/project_websites/2009/su833937.html	9	0.09%
158.	Spring 2007 Forecast: A Green Planet and Green Economy Newsroom P3 NCER ORD US EPA http://es.epa.gov/ncer/p3/press/04_23_07.html	9	0.09%
159.	EPA: NCER: P3 http://es.epa.gov/ncer/p3recipients/	9	0.09%
160.	SU832485 2005 Project Descriptions and Photos P3 NCER ORD US EPA http://es.epa.gov/ncer/p3/project_websites/2005/su832485.html	9	0.09%
161.	Project Descriptions and Photos P3 NCER ORD US EPA http://es.epa.gov/ncer/p3/project_websites/2004/su831810.html	8	0.08%
162.	SU833941 2009 Project Descriptions P3 NCER ORD US EPA http://es.epa.gov/ncer/p3/project_websites/2009/su833941.html	8	0.08%

	Pages	Visits	% Visits
163.	Student Sustainability Competition Newsroom P3 NCER ORD US EPA http://es.epa.gov/ncer/p3/press/blog_11_18_06_oildrum.html	8	0.08%
164.	SU833513 2008 Project Descriptions P3 NCER ORD US EPA http://es.epa.gov/ncer/p3/project_websites/2008/su833513.html	8	0.08%
165.	SU833157 2006 Project Descriptions and Photos P3 NCER ORD US EPA http://es.epa.gov/ncer/p3/project_websites/2006/su833157.html	8	0.08%
166.	SU833939 2009 Project Descriptions P3 NCER ORD US EPA http://es.epa.gov/ncer/p3/project_websites/2009/su833939.html	8	0.08%
167.	SU833188 2006 Project Descriptions and Photos P3 NCER ORD US EPA http://es.epa.gov/ncer/p3/project_websites/2006/su833188.html	8	0.08%
168.	SU833148 2006 Project Descriptions and Photos P3 NCER ORD US EPA http://es.epa.gov/ncer/p3/project_websites/2006/su833148.html	8	0.08%
169.	Students Earn EPA Grant For Work In Panama Newsroom P3 NCER ORD US EPA http://es.epa.gov/ncer/p3/press/04_30_07.html	8	0.08%
170.	SU833912 2009 Project Descriptions P3 NCER ORD US EPA http://es.epa.gov/ncer/p3/project_websites/2009/su833912.html	8	0.08%
171.	SU833951 2009 Project Descriptions P3 NCER ORD US EPA http://es.epa.gov/ncer/p3/project_websites/2009/su833951.html	8	0.08%
172.	SU833541 2007/2008 P3 Teams P3 NCER ORD US EPA http://es.epa.gov/ncer/p3/event_2008/event_photos/teams/su833541/su833541.html	8	0.08%
173.	SU832509 2005 Project Descriptions and Photos P3 NCER ORD US EPA http://es.epa.gov/ncer/p3/project_websites/2005/su832509.html	8	0.08%
174.	Request for Proposals P3 NCER ORD US EPA http://es.epa.gov/ncer/p3/designs_sustain_rfp_2004.html	8	0.08%
175.	Competition Challenges Students to Develop Environmentally-Friendly Technology 2006 Newsroom P3 NCER ORD US EPA http://es.epa.gov/ncer/P3/press/may_19_2006voa.html	8	0.08%

	Pages	Visits	% Visits
176.	Highlights from the National Sustainable Design Expo Newsroom P3 NCER ORD US EPA http://es.epa.gov/ncer/p3/press/blog_05_01_07_sands.html	8	0.08%
177.	SU833549 2007/2008 P3 Teams P3 NCER ORD US EPA http://es.epa.gov/ncer/p3/event_2008/event_photos/teams/su833549/su833549.html	8	0.08%
178.	SU833946 2009 Project Descriptions P3 NCER ORD US EPA http://es.epa.gov/ncer/p3/project_websites/2009/su833946.html	8	0.08%
179.	"Growing" Buildings 2006 Newsroom P3 NCER ORD US EPA http://es.epa.gov/ncer/p3/press/may_14_2006.html	8	0.08%
180.	SU833535 2008 Project Descriptions P3 NCER ORD US EPA http://es.epa.gov/ncer/p3/project_websites/2008/su833535.html	8	0.08%
181.	SU833195 2006 Project Descriptions and Photos P3 NCER ORD US EPA http://es.epa.gov/ncer/p3/project_websites/2006/su833195.html	8	0.08%
182.	SU833512 2007/2008 P3 Teams P3 NCER ORD US EPA http://es.epa.gov/ncer/p3/event_2008/event_photos/teams/su833512/su833512.html	8	0.08%
183.	SU833917 2009 Project Descriptions P3 NCER ORD US EPA http://es.epa.gov/ncer/p3/project_websites/2009/su833917.html	8	0.08%
184.	SU833172 2006 Project Descriptions and Photos P3 NCER ORD US EPA http://es.epa.gov/ncer/p3/project_websites/2006/su833172.html	8	0.08%
185.	Looking to the sky for a water supply 2006 Newsroom P3 NCER ORD US EPA http://es.epa.gov/ncer/p3/press/april_16_2006north.html	8	0.08%
186.	SU833558 2007/2008 P3 Teams P3 NCER ORD US EPA http://es.epa.gov/ncer/p3/event_2008/event_photos/teams/su833558/su833558.html	8	0.08%
187.	Index of /ncer/p3/event_2005/su831825/ http://es.epa.gov/ncer/p3/event_2005/su831825/	8	0.08%
188.	Students Showcase Green Designs for the Planet Newsroom P3 NCER ORD US EPA http://es.epa.gov/ncer/p3/press/04_27_07_voa.html	8	0.08%
189.	SU833530 2007/2008 P3 Teams P3 NCER ORD US EPA http://es.epa.gov/ncer/p3/event_2008/event_photos/teams/su833530/su833530.html	7	0.07%

	Pages	Visits	% Visits
190.	Green Technology: Use Less Resources and Increase Profits 2006 Newsroom P3 NCER ORD US EPA http://es.epa.gov/ncer/p3/press/may_03_2006.html	7	0.07%
191.	SU833554 2008 Project Descriptions P3 NCER ORD US EPA http://es.epa.gov/ncer/p3/project_websites/2008/su833554.html	7	0.07%
192.	SU833151 2006 Project Descriptions and Photos P3 NCER ORD US EPA http://es.epa.gov/ncer/p3/project_websites/2006/su833151.html	7	0.07%
193.	Clarkson University Sustainable Design Team presenting research at National Design competition 2006 Newsroom P3 NCER ORD US EPA http://es.epa.gov/ncer/p3/press/may_10_2006wwti.html	7	0.07%
194.	Senator Clinton Congratulates Clarkson University Students on Winning http://es.epa.gov/ncer/p3/press/may_11_2006hillary.html	7	0.07%
195.	Project Descriptions and Photos P3 NCER ORD US EPA http://es.epa.gov/ncer/p3/project_websites/2004/su831875.html	7	0.07%
196.	Announcements Archive National Sustainable Design Expo Archive Expo P3 NCER ORD US EPA http://es.epa.gov/ncer/p3/announcement_archive.html	7	0.07%
197.	SU832495 2005 Project Descriptions and Photos P3 NCER ORD US EPA http://es.epa.gov/ncer/p3/project_websites/2005/su832495.html	7	0.07%
198.	SU833947 2009 Project Descriptions P3 NCER ORD US EPA http://es.epa.gov/ncer/p3/project_websites/2009/su833947.html	7	0.07%
199.	Project Descriptions and Photos P3 NCER ORD US EPA http://es.epa.gov/ncer/p3/project_websites/2004/su831863.html	7	0.07%
200.	Project Descriptions and Photos P3 NCER ORD US EPA http://es.epa.gov/ncer/p3/project_websites/2004/su831831.html	7	0.07%
Subtotal for rows: 1 - 200		8,354	81.52%
Other		1,894	18.48%
Total		10,248	100.00%

items 1-200 of 833

Entry Pages - Help Card



Column Definitions

Entry Page

The first page in a given visit. Every visit has one and only one entry page.

Visits

For each entry page, the total number of visits that began with that entry page, during this time period.

%

For each page (row), the percentage of all visits to the site that went to that particular page during the report time period.



Report Descriptions

Briefly:

A visit can begin on a given page if a visitor:

- types the URL of the page in their browser then clicks on "Go"
- clicks on a bookmark to the page (stored from a previous visit)
- clicks on a link on a different site that points to the file. The link can appear to be text or an image, such as a banner ad.
- clicks on a link to the page in an e-mail. Again, the link can appear to be text or an image.
- clicks on a link on a search engine results page that points to this page
- activates an applet on another site or in a program that transfers them to this page

Finally, a visit can seem to begin on a given page if a visitor was already on the site, but allowed more than 30 minutes to elapse between clicks. When such a pause occurs, WebTrends counts two visits, one before and one after the pause. In other words, WebTrends considers a timeout of more than 30 minutes to be a de facto end of a visit. Consequently, the first page visited after the long pause will appear as an Entry Page for a new visit. Likewise, the last Page Viewed before the long pause will appear in the Exit Pages report. (*Note: the timeout is configurable in WebTrends via Options*)

If your site has more than one URL for a certain page, for example, /home.html and /home.asp, consider combining their statistics to get an accurate picture of how frequently that page's content is seen.

Uses and Interpretation:

Look at each page on the Entry Pages report and ask yourself whether it is suitable as the first page a visitor sees. For example, it can be argued that entry pages should:

- identify the site and/or brand
- have a clear link to the home page
- show the same navigation bars as the rest of the site

If a page that's frequently an entry page doesn't do all these things, consider modifying it to conform with best practices.

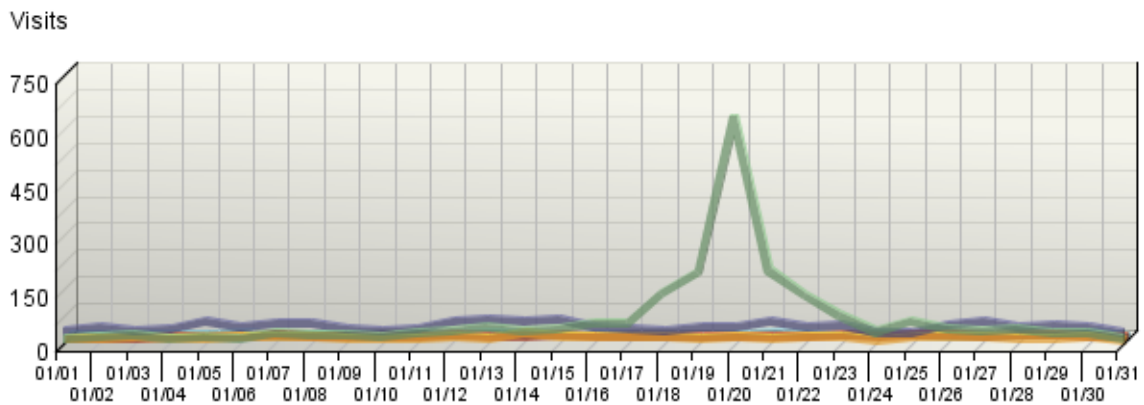
Other relevant reports and analyses:

1. Referring URLs for these entry pages.
2. Relationship to Exit Pages and Single Page Visits.
3. Correcting for multiple URLs for the same Page View.

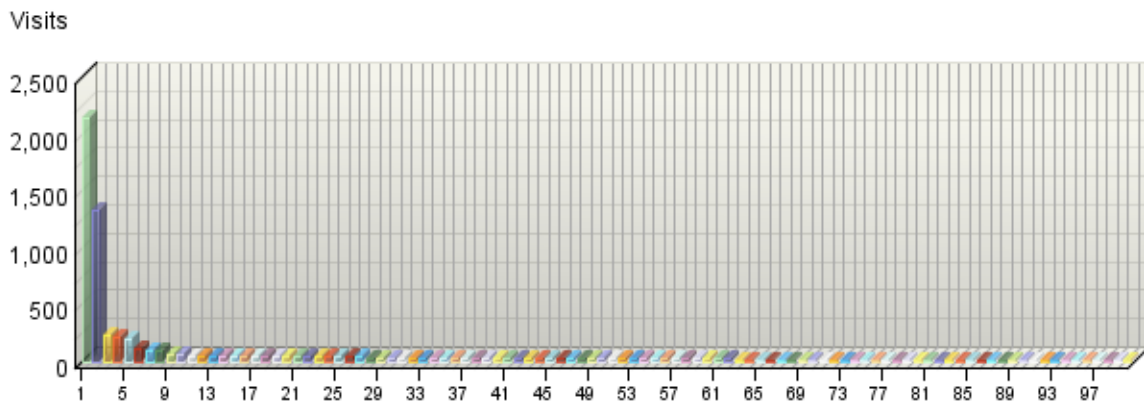
Exit Pages

This report shows the last or "exit" page of all visits. The visits may have finished for a number of reasons: the visitor went to another site, clicked on one of your site's links that took them to another site, closed the browser, or was inactive long enough for WebTrends to have counted the visit as ended.

Exit Pages: Trend Over Time



Exit Pages



Exit Pages

	Pages	Visits	% Visits
■ 1.	National Sustainable Design Expo 2008 P3 NCER ORD US EPA http://es.epa.gov/ncer/p3/expo/expo_2008.html	2,144	20.94%

	Pages	Visits	% Visits
2.	P3 NCER ORD US EPA http://es.epa.gov/ncer/P3/	1,337	13.06%
3.	2008/2009 P3 Teams P3 NCER ORD US EPA http://es.epa.gov/ncer/p3/current/	243	2.37%
4.	Basic Information P3 NCER ORD US EPA http://es.epa.gov/ncer/p3/fact_sheet.html	219	2.14%
5.	National Sustainable Design Expo P3 NCER ORD US EPA http://es.epa.gov/ncer/p3/expo/	199	1.94%
6.	2008 P3 Award Winners P3 Award Winners and Successes P3 NCER ORD US EPA http://es.epa.gov/ncer/p3/project_websites/2008/2008awardwinners.html	118	1.15%
7.	National Mall Map 2006 Newsroom P3 NCER ORD US EPA http://es.epa.gov/ncer/p3/press/mall_map.html	102	1.00%
8.	2008 Expo and P3 Videos P3 NCER ORD US EPA http://es.epa.gov/ncer/p3/multimedia.html	97	0.95%
9.	How to Apply Phase I - Project Development P3 NCER ORD US EPA http://es.epa.gov/ncer/p3/apply/	76	0.74%
10.	P3 and Other Awards Ceremony P3 NCER ORD US EPA http://es.epa.gov/ncer/p3/ceremony/	69	0.67%
11.	EPA: NCER: P3 Award: A National Student Design Competition for Sustainability focusing on People, Prosperity, and the Planet http://es.epa.gov/ncer/P3/designs_sustain_rfp.html	58	0.57%
12.	Forum P3 NCER ORD US EPA http://es.epa.gov/ncer/p3/forum/	58	0.57%
13.	Car Fueled With Biogas From Cow Manure: WWU Students Convert Methane Into Natural Gas Newsroom P3 NCER ORD US EPA http://es.epa.gov/ncer/p3/press/04_22_07.html	57	0.56%
14.	Forms P3 NCER ORD US EPA http://es.epa.gov/ncer/P3/forms/	53	0.52%
15.	Current Partners Information for Partners P3 NCER ORD US EPA http://es.epa.gov/ncer/p3/partners/	52	0.51%
16.	Newsroom P3 NCER ORD US EPA http://es.epa.gov/ncer/p3/news.html	51	0.50%
17.	2007 P3 Award Winners P3 Award Winners and Successes P3 NCER ORD US EPA http://es.epa.gov/ncer/p3/project_websites/2007/2007awardwinners.html	50	0.49%
18.	Other Sustainability Resources P3 NCER ORD US EPA http://es.epa.gov/ncer/p3/other/	50	0.49%

	Pages	Visits	% Visits
19.	Photo Gallery P3 NCER ORD US EPA http://es.epa.gov/ncer/p3/photo.html	48	0.47%
20.	University Teams Earn Sustainable Design Prizes - Biomethane Car And Learning Barge Among The Projects On The National Mall Newsroom P3 NCER ORD US EPA http://es.epa.gov/ncer/p3/press/04_26_07_msnbc.html	48	0.47%
21.	Application Overview Phase I - P3 Grant Competition/Proof of Concept P3 NCER ORD US EPA http://es.epa.gov/ncer/p3/appoverview.html	47	0.46%
22.	Additional Awards P3 Award Competition P3 NCER ORD US EPA http://es.epa.gov/ncer/p3/addawards.html	47	0.46%
23.	Student Group Tests Solar Greenhouse Energy Efficiency Newsroom P3 NCER ORD US EPA http://es.epa.gov/ncer/p3/press/04_26_07_mtimes.html	46	0.45%
24.	2006 P3 Award Winners P3 Award Winners and Successes P3 NCER ORD US EPA http://es.epa.gov/ncer/p3/project_websites/2006/2006awardwinners.html	45	0.44%
25.	Grant Recipients P3 NCER ORD US EPA http://es.epa.gov/ncer/p3/grantrecip.html	45	0.44%
26.	Employment Resources Forum P3 NCER ORD US EPA http://es.epa.gov/ncer/p3/forum/employ.html	43	0.42%
27.	P3 Award Winners P3 NCER ORD US EPA http://es.epa.gov/ncer/p3/success/	43	0.42%
28.	Videos: Expo and P3 Overviews P3 NCER ORD US EPA http://es.epa.gov/ncer/p3/overviews.html	42	0.41%
29.	EPA: NCER: P3: People, Prosperity and the Planet Student Design Competition for Sustainability: A National Student Design Competition for Sustainability focusing on People, Prosperity, and the Planet http://es.epa.gov/ncer/p3/designs_sustain_rfp_2005.html	41	0.40%
30.	Making Water Treatment Plants Sustainable P3 NCER ORD US EPA http://es.epa.gov/ncer/P3/success/lehigh.html	40	0.39%
31.	Information for P3 Teams P3 NCER ORD US EPA http://es.epa.gov/ncer/p3/teams/	40	0.39%
32.	Phase II - P3 Award Winners P3 NCER ORD US EPA http://es.epa.gov/ncer/p3/award_winners.html	40	0.39%
33.	Frequent Questions National Sustainable Design Expo P3 NCER ORD US EPA http://es.epa.gov/ncer/p3/expo/faq.html	39	0.38%

	Pages	Visits	% Visits
34.	AAAS Research Programs Forum P3 NCER ORD US EPA http://es.epa.gov/ncer/p3/forum/aaas.html	38	0.37%
35.	Draft Schedule of Events National Sustainable Design Expo P3 NCER ORD US EPA http://es.epa.gov/ncer/p3/expo/events.html	38	0.37%
36.	Peer Review Phase I - Project Development P3 NCER ORD US EPA http://es.epa.gov/ncer/p3/peerreview.html	36	0.35%
37.	Logistics National Sustainable Design Expo P3 NCER ORD US EPA http://es.epa.gov/ncer/p3/expo/logistics.html	35	0.34%
38.	2005 Project Descriptions and Photos P3 NCER ORD US EPA http://es.epa.gov/ncer/p3/project_websites/2005/2005_phase_1_project_websites.html	35	0.34%
39.	2006 P3 Competitors Photo Gallery P3 NCER ORD US EPA http://es.epa.gov/ncer/p3/event_2006/2006_competitors.html	35	0.34%
40.	Knowing the Score Helps Students Save Energy P3 NCER ORD US EPA http://es.epa.gov/ncer/p3/success/oberlinfeature.html	34	0.33%
41.	Info for Co-Sponsors Information For P3 NCER ORD US EPA http://es.epa.gov/ncer/p3/info/cosponsors.html	34	0.33%
42.	2007/2008 P3 Teams Past P3 Projects P3 NCER ORD US EPA http://es.epa.gov/ncer/p3/project_websites/2008/	34	0.33%
43.	2006 Award Ceremony Agenda 2006 Newsroom P3 NCER ORD US EPA http://es.epa.gov/ncer/p3/press/awardagenda06.html	33	0.32%
44.	National Sustainable Design Expo Archive P3 NCER ORD US EPA http://es.epa.gov/ncer/p3/expo/expo_archive.html	33	0.32%
45.	2004 P3 Projects Past P3 Projects P3 NCER ORD US EPA http://es.epa.gov/ncer/p3/project_websites/2004_project_websites.html	31	0.30%
46.	Info for Exhibitors Information For P3 NCER ORD US EPA http://es.epa.gov/ncer/p3/become_exhibitor.html	31	0.30%
47.	Contact Us P3 NCER ORD US EPA http://es.epa.gov/ncer/p3/contact.html	30	0.29%
48.	Jeopardy! Quizzes America with Environmental Clues Newsroom Archive Newsroom P3 NCER ORD US EPA http://es.epa.gov/ncer/p3/press/05_07_07.html	29	0.28%
49.	Media Info For P3 NCER ORD US EPA http://es.epa.gov/ncer/p3/info/media.html	29	0.28%

	Pages	Visits	% Visits
50.	2008 Event Date and Location P3 NCER ORD US EPA http://es.epa.gov/ncer/p3/event_2009/09_date_loc.html	28	0.27%
51.	Sustainability Challenge Areas P3 NCER ORD US EPA http://es.epa.gov/ncer/p3/challengearea.html	28	0.27%
52.	Solicitation Opens Phase I - Project Development P3 NCER ORD US EPA http://es.epa.gov/ncer/p3/solopen.html	28	0.27%
53.	2006 Award Ceremony Photo Gallery P3: People, Prosperity and the Planet Student Design Competition for Sustainability US EPA http://es.epa.gov/ncer/p3/event_2006/event_photos/awards/awards.html	27	0.26%
54.	2008 Expo and P3 Audio Files P3 NCER ORD US EPA http://es.epa.gov/ncer/p3/event_2008/audio_files/	27	0.26%
55.	2008 Judging Panel Information for P3 Teams P3 NCER ORD US EPA http://es.epa.gov/ncer/p3/event_2008/judges/bios.html	27	0.26%
56.	EPA: NCER: P3 http://es.epa.gov/ncer/P3recipients/2005/	27	0.26%
57.	Information For P3 NCER ORD US EPA http://es.epa.gov/ncer/p3/info/	27	0.26%
58.	Shedding Light on Clean Drinking Water P3 NCER ORD US EPA http://es.epa.gov/ncer/P3/success/berkeley.html	26	0.25%
59.	Greening the Campus: Improving the Environmental Performance of Buildings and Institutions P3 NCER ORD US EPA http://es.epa.gov/ncer/p3/success/oberlin.html	26	0.25%
60.	SU833553 2008 Project Descriptions P3 NCER ORD US EPA http://es.epa.gov/ncer/p3/project_websites/2008/su833553.html	26	0.25%
61.	Forms National Sustainable Design Expo P3 NCER ORD US EPA http://es.epa.gov/ncer/p3/expo/forms.html	26	0.25%
62.	Phase I - Project Development P3 NCER ORD US EPA http://es.epa.gov/ncer/p3/phase1proof.html	26	0.25%
63.	EPA Sustainability Programs P3 NCER ORD US EPA http://es.epa.gov/ncer/p3/epa/	25	0.24%
64.	Information for Partners Info For P3 NCER ORD US EPA http://es.epa.gov/ncer/p3/info/partners.html	25	0.24%

	Pages	Visits	% Visits
65.	2007 P3 Competitors Photo Gallery P3 NCER ORD US EPA http://es.epa.gov/ncer/p3/event_2007/event_photos/teams/2007_competitors.html	25	0.24%
66.	2006 National Expo Photo Gallery P3: People, Prosperity and the Planet Student Design Competition for Sustainability US EPA http://es.epa.gov/ncer/p3/event_2006/event_photos/mall_event_general/expo.html	24	0.23%
67.	2006-2007 Project Descriptions and Photos P3 NCER ORD US EPA http://es.epa.gov/ncer/p3/project_websites/2006/project_websites.html	24	0.23%
68.	Index of /ncer/p3/event_2007/event_photos/awards/ http://es.epa.gov/ncer/p3/event_2007/event_photos/awards/	23	0.22%
69.	Past P3 Projects P3 NCER ORD US EPA http://es.epa.gov/ncer/p3/past/	23	0.22%
70.	2006/2007 P3 Teams P3 NCER ORD US EPA http://es.epa.gov/ncer/p3/project_websites/2006/	22	0.21%
71.	2008 National Expo Photo Gallery P3 NCER ORD US EPA http://es.epa.gov/ncer/p3/event_2008/event_photos/expo/expo.html	22	0.21%
72.	Resources P3 NCER ORD US EPA http://es.epa.gov/ncer/p3/resources.html	22	0.21%
73.	2005 Photo Gallery P3 NCER ORD US EPA http://es.epa.gov/ncer/p3/event_2005/event_photos/award_ceremony/awards.html	21	0.21%
74.	Speaker's Biographies Awards Ceremony 2006 Newsroom P3 NCER ORD US EPA http://es.epa.gov/ncer/p3/press/awardsbios.html	21	0.21%
75.	Lynden Cows Fuel WWU Vehicle Newsroom P3 NCER ORD US EPA http://es.epa.gov/ncer/p3/press/05_02_07_lynden.html	21	0.21%
76.	SU833524 2008 Project Descriptions P3 NCER ORD US EPA http://es.epa.gov/ncer/p3/project_websites/2008/su833524.html	20	0.20%
77.	Judges P3 NCER ORD US EPA http://es.epa.gov/ncer/p3/judges.html	20	0.20%
78.	Prosperity - Small Business Phase II - P3 Award Winners P3 NCER ORD US EPA http://es.epa.gov/ncer/p3/awardsmallbiz.html	20	0.20%
79.	Announcements and Discussion Area Information for P3 Teams P3 NCER ORD US EPA http://es.epa.gov/ncer/p3/event_2008/08_announcements.html	19	0.19%
80.	EPA: P3 Award: Press Release http://es.epa.gov/ncer/p3/projects/	19	0.19%

	Pages	Visits	% Visits
81.	SU833546 2008 Project Descriptions P3 NCER ORD US EPA http://es.epa.gov/ncer/p3/project_websites/2008/su833546.html	19	0.19%
82.	Page Title P3 NCER ORD US EPA http://es.epa.gov/ncer/p3/awardplanet.html	18	0.18%
83.	Announcement Archives P3 NCER ORD US EPA http://es.epa.gov/ncer/p3/archive/	18	0.18%
84.	Publications P3 NCER ORD US EPA http://es.epa.gov/ncer/p3/publications.html	18	0.18%
85.	Notification Phase I - Project Development P3 NCER ORD US EPA http://es.epa.gov/ncer/P3/notification.html	18	0.18%
86.	The Virtual World Lets Students Ponder How to Save Mother Earth Newsroom P3 NCER ORD US EPA http://es.epa.gov/ncer/p3/press/11_14_06.html	18	0.18%
87.	SU833562 2008 Project Descriptions P3 NCER ORD US EPA http://es.epa.gov/ncer/p3/project_websites/2008/su833562.html	17	0.17%
88.	2008 Award Ceremony Photo Gallery P3 NCER ORD US EPA http://es.epa.gov/ncer/p3/event_2008/event_photos/awards/awards.html	17	0.17%
89.	National Sustainable Design Expo Co-Sponsors Information For P3 NCER ORD US EPA http://es.epa.gov/ncer/p3/info/cosponsors_archive.html	17	0.17%
90.	2007 National Expo Photo Gallery P3 NCER ORD US EPA http://es.epa.gov/ncer/p3/event_2007/event_photos/expo/expo.html	17	0.17%
91.	Phase II - P3 Award Winners P3 NCER ORD US EPA http://es.epa.gov/ncer/p3/phase2follow.html	17	0.17%
92.	Past P3 Projects by Topic Past P3 Projects P3 NCER ORD US EPA http://es.epa.gov/ncer/p3/abtable1.html	16	0.16%
93.	Media Archive Info For P3 NCER ORD US EPA http://es.epa.gov/ncer/p3/info/media_archive.html	16	0.16%
94.	EPA: P3: People, Prosperity and the Planet Student Design Competition for Sustainability: Information for P3 Teams http://es.epa.gov/ncer/p3/info/team.html	15	0.15%
95.	2008 P3 Competitors Photo Gallery P3 NCER ORD US EPA http://es.epa.gov/ncer/p3/event_2008/event_photos/teams/2008_competitors.html	15	0.15%

	Pages	Visits	% Visits
96.	SU833522 2008 Project Descriptions P3 NCER ORD US EPA http://es.epa.gov/ncer/p3/project_websites/2008/su833522.html	15	0.15%
97.	SU832484 2005 Project Descriptions and Photos P3 NCER ORD US EPA http://es.epa.gov/ncer/p3/event_2006/su832484/su832484.html	15	0.15%
98.	2005 Phase 2 Award Winners and Honorable Mentions 2006 Newsroom P3 NCER ORD US EPA http://es.epa.gov/ncer/p3/project_websites/2004_phase_2_project_websites.html	15	0.15%
99.	SU833524 2007/2008 P3 Teams P3 NCER ORD US EPA http://es.epa.gov/ncer/p3/event_2008/event_photos/teams/su833524/su833524.html	14	0.14%
100.	2005 In Process Project Photos P3 NCER ORD US EPA http://es.epa.gov/ncer/p3/project_photos/2005_projects.html	14	0.14%
101.	SU833560 2008 Project Descriptions P3 NCER ORD US EPA http://es.epa.gov/ncer/p3/project_websites/2008/su833560.html	14	0.14%
102.	EPA: P3: People, Prosperity and the Planet Student Design Competition for Sustainability: Information for Faculty http://es.epa.gov/ncer/p3/info/faculty.html	14	0.14%
103.	2007 Award Ceremony Photo Gallery P3 NCER ORD US EPA http://es.epa.gov/ncer/p3/event_2007/event_photos/awards/awards.html	14	0.14%
104.	University Of New Hampshire Students Without Borders Draw Water From Sand Newsroom P3 NCER ORD US EPA http://es.epa.gov/ncer/p3/press/04_24_07_statesnews.html	14	0.14%
105.	National Sustainable Design Expo 2008 Exhibitors P3 NCER ORD US EPA http://es.epa.gov/ncer/p3/expo/weblis_exhibitors2008.html	14	0.14%
106.	Green Technology at the Sustainable Design http://es.epa.gov/ncer/p3/press/may_12_2006down.html	14	0.14%
107.	People - Education Phase II - P3 Award Winners P3: People, Prosperity and the Planet Student Design Competition for Sustainability US EPA http://es.epa.gov/ncer/p3/awardededucation.html	14	0.14%
108.	2006 National Mall P3 Award Competition Agenda P3 NCER ORD US EPA http://es.epa.gov/ncer/p3/press/agenda06.html	13	0.13%

	Pages	Visits	% Visits
109.	The Report Card 2007 Newsroom P3 NCER ORD US EPA http://es.epa.gov/ncer/p3/press/05_14_07.html	13	0.13%
110.	SU833921 2009 Project Descriptions P3 NCER ORD US EPA http://es.epa.gov/ncer/p3/project_websites/2009/su833921.html	13	0.13%
111.	SU833149 2006 Project Descriptions and Photos P3 NCER ORD US EPA http://es.epa.gov/ncer/p3/project_websites/2006/su833149.html	13	0.13%
112.	P3 Newsroom Archive 2006 Newsroom P3 NCER ORD US EPA http://es.epa.gov/ncer/P3/press/	13	0.13%
113.	SU833547 2008 Project Descriptions P3 NCER ORD US EPA http://es.epa.gov/ncer/p3/project_websites/2008/su833547.html	13	0.13%
114.	P3 Award Competition P3 NCER ORD US EPA http://es.epa.gov/ncer/p3/awardcomp.html	13	0.13%
115.	SU833914 2009 Project Descriptions P3 NCER ORD US EPA http://es.epa.gov/ncer/p3/project_websites/2009/su833914.html	12	0.12%
116.	Community Essay 2006 Newsroom P3 NCER ORD US EPA http://es.epa.gov/ncer/p3/press/zimmerman_essay_10_19_2005.html	12	0.12%
117.	SU833920 2009 Project Descriptions P3 NCER ORD US EPA http://es.epa.gov/ncer/p3/project_websites/2009/su833920.html	12	0.12%
118.	SU833155 2006 Project Descriptions and Photos P3 NCER ORD US EPA http://es.epa.gov/ncer/p3/project_websites/2006/su833155.html	12	0.12%
119.	NEWS RELEASE P3 NCER ORD US EPA http://es.epa.gov/ncer/P3/press/archive/news_release_051705.html	12	0.12%
120.	Eligibility P3 NCER ORD US EPA http://es.epa.gov/ncer/p3/eligibility/	12	0.12%
121.	Photos of the 2005 National Expo Photo Gallery P3 NCER ORD US EPA http://es.epa.gov/ncer/p3/event_2005/event_photos/general_mall_photos/expo.html	12	0.12%
122.	Index of /ncer/p3/project_photos/su831888/ http://es.epa.gov/ncer/p3/project_photos/su831888/	12	0.12%
123.	Illinois Team Is A Winner In EPA Competition Newsroom P3 NCER ORD US EPA http://es.epa.gov/ncer/p3/press/05_01_07_uiuc.html	11	0.11%

	Pages	Visits	% Visits
124.	SU833512 2008 Project Descriptions P3 NCER ORD US EPA http://es.epa.gov/ncer/p3/project_websites/2008/su833512.html	11	0.11%
125.	SU833188 2006 Project Descriptions and Photos P3 NCER ORD US EPA http://es.epa.gov/ncer/p3/project_websites/2006/su833188.html	11	0.11%
126.	National Sustainable Design Expo 2007 Exhibitors P3 NCER ORD US EPA http://es.epa.gov/ncer/p3/expo/weblast_exhibitors2007.html	11	0.11%
127.	2008/2009 P3 Teams P3 NCER ORD US EPA http://es.epa.gov/ncer/p3/project_websites/2009/	11	0.11%
128.	http://es.epa.gov/ncer/p3/event_2008/08_date_loc.html	11	0.11%
129.	SU833939 2009 Project Descriptions P3 NCER ORD US EPA http://es.epa.gov/ncer/p3/project_websites/2009/su833939.html	11	0.11%
130.	SU833910 2009 Project Descriptions P3 NCER ORD US EPA http://es.epa.gov/ncer/p3/project_websites/2009/su833910.html	10	0.10%
131.	SU833521 2008 Project Descriptions P3 NCER ORD US EPA http://es.epa.gov/ncer/p3/project_websites/2008/su833521.html	10	0.10%
132.	SU833931 2009 Project Descriptions P3 NCER ORD US EPA http://es.epa.gov/ncer/p3/project_websites/2009/su833931.html	10	0.10%
133.	ASU Student Team Wins EPA Award for Solar Greenhouse Newsroom P3 NCER ORD US EPA http://es.epa.gov/ncer/p3/press/05_07_07_asu.html	10	0.10%
134.	SU833538 2007/2008 P3 Teams P3 NCER ORD US EPA http://es.epa.gov/ncer/p3/event_2008/event_photos/teams/su833538/su833538.html	10	0.10%
135.	SU833925 2009 Project Descriptions P3 NCER ORD US EPA http://es.epa.gov/ncer/p3/project_websites/2009/su833925.html	10	0.10%
136.	SU833944 2009 Project Descriptions P3 NCER ORD US EPA http://es.epa.gov/ncer/p3/project_websites/2009/su833944.html	10	0.10%
137.	SU833544 2008 Project Descriptions P3 NCER ORD US EPA http://es.epa.gov/ncer/p3/project_websites/2008/su833544.html	10	0.10%

	Pages	Visits	% Visits
138.	SU833541 2007/2008 P3 Teams P3 NCER ORD US EPA http://es.epa.gov/ncer/p3/event_2008/event_photos/teams/su833541/su833541.html	10	0.10%
139.	Senator Clinton Congratulates Clarkson University Students on Winning http://es.epa.gov/ncer/p3/press/may_11_2006hillary.html	10	0.10%
140.	SU833179 2006 Project Descriptions and Photos P3 NCER ORD US EPA http://es.epa.gov/ncer/p3/project_websites/2006/su833179.html	10	0.10%
141.	Judges Photo Photo Gallery P3 NCER ORD US EPA http://es.epa.gov/ncer/p3/event_2005/event_photos/judges/judges.html	10	0.10%
142.	41 P3 Grants Awarded 2006 Newsroom P3 NCER ORD US EPA http://es.epa.gov/ncer/p3/press/news_article_102705.html	10	0.10%
143.	Project Descriptions and Photos P3 NCER ORD US EPA http://es.epa.gov/ncer/p3/project_websites/2004/su831896.html	10	0.10%
144.	2005 P3 Competitors P3 NCER ORD US EPA http://es.epa.gov/ncer/p3/project_photos/2005_competitors.html	9	0.09%
145.	SU833938 2009 Project Descriptions P3 NCER ORD US EPA http://es.epa.gov/ncer/p3/project_websites/2009/su833938.html	9	0.09%
146.	SU833946 2009 Project Descriptions P3 NCER ORD US EPA http://es.epa.gov/ncer/p3/project_websites/2009/su833946.html	9	0.09%
147.	Western Wins \$75,000 Grant - EPA Grant To Bolster Biogas Refinery Built By Students Newsroom P3 NCER ORD US EPA http://es.epa.gov/ncer/p3/press/05_01_07_western.html	9	0.09%
148.	Project Descriptions and Photos P3 NCER ORD US EPA http://es.epa.gov/ncer/p3/project_websites/2004/su831810.html	9	0.09%
149.	SU833195 2006 Project Descriptions and Photos P3 NCER ORD US EPA http://es.epa.gov/ncer/p3/project_websites/2006/su833195.html	9	0.09%
150.	Index of /ncer/p3/project_photos/su831827/ http://es.epa.gov/ncer/p3/project_photos/su831827/	9	0.09%

	Pages	Visits	% Visits
151.	Project Descriptions and Photos P3 NCER ORD US EPA http://es.epa.gov/ncer/p3/project_websites/2004/su831825.html	9	0.09%
152.	Community Milestones Newsroom P3 NCER ORD US EPA http://es.epa.gov/ncer/p3/press/05_07_07_ws.html	9	0.09%
153.	Project Descriptions and Photos P3 NCER ORD US EPA http://es.epa.gov/ncer/p3/project_websites/2004/su831856.html	9	0.09%
154.	SU833539 2008 Project Descriptions P3 NCER ORD US EPA http://es.epa.gov/ncer/p3/project_websites/2008/su833539.html	9	0.09%
155.	SU833547 2007/2008 P3 Teams P3 NCER ORD US EPA http://es.epa.gov/ncer/p3/event_2008/event_photos/teams/su833547/su833547.html	9	0.09%
156.	SU833172 2006 Project Descriptions and Photos P3 NCER ORD US EPA http://es.epa.gov/ncer/p3/project_websites/2006/su833172.html	9	0.09%
157.	SU833530 2008 Project Descriptions P3 NCER ORD US EPA http://es.epa.gov/ncer/p3/project_websites/2008/su833530.html	9	0.09%
158.	Competition Challenges Students to Develop Environmentally-Friendly Technology 2006 Newsroom P3 NCER ORD US EPA http://es.epa.gov/ncer/P3/press/may_19_2006voa.html	9	0.09%
159.	SU833548 2007/2008 P3 Teams P3 NCER ORD US EPA http://es.epa.gov/ncer/p3/event_2008/event_photos/teams/su833548/su833548.html	9	0.09%
160.	SU833551 2008 Project Descriptions P3 NCER ORD US EPA http://es.epa.gov/ncer/p3/project_websites/2008/su833551.html	9	0.09%
161.	SU833175 2006 Project Descriptions and Photos P3 NCER ORD US EPA http://es.epa.gov/ncer/p3/project_websites/2006/su833175.html	9	0.09%
162.	SU832474 2005 Project Descriptions and Photos P3 NCER ORD US EPA http://es.epa.gov/ncer/p3/project_websites/2005/su832474.html	9	0.09%

	Pages	Visits	% Visits
163.	CLOSED-LOOP BIODIESEL PRODUCTION AMONG WINNERS AT NATIONAL SUSTAINABLE DESIGN EXPO 2006 Newsroom P3 NCER ORD US EPA http://es.epa.gov/ncer/p3/press/may_11_2006eesi.html	9	0.09%
164.	Green Event Strategies National Sustainable Design Expo P3 NCER ORD US EPA http://es.epa.gov/ncer/p3/greenevent.html	9	0.09%
165.	Judging Criteria P3 NCER ORD US EPA http://es.epa.gov/ncer/p3/judgingcriteria.html	9	0.09%
166.	SU833953 2009 Project Descriptions P3 NCER ORD US EPA http://es.epa.gov/ncer/p3/project_websites/2009/su833953.html	9	0.09%
167.	Looking to the sky for a water supply 2006 Newsroom P3 NCER ORD US EPA http://es.epa.gov/ncer/p3/press/april_16_2006north.html	9	0.09%
168.	SU833924 2009 Project Descriptions P3 NCER ORD US EPA http://es.epa.gov/ncer/p3/project_websites/2009/su833924.html	8	0.08%
169.	Project Descriptions and Photos P3 NCER ORD US EPA http://es.epa.gov/ncer/p3/project_websites/2004/su831831.html	8	0.08%
170.	SU833545 2008 Project Descriptions P3 NCER ORD US EPA http://es.epa.gov/ncer/p3/project_websites/2008/su833545.html	8	0.08%
171.	SU833941 2009 Project Descriptions P3 NCER ORD US EPA http://es.epa.gov/ncer/p3/project_websites/2009/su833941.html	8	0.08%
172.	SU833937 2009 Project Descriptions P3 NCER ORD US EPA http://es.epa.gov/ncer/p3/project_websites/2009/su833937.html	8	0.08%
173.	"Growing" Buildings 2006 Newsroom P3 NCER ORD US EPA http://es.epa.gov/ncer/p3/press/may_14_2006.html	8	0.08%
174.	SU834015 2009 Project Descriptions P3 NCER ORD US EPA http://es.epa.gov/ncer/p3/project_websites/2009/su834015.html	8	0.08%
175.	SU832486 2005 Project Descriptions and Photos P3 NCER ORD US EPA http://es.epa.gov/ncer/p3/project_websites/2005/su832486.html	8	0.08%

	Pages	Visits	% Visits
176.	SU832494 2005 Project Descriptions and Photos P3 NCER ORD US EPA http://es.epa.gov/ncer/p3/project_websites/2005/su832494.html	8	0.08%
177.	Student Engineering Group Wins Honorable http://es.epa.gov/ncer/P3/press/may_17_2006iowa.html	8	0.08%
178.	SU833544 2007/2008 P3 Teams P3 NCER ORD US EPA http://es.epa.gov/ncer/p3/event_2008/event_photos/teams/su833544/su833544.html	8	0.08%
179.	Students Showcase Green Designs for the Planet Newsroom P3 NCER ORD US EPA http://es.epa.gov/ncer/p3/press/04_27_07_voa.html	8	0.08%
180.	SU833522 2007/2008 P3 Teams P3 NCER ORD US EPA http://es.epa.gov/ncer/p3/event_2008/event_photos/teams/su833522/su833522.html	8	0.08%
181.	SU833178 2006 Project Descriptions and Photos P3 NCER ORD US EPA http://es.epa.gov/ncer/p3/project_websites/2006/su833178.html	8	0.08%
182.	SU833169 2006 Project Descriptions and Photos P3 NCER ORD US EPA http://es.epa.gov/ncer/p3/project_websites/2006/su833169.html	8	0.08%
183.	SU832513 2005 Project Descriptions and Photos P3 NCER ORD US EPA http://es.epa.gov/ncer/p3/project_websites/2005/su832513.html	8	0.08%
184.	2005 P3 Awards from EPA - EWB in the News 2006 Newsroom P3 NCER ORD US EPA http://es.epa.gov/ncer/p3/press/aug_15_2006ewb.html	8	0.08%
185.	Student Group Tests Solar Greenhouse Energy Efficiency Newsroom P3 NCER ORD US EPA http://es.epa.gov/ncer/p3/press/04_16_07.html	8	0.08%
186.	National Sustainable Design Expo Highlights Student Work 2006 Newsroom P3 NCER ORD US EPA http://es.epa.gov/ncer/p3/press/may_12_2006voa.html	8	0.08%
187.	SU833535 2008 Project Descriptions P3 NCER ORD US EPA http://es.epa.gov/ncer/p3/project_websites/2008/su833535.html	8	0.08%
188.	SU832485 2005 Project Descriptions and Photos P3 NCER ORD US EPA http://es.epa.gov/ncer/p3/project_websites/2005/su832485.html	8	0.08%
189.	EPA: NCER: P3 http://es.epa.gov/ncer/p3recipients/	8	0.08%

	Pages	Visits	% Visits
190.	SU833153 2006/2007 P3 Teams P3 NCER ORD US EPA http://es.epa.gov/ncer/p3/event_2007/event_photos/teams/su833153/su833153.html	8	0.08%
191.	SU833932 2009 Project Descriptions P3 NCER ORD US EPA http://es.epa.gov/ncer/p3/project_websites/2009/su833932.html	8	0.08%
192.	SU833951 2009 Project Descriptions P3 NCER ORD US EPA http://es.epa.gov/ncer/p3/project_websites/2009/su833951.html	8	0.08%
193.	SU832478 2005 Project Descriptions and Photos P3 NCER ORD US EPA http://es.epa.gov/ncer/p3/project_websites/2005/su832478.html	8	0.08%
194.	SU833183 2006 Project Descriptions and Photos P3 NCER ORD US EPA http://es.epa.gov/ncer/p3/project_websites/2006/su833183.html	8	0.08%
195.	SU833535 2007/2008 P3 Teams P3 NCER ORD US EPA http://es.epa.gov/ncer/p3/event_2008/event_photos/teams/su833535/su833535.html	8	0.08%
196.	Index of /ncer/p3/event_2005/su831897/ http://es.epa.gov/ncer/p3/event_2005/su831897/	8	0.08%
197.	Project Descriptions and Photos P3 NCER ORD US EPA http://es.epa.gov/ncer/p3/project_websites/2004/su831827.html	8	0.08%
198.	Index of /ncer/p3/event_2005/su831825/ http://es.epa.gov/ncer/p3/event_2005/su831825/	8	0.08%
199.	Judges 2006 P3 NCER ORD US EPA http://es.epa.gov/ncer/p3/info/judges06.html	8	0.08%
200.	SU833513 2007/2008 P3 Teams P3 NCER ORD US EPA http://es.epa.gov/ncer/p3/event_2008/event_photos/teams/su833513/su833513.html	8	0.08%
Subtotal for rows: 1 - 200		8,278	80.84%
Other		1,962	19.16%
Total		10,240	100.00%

items 1-200 of 848

Exit Pages - Help Card



Column Definitions

Exit Page

The last page viewed in a given visit. Every visit has one and only one exit page.

Visits

For each exit page, the total number of visits that ended with that page.

%

For each page (row), the percentage of all visits to the site that went to that particular page during the report time period.



Report Descriptions

Briefly:

If a visitor leaves your site or is inactive for a long time, Webtrends counts the visit as "ended" after 30 minutes of inaction. Visitors may have:

- Browsed to a different site
- Closed their browser
- Remained inactive for more than 30 minutes but did not leave your site. Note that if a visitor resumes clicking on your site after 30 minutes of inactivity, WebTrends records two visits, one before and one after the pause. Consequently, the last page viewed before the long pause will appear as an Exit Page, the first page viewed after the long pause will appear in the Entry Pages report, and your own domain will be the referring domain.

It's usually not possible to know where a visitor went after your site. Log files only record those clicks that are requests for files housed on *your* servers. If your site has links to other sites, it is possible to find out if visitors left the site using those links if you modify those links so that, when clicked on, they request a redirect page from your server that in turn takes them to the destination site.

It's usually not possible to know how long a visitor stayed on the exit page before leaving. All that is known is that the visitor had no activity (clicks) for at least 30 minutes.

Uses and Interpretation:

Examine each exit page in the report and ask yourself whether it can be considered a desirable or undesirable ending point for a visit. For example, a purchase thank-you page would be a desirable end of a visit, but a page in the middle of a registration process would be undesirable as a last page.

Undesirable exit pages may indicate a problem needing addressing, such as:

- a difficult multi-step process
- a page that takes too long to load
- content that does not hold the visitor's interest
- confusing navigation

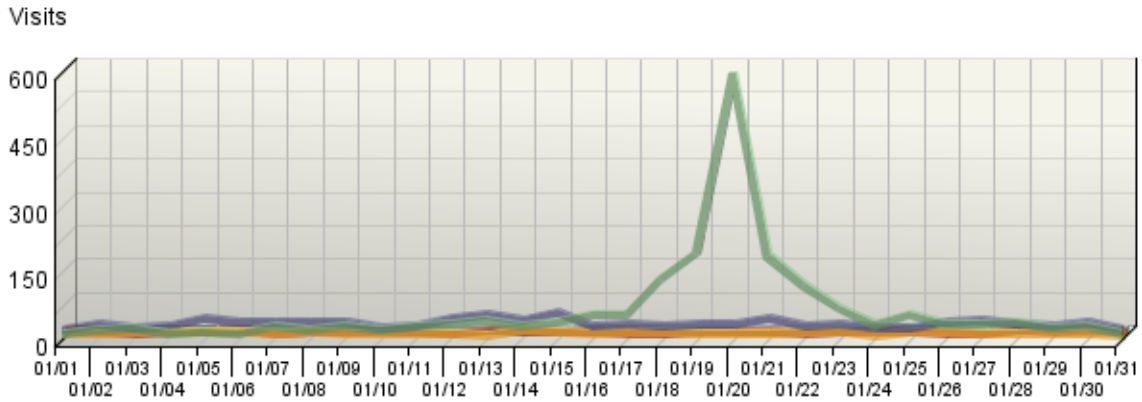
Other relevant reports and analyses:

Relationship to Entry Pages and Single-Page Visits.

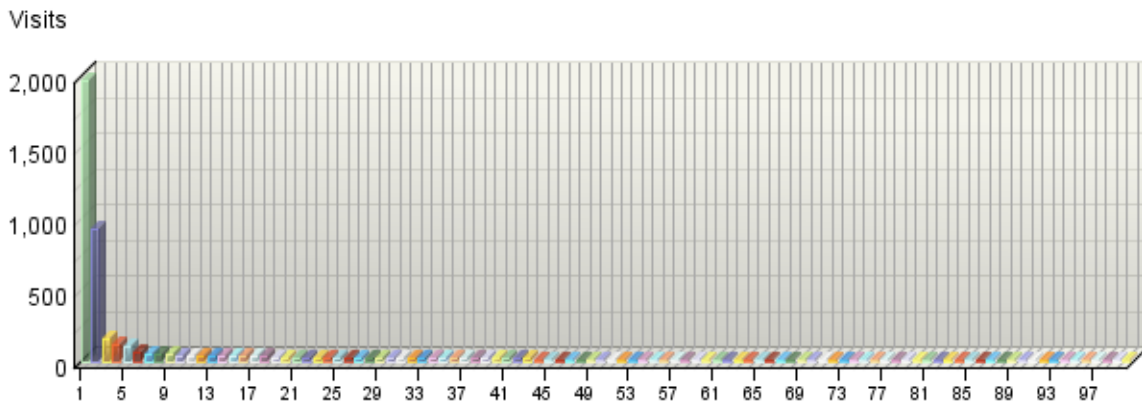
Single-Page Visits

This report lists pages that were the only page viewed during visits that were exactly one page long.

Single-Page Visits: Trend Over Time



Single-Page Visits



Single-Page Visits

	Pages	Visits	% Visits
■ 1.	National Sustainable Design Expo 2008 P3 NCER ORD US EPA http://es.epa.gov/ncer/p3/expo/expo_2008.html	1,972	29.05%
■ 2.	P3 NCER ORD US EPA http://es.epa.gov/ncer/P3/	935	13.77%

	Pages	Visits	% Visits
3.	2008/2009 P3 Teams P3 NCER ORD US EPA http://es.epa.gov/ncer/p3/current/	161	2.37%
4.	National Sustainable Design Expo P3 NCER ORD US EPA http://es.epa.gov/ncer/p3/expo/	123	1.81%
5.	Basic Information P3 NCER ORD US EPA http://es.epa.gov/ncer/p3/fact_sheet.html	113	1.66%
6.	2008 P3 Award Winners P3 Award Winners and Successes P3 NCER ORD US EPA http://es.epa.gov/ncer/p3/project_websites/2008/2008awardwinners.html	73	1.08%
7.	National Mall Map 2006 Newsroom P3 NCER ORD US EPA http://es.epa.gov/ncer/p3/press/mall_map.html	57	0.84%
8.	Car Fueled With Biogas From Cow Manure: WWU Students Convert Methane Into Natural Gas Newsroom P3 NCER ORD US EPA http://es.epa.gov/ncer/p3/press/04_22_07.html	56	0.82%
9.	2008 Expo and P3 Videos P3 NCER ORD US EPA http://es.epa.gov/ncer/p3/multimedia.html	49	0.72%
10.	EPA: NCER: P3 Award: A National Student Design Competition for Sustainability focusing on People, Prosperity, and the Planet http://es.epa.gov/ncer/P3/designs_sustain_rfp.html	44	0.65%
11.	University Teams Earn Sustainable Design Prizes - Biomethane Car And Learning Barge Among The Projects On The National Mall Newsroom P3 NCER ORD US EPA http://es.epa.gov/ncer/p3/press/04_26_07_msnbc.html	42	0.62%
12.	Student Group Tests Solar Greenhouse Energy Efficiency Newsroom P3 NCER ORD US EPA http://es.epa.gov/ncer/p3/press/04_26_07_mtimes.html	40	0.59%
13.	Other Sustainability Resources P3 NCER ORD US EPA http://es.epa.gov/ncer/p3/other/	37	0.55%
14.	Phase II - P3 Award Winners P3 NCER ORD US EPA http://es.epa.gov/ncer/p3/award_winners.html	37	0.55%
15.	Newsroom P3 NCER ORD US EPA http://es.epa.gov/ncer/p3/news.html	35	0.52%
16.	Making Water Treatment Plants Sustainable P3 NCER ORD US EPA http://es.epa.gov/ncer/P3/success/lehigh.html	34	0.50%
17.	Current Partners Information for Partners P3 NCER ORD US EPA http://es.epa.gov/ncer/p3/partners/	34	0.50%
18.	P3 and Other Awards Ceremony P3 NCER ORD US EPA http://es.epa.gov/ncer/p3/ceremony/	34	0.50%

	Pages	Visits	% Visits
19.	2006 P3 Award Winners P3 Award Winners and Successes P3 NCER ORD US EPA http://es.epa.gov/ncer/p3/project_websites/2006/2006awardwinners.html	32	0.47%
20.	EPA: NCER: P3: People, Prosperity and the Planet Student Design Competition for Sustainability: A National Student Design Competition for Sustainability focusing on People, Prosperity, and the Planet http://es.epa.gov/ncer/p3/designs_sustain_rfp_2005.html	31	0.46%
21.	Grant Recipients P3 NCER ORD US EPA http://es.epa.gov/ncer/p3/grantrecip.html	31	0.46%
22.	2006 P3 Competitors Photo Gallery P3 NCER ORD US EPA http://es.epa.gov/ncer/p3/event_2006/2006_competitors.html	29	0.43%
23.	2004 P3 Projects Past P3 Projects P3 NCER ORD US EPA http://es.epa.gov/ncer/p3/project_websites/2004_project_websites.html	28	0.41%
24.	How to Apply Phase I - Project Development P3 NCER ORD US EPA http://es.epa.gov/ncer/p3/apply/	28	0.41%
25.	Photo Gallery P3 NCER ORD US EPA http://es.epa.gov/ncer/p3/photo.html	27	0.40%
26.	Jeopardy! Quizzes America with Environmental Clues Newsroom Archive Newsroom P3 NCER ORD US EPA http://es.epa.gov/ncer/p3/press/05_07_07.html	27	0.40%
27.	2006 Award Ceremony Agenda 2006 Newsroom P3 NCER ORD US EPA http://es.epa.gov/ncer/p3/press/awardagenda06.html	27	0.40%
28.	Frequent Questions National Sustainable Design Expo P3 NCER ORD US EPA http://es.epa.gov/ncer/p3/expo/faq.html	26	0.38%
29.	2008 Judging Panel Information for P3 Teams P3 NCER ORD US EPA http://es.epa.gov/ncer/p3/event_2008/judges/bios.html	26	0.38%
30.	P3 Award Winners P3 NCER ORD US EPA http://es.epa.gov/ncer/p3/success/	25	0.37%
31.	2007 P3 Award Winners P3 Award Winners and Successes P3 NCER ORD US EPA http://es.epa.gov/ncer/p3/project_websites/2007/2007awardwinners.html	25	0.37%
32.	2005 Project Descriptions and Photos P3 NCER ORD US EPA http://es.epa.gov/ncer/p3/project_websites/2005/2005_phase_1_project_websites.html	25	0.37%
33.	AAAS Research Programs Forum P3 NCER ORD US EPA http://es.epa.gov/ncer/p3/forum/aaas.html	24	0.35%

	Pages	Visits	% Visits
34.	Knowing the Score Helps Students Save Energy P3 NCER ORD US EPA http://es.epa.gov/ncer/p3/success/oberlinfeature.html	23	0.34%
35.	Forms P3 NCER ORD US EPA http://es.epa.gov/ncer/P3/forms/	23	0.34%
36.	Logistics National Sustainable Design Expo P3 NCER ORD US EPA http://es.epa.gov/ncer/p3/expo/logistics.html	23	0.34%
37.	2007/2008 P3 Teams Past P3 Projects P3 NCER ORD US EPA http://es.epa.gov/ncer/p3/project_websites/2008/	23	0.34%
38.	Peer Review Phase I - Project Development P3 NCER ORD US EPA http://es.epa.gov/ncer/p3/peerreview.html	23	0.34%
39.	Info for Co-Sponsors Information For P3 NCER ORD US EPA http://es.epa.gov/ncer/p3/info/cosponsors.html	22	0.32%
40.	Shedding Light on Clean Drinking Water P3 NCER ORD US EPA http://es.epa.gov/ncer/P3/success/berkeley.html	22	0.32%
41.	EPA Sustainability Programs P3 NCER ORD US EPA http://es.epa.gov/ncer/p3/epa/	22	0.32%
42.	Videos: Expo and P3 Overviews P3 NCER ORD US EPA http://es.epa.gov/ncer/p3/overviews.html	21	0.31%
43.	Contact Us P3 NCER ORD US EPA http://es.epa.gov/ncer/p3/contact.html	21	0.31%
44.	2006-2007 Project Descriptions and Photos P3 NCER ORD US EPA http://es.epa.gov/ncer/p3/project_websites/2006/project_websites.html	20	0.29%
45.	Forum P3 NCER ORD US EPA http://es.epa.gov/ncer/p3/forum/	19	0.28%
46.	Lynden Cows Fuel WWU Vehicle Newsroom P3 NCER ORD US EPA http://es.epa.gov/ncer/p3/press/05_02_07_lynden.html	19	0.28%
47.	SU833553 2008 Project Descriptions P3 NCER ORD US EPA http://es.epa.gov/ncer/p3/project_websites/2008/su833553.html	19	0.28%
48.	Additional Awards P3 Award Competition P3 NCER ORD US EPA http://es.epa.gov/ncer/p3/addawards.html	19	0.28%
49.	Information for P3 Teams P3 NCER ORD US EPA http://es.epa.gov/ncer/p3/teams/	18	0.27%

	Pages	Visits	% Visits
50.	Application Overview Phase I - P3 Grant Competition/Proof of Concept P3 NCER ORD US EPA http://es.epa.gov/ncer/p3/appoverview.html	18	0.27%
51.	2008 Expo and P3 Audio Files P3 NCER ORD US EPA http://es.epa.gov/ncer/p3/event_2008/audio_files/	17	0.25%
52.	Information for Partners Info For P3 NCER ORD US EPA http://es.epa.gov/ncer/p3/info/partners.html	17	0.25%
53.	Speaker's Biographies Awards Ceremony 2006 Newsroom P3 NCER ORD US EPA http://es.epa.gov/ncer/p3/press/awardsbios.html	16	0.24%
54.	The Virtual World Lets Students Ponder How to Save Mother Earth Newsroom P3 NCER ORD US EPA http://es.epa.gov/ncer/p3/press/11_14_06.html	16	0.24%
55.	SU833546 2008 Project Descriptions P3 NCER ORD US EPA http://es.epa.gov/ncer/p3/project_websites/2008/su833546.html	16	0.24%
56.	Media Info For P3 NCER ORD US EPA http://es.epa.gov/ncer/p3/info/media.html	15	0.22%
57.	Past P3 Projects P3 NCER ORD US EPA http://es.epa.gov/ncer/p3/past/	15	0.22%
58.	2006/2007 P3 Teams P3 NCER ORD US EPA http://es.epa.gov/ncer/p3/project_websites/2006/	14	0.21%
59.	Information For P3 NCER ORD US EPA http://es.epa.gov/ncer/p3/info/	14	0.21%
60.	Judges P3 NCER ORD US EPA http://es.epa.gov/ncer/p3/judges.html	14	0.21%
61.	Announcements and Discussion Area Information for P3 Teams P3 NCER ORD US EPA http://es.epa.gov/ncer/p3/event_2008/08_announcements.html	14	0.21%
62.	Prosperity - Small Business Phase II - P3 Award Winners P3 NCER ORD US EPA http://es.epa.gov/ncer/p3/awardsmallbiz.html	14	0.21%
63.	Page Title P3 NCER ORD US EPA http://es.epa.gov/ncer/p3/awardplanet.html	14	0.21%
64.	Resources P3 NCER ORD US EPA http://es.epa.gov/ncer/p3/resources.html	14	0.21%
65.	SU833524 2008 Project Descriptions P3 NCER ORD US EPA http://es.epa.gov/ncer/p3/project_websites/2008/su833524.html	13	0.19%

	Pages	Visits	% Visits
66.	2006 National Expo Photo Gallery P3: People, Prosperity and the Planet Student Design Competition for Sustainability US EPA http://es.epa.gov/ncer/p3/event_2006/event_photos/mall_event_general/expo.html	13	0.19%
67.	Solicitation Opens Phase I - Project Development P3 NCER ORD US EPA http://es.epa.gov/ncer/p3/solopen.html	13	0.19%
68.	Publications P3 NCER ORD US EPA http://es.epa.gov/ncer/p3/publications.html	13	0.19%
69.	2008 Award Ceremony Photo Gallery P3 NCER ORD US EPA http://es.epa.gov/ncer/p3/event_2008/event_photos/awards/awards.html	13	0.19%
70.	Info for Exhibitors Information For P3 NCER ORD US EPA http://es.epa.gov/ncer/p3/become_exhibitor.html	13	0.19%
71.	SU833522 2008 Project Descriptions P3 NCER ORD US EPA http://es.epa.gov/ncer/p3/project_websites/2008/su833522.html	13	0.19%
72.	Notification Phase I - Project Development P3 NCER ORD US EPA http://es.epa.gov/ncer/P3/notification.html	12	0.18%
73.	University Of New Hampshire Students Without Borders Draw Water From Sand Newsroom P3 NCER ORD US EPA http://es.epa.gov/ncer/p3/press/04_24_07_statesnews.html	12	0.18%
74.	Community Essay 2006 Newsroom P3 NCER ORD US EPA http://es.epa.gov/ncer/p3/press/zimmerman_esay_10_19_2005.html	12	0.18%
75.	Forms National Sustainable Design Expo P3 NCER ORD US EPA http://es.epa.gov/ncer/p3/expo/forms.html	12	0.18%
76.	Green Technology at the Sustainable Design http://es.epa.gov/ncer/p3/press/may_12_2006down.html	11	0.16%
77.	National Sustainable Design Expo Archive P3 NCER ORD US EPA http://es.epa.gov/ncer/p3/expo/expo_archive.html	11	0.16%
78.	Sustainability Challenge Areas P3 NCER ORD US EPA http://es.epa.gov/ncer/p3/challengearea.html	11	0.16%
79.	EPA: P3: People, Prosperity and the Planet Student Design Competition for Sustainability: Information for Faculty http://es.epa.gov/ncer/p3/info/faculty.html	11	0.16%
80.	Phase II - P3 Award Winners P3 NCER ORD US EPA http://es.epa.gov/ncer/p3/phase2follow.html	11	0.16%

	Pages	Visits	% Visits
81.	2005 Photo Gallery P3 NCER ORD US EPA http://es.epa.gov/ncer/p3/event_2005/event_photos/award_ceremony/awards.html	11	0.16%
82.	2005 In Process Project Photos P3 NCER ORD US EPA http://es.epa.gov/ncer/p3/project_photos/2005_projects.html	11	0.16%
83.	SU832484 2005 Project Descriptions and Photos P3 NCER ORD US EPA http://es.epa.gov/ncer/p3/event_2006/su832484/su832484.html	11	0.16%
84.	2006 National Mall P3 Award Competition Agenda P3 NCER ORD US EPA http://es.epa.gov/ncer/p3/press/agenda06.html	11	0.16%
85.	Past P3 Projects by Topic Past P3 Projects P3 NCER ORD US EPA http://es.epa.gov/ncer/p3/abtable1.html	10	0.15%
86.	Draft Schedule of Events National Sustainable Design Expo P3 NCER ORD US EPA http://es.epa.gov/ncer/p3/expo/events.html	10	0.15%
87.	National Sustainable Design Expo 2008 Exhibitors P3 NCER ORD US EPA http://es.epa.gov/ncer/p3/expo/weblis_exhibitors2008.html	10	0.15%
88.	SU833547 2008 Project Descriptions P3 NCER ORD US EPA http://es.epa.gov/ncer/p3/project_websites/2008/su833547.html	10	0.15%
89.	2008 National Expo Photo Gallery P3 NCER ORD US EPA http://es.epa.gov/ncer/p3/event_2008/event_photos/expo/expo.html	10	0.15%
90.	National Sustainable Design Expo 2007 Exhibitors P3 NCER ORD US EPA http://es.epa.gov/ncer/p3/expo/weblis_exhibitors2007.html	10	0.15%
91.	EPA: P3 Award: Press Release http://es.epa.gov/ncer/p3/projects/	10	0.15%
92.	People - Education Phase II - P3 Award Winners P3: People, Prosperity and the Planet Student Design Competition for Sustainability US EPA http://es.epa.gov/ncer/p3/awardededucation.html	10	0.15%
93.	SU833562 2008 Project Descriptions P3 NCER ORD US EPA http://es.epa.gov/ncer/p3/project_websites/2008/su833562.html	10	0.15%
94.	The Report Card 2007 Newsroom P3 NCER ORD US EPA http://es.epa.gov/ncer/p3/press/05_14_07.html	10	0.15%

	Pages	Visits	% Visits
95.	SU833560 2008 Project Descriptions P3 NCER ORD US EPA http://es.epa.gov/ncer/p3/project_websites/2008/su833560.html	10	0.15%
96.	2006 Award Ceremony Photo Gallery P3: People, Prosperity and the Planet Student Design Competition for Sustainability US EPA http://es.epa.gov/ncer/p3/event_2006/event_photos/awards/awards.html	10	0.15%
97.	Greening the Campus: Improving the Environmental Performance of Buildings and Institutions P3 NCER ORD US EPA http://es.epa.gov/ncer/p3/success/oberlin.html	10	0.15%
98.	SU833920 2009 Project Descriptions P3 NCER ORD US EPA http://es.epa.gov/ncer/p3/project_websites/2009/su833920.html	9	0.13%
99.	Phase I - Project Development P3 NCER ORD US EPA http://es.epa.gov/ncer/p3/phase1proof.html	9	0.13%
100.	Index of /ncer/p3/project_photos/su831888/ http://es.epa.gov/ncer/p3/project_photos/su831888/	9	0.13%
101.	National Sustainable Design Expo Co-Sponsors Information For P3 NCER ORD US EPA http://es.epa.gov/ncer/p3/info/cosponsors_archive.html	9	0.13%
102.	Western Wins \$75,000 Grant - EPA Grant To Bolster Biogas Refinery Built By Students Newsroom P3 NCER ORD US EPA http://es.epa.gov/ncer/p3/press/05_01_07_western.html	9	0.13%
103.	2007 Award Ceremony Photo Gallery P3 NCER ORD US EPA http://es.epa.gov/ncer/p3/event_2007/event_photos/awards/awards.html	9	0.13%
104.	NEWS RELEASE P3 NCER ORD US EPA http://es.epa.gov/ncer/P3/press/archive/news_release_051705.html	9	0.13%
105.	Photos of the 2005 National Expo Photo Gallery P3 NCER ORD US EPA http://es.epa.gov/ncer/p3/event_2005/event_photos/general_mall_photos/expo.html	9	0.13%
106.	P3 Award Competition P3 NCER ORD US EPA http://es.epa.gov/ncer/p3/awardcomp.html	9	0.13%
107.	Illinois Team Is A Winner In EPA Competition Newsroom P3 NCER ORD US EPA http://es.epa.gov/ncer/p3/press/05_01_07_uiuc.html	9	0.13%
108.	Employment Resources Forum P3 NCER ORD US EPA http://es.epa.gov/ncer/p3/forum/employ.html	9	0.13%
109.	Media Archive Info For P3 NCER ORD US EPA http://es.epa.gov/ncer/p3/info/media_archive.html	9	0.13%

	Pages	Visits	% Visits
110.	SU833149 2006 Project Descriptions and Photos P3 NCER ORD US EPA http://es.epa.gov/ncer/p3/project_websites/2006/su833149.html	9	0.13%
111.	EPA: NCER: P3 http://es.epa.gov/ncer/P3recipients/2005/	8	0.12%
112.	SU833538 2007/2008 P3 Teams P3 NCER ORD US EPA http://es.epa.gov/ncer/p3/event_2008/event_photos/teams/su833538/su833538.html	8	0.12%
113.	Community Milestones Newsroom P3 NCER ORD US EPA http://es.epa.gov/ncer/p3/press/05_07_07_ws.html	8	0.12%
114.	SU833155 2006 Project Descriptions and Photos P3 NCER ORD US EPA http://es.epa.gov/ncer/p3/project_websites/2006/su833155.html	8	0.12%
115.	Judges Photo Photo Gallery P3 NCER ORD US EPA http://es.epa.gov/ncer/p3/event_2005/event_photos/judges/judges.html	8	0.12%
116.	ASU Student Team Wins EPA Award for Solar Greenhouse Newsroom P3 NCER ORD US EPA http://es.epa.gov/ncer/p3/press/05_07_07_asu.html	8	0.12%
117.	Competition Challenges Students to Develop Environmentally-Friendly Technology 2006 Newsroom P3 NCER ORD US EPA http://es.epa.gov/ncer/P3/press/may_19_2006voa.html	8	0.12%
118.	SU833541 2007/2008 P3 Teams P3 NCER ORD US EPA http://es.epa.gov/ncer/p3/event_2008/event_photos/teams/su833541/su833541.html	8	0.12%
119.	2005 Phase 2 Award Winners and Honorable Mentions 2006 Newsroom P3 NCER ORD US EPA http://es.epa.gov/ncer/p3/project_websites/2004_phase_2_project_websites.html	8	0.12%
120.	Announcement Archives P3 NCER ORD US EPA http://es.epa.gov/ncer/p3/archive/	8	0.12%
121.	CLOSED-LOOP BIODIESEL PRODUCTION AMONG WINNERSAT NATIONAL SUSTAINABLE DESIGN EXPO 2006 Newsroom P3 NCER ORD US EPA http://es.epa.gov/ncer/p3/press/may_11_2006eesi.html	8	0.12%
122.	SU833925 2009 Project Descriptions P3 NCER ORD US EPA http://es.epa.gov/ncer/p3/project_websites/2009/su833925.html	8	0.12%

	Pages	Visits	% Visits
123.	2007 National Expo Photo Gallery P3 NCER ORD US EPA http://es.epa.gov/ncer/p3/event_2007/event_photos/expo/expo.html	7	0.10%
124.	SU833172 2006 Project Descriptions and Photos P3 NCER ORD US EPA http://es.epa.gov/ncer/p3/project_websites/2006/su833172.html	7	0.10%
125.	http://es.epa.gov/ncer/p3/event_2008/08_date_loc.html	7	0.10%
126.	SU833914 2009 Project Descriptions P3 NCER ORD US EPA http://es.epa.gov/ncer/p3/project_websites/2009/su833914.html	7	0.10%
127.	Project Descriptions and Photos P3 NCER ORD US EPA http://es.epa.gov/ncer/p3/project_websites/2004/su831827.html	7	0.10%
128.	Index of /ncer/p3/event_2005/su831825/ http://es.epa.gov/ncer/p3/event_2005/su831825/	7	0.10%
129.	2008 Event Date and Location P3 NCER ORD US EPA http://es.epa.gov/ncer/p3/event_2009/09_date_loc.html	7	0.10%
130.	2005 P3 Competitors P3 NCER ORD US EPA http://es.epa.gov/ncer/p3/project_photos/2005_competitors.html	7	0.10%
131.	Looking to the sky for a water supply 2006 Newsroom P3 NCER ORD US EPA http://es.epa.gov/ncer/p3/press/april_16_2006north.html	7	0.10%
132.	Clarkson University Sustainable Design Team presenting research at National Design competition 2006 Newsroom P3 NCER ORD US EPA http://es.epa.gov/ncer/p3/press/may_10_2006wwti.html	7	0.10%
133.	41 P3 Grants Awarded 2006 Newsroom P3 NCER ORD US EPA http://es.epa.gov/ncer/p3/press/news_article_102705.html	7	0.10%
134.	P3 Newsroom Archive 2006 Newsroom P3 NCER ORD US EPA http://es.epa.gov/ncer/P3/press/	7	0.10%
135.	SU834015 2009 Project Descriptions P3 NCER ORD US EPA http://es.epa.gov/ncer/p3/project_websites/2009/su834015.html	7	0.10%
136.	2008/2009 P3 Teams P3 NCER ORD US EPA http://es.epa.gov/ncer/p3/project_websites/2009/	7	0.10%
137.	SU833195 2006 Project Descriptions and Photos P3 NCER ORD US EPA http://es.epa.gov/ncer/p3/project_websites/2006/su833195.html	7	0.10%

	Pages	Visits	% Visits
138.	EPA: NCER: P3 http://es.epa.gov/ncer/p3recipients/	7	0.10%
139.	Judges 2006 P3 NCER ORD US EPA http://es.epa.gov/ncer/p3/info/judges06.html	7	0.10%
140.	SU833908 2009 Project Descriptions P3 NCER ORD US EPA http://es.epa.gov/ncer/p3/project_websites/2009/su833908.html	7	0.10%
141.	Green Event Strategies National Sustainable Design Expo P3 NCER ORD US EPA http://es.epa.gov/ncer/p3/greenevent.html	7	0.10%
142.	SU833946 2009 Project Descriptions P3 NCER ORD US EPA http://es.epa.gov/ncer/p3/project_websites/2009/su833946.html	7	0.10%
143.	SU833937 2009 Project Descriptions P3 NCER ORD US EPA http://es.epa.gov/ncer/p3/project_websites/2009/su833937.html	7	0.10%
144.	Students Earn EPA Grant For Work In Panama Newsroom P3 NCER ORD US EPA http://es.epa.gov/ncer/p3/press/04_30_07.html	7	0.10%
145.	SU833923 2009 Project Descriptions P3 NCER ORD US EPA http://es.epa.gov/ncer/p3/project_websites/2009/su833923.html	6	0.09%
146.	2008 P3 Competitors Photo Gallery P3 NCER ORD US EPA http://es.epa.gov/ncer/p3/event_2008/event_photos/teams/2008_competitors.html	6	0.09%
147.	Student Group Tests Solar Greenhouse Energy Efficiency Newsroom P3 NCER ORD US EPA http://es.epa.gov/ncer/p3/press/04_16_07.html	6	0.09%
148.	SU833524 2007/2008 P3 Teams P3 NCER ORD US EPA http://es.epa.gov/ncer/p3/event_2008/event_photos/teams/su833524/su833524.html	6	0.09%
149.	Project Descriptions and Photos P3 NCER ORD US EPA http://es.epa.gov/ncer/p3/project_websites/2004/su831810.html	6	0.09%
150.	Senator Clinton Congratulates Clarkson University Students on Winning http://es.epa.gov/ncer/p3/press/may_11_2006hillary.html	6	0.09%
151.	SU833512 2007/2008 P3 Teams P3 NCER ORD US EPA http://es.epa.gov/ncer/p3/event_2008/event_photos/teams/su833512/su833512.html	6	0.09%

	Pages	Visits	% Visits
152.	SU833512 2008 Project Descriptions P3 NCER ORD US EPA http://es.epa.gov/ncer/p3/project_websites/2008/su833512.html	6	0.09%
153.	SU833939 2009 Project Descriptions P3 NCER ORD US EPA http://es.epa.gov/ncer/p3/project_websites/2009/su833939.html	6	0.09%
154.	SU833938 2009 Project Descriptions P3 NCER ORD US EPA http://es.epa.gov/ncer/p3/project_websites/2009/su833938.html	6	0.09%
155.	Student Engineering Group Wins Honorable http://es.epa.gov/ncer/P3/press/may_17_2006iowa.html	6	0.09%
156.	SU833179 2006 Project Descriptions and Photos P3 NCER ORD US EPA http://es.epa.gov/ncer/p3/project_websites/2006/su833179.html	6	0.09%
157.	EPA: P3: People, Prosperity and the Planet Student Design Competition for Sustainability: Information for P3 Teams http://es.epa.gov/ncer/p3/info/team.html	6	0.09%
158.	SU833535 2008 Project Descriptions P3 NCER ORD US EPA http://es.epa.gov/ncer/p3/project_websites/2008/su833535.html	6	0.09%
159.	SU833193 2006/2007 P3 Teams P3 NCER ORD US EPA http://es.epa.gov/ncer/p3/event_2007/event_photos/teams/su833193/su833193.html	5	0.07%
160.	SU833534 2008 Project Descriptions P3 NCER ORD US EPA http://es.epa.gov/ncer/p3/project_websites/2008/su833534.html	5	0.07%
161.	SU832491 2005 Project Descriptions and Photos P3 NCER ORD US EPA http://es.epa.gov/ncer/p3/project_websites/2005/su832491.html	5	0.07%
162.	SU833544 2008 Project Descriptions P3 NCER ORD US EPA http://es.epa.gov/ncer/p3/project_websites/2008/su833544.html	5	0.07%
163.	"Growing" Buildings 2006 Newsroom P3 NCER ORD US EPA http://es.epa.gov/ncer/p3/press/may_14_2006.html	5	0.07%
164.	Larsen Congratulates Western Washington Students On Winning EPA's P3 Award Newsroom P3 NCER ORD US EPA http://es.epa.gov/ncer/p3/press/04_26_07_statenews.html	5	0.07%

	Pages	Visits	% Visits
165.	SU833936 2009 Project Descriptions P3 NCER ORD US EPA http://es.epa.gov/ncer/p3/project_websites/2009/su833936.html	5	0.07%
166.	SU832494 2005 Project Descriptions and Photos P3 NCER ORD US EPA http://es.epa.gov/ncer/p3/project_websites/2005/su832494.html	5	0.07%
167.	Project Descriptions and Photos P3 NCER ORD US EPA http://es.epa.gov/ncer/p3/project_websites/2004/su831882.html	5	0.07%
168.	SU833522 2007/2008 P3 Teams P3 NCER ORD US EPA http://es.epa.gov/ncer/p3/event_2008/event_photos/teams/su833522/su833522.html	5	0.07%
169.	2005 P3 Awards from EPA - EWB in the News 2006 Newsroom P3 NCER ORD US EPA http://es.epa.gov/ncer/p3/press/aug_15_2006ewb.html	5	0.07%
170.	SU832476 2005 Project Descriptions and Photos P3 NCER ORD US EPA http://es.epa.gov/ncer/p3/project_websites/2005/su832476.html	5	0.07%
171.	Spring 2007 Forecast: A Green Planet and Green Economy Newsroom P3 NCER ORD US EPA http://es.epa.gov/ncer/p3/press/04_23_07.html	5	0.07%
172.	SU833187 2006 Project Descriptions and Photos P3 NCER ORD US EPA http://es.epa.gov/ncer/p3/project_websites/2006/su833187.html	5	0.07%
173.	SU833941 2009 Project Descriptions P3 NCER ORD US EPA http://es.epa.gov/ncer/p3/project_websites/2009/su833941.html	5	0.07%
174.	SU832491 2005 Project Descriptions and Photos P3 NCER ORD US EPA http://es.epa.gov/ncer/p3/event_2006/su832491/su832491.html	5	0.07%
175.	Project Descriptions and Photos P3 NCER ORD US EPA http://es.epa.gov/ncer/p3/project_websites/2004/su831875.html	5	0.07%
176.	SU833551 2008 Project Descriptions P3 NCER ORD US EPA http://es.epa.gov/ncer/p3/project_websites/2008/su833551.html	5	0.07%
177.	Students Showcase Green Designs for the Planet Newsroom P3 NCER ORD US EPA http://es.epa.gov/ncer/p3/press/04_27_07_voa.html	5	0.07%

	Pages	Visits	% Visits
178.	SU833931 2009 Project Descriptions P3 NCER ORD US EPA http://es.epa.gov/ncer/p3/project_websites/2009/su833931.html	5	0.07%
179.	SU833173 2006 Project Descriptions and Photos P3 NCER ORD US EPA http://es.epa.gov/ncer/p3/project_websites/2006/su833173.html	5	0.07%
180.	SU832511 2005 Project Descriptions and Photos P3 NCER ORD US EPA http://es.epa.gov/ncer/p3/event_2006/su832511/su832511.html	5	0.07%
181.	2007 P3 Competitors Photo Gallery P3 NCER ORD US EPA http://es.epa.gov/ncer/p3/event_2007/event_photos/teams/2007_competitors.html	5	0.07%
182.	SU833935 2009 Project Descriptions P3 NCER ORD US EPA http://es.epa.gov/ncer/p3/project_websites/2009/su833935.html	5	0.07%
183.	SU833153 2006/2007 P3 Teams P3 NCER ORD US EPA http://es.epa.gov/ncer/p3/event_2007/event_photos/teams/su833153/su833153.html	5	0.07%
184.	SU833157 2006 Project Descriptions and Photos P3 NCER ORD US EPA http://es.epa.gov/ncer/p3/project_websites/2006/su833157.html	5	0.07%
185.	SU833178 2006 Project Descriptions and Photos P3 NCER ORD US EPA http://es.epa.gov/ncer/p3/project_websites/2006/su833178.html	5	0.07%
186.	Request for Proposals P3 NCER ORD US EPA http://es.epa.gov/ncer/p3/designs_sustain_rfp_2004.html	5	0.07%
187.	Highlights from the National Sustainable Design Expo Newsroom P3 NCER ORD US EPA http://es.epa.gov/ncer/p3/press/blog_05_01_07_sands.html	5	0.07%
188.	SU833905 2009 Project Descriptions P3 NCER ORD US EPA http://es.epa.gov/ncer/p3/project_websites/2009/su833905.html	5	0.07%
189.	SU832511 2005 Project Descriptions and Photos P3 NCER ORD US EPA http://es.epa.gov/ncer/p3/project_websites/2005/su832511.html	5	0.07%
190.	STUDENT TEAMS RECEIVE EPA'S FIRST P3 AWARDS 2006 Newsroom P3 NCER ORD US EPA http://es.epa.gov/ncer/p3/press/news_release_051705.html	5	0.07%

	Pages	Visits	% Visits
191.	SU832480 2005 Project Descriptions and Photos P3 NCER ORD US EPA http://es.epa.gov/ncer/p3/event_2006/su832480/su832480.html	5	0.07%
192.	SU833563 2007/2008 P3 Teams P3 NCER ORD US EPA http://es.epa.gov/ncer/p3/event_2008/event_photos/teams/su833563/su833563.html	4	0.06%
193.	SU833932 2009 Project Descriptions P3 NCER ORD US EPA http://es.epa.gov/ncer/p3/project_websites/2009/su833932.html	4	0.06%
194.	Technology Students Travel To D.C., Compete Newsroom P3 NCER ORD US EPA http://es.epa.gov/ncer/p3/press/04_24_07.html	4	0.06%
195.	SU833545 2007/2008 P3 Teams P3 NCER ORD US EPA http://es.epa.gov/ncer/p3/event_2008/event_photos/teams/su833545/su833545.html	4	0.06%
196.	Project Descriptions and Photos P3 NCER ORD US EPA http://es.epa.gov/ncer/p3/project_websites/2004/su831896.html	4	0.06%
197.	Eligibility P3 NCER ORD US EPA http://es.epa.gov/ncer/p3/eligibility/	4	0.06%
198.	SU833553 2007/2008 P3 Teams P3 NCER ORD US EPA http://es.epa.gov/ncer/p3/event_2008/event_photos/teams/su833553/su833553.html	4	0.06%
199.	SU832485 2005 Project Descriptions and Photos P3 NCER ORD US EPA http://es.epa.gov/ncer/p3/project_websites/2005/su832485.html	4	0.06%
200.	SU832474 2005 Project Descriptions and Photos P3 NCER ORD US EPA http://es.epa.gov/ncer/p3/project_websites/2005/su832474.html	4	0.06%
Subtotal for rows: 1 - 200		5,872	86.51%
Other		916	13.49%
Total		6,788	100.00%

items 1-200 of 651

Single-Page Visits - Help Card



Column Definitions

Pages

Any displayed page. You can specify for each profile the types of files that qualify as a page. These settings can be changed by the WebTrends administrator.

Visits

Number of visits where the specified page was the exit page. A visit is a series of actions that begins when a visitor views their first page from the server, and ends when the visitor leaves the site or remains idle beyond the idle-time limit. The default idle-time limit is thirty minutes. This time limit can be changed by the system administrator.

%

For each page (row), the percentage of all visits to the site that went to that particular page during the report time period.



Report Descriptions

Briefly:

The proportion of all visits that are single page visits can be surprisingly high, although this phenomenon is experienced on most public websites. But the Single Page Visit statistic is easily skewed by certain site structures. The most common is an arrival page that automatically redirects the visitor to the "real" home page. Single-Page Visits will be underestimated in these cases, because visitors have requested two pages by the time they reach the home page. Any visitor who leaves immediately will be counted as a two-page visit. Their single-page experience will not appear in the Single-Page Visits report.

The Single Page Visits report can be made more accurate by filtering out the arrival page (losing, unfortunately, important referrer information). A better solution is to change the URL of the redirect page into the URL of the target page, using the URL Search and Replace function or WebTrends Scripting Language. Parameters can be different in the two log lines as long as the stem is the same. In the logs, the session will appear to be two consecutive hits to the target page, which WebTrends perceives as a Single-Page Visit to the target page.

Uses and Interpretation:

Before using Single Page Visits (SPVs) to evaluate a site's success, be clear about which Single-Page Visits are desirable or undesirable. For example, are some of your pages intended to be self-sufficient, such as a "What's New" page?

SPVs can be part of a set of overall site metrics called "Percent of all Visits that are Single-Page Visits." Ideally, undesirable SPVs should be low, and desirable SPVs should be high.

Pages in which undesirable SPVs more than expected should be evaluated for possible content or design flaws. Examples:

- There is no obvious way to go further into the site.
- The page doesn't convey what the site is about.
- The visitor is overwhelmed by complexity of the page.
- The page takes too long to load.

In a marketing context, high numbers of Single-Page Visits can indicate that visitors are coming to the site for the wrong reason. Do new visitors have accurate perceptions about what the site offers? Are your ads or search engine listings giving the correct impression?

Other relevant reports and analyses:

Separate SPV Statistics for New and Returning Visitors

Paths, Forward: All Entry Pages

This report shows the most common page-by-page sequence followed by visitors after the specified start page. The paths may or may not include a visit's Exit Page.

Paths, Forward: All Entry Pages

	Next Page Next Page	Visits	% Visits
■	End Of Visit	7,260	70.90%
■ 1.	Basic Information P3 NCER ORD US EPA http://es.epa.gov/ncer/p3/fact_sheet.html	118	1.15%
	P3 NCER ORD US EPA http://es.epa.gov/ncer/P3/	11	9.32%
	2008/2009 P3 Teams P3 NCER ORD US EPA http://es.epa.gov/ncer/p3/current/	9	7.63%
	How to Apply Phase I - Project Development P3 NCER ORD US EPA http://es.epa.gov/ncer/p3/apply/	8	6.78%
	EPA: NCER: P3 Award: A National Student Design Competition for Sustainability focusing on People, Prosperity, and the Planet http://es.epa.gov/ncer/P3/designs_sustain_rfp.html	8	6.78%
	Phase I - Project Development P3 NCER ORD US EPA http://es.epa.gov/ncer/p3/phase1proof.html	5	4.24%
	Solicitation Opens Phase I - Project Development P3 NCER ORD US EPA http://es.epa.gov/ncer/p3/solopen.html	3	2.54%
	Sustainability Challenge Areas P3 NCER ORD US EPA http://es.epa.gov/ncer/p3/challengearea.html	2	1.69%
	Phase II - P3 Award Winners P3 NCER ORD US EPA http://es.epa.gov/ncer/p3/phase2follow.html	2	1.69%
	2008 Expo and P3 Videos P3 NCER ORD US EPA http://es.epa.gov/ncer/p3/multimedia.html	2	1.69%
	Current Partners Information for Partners P3 NCER ORD US EPA http://es.epa.gov/ncer/p3/partners/	1	0.85%
	Peer Review Phase I - Project Development P3 NCER ORD US EPA http://es.epa.gov/ncer/p3/peerreview.html	1	0.85%
	P3 Award Winners P3 NCER ORD US EPA http://es.epa.gov/ncer/p3/success/	1	0.85%

	Next Page Next Page	Visits	% Visits
	Info for Co-Sponsors Information For P3 NCER ORD US EPA http://es.epa.gov/ncer/p3/info/cosponsors.html	1	0.85%
	National Sustainable Design Expo P3 NCER ORD US EPA http://es.epa.gov/ncer/p3/expo/	1	0.85%
	End Of Visit	63	53.39%
■ 2.	P3 NCER ORD US EPA http://es.epa.gov/ncer/P3/	56	0.55%
	2008/2009 P3 Teams P3 NCER ORD US EPA http://es.epa.gov/ncer/p3/current/	2	3.57%
	Basic Information P3 NCER ORD US EPA http://es.epa.gov/ncer/p3/fact_sheet.html	2	3.57%
	2007 P3 Award Winners P3 Award Winners and Successes P3 NCER ORD US EPA http://es.epa.gov/ncer/p3/project_websites/2007/2007awardwinners.html	2	3.57%
	Newsroom P3 NCER ORD US EPA http://es.epa.gov/ncer/p3/news.html	2	3.57%
	SU833157 2006 Project Descriptions and Photos P3 NCER ORD US EPA http://es.epa.gov/ncer/p3/project_websites/2006/su833157.html	1	1.79%
	P3 Award Winners P3 NCER ORD US EPA http://es.epa.gov/ncer/p3/success/	1	1.79%
	National Sustainable Design Expo 2007 Exhibitors P3 NCER ORD US EPA http://es.epa.gov/ncer/p3/expo/weblis_exhibitors2007.html	1	1.79%
	Videos: Expo and P3 Overviews P3 NCER ORD US EPA http://es.epa.gov/ncer/p3/overviews.html	1	1.79%
	SU833561 2008 Project Descriptions P3 NCER ORD US EPA http://es.epa.gov/ncer/p3/project_websites/2008/su833561.html	1	1.79%
	National Sustainable Design Expo P3 NCER ORD US EPA http://es.epa.gov/ncer/p3/expo/	1	1.79%
	End Of Visit	42	75.00%
■ 3.	National Sustainable Design Expo P3 NCER ORD US EPA http://es.epa.gov/ncer/p3/expo/	53	0.52%
	National Sustainable Design Expo Archive P3 NCER ORD US EPA http://es.epa.gov/ncer/p3/expo/expo_archive.html	6	11.32%
	Information for P3 Teams P3 NCER ORD US EPA http://es.epa.gov/ncer/p3/teams/	6	11.32%

	Next Page Next Page	Visits	% Visits
	2008/2009 P3 Teams P3 NCER ORD US EPA http://es.epa.gov/ncer/p3/current/	1	1.89%
	Information for Partners Info For P3 NCER ORD US EPA http://es.epa.gov/ncer/p3/info/partners.html	1	1.89%
	Basic Information P3 NCER ORD US EPA http://es.epa.gov/ncer/p3/fact_sheet.html	1	1.89%
	Info for Exhibitors Information For P3 NCER ORD US EPA http://es.epa.gov/ncer/p3/become_exhibitor.html	1	1.89%
	Info for Co-Sponsors Information For P3 NCER ORD US EPA http://es.epa.gov/ncer/p3/info/cosponsors.html	1	1.89%
	P3 NCER ORD US EPA http://es.epa.gov/ncer/P3/	1	1.89%
	Page Title P3 NCER ORD US EPA http://es.epa.gov/ncer/p3/awardplanet.html	1	1.89%
	End Of Visit	34	64.15%
■ 4.	National Mall Map 2006 Newsroom P3 NCER ORD US EPA http://es.epa.gov/ncer/p3/press/mall_map.html	39	0.38%
	National Sustainable Design Expo 2008 P3 NCER ORD US EPA http://es.epa.gov/ncer/p3/expo/expo_2008.html	1	2.56%
	End Of Visit	38	97.44%
■ 5.	P3 and Other Awards Ceremony P3 NCER ORD US EPA http://es.epa.gov/ncer/p3/ceremony/	34	0.33%
	Basic Information P3 NCER ORD US EPA http://es.epa.gov/ncer/p3/fact_sheet.html	10	29.41%
	Additional Awards P3 Award Competition P3 NCER ORD US EPA http://es.epa.gov/ncer/p3/addawards.html	3	8.82%
	P3 NCER ORD US EPA http://es.epa.gov/ncer/P3/	2	5.88%
	How to Apply Phase I - Project Development P3 NCER ORD US EPA http://es.epa.gov/ncer/p3/apply/	2	5.88%
	2008/2009 P3 Teams P3 NCER ORD US EPA http://es.epa.gov/ncer/p3/current/	1	2.94%
	National Sustainable Design Expo P3 NCER ORD US EPA http://es.epa.gov/ncer/p3/expo/	1	2.94%
	SU833525 2008 Project Descriptions P3 NCER ORD US EPA http://es.epa.gov/ncer/p3/project_websites/2008/su833525.html	1	2.94%
	End Of Visit	14	41.18%

	Next Page Next Page	Visits	% Visits
■ 6.	How to Apply Phase I - Project Development P3 NCER ORD US EPA http://es.epa.gov/ncer/p3/apply/	33	0.32%
	Application Overview Phase I - P3 Grant Competition/Proof of Concept P3 NCER ORD US EPA http://es.epa.gov/ncer/p3/appoverview.html	8	24.24%
	Basic Information P3 NCER ORD US EPA http://es.epa.gov/ncer/p3/fact_sheet.html	2	6.06%
	Info for Exhibitors Information For P3 NCER ORD US EPA http://es.epa.gov/ncer/p3/become_exhibitor.html	2	6.06%
	End Of Visit	21	63.64%
■ 7.	2008/2009 P3 Teams P3 NCER ORD US EPA http://es.epa.gov/ncer/p3/current/	31	0.30%
	Basic Information P3 NCER ORD US EPA http://es.epa.gov/ncer/p3/fact_sheet.html	2	6.45%
	2007/2008 P3 Teams Past P3 Projects P3 NCER ORD US EPA http://es.epa.gov/ncer/p3/project_websites/2008/	2	6.45%
	P3 NCER ORD US EPA http://es.epa.gov/ncer/P3/	1	3.23%
	Other Sustainability Resources P3 NCER ORD US EPA http://es.epa.gov/ncer/p3/other/	1	3.23%
	SU833510 2007/2008 P3 Teams P3 NCER ORD US EPA http://es.epa.gov/ncer/p3/event_2008/event_photos/teams/su833510/su833510.html	1	3.23%
	SU833946 2009 Project Descriptions P3 NCER ORD US EPA http://es.epa.gov/ncer/p3/project_websites/2009/su833946.html	1	3.23%
	End Of Visit	23	74.19%
■ 8.	Employment Resources Forum P3 NCER ORD US EPA http://es.epa.gov/ncer/p3/forum/employ.html	26	0.25%
	End Of Visit	26	100.00%
■ 9.	2008 Expo and P3 Videos P3 NCER ORD US EPA http://es.epa.gov/ncer/p3/multimedia.html	19	0.19%
	P3 NCER ORD US EPA http://es.epa.gov/ncer/P3/	2	10.53%
	P3 Award Winners P3 NCER ORD US EPA http://es.epa.gov/ncer/p3/success/	1	5.26%
	Photo Gallery P3 NCER ORD US EPA http://es.epa.gov/ncer/p3/photo.html	1	5.26%
	End Of Visit	15	78.95%

	Next Page Next Page	Visits	% Visits
■ 10.	Forum P3 NCER ORD US EPA http://es.epa.gov/ncer/p3/forum/	17	0.17%
	P3 NCER ORD US EPA http://es.epa.gov/ncer/P3/	10	58.82%
	Forms P3 NCER ORD US EPA http://es.epa.gov/ncer/P3/forms/	1	5.88%
	End Of Visit	6	35.29%
■ 11.	National Sustainable Design Expo Archive P3 NCER ORD US EPA http://es.epa.gov/ncer/p3/expo/expo_archive.html	16	0.16%
	National Sustainable Design Expo 2008 P3 NCER ORD US EPA http://es.epa.gov/ncer/p3/expo/expo_2008.html	3	18.75%
	P3 NCER ORD US EPA http://es.epa.gov/ncer/P3/	1	6.25%
	Draft Schedule of Events National Sustainable Design Expo P3 NCER ORD US EPA http://es.epa.gov/ncer/p3/expo/events.html	1	6.25%
	End Of Visit	11	68.75%
■ 12.	P3 Award Winners P3 NCER ORD US EPA http://es.epa.gov/ncer/p3/success/	13	0.13%
	2008 P3 Award Winners P3 Award Winners and Successes P3 NCER ORD US EPA http://es.epa.gov/ncer/p3/project_websites/2008/2008awardwinners.html	11	84.62%
	2008 Expo and P3 Audio Files P3 NCER ORD US EPA http://es.epa.gov/ncer/p3/event_2008/audio_files/	1	7.69%
	End Of Visit	1	7.69%
■ 13.	2008 Event Date and Location P3 NCER ORD US EPA http://es.epa.gov/ncer/p3/event_2009/09_date_loc.html	12	0.12%
	http://es.epa.gov/ncer/p3/event_2008/08_date_loc.html	2	16.67%
	End Of Visit	10	83.33%
■ 14.	2007 P3 Competitors Photo Gallery P3 NCER ORD US EPA http://es.epa.gov/ncer/p3/event_2007/event_photos/teams/2007_competitors.html	12	0.12%
	End Of Visit	12	100.00%
■ 15.	http://es.epa.gov/ncer/p3/event_2008/08_date_loc.html	11	0.11%
	2008 Event Date and Location P3 NCER ORD US EPA http://es.epa.gov/ncer/p3/event_2009/09_date_loc.html	10	90.91%

	Next Page Next Page	Visits	% Visits
	National Sustainable Design Expo P3 NCER ORD US EPA http://es.epa.gov/ncer/p3/expo/	1	9.09%
■ 16.	Greening the Campus: Improving the Environmental Performance of Buildings and Institutions P3 NCER ORD US EPA http://es.epa.gov/ncer/p3/success/oberlin.html End Of Visit	10 10	0.10% 100.00%
■ 17.	Knowing the Score Helps Students Save Energy P3 NCER ORD US EPA http://es.epa.gov/ncer/p3/success/oberlinfeature.html End Of Visit	9 9	0.09% 100.00%
■ 18.	Videos: Expo and P3 Overviews P3 NCER ORD US EPA http://es.epa.gov/ncer/p3/overviews.html 2008 Expo and P3 Videos P3 NCER ORD US EPA http://es.epa.gov/ncer/p3/multimedia.html End Of Visit	9 2 7	0.09% 22.22% 77.78%
■ 19.	Information for P3 Teams P3 NCER ORD US EPA http://es.epa.gov/ncer/p3/teams/ Draft Schedule of Events National Sustainable Design Expo P3 NCER ORD US EPA http://es.epa.gov/ncer/p3/expo/events.html P3 NCER ORD US EPA http://es.epa.gov/ncer/P3/ Forum P3 NCER ORD US EPA http://es.epa.gov/ncer/p3/forum/ Information for Partners Info For P3 NCER ORD US EPA http://es.epa.gov/ncer/p3/info/partners.html 2006 Award Ceremony Agenda 2006 Newsroom P3 NCER ORD US EPA http://es.epa.gov/ncer/p3/press/awardagenda06.html End Of Visit	9 4 1 1 1 1 1	0.09% 44.44% 11.11% 11.11% 11.11% 11.11% 11.11%
■ 20.	Newsroom P3 NCER ORD US EPA http://es.epa.gov/ncer/p3/news.html P3 NCER ORD US EPA http://es.epa.gov/ncer/P3/ 2008/2009 P3 Teams P3 NCER ORD US EPA http://es.epa.gov/ncer/p3/current/ Videos: Expo and P3 Overviews P3 NCER ORD US EPA http://es.epa.gov/ncer/p3/overviews.html End Of Visit	9 2 1 1 5	0.09% 22.22% 11.11% 11.11% 55.56%

	Next Page Next Page	Visits	% Visits
■ 21.	Draft Schedule of Events National Sustainable Design Expo P3 NCER ORD US EPA http://es.epa.gov/ncer/p3/expo/events.html	8	0.08%
	2008 Event Date and Location P3 NCER ORD US EPA http://es.epa.gov/ncer/p3/event_2009/09_date_loc.html	1	12.50%
	http://es.epa.gov/ncer/p3/event_2008/08_date_loc.html	1	12.50%
	End Of Visit	6	75.00%
■ 22.	Info for Co-Sponsors Information For P3 NCER ORD US EPA http://es.epa.gov/ncer/p3/info/cosponsors.html	8	0.08%
	Information for P3 Teams P3 NCER ORD US EPA http://es.epa.gov/ncer/p3/teams/	5	62.50%
	National Sustainable Design Expo Co-Sponsors Information For P3 NCER ORD US EPA http://es.epa.gov/ncer/p3/info/cosponsors_archive.html	1	12.50%
	End Of Visit	2	25.00%
■ 23.	Announcement Archives P3 NCER ORD US EPA http://es.epa.gov/ncer/p3/archive/	8	0.08%
	End Of Visit	8	100.00%
■ 24.	AAAS Research Programs Forum P3 NCER ORD US EPA http://es.epa.gov/ncer/p3/forum/aaas.html	7	0.07%
	2005 In Process Project Photos P3 NCER ORD US EPA http://es.epa.gov/ncer/p3/project_photos/2005_projects.html	1	14.29%
	2008 National Expo Photo Gallery P3 NCER ORD US EPA http://es.epa.gov/ncer/p3/event_2008/event_photos/expo/expo.html	1	14.29%
	End Of Visit	5	71.43%
■ 25.	Past P3 Projects P3 NCER ORD US EPA http://es.epa.gov/ncer/p3/past/	7	0.07%
	2007/2008 P3 Teams Past P3 Projects P3 NCER ORD US EPA http://es.epa.gov/ncer/p3/project_websites/2008/	5	71.43%
	Information For P3 NCER ORD US EPA http://es.epa.gov/ncer/p3/info/	1	14.29%
	Information for P3 Teams P3 NCER ORD US EPA http://es.epa.gov/ncer/p3/teams/	1	14.29%

	Next Page Next Page	Visits	% Visits
■ 26.	EPA: P3: People, Prosperity and the Planet Student Design Competition for Sustainability: Information for P3 Teams http://es.epa.gov/ncer/p3/info/team.html	7	0.07%
	Index of /ncer/p3/event_2007/event_photos/teams/su833192/ http://es.epa.gov/ncer/p3/event_2007/event_photos/teams/su833192/	1	14.29%
	End Of Visit	6	85.71%
■ 27.	2007 P3 Award Winners P3 Award Winners and Successes P3 NCER ORD US EPA http://es.epa.gov/ncer/p3/project_websites/2007/2007awardwinners.html	6	0.06%
	Students Work on Ideas for 'People, Prosperity and the Planet' 2006 Newsroom P3 NCER ORD US EPA http://es.epa.gov/ncer/p3/press/may_21_2006voa.html	1	16.67%
	2006 P3 Award Winners P3 Award Winners and Successes P3 NCER ORD US EPA http://es.epa.gov/ncer/p3/project_websites/2006/2006awardwinners.html	1	16.67%
	End Of Visit	4	66.67%
■ 28.	Grant Recipients P3 NCER ORD US EPA http://es.epa.gov/ncer/p3/grantrecip.html	5	0.05%
	2008/2009 P3 Teams P3 NCER ORD US EPA http://es.epa.gov/ncer/p3/current/	4	80.00%
	End Of Visit	1	20.00%
■ 29.	Other Sustainability Resources P3 NCER ORD US EPA http://es.epa.gov/ncer/p3/other/	5	0.05%
	P3 NCER ORD US EPA http://es.epa.gov/ncer/P3/	1	20.00%
	End Of Visit	4	80.00%
■ 30.	Information for Partners Info For P3 NCER ORD US EPA http://es.epa.gov/ncer/p3/info/partners.html	5	0.05%
	2007 P3 Award Winners P3 Award Winners and Successes P3 NCER ORD US EPA http://es.epa.gov/ncer/p3/project_websites/2007/2007awardwinners.html	2	40.00%
	SU832486 2005 Project Descriptions and Photos P3 NCER ORD US EPA http://es.epa.gov/ncer/p3/project_websites/2005/su832486.html	1	20.00%
	End Of Visit	2	40.00%

	Next Page Next Page	Visits	% Visits
31.	2008 P3 Award Winners P3 Award Winners and Successes P3 NCER ORD US EPA http://es.epa.gov/ncer/p3/project_websites/2008/2008awardwinners.html	5	0.05%
	End Of Visit	5	100.00%
32.	SU833512 2008 Project Descriptions P3 NCER ORD US EPA http://es.epa.gov/ncer/p3/project_websites/2008/su833512.html	4	0.04%
	SU833528 2008 Project Descriptions P3 NCER ORD US EPA http://es.epa.gov/ncer/p3/project_websites/2008/su833528.html	2	50.00%
	End Of Visit	2	50.00%
33.	EPA: NCER: P3 Award: A National Student Design Competition for Sustainability focusing on People, Prosperity, and the Planet http://es.epa.gov/ncer/P3/designs_sustain_rfp.html	4	0.04%
	Basic Information P3 NCER ORD US EPA http://es.epa.gov/ncer/p3/fact_sheet.html	1	25.00%
	2008 Expo and P3 Audio Files P3 NCER ORD US EPA http://es.epa.gov/ncer/p3/event_2008/audio_files/	1	25.00%
	End Of Visit	2	50.00%
34.	SU833910 2009 Project Descriptions P3 NCER ORD US EPA http://es.epa.gov/ncer/p3/project_websites/2009/su833910.html	4	0.04%
	End Of Visit	4	100.00%
35.	Logistics National Sustainable Design Expo P3 NCER ORD US EPA http://es.epa.gov/ncer/p3/expo/logistics.html	4	0.04%
	End Of Visit	4	100.00%
36.	National Sustainable Design Expo 2008 P3 NCER ORD US EPA http://es.epa.gov/ncer/p3/expo/expo_2008.html	4	0.04%
	End Of Visit	4	100.00%
37.	Phase I - Project Development P3 NCER ORD US EPA http://es.epa.gov/ncer/p3/phase1proof.html	4	0.04%
	SU833178 2006 Project Descriptions and Photos P3 NCER ORD US EPA http://es.epa.gov/ncer/p3/project_websites/2006/su833178.html	1	25.00%
	EPA: NCER: P3 Award: A National Student Design Competition for Sustainability focusing on People, Prosperity, and the Planet http://es.epa.gov/ncer/P3/designs_sustain_rfp.html	1	25.00%

	Next Page Next Page	Visits	% Visits
	Solicitation Opens Phase I - Project Development P3 NCER ORD US EPA http://es.epa.gov/ncer/p3/solopen.html	1	25.00%
	End Of Visit	1	25.00%
■ 38.	SU833562 2008 Project Descriptions P3 NCER ORD US EPA http://es.epa.gov/ncer/p3/project_websites/2008/su833562.html	4	0.04%
	End Of Visit	4	100.00%
■ 39.	Photo Gallery P3 NCER ORD US EPA http://es.epa.gov/ncer/p3/photo.html	4	0.04%
	2005 In Process Project Photos P3 NCER ORD US EPA http://es.epa.gov/ncer/p3/project_photos/2005_projects.html	1	25.00%
	2008 Award Ceremony Photo Gallery P3 NCER ORD US EPA http://es.epa.gov/ncer/p3/event_2008/event_photos/awards/awards.html	1	25.00%
	2007 National Expo Photo Gallery P3 NCER ORD US EPA http://es.epa.gov/ncer/p3/event_2007/event_photos/expo/expo.html	1	25.00%
	End Of Visit	1	25.00%
■ 40.	2007/2008 P3 Teams Past P3 Projects P3 NCER ORD US EPA http://es.epa.gov/ncer/p3/project_websites/2008/	4	0.04%
	2006/2007 P3 Teams P3 NCER ORD US EPA http://es.epa.gov/ncer/p3/project_websites/2006/	2	50.00%
	SU833153 2006 Project Descriptions and Photos P3 NCER ORD US EPA http://es.epa.gov/ncer/p3/project_websites/2006/su833153.html	1	25.00%
	Index of /ncer/p3/event_2008/ http://es.epa.gov/ncer/p3/event_2008/	1	25.00%
■ 41.	2006 P3 Award Winners P3 Award Winners and Successes P3 NCER ORD US EPA http://es.epa.gov/ncer/p3/project_websites/2006/2006awardwinners.html	3	0.03%
	Page Title P3 NCER ORD US EPA http://es.epa.gov/ncer/p3/awardplanet.html	1	33.33%
	End Of Visit	2	66.67%
■ 42.	2005 Phase 2 Award Winners and Honorable Mentions 2006 Newsroom P3 NCER ORD US EPA http://es.epa.gov/ncer/p3/project_websites/2004_phase_2_project_websites.html	3	0.03%
	End Of Visit	3	100.00%

	Next Page Next Page	Visits	% Visits
43.	SU833183 2006 Project Descriptions and Photos P3 NCER ORD US EPA http://es.epa.gov/ncer/p3/project_websites/2006/su833183.html End Of Visit	3 3	0.03% 100.00%
44.	Contact Us P3 NCER ORD US EPA http://es.epa.gov/ncer/p3/contact.html End Of Visit	3 3	0.03% 100.00%
45.	SU831830 Project Descriptions and Photos P3 NCER ORD US EPA http://es.epa.gov/ncer/p3/project_photos/su831830/su831830.html End Of Visit	3 3	0.03% 100.00%
46.	P3: People, Prosperity and the Planet 2006 Newsroom P3 NCER ORD US EPA http://es.epa.gov/ncer/p3/press/may_15_2006fed.html End Of Visit	3 3	0.03% 100.00%
47.	EPA: NCER: P3 http://es.epa.gov/ncer/P3recipients/2005/ P3 NCER ORD US EPA http://es.epa.gov/ncer/P3/ End Of Visit	3 1 2	0.03% 33.33% 66.67%
48.	SU833528 2008 Project Descriptions P3 NCER ORD US EPA http://es.epa.gov/ncer/p3/project_websites/2008/su833528.html SU833512 2008 Project Descriptions P3 NCER ORD US EPA http://es.epa.gov/ncer/p3/project_websites/2008/su833512.html SU833512 2007/2008 P3 Teams P3 NCER ORD US EPA http://es.epa.gov/ncer/p3/event_2008/event_photos/teams/su833512/su833512.html	3 2 1	0.03% 66.67% 33.33%
49.	SU833553 2008 Project Descriptions P3 NCER ORD US EPA http://es.epa.gov/ncer/p3/project_websites/2008/su833553.html SU833524 2008 Project Descriptions P3 NCER ORD US EPA http://es.epa.gov/ncer/p3/project_websites/2008/su833524.html End Of Visit	3 1 2	0.03% 33.33% 66.67%
50.	Phase II - P3 Award Winners P3 NCER ORD US EPA http://es.epa.gov/ncer/p3/award_winners.html Grant Recipients P3 NCER ORD US EPA http://es.epa.gov/ncer/p3/grantrecip.html	3 1	0.03% 33.33%

	Next Page Next Page	Visits	% Visits
	End Of Visit	2	66.67%
51.	Forms P3 NCER ORD US EPA http://es.epa.gov/ncer/P3/forms/	3	0.03%
	SU833176 2006 Project Descriptions and Photos P3 NCER ORD US EPA http://es.epa.gov/ncer/p3/project_websites/2006/su833176.html	1	33.33%
	2008/2009 P3 Teams P3 NCER ORD US EPA http://es.epa.gov/ncer/p3/current/	1	33.33%
	End Of Visit	1	33.33%
52.	SU832498 2005 Project Descriptions and Photos P3 NCER ORD US EPA http://es.epa.gov/ncer/p3/event_2006/su832498/su832498.html	3	0.03%
	End Of Visit	3	100.00%
53.	SU833529 2007/2008 P3 Teams P3 NCER ORD US EPA http://es.epa.gov/ncer/p3/event_2008/event_photos/teams/su833529/su833529.html	3	0.03%
	SU833541 2008 Project Descriptions P3 NCER ORD US EPA http://es.epa.gov/ncer/p3/project_websites/2008/su833541.html	1	33.33%
	End Of Visit	2	66.67%
54.	SU831828 Project Descriptions and Photos P3 NCER ORD US EPA http://es.epa.gov/ncer/p3/project_photos/su831828/su831828.html	2	0.02%
	End Of Visit	2	100.00%
55.	Media Info For P3 NCER ORD US EPA http://es.epa.gov/ncer/p3/info/media.html	2	0.02%
	Photo Gallery P3 NCER ORD US EPA http://es.epa.gov/ncer/p3/photo.html	1	50.00%
	End Of Visit	1	50.00%
56.	2007 Award Ceremony Photo Gallery P3 NCER ORD US EPA http://es.epa.gov/ncer/p3/event_2007/event_photos/awards/awards.html	2	0.02%
	SU833555 2008 Project Descriptions P3 NCER ORD US EPA http://es.epa.gov/ncer/p3/project_websites/2008/su833555.html	1	50.00%
	End Of Visit	1	50.00%
57.	SU832486 2005 Project Descriptions and Photos P3 NCER ORD US EPA http://es.epa.gov/ncer/p3/project_websites/2005/su832486.html	2	0.02%
	End Of Visit	2	100.00%

	Next Page Next Page	Visits	% Visits
■ 58.	SU833165 2006 Project Descriptions and Photos P3 NCER ORD US EPA http://es.epa.gov/ncer/p3/project_websites/2006/su833165.html	2	0.02%
	End Of Visit	2	100.00%
■ 59.	Sustainability Challenge Areas P3 NCER ORD US EPA http://es.epa.gov/ncer/p3/challengearea.html	2	0.02%
	End Of Visit	2	100.00%
■ 60.	SU832478 2005 Project Descriptions and Photos P3 NCER ORD US EPA http://es.epa.gov/ncer/p3/project_websites/2005/su832478.html	2	0.02%
	End Of Visit	2	100.00%
■ 61.	SU831852 Project Descriptions and Photos P3: People, Prosperity and the Planet Student Design Competition for Sustainability US EPA http://es.epa.gov/ncer/p3/event_2005/su831852/su831852.html	2	0.02%
	Project Descriptions and Photos P3 NCER ORD US EPA http://es.epa.gov/ncer/p3/project_websites/2004/su831888.html	1	50.00%
	P3 NCER ORD US EPA http://es.epa.gov/ncer/P3/	1	50.00%
■ 62.	Forms National Sustainable Design Expo P3 NCER ORD US EPA http://es.epa.gov/ncer/p3/expo/forms.html	2	0.02%
	End Of Visit	2	100.00%
■ 63.	SU831823 Project Descriptions and Photos P3 NCER ORD US EPA http://es.epa.gov/ncer/p3/project_photos/su831823/su831823.html	2	0.02%
	SU832483 2005 Project Descriptions and Photos P3 NCER ORD US EPA http://es.epa.gov/ncer/p3/project_websites/2005/su832483.html	2	100.00%
■ 64.	P3 Award Competition P3 NCER ORD US EPA http://es.epa.gov/ncer/p3/awardcomp.html	2	0.02%
	End Of Visit	2	100.00%
■ 65.	SU832512 2005 Project Descriptions and Photos P3 NCER ORD US EPA http://es.epa.gov/ncer/p3/project_websites/2005/su832512.html	2	0.02%
	Logistics National Sustainable Design Expo P3 NCER ORD US EPA http://es.epa.gov/ncer/p3/expo/logistics.html	1	50.00%

	Next Page Next Page	Visits	% Visits
	Speaker's Biographies Awards Ceremony 2006 Newsroom P3 NCER ORD US EPA http://es.epa.gov/ncer/p3/press/awardsbios.html	1	50.00%
66.	P3 Newsroom Archive 2006 Newsroom P3 NCER ORD US EPA http://es.epa.gov/ncer/P3/press/ End Of Visit	2 2	0.02% 100.00%
67.	Index of /ncer/p3/project_photos/su831888/ http://es.epa.gov/ncer/p3/project_photos/su831888/ Index of /ncer/p3/project_photos/su831892/ http://es.epa.gov/ncer/p3/project_photos/su831892/	2 2	0.02% 100.00%
68.	SU833543 2008 Project Descriptions P3 NCER ORD US EPA http://es.epa.gov/ncer/p3/project_websites/2008/su833543.html End Of Visit	2 2	0.02% 100.00%
69.	EPA Sustainability Programs P3 NCER ORD US EPA http://es.epa.gov/ncer/p3/epa/ SU833913 2009 Project Descriptions P3 NCER ORD US EPA http://es.epa.gov/ncer/p3/project_websites/2009/su833913.html Index of /ncer/p3/project_photos/su831826/ http://es.epa.gov/ncer/p3/project_photos/su831826/	2 1 1	0.02% 50.00% 50.00%
70.	SU833937 2009 Project Descriptions P3 NCER ORD US EPA http://es.epa.gov/ncer/p3/project_websites/2009/su833937.html SU833922 2009 Project Descriptions P3 NCER ORD US EPA http://es.epa.gov/ncer/p3/project_websites/2009/su833922.html End Of Visit	2 1 1	0.02% 50.00% 50.00%
71.	SU833546 2008 Project Descriptions P3 NCER ORD US EPA http://es.epa.gov/ncer/p3/project_websites/2008/su833546.html SU833544 2008 Project Descriptions P3 NCER ORD US EPA http://es.epa.gov/ncer/p3/project_websites/2008/su833544.html SU833528 2008 Project Descriptions P3 NCER ORD US EPA http://es.epa.gov/ncer/p3/project_websites/2008/su833528.html	2 1 1	0.02% 50.00% 50.00%

	Next Page Next Page	Visits	% Visits
72.	Jeopardy! Quizzes America with Environmental Clues Newsroom Archive Newsroom P3 NCER ORD US EPA http://es.epa.gov/ncer/p3/press/05_07_07.html Page Title P3 NCER ORD US EPA http://es.epa.gov/ncer/p3/awardplanet.html Community Essay 2006 Newsroom P3 NCER ORD US EPA http://es.epa.gov/ncer/p3/press/zimmerman_es_say_10_19_2005.html	2 1 1	0.02% 50.00% 50.00%
73.	2006 National Mall P3 Award Competition Agenda P3 NCER ORD US EPA http://es.epa.gov/ncer/p3/press/agenda06.html National Sustainable Design Expo P3 NCER ORD US EPA http://es.epa.gov/ncer/p3/expo/ End Of Visit	2 1 1	0.02% 50.00% 50.00%
74.	EPA Unveils Plans for Design Contest Newsroom P3 NCER ORD US EPA http://es.epa.gov/ncer/p3/press/11_14_06_badger.html End Of Visit	2 2	0.02% 100.00%
75.	SU833511 2008 Project Descriptions P3 NCER ORD US EPA http://es.epa.gov/ncer/p3/project_websites/2008/su833511.html SU833555 2008 Project Descriptions P3 NCER ORD US EPA http://es.epa.gov/ncer/p3/project_websites/2008/su833555.html	2 2	0.02% 100.00%
76.	SU831829 Project Descriptions and Photos P3 NCER ORD US EPA http://es.epa.gov/ncer/p3/project_photos/su831829/su831829.html End Of Visit	2 2	0.02% 100.00%
77.	SU833917 2009 Project Descriptions P3 NCER ORD US EPA http://es.epa.gov/ncer/p3/project_websites/2009/su833917.html End Of Visit	2 2	0.02% 100.00%
78.	EPA: P3 Award: Press Release http://es.epa.gov/ncer/p3/projects/ End Of Visit	2 2	0.02% 100.00%
79.	SU832511 2005 Project Descriptions and Photos P3 NCER ORD US EPA http://es.epa.gov/ncer/p3/project_websites/2005/su832511.html End Of Visit	2 2	0.02% 100.00%

	Next Page Next Page	Visits	% Visits
80.	Info for Exhibitors Information For P3 NCER ORD US EPA http://es.epa.gov/ncer/p3/become_exhibitor.html End Of Visit	2 2	0.02% 100.00%
81.	SU833185 2006/2007 P3 Teams P3 NCER ORD US EPA http://es.epa.gov/ncer/p3/event_2007/event_photos/teams/su833185/su833185.html End Of Visit	2 2	0.02% 100.00%
82.	The Report Card 2007 Newsroom P3 NCER ORD US EPA http://es.epa.gov/ncer/p3/press/05_14_07.html End Of Visit	2 2	0.02% 100.00%
83.	SU833544 2008 Project Descriptions P3 NCER ORD US EPA http://es.epa.gov/ncer/p3/project_websites/2008/su833544.html P3 and Other Awards Ceremony P3 NCER ORD US EPA http://es.epa.gov/ncer/p3/ceremony/ SU833548 2007/2008 P3 Teams P3 NCER ORD US EPA http://es.epa.gov/ncer/p3/event_2008/event_photos/teams/su833548/su833548.html	2 1 1	0.02% 50.00% 50.00%
84.	SU832474 2005 Project Descriptions and Photos P3 NCER ORD US EPA http://es.epa.gov/ncer/p3/event_2006/su832474/su832474.html End Of Visit	2 2	0.02% 100.00%
85.	Project Descriptions and Photos P3 NCER ORD US EPA http://es.epa.gov/ncer/p3/project_websites/2004/su831820.html End Of Visit	2 2	0.02% 100.00%
86.	SU832501 2005 Project Descriptions and Photos P3 NCER ORD US EPA http://es.epa.gov/ncer/p3/event_2006/su832501/su832501.html End Of Visit	2 2	0.02% 100.00%
87.	Index of /ncer/p3/event_2006/su832489/ http://es.epa.gov/ncer/p3/event_2006/su832489/ End Of Visit	2 2	0.02% 100.00%
88.	SU833530 2008 Project Descriptions P3 NCER ORD US EPA http://es.epa.gov/ncer/p3/project_websites/2008/su833530.html	2	0.02%

	Next Page Next Page	Visits	% Visits
	SU833528 2007/2008 P3 Teams P3 NCER ORD US EPA http://es.epa.gov/ncer/p3/event_2008/event_photos/teams/su833528/su833528.html	2	100.00%
89.	Eligibility P3 NCER ORD US EPA http://es.epa.gov/ncer/p3/eligibility/ End Of Visit	2 2	0.02% 100.00%
90.	SU833152 2006 Project Descriptions and Photos P3 NCER ORD US EPA http://es.epa.gov/ncer/p3/project_websites/2006/su833152.html End Of Visit	2 2	0.02% 100.00%
91.	SU833556 2008 Project Descriptions P3 NCER ORD US EPA http://es.epa.gov/ncer/p3/project_websites/2008/su833556.html End Of Visit	2 2	0.02% 100.00%
92.	SU833545 2008 Project Descriptions P3 NCER ORD US EPA http://es.epa.gov/ncer/p3/project_websites/2008/su833545.html End Of Visit	2 2	0.02% 100.00%
93.	Additional Awards P3 Award Competition P3 NCER ORD US EPA http://es.epa.gov/ncer/p3/addawards.html SU833175 2006 Project Descriptions and Photos P3 NCER ORD US EPA http://es.epa.gov/ncer/p3/project_websites/2006/su833175.html End Of Visit	2 1 1	0.02% 50.00% 50.00%
94.	Publications P3 NCER ORD US EPA http://es.epa.gov/ncer/p3/publications.html P3 Newsroom Archive 2006 Newsroom P3 NCER ORD US EPA http://es.epa.gov/ncer/P3/press/ Green Technology at the Sustainable Design http://es.epa.gov/ncer/p3/press/may_12_2006down.html	2 1 1	0.02% 50.00% 50.00%
95.	Current Partners Information for Partners P3 NCER ORD US EPA http://es.epa.gov/ncer/p3/partners/ Information For P3 NCER ORD US EPA http://es.epa.gov/ncer/p3/info/ End Of Visit	2 1 1	0.02% 50.00% 50.00%
96.	SU831826 Project Descriptions and Photos P3 NCER ORD US EPA http://es.epa.gov/ncer/p3/project_photos/su831826/su831826.html	2	0.02%

	Next Page Next Page	Visits	% Visits
	2006 National Mall P3 Award Competition Agenda P3 NCER ORD US EPA http://es.epa.gov/ncer/p3/press/agenda06.html	1	50.00%
	Project Descriptions and Photos P3 NCER ORD US EPA http://es.epa.gov/ncer/p3/project_websites/2004/su831884.html	1	50.00%
97.	SU833184 2006/2007 P3 Teams P3 NCER ORD US EPA http://es.epa.gov/ncer/p3/event_2007/event_photos/teams/su833184/su833184.html	2	0.02%
	End Of Visit	2	100.00%
98.	Project Descriptions and Photos P3 NCER ORD US EPA http://es.epa.gov/ncer/p3/project_websites/2004/su831856.html	2	0.02%
	End Of Visit	2	100.00%
99.	2006 Award Ceremony Agenda 2006 Newsroom P3 NCER ORD US EPA http://es.epa.gov/ncer/p3/press/awardagenda06.html	2	0.02%
	Index of /ncer/p3/event_2007/event_photos/teams/su833189/ http://es.epa.gov/ncer/p3/event_2007/event_photos/teams/su833189/	1	50.00%
	End Of Visit	1	50.00%
100.	Project Descriptions and Photos P3 NCER ORD US EPA http://es.epa.gov/ncer/p3/project_websites/2004/su831898.html	2	0.02%
	End Of Visit	2	100.00%
101.	SU833175 2006 Project Descriptions and Photos P3 NCER ORD US EPA http://es.epa.gov/ncer/p3/project_websites/2006/su833175.html	2	0.02%
	2005 Phase 2 Award Winners and Honorable Mentions 2006 Newsroom P3 NCER ORD US EPA http://es.epa.gov/ncer/p3/project_websites/2004_phase_2_project_websites.html	1	50.00%
	End Of Visit	1	50.00%
102.	SU832510 2005 Project Descriptions and Photos P3 NCER ORD US EPA http://es.epa.gov/ncer/p3/project_websites/2005/su832510.html	2	0.02%
	2008 P3 Competitors Photo Gallery P3 NCER ORD US EPA http://es.epa.gov/ncer/p3/event_2008/event_photos/teams/2008_competitors.html	1	50.00%

	Next Page Next Page	Visits	% Visits
	SU832511 2005 Project Descriptions and Photos P3 NCER ORD US EPA http://es.epa.gov/ncer/p3/project_websites/2005/su832511.html	1	50.00%
103.	2005 Photo Gallery P3 NCER ORD US EPA http://es.epa.gov/ncer/p3/event_2005/event_photos/award_ceremony/awards.html	2	0.02%
	End Of Visit	2	100.00%
104.	2005 In Process Project Photos P3 NCER ORD US EPA http://es.epa.gov/ncer/p3/project_photos/2005_projects.html	2	0.02%
	SU832488 2005 Project Descriptions and Photos P3 NCER ORD US EPA http://es.epa.gov/ncer/p3/project_websites/2005/su832488.html	1	50.00%
	End Of Visit	1	50.00%
105.	SU833150 2006/2007 P3 Teams P3 NCER ORD US EPA http://es.epa.gov/ncer/p3/event_2007/event_photos/teams/su833150/su833150.html	2	0.02%
	End Of Visit	2	100.00%
106.	2004 Project Websites and Photos Past P3 Projects P3 NCER ORD US EPA http://es.epa.gov/ncer/p3/project_websites/	2	0.02%
	SU831867 Project Descriptions and Photos P3: People, Prosperity and the Planet Student Design Competition for Sustainability US EPA http://es.epa.gov/ncer/p3/event_2005/su831867/su831867.html	1	50.00%
	SU832481 Project Descriptions and Photos P3: People, Prosperity and the Planet Student Design Competition for Sustainability US EPA http://es.epa.gov/ncer/p3/photos_2006/su832481/su832481.html	1	50.00%
107.	SU833507 2008 Project Descriptions P3 NCER ORD US EPA http://es.epa.gov/ncer/p3/project_websites/2008/su833507.html	2	0.02%
	End Of Visit	2	100.00%
108.	Project Descriptions and Photos P3 NCER ORD US EPA http://es.epa.gov/ncer/p3/project_websites/2004/su831868.html	2	0.02%
	End Of Visit	2	100.00%

	Next Page Next Page	Visits	% Visits
109.	College Students Lead the U.S.towards a Greener Future - EPA P3 Awards Winners Newsroom P3 NCER ORD US EPA http://es.epa.gov/ncer/p3/press/04_27_07_pressroom.html	2	0.02%
	End Of Visit	2	100.00%
110.	SU833548 2008 Project Descriptions P3 NCER ORD US EPA http://es.epa.gov/ncer/p3/project_websites/2008/su833548.html	2	0.02%
	End Of Visit	2	100.00%
111.	Project Descriptions and Photos P3 NCER ORD US EPA http://es.epa.gov/ncer/p3/project_websites/2004/su831831.html	2	0.02%
	End Of Visit	2	100.00%
112.	SU833524 2007/2008 P3 Teams P3 NCER ORD US EPA http://es.epa.gov/ncer/p3/event_2008/event_photos/teams/su833524/su833524.html	2	0.02%
	End Of Visit	2	100.00%
113.	SU833188 2006 Project Descriptions and Photos P3 NCER ORD US EPA http://es.epa.gov/ncer/p3/project_websites/2006/su833188.html	2	0.02%
	End Of Visit	2	100.00%
114.	EPA: NCER: P3 http://es.epa.gov/ncer/p3recipients/	1	0.01%
	End Of Visit	1	100.00%
115.	Index of /ncer/p3/event_2008/event_photos/teams/su833555/ http://es.epa.gov/ncer/p3/event_2008/event_photos/teams/su833555/	1	0.01%
	Project Descriptions and Photos P3 NCER ORD US EPA http://es.epa.gov/ncer/p3/project_websites/2004/su831830.html	1	100.00%
116.	SU833528 2007/2008 P3 Teams P3 NCER ORD US EPA http://es.epa.gov/ncer/p3/event_2008/event_photos/teams/su833528/su833528.html	1	0.01%
	SU832513 2005 Project Descriptions and Photos P3 NCER ORD US EPA http://es.epa.gov/ncer/p3/project_websites/2005/su832513.html	1	100.00%

	Next Page Next Page	Visits	% Visits
117.	University Teams Earn Sustainable Design Prizes - Biomethane Car And Learning Barge Among The Projects On The National Mall Newsroom P3 NCER ORD US EPA http://es.epa.gov/ncer/p3/press/04_26_07_msnbc.html	1	0.01%
	College Students Lead The U.S.Towards A Greener Future Newsroom P3 NCER ORD US EPA http://es.epa.gov/ncer/p3/press/04_26_07_duke.html	1	100.00%
118.	Student Sustainability Competition Newsroom P3 NCER ORD US EPA http://es.epa.gov/ncer/p3/press/blog_11_18_06_oildrum.html	1	0.01%
	End Of Visit	1	100.00%
119.	SU832475 2005 Project Descriptions and Photos P3 NCER ORD US EPA http://es.epa.gov/ncer/p3/project_websites/2005/su832475.html	1	0.01%
	End Of Visit	1	100.00%
120.	SU833536 2008 Project Descriptions P3 NCER ORD US EPA http://es.epa.gov/ncer/p3/project_websites/2008/su833536.html	1	0.01%
	End Of Visit	1	100.00%
121.	SU833914 2009 Project Descriptions P3 NCER ORD US EPA http://es.epa.gov/ncer/p3/project_websites/2009/su833914.html	1	0.01%
	SU833916 2009 Project Descriptions P3 NCER ORD US EPA http://es.epa.gov/ncer/p3/project_websites/2009/su833916.html	1	100.00%
122.	SU831832 Project Descriptions and Photos P3 NCER ORD US EPA http://es.epa.gov/ncer/p3/project_photos/su831832/su831832.html	1	0.01%
	End Of Visit	1	100.00%
123.	National Sustainable Design Expo Highlights Student Work 2006 Newsroom P3 NCER ORD US EPA http://es.epa.gov/ncer/p3/press/may_12_2006voa.html	1	0.01%
	SU831823 Project Descriptions and Photos P3: People, Prosperity and the Planet Student Design Competition for Sustainability US EPA http://es.epa.gov/ncer/p3/event_2005/su831823/su831823.html	1	100.00%
124.	SU833535 2007/2008 P3 Teams P3 NCER ORD US EPA http://es.epa.gov/ncer/p3/event_2008/event_photos/teams/su833535/su833535.html	1	0.01%

	Next Page Next Page	Visits	% Visits
	SU833518 2007/2008 P3 Teams P3 NCER ORD US EPA http://es.epa.gov/ncer/p3/event_2008/event_photos/teams/su833518/su833518.html	1	100.00%
125.	SU833529 2008 Project Descriptions P3 NCER ORD US EPA http://es.epa.gov/ncer/p3/project_websites/2008/su833529.html End Of Visit	1 1	0.01% 100.00%
126.	SU832476 2005 Project Descriptions and Photos P3 NCER ORD US EPA http://es.epa.gov/ncer/p3/project_websites/2005/su832476.html End Of Visit	1 1	0.01% 100.00%
127.	Page Title P3 NCER ORD US EPA http://es.epa.gov/ncer/p3/awardplanet.html SU833526 2008 Project Descriptions P3 NCER ORD US EPA http://es.epa.gov/ncer/p3/project_websites/2008/su833526.html	1 1	0.01% 100.00%
128.	SU832492 2005 Project Descriptions and Photos P3 NCER ORD US EPA http://es.epa.gov/ncer/p3/project_websites/2005/su832492.html End Of Visit	1 1	0.01% 100.00%
129.	 Project Descriptions and Photos P3: People, Prosperity and the Planet Student Design Competition for Sustainability US EPA http://es.epa.gov/ncer/p3/project_photos/ End Of Visit	1 1	0.01% 100.00%
130.	Project Descriptions and Photos P3 NCER ORD US EPA http://es.epa.gov/ncer/p3/project_websites/2004/su831864.html End Of Visit	1 1	0.01% 100.00%
131.	EPA: P3: People, Prosperity and the Planet Student Design Competition for Sustainability: Highlights for 2005 http://es.epa.gov/ncer/p3/info/highlights.html See the Future Today P3 NCER ORD US EPA http://es.epa.gov/ncer/P3/press/archive/future_today.html	1 1	0.01% 100.00%
132.	Index of /ncer/p3/project_photos/su831827/ http://es.epa.gov/ncer/p3/project_photos/su831827/ Press Release P3 NCER ORD US EPA http://es.epa.gov/ncer/P3/press/archive/original_press_release.html	1 1	0.01% 100.00%

	Next Page Next Page	Visits	% Visits
■ 133.	SU833167 2006 Project Descriptions and Photos P3 NCER ORD US EPA http://es.epa.gov/ncer/p3/project_websites/2006/su833167.html	1	0.01%
	SU833165 2006 Project Descriptions and Photos P3 NCER ORD US EPA http://es.epa.gov/ncer/p3/project_websites/2006/su833165.html	1	100.00%
■ 134.	Project Descriptions and Photos P3 NCER ORD US EPA http://es.epa.gov/ncer/p3/project_websites/2004/su831876.html	1	0.01%
	End Of Visit	1	100.00%
■ 135.	SU833946 2009 Project Descriptions P3 NCER ORD US EPA http://es.epa.gov/ncer/p3/project_websites/2009/su833946.html	1	0.01%
	SU833936 2009 Project Descriptions P3 NCER ORD US EPA http://es.epa.gov/ncer/p3/project_websites/2009/su833936.html	1	100.00%
■ 136.	SU832504 2005 Project Descriptions and Photos P3 NCER ORD US EPA http://es.epa.gov/ncer/p3/project_websites/2005/su832504.html	1	0.01%
	SU833542 2008 Project Descriptions P3 NCER ORD US EPA http://es.epa.gov/ncer/p3/project_websites/2008/su833542.html	1	100.00%
■ 137.	EPA: P3: People, Prosperity and the Planet Student Design Competition for Sustainability: Information for Faculty http://es.epa.gov/ncer/p3/info/faculty.html	1	0.01%
	End Of Visit	1	100.00%
■ 138.	P3 Event Photos - Reception Photo Gallery P3 NCER ORD US EPA http://es.epa.gov/ncer/p3/event_2005/event_photos/reception/reception.html	1	0.01%
	P3 Event Photos P3 NCER ORD US EPA http://es.epa.gov/ncer/p3/event_2005/event_photos/misc_photos.html	1	100.00%
■ 139.	2006 National Expo Photo Gallery P3: People, Prosperity and the Planet Student Design Competition for Sustainability US EPA http://es.epa.gov/ncer/p3/event_2006/event_photos/mall_event_general/expo.html	1	0.01%
	2007 P3 Award Winners P3 Award Winners and Successes P3 NCER ORD US EPA http://es.epa.gov/ncer/p3/project_websites/2007/2007awardwinners.html	1	100.00%

	Next Page Next Page	Visits	% Visits
■ 140.	Project Descriptions and Photos P3 NCER ORD US EPA http://es.epa.gov/ncer/p3/project_websites/2004/su831899.html End Of Visit	1 1	0.01% 100.00%
■ 141.	SU833546 2007/2008 P3 Teams P3 NCER ORD US EPA http://es.epa.gov/ncer/p3/event_2008/event_photos/teams/su833546/su833546.html SU832492 2005 Project Descriptions and Photos P3 NCER ORD US EPA http://es.epa.gov/ncer/p3/project_websites/2005/su832492.html	1 1	0.01% 100.00%
■ 142.	SU833527 2007/2008 P3 Teams P3 NCER ORD US EPA http://es.epa.gov/ncer/p3/event_2008/event_photos/teams/su833527/su833527.html SU833536 2008 Project Descriptions P3 NCER ORD US EPA http://es.epa.gov/ncer/p3/project_websites/2008/su833536.html	1 1	0.01% 100.00%
■ 143.	SU833173 2006/2007 P3 Teams P3 NCER ORD US EPA http://es.epa.gov/ncer/p3/event_2007/event_photos/teams/su833173/su833173.html Project Descriptions and Photos P3 NCER ORD US EPA http://es.epa.gov/ncer/p3/project_websites/2004/su831832.html	1 1	0.01% 100.00%
■ 144.	Index of /ncer/p3/project_photos/su831899/ http://es.epa.gov/ncer/p3/project_photos/su831899/ Index of /ncer/p3/event_2008/event_photos/teams/su833518/ http://es.epa.gov/ncer/p3/event_2008/event_photos/teams/su833518/	1 1	0.01% 100.00%
■ 145.	SU833522 2008 Project Descriptions P3 NCER ORD US EPA http://es.epa.gov/ncer/p3/project_websites/2008/su833522.html SU833524 2008 Project Descriptions P3 NCER ORD US EPA http://es.epa.gov/ncer/p3/project_websites/2008/su833524.html	1 1	0.01% 100.00%
■ 146.	P3 Event Photos P3 NCER ORD US EPA http://es.epa.gov/ncer/p3/event_2005/event_photos_15.html Announcement Archives P3 NCER ORD US EPA http://es.epa.gov/ncer/p3/archive/	1 1	0.01% 100.00%

	Next Page Next Page	Visits	% Visits
147.	SU833513 2007/2008 P3 Teams P3 NCER ORD US EPA http://es.epa.gov/ncer/p3/event_2008/event_photos/teams/su833513/su833513.html	1	0.01%
	End Of Visit	1	100.00%
148.	Peer Review Phase I - Project Development P3 NCER ORD US EPA http://es.epa.gov/ncer/p3/peerreview.html	1	0.01%
	Phase II - P3 Award Winners P3 NCER ORD US EPA http://es.epa.gov/ncer/p3/phase2follow.html	1	100.00%
149.	Notification Phase I - Project Development P3 NCER ORD US EPA http://es.epa.gov/ncer/P3/notification.html	1	0.01%
	End Of Visit	1	100.00%
150.	Solicitation Opens Phase I - Project Development P3 NCER ORD US EPA http://es.epa.gov/ncer/p3/solopen.html	1	0.01%
	Phase I - Project Development P3 NCER ORD US EPA http://es.epa.gov/ncer/p3/phase1proof.html	1	100.00%
151.	U.Florida Students Win Awards in D.C. 2007 Newsroom P3 NCER ORD US EPA http://es.epa.gov/ncer/p3/press/05_15_07.html	1	0.01%
	End Of Visit	1	100.00%
152.	SU832499 2005 Project Descriptions and Photos P3 NCER ORD US EPA http://es.epa.gov/ncer/p3/project_websites/2005/su832499.html	1	0.01%
	End Of Visit	1	100.00%
153.	Green Event Strategies National Sustainable Design Expo P3 NCER ORD US EPA http://es.epa.gov/ncer/p3/greenevent.html	1	0.01%
	Index of /ncer/p3/event_2007/event_photos/teams/ http://es.epa.gov/ncer/p3/event_2007/event_photos/teams/	1	100.00%
154.	P3 Event Photos P3 NCER ORD US EPA http://es.epa.gov/ncer/p3/event_2005/event_photos_23.html	1	0.01%
	End Of Visit	1	100.00%
155.	SU831856 Project Descriptions and Photos P3 NCER ORD US EPA http://es.epa.gov/ncer/p3/project_photos/su831856/su831856.html	1	0.01%
	SU833519 2008 Project Descriptions P3 NCER ORD US EPA http://es.epa.gov/ncer/p3/project_websites/2008/su833519.html	1	100.00%

	Next Page Next Page	Visits	% Visits
156.	SU831874 Project Descriptions and Photos P3 NCER ORD US EPA http://es.epa.gov/ncer/p3/project_photos/su831874/su831874.html End Of Visit	1 1	0.01% 100.00%
157.	2004 P3 Projects Past P3 Projects P3 NCER ORD US EPA http://es.epa.gov/ncer/p3/project_websites/2004_project_websites.html Solicitation Opens Phase I - Project Development P3 NCER ORD US EPA http://es.epa.gov/ncer/p3/solopen.html	1 1	0.01% 100.00%
158.	Index of /ncer/p3/event_2006/su832493/ http://es.epa.gov/ncer/p3/event_2006/su832493/ End Of Visit	1 1	0.01% 100.00%
159.	Index of /ncer/p3/event_2006/su832481/ http://es.epa.gov/ncer/p3/event_2006/su832481/ Index of /ncer/p3/event_2005/su831889/ http://es.epa.gov/ncer/p3/event_2005/su831889/	1 1	0.01% 100.00%
160.	Project Descriptions and Photos P3 NCER ORD US EPA http://es.epa.gov/ncer/p3/project_websites/2004/su831830.html End Of Visit	1 1	0.01% 100.00%
161.	SU832493 2005 Project Descriptions and Photos P3 NCER ORD US EPA http://es.epa.gov/ncer/p3/project_websites/2005/su832493.html SU832487 2005 Project Descriptions and Photos P3 NCER ORD US EPA http://es.epa.gov/ncer/p3/event_2006/su832487/su832487.html	1 1	0.01% 100.00%
162.	SU833560 2008 Project Descriptions P3 NCER ORD US EPA http://es.epa.gov/ncer/p3/project_websites/2008/su833560.html End Of Visit	1 1	0.01% 100.00%
163.	Project Descriptions and Photos P3 NCER ORD US EPA http://es.epa.gov/ncer/p3/project_websites/2004/su831855.html Index of /ncer/p3/event_2005/su831867/ http://es.epa.gov/ncer/p3/event_2005/su831867/	1 1	0.01% 100.00%
164.	SU831869 Project Descriptions and Photos P3 NCER ORD US EPA http://es.epa.gov/ncer/p3/project_photos/su831869/su831869.html	1	0.01%

	Next Page Next Page	Visits	% Visits
	Project Descriptions and Photos P3 NCER ORD US EPA http://es.epa.gov/ncer/p3/project_websites/2004/su831824.html	1	100.00%
■ 165.	SU831887 Project Descriptions and Photos P3 NCER ORD US EPA http://es.epa.gov/ncer/p3/project_photos/su831887/su831887.html	1	0.01%
	SU833541 2007/2008 P3 Teams P3 NCER ORD US EPA http://es.epa.gov/ncer/p3/event_2008/event_photos/teams/su833541/su833541.html	1	100.00%
■ 166.	SU833547 2007/2008 P3 Teams P3 NCER ORD US EPA http://es.epa.gov/ncer/p3/event_2008/event_photos/teams/su833547/su833547.html	1	0.01%
	SU833548 2007/2008 P3 Teams P3 NCER ORD US EPA http://es.epa.gov/ncer/p3/event_2008/event_photos/teams/su833548/su833548.html	1	100.00%
■ 167.	SU831875 Project Descriptions and Photos P3: People, Prosperity and the Planet Student Design Competition for Sustainability US EPA http://es.epa.gov/ncer/p3/event_2005/su831875/su831875.html	1	0.01%
	End Of Visit	1	100.00%
■ 168.	Resources P3 NCER ORD US EPA http://es.epa.gov/ncer/p3/resources.html	1	0.01%
	End Of Visit	1	100.00%
■ 169.	Past P3 Projects by Topic Past P3 Projects P3 NCER ORD US EPA http://es.epa.gov/ncer/p3/abtable1.html	1	0.01%
	End Of Visit	1	100.00%
■ 170.	SU833919 2009 Project Descriptions P3 NCER ORD US EPA http://es.epa.gov/ncer/p3/project_websites/2009/su833919.html	1	0.01%
	End Of Visit	1	100.00%
■ 171.	Students Win Grant for Environmental Work in Panama Newsroom P3 NCER ORD US EPA http://es.epa.gov/ncer/p3/press/blog_11_18_06_rsquared.html	1	0.01%
	End Of Visit	1	100.00%
■ 172.	EPA: P3: People, Prosperity and the Planet Student Design Competition for Sustainability: Press Release http://es.epa.gov/ncer/p3/press/archive/news_sources_feature.html	1	0.01%
	Index of /ncer/p3/project_photos/su831830/ http://es.epa.gov/ncer/p3/project_photos/su831830/	1	100.00%

	Next Page Next Page	Visits	% Visits
■ 173.	SU833512 2007/2008 P3 Teams P3 NCER ORD US EPA http://es.epa.gov/ncer/p3/event_2008/event_photos/teams/su833514/su833514.html	1	0.01%
	Resources P3 NCER ORD US EPA http://es.epa.gov/ncer/p3/resources.html	1	100.00%
■ 174.	SU833545 2007/2008 P3 Teams P3 NCER ORD US EPA http://es.epa.gov/ncer/p3/event_2008/event_photos/teams/su833545/su833545.html	1	0.01%
	Newsroom P3 NCER ORD US EPA http://es.epa.gov/ncer/p3/news.html	1	100.00%
■ 175.	SU832503 2005 Project Descriptions and Photos P3 NCER ORD US EPA http://es.epa.gov/ncer/p3/event_2006/su832503/su832503.html	1	0.01%
	End Of Visit	1	100.00%
■ 176.	SU832503 2005 Project Descriptions and Photos P3 NCER ORD US EPA http://es.epa.gov/ncer/p3/project_websites/2005/su832503.html	1	0.01%
	End Of Visit	1	100.00%
■ 177.	SU833188 2006/2007 P3 Teams P3 NCER ORD US EPA http://es.epa.gov/ncer/p3/event_2007/event_photos/teams/su833188/su833188.html	1	0.01%
	SU831852 Project Descriptions and Photos P3: People, Prosperity and the Planet Student Design Competition for Sustainability US EPA http://es.epa.gov/ncer/p3/event_2005/su831852/su831852.html	1	100.00%
■ 178.	P3 Event Photos P3 NCER ORD US EPA http://es.epa.gov/ncer/p3/event_2005/event_photos/misc_photos.html	1	0.01%
	P3 Event Photos - Reception Photo Gallery P3 NCER ORD US EPA http://es.epa.gov/ncer/p3/event_2005/event_photos/reception/reception.html	1	100.00%
■ 179.	SU833564 2007/2008 P3 Teams P3 NCER ORD US EPA http://es.epa.gov/ncer/p3/event_2008/event_photos/teams/su833564/su833564.html	1	0.01%
	Project Descriptions and Photos P3 NCER ORD US EPA http://es.epa.gov/ncer/p3/project_websites/2004/su831883.html	1	100.00%
■ 180.	Index of /ncer/p3/event_2005/su831857/ http://es.epa.gov/ncer/p3/event_2005/su831857/	1	0.01%

	Next Page Next Page	Visits	% Visits
	Index of /ncer/p3/event_2006/su832494/ http://es.epa.gov/ncer/p3/event_2006/su832494/	1	100.00%
181.	Index of /ncer/p3/event_2006/su832497/ http://es.epa.gov/ncer/p3/event_2006/su832497/	1	0.01%
	Index of /ncer/p3/event_2006/su832490/ http://es.epa.gov/ncer/p3/event_2006/su832490/	1	100.00%
182.	SU831894 Project Descriptions and Photos P3: People, Prosperity and the Planet Student Design Competition for Sustainability US EPA http://es.epa.gov/ncer/p3/event_2005/su831894/su831894.html	1	0.01%
	2008 Judging Panel Information for P3 Teams P3 NCER ORD US EPA http://es.epa.gov/ncer/p3/event_2008/judges/bios.html	1	100.00%
183.	SU832484 2005 Project Descriptions and Photos P3 NCER ORD US EPA http://es.epa.gov/ncer/p3/event_2006/su832484/su832484.html	1	0.01%
	End Of Visit	1	100.00%
184.	SU831892 Project Descriptions and Photos P3: People, Prosperity and the Planet Student Design Competition for Sustainability US EPA http://es.epa.gov/ncer/p3/event_2005/project_websites/su831892.html	1	0.01%
	Preparan agenda para entrevista Bush-Zelaya 2006 Newsroom P3 NCER ORD US EPA http://es.epa.gov/ncer/P3/press/may_15_2006hon.html	1	100.00%
185.	Rep.Johnson Applauds UI Team's Success In EPA Contest Newsroom P3 NCER ORD US EPA http://es.epa.gov/ncer/p3/press/04_26_07_rep_johnson.html	1	0.01%
	End Of Visit	1	100.00%
186.	SU833512 2007/2008 P3 Teams P3 NCER ORD US EPA http://es.epa.gov/ncer/p3/event_2008/event_photos/teams/su833515/su833515.html	1	0.01%
	SU833524 2008 Project Descriptions P3 NCER ORD US EPA http://es.epa.gov/ncer/p3/project_websites/2008/su833524.html	1	100.00%
187.	SU832500 2005 Project Descriptions and Photos P3 NCER ORD US EPA http://es.epa.gov/ncer/p3/project_websites/2005/su832500.html	1	0.01%
	SU832500 2005 Project Descriptions and Photos P3 NCER ORD US EPA http://es.epa.gov/ncer/p3/event_2006/su832500/su832500.html	1	100.00%

	Next Page Next Page	Visits	% Visits
■ 188.	SU833530 2007/2008 P3 Teams P3 NCER ORD US EPA http://es.epa.gov/ncer/p3/event_2008/event_photos/teams/su833530/su833530.html	1	0.01%
	End Of Visit	1	100.00%
■ 189.	SU833539 2008 Project Descriptions P3 NCER ORD US EPA http://es.epa.gov/ncer/p3/project_websites/2008/su833539.html	1	0.01%
	SU833515 2008 Project Descriptions P3 NCER ORD US EPA http://es.epa.gov/ncer/p3/project_websites/2008/su833515.html	1	100.00%
■ 190.	SU833939 2009 Project Descriptions P3 NCER ORD US EPA http://es.epa.gov/ncer/p3/project_websites/2009/su833939.html	1	0.01%
	Peer Review Phase I - Project Development P3 NCER ORD US EPA http://es.epa.gov/ncer/p3/peerreview.html	1	100.00%
■ 191.	Index of /ncer/p3/event_2006/su832512/ http://es.epa.gov/ncer/p3/event_2006/su832512/	1	0.01%
	Index of /ncer/p3/event_2006/su832510/ http://es.epa.gov/ncer/p3/event_2006/su832510/	1	100.00%
■ 192.	SU832481 2005 Project Descriptions and Photos P3 NCER ORD US EPA http://es.epa.gov/ncer/p3/project_websites/2005/su832481.html	1	0.01%
	End Of Visit	1	100.00%
■ 193.	SU831810 Project Descriptions and Photos P3: People, Prosperity and the Planet Student Design Competition for Sustainability US EPA http://es.epa.gov/ncer/p3/event_2005/su831810/su831810.html	1	0.01%
	P3 Event Photos P3 NCER ORD US EPA http://es.epa.gov/ncer/p3/event_2005/event_photos_12.html	1	100.00%
■ 194.	SU833556 2007/2008 P3 Teams P3 NCER ORD US EPA http://es.epa.gov/ncer/p3/event_2008/event_photos/teams/su833556/su833556.html	1	0.01%
	Current Partners Information for Partners P3 NCER ORD US EPA http://es.epa.gov/ncer/p3/partners/	1	100.00%
■ 195.	EPA: P3: People, Prosperity and the Planet Student Design Competition for Sustainability: Judges http://es.epa.gov/ncer/p3/info/judges.html	1	0.01%
	End Of Visit	1	100.00%

	Next Page Next Page	Visits	% Visits
196.	SU831831 Project Descriptions and Photos P3 NCER ORD US EPA http://es.epa.gov/ncer/p3/project_photos/su831831/su831831.html End Of Visit	1 1	0.01% 100.00%
197.	SU833542 2008 Project Descriptions P3 NCER ORD US EPA http://es.epa.gov/ncer/p3/project_websites/2008/su833542.html End Of Visit	1 1	0.01% 100.00%
198.	SU833947 2009 Project Descriptions P3 NCER ORD US EPA http://es.epa.gov/ncer/p3/project_websites/2009/su833947.html Index of /ncer/p3/event_2005/su831853/ http://es.epa.gov/ncer/p3/event_2005/su831853/	1 1	0.01% 100.00%
199.	EPA: NCER: P3: People, Prosperity and the Planet Student Design Competition for Sustainability: A National Student Design Competition for Sustainability focusing on People, Prosperity, and the Planet http://es.epa.gov/ncer/p3/designs_sustain_rfp_2005.html End Of Visit	1 1	0.01% 100.00%
200.	SU833177 2006/2007 P3 Teams P3 NCER ORD US EPA http://es.epa.gov/ncer/p3/event_2007/event_photos/teams/su833177/su833177.html End Of Visit	1 1	0.01% 100.00%
	All Others	2,091	20.42%
	Total	10,240	100.00%

items 1-200 of 250

Paths, Forward: All Entry Pages - Help Card



Column Definitions

Paths, Forward

This represents the specified start page with the various paths your visitors took from it. Pages listed are limited to the paths configured for analysis in this profile.

Visits

Number of visits where the specified path was followed.

% of All Visits

Percentage of times that the specified path through your site was taken compared to all other listed paths through your site.



Report Descriptions

Briefly:

This report displays the critical first few clicks on your site, during which your new visitors are getting their first impression and your returning visitors are probably heading to a destination.

The length of paths displayed in the path analysis is limited to a number of steps specified in the report setup. This means that paths in this table are likely to be longer in actuality than the number of steps displayed.

Uses and Interpretation:

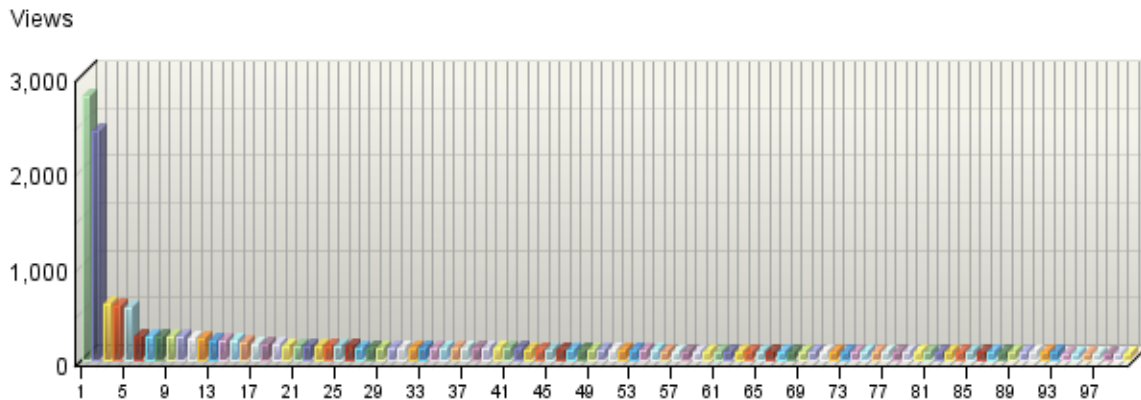
Use this report to look for weaknesses and to understand visitor content and navigation preferences:

- Compare the most common paths in this report to those you expected when planning your site. Are they the same? If not, perhaps visitors are confused by your navigation ... or perhaps you predicted their paths incorrectly.
- Ask if your visitors are leaving the site earlier than you would like. Pay special attention to the short paths. Are too many visitors leaving the site before they know what your site is about? Does knowing the exit pages help you understand why?
- Notice which content topics are being visited right away. Forward paths help you understand what content is most important to visitors in the sense of where they go first. If just a few of your content topics seem to be the first destination of most visitors, perhaps those topics should be made more prominent in the home page navigation.
- Notice whether visitors drill down deeply right away, or instead look at a number of same-level pages before going deeper. If they're drilling down several levels, perhaps you should reduce the number of clicks needed to get to the depth they seem to want. Should you bring some pages up higher in the navigation tree? If they're looking at a variety of top-level pages before going deeper, check whether they are using the home page as a hub - often returning to it between jumps to second-level pages. Is this "pogo-sticking" navigation being forced on them? If your second-level pages can't be reached directly from each other, consider reducing the number of clicks by adding "sideways" links.

Single-Level Paths, Forward

This report shows, for individual pages, the page that was the viewed immediately after that page. This is similar to a path that is only one step in length. A given visit might be counted several times, once, or not at all in this report, depending on how many times that page was viewed during that visit. Only applicable for visitor sessions that are tracked by something other than IP address.

Single-Level Paths, Forward



Single-Level Paths, Forward

Pages	Next Page	Views	% Views
1.	P3 NCER ORD US EPA http://es.epa.gov/ncer/P3/	2,773	5.75%
	IP-Tracked Transitions	2,773	100.00%
2.	National Sustainable Design Expo 2008 P3 NCER ORD US EPA http://es.epa.gov/ncer/p3/expo/expo_2008.html	2,403	4.99%
	IP-Tracked Transitions	2,402	99.96%
	All Others	1	0.04%
3.	Basic Information P3 NCER ORD US EPA http://es.epa.gov/ncer/p3/fact_sheet.html	588	1.22%
	IP-Tracked Transitions	588	100.00%
4.	2008/2009 P3 Teams P3 NCER ORD US EPA http://es.epa.gov/ncer/p3/current/	570	1.18%
	IP-Tracked Transitions	570	100.00%
5.	National Sustainable Design Expo P3 NCER ORD US EPA http://es.epa.gov/ncer/p3/expo/	550	1.14%
	IP-Tracked Transitions	550	100.00%

	Pages Next Page	Views	% Views
6.	How to Apply Phase I - Project Development P3 NCER ORD US EPA http://es.epa.gov/ncer/p3/apply/ IP-Tracked Transitions	251	0.52%
		251	100.00%
7.	Information for P3 Teams P3 NCER ORD US EPA http://es.epa.gov/ncer/p3/teams/ IP-Tracked Transitions All Others	249	0.52%
		248	99.60%
		1	0.40%
8.	P3 Award Winners P3 NCER ORD US EPA http://es.epa.gov/ncer/p3/success/ IP-Tracked Transitions	248	0.51%
		248	100.00%
9.	P3 and Other Awards Ceremony P3 NCER ORD US EPA http://es.epa.gov/ncer/p3/ceremony/ IP-Tracked Transitions	246	0.51%
		246	100.00%
10.	2008 P3 Award Winners P3 Award Winners and Successes P3 NCER ORD US EPA http://es.epa.gov/ncer/p3/project_websites/2008/2008awardwinners.html IP-Tracked Transitions	243	0.50%
		243	100.00%
11.	Forum P3 NCER ORD US EPA http://es.epa.gov/ncer/p3/forum/ IP-Tracked Transitions	221	0.46%
		221	100.00%
12.	Photo Gallery P3 NCER ORD US EPA http://es.epa.gov/ncer/p3/photo.html IP-Tracked Transitions	221	0.46%
		221	100.00%
13.	Forms P3 NCER ORD US EPA http://es.epa.gov/ncer/P3/forms/ IP-Tracked Transitions	212	0.44%
		212	100.00%
14.	2008 Expo and P3 Videos P3 NCER ORD US EPA http://es.epa.gov/ncer/p3/multimedia.html IP-Tracked Transitions	210	0.44%
		210	100.00%
15.	Current Partners Information for Partners P3 NCER ORD US EPA http://es.epa.gov/ncer/p3/partners/ IP-Tracked Transitions	194	0.40%
		194	100.00%
16.	Past P3 Projects P3 NCER ORD US EPA http://es.epa.gov/ncer/p3/past/ IP-Tracked Transitions	184	0.38%
		184	100.00%
17.	2007 P3 Award Winners P3 Award Winners and Successes P3 NCER ORD US EPA http://es.epa.gov/ncer/p3/project_websites/2007/2007awardwinners.html IP-Tracked Transitions	165	0.34%
		165	100.00%

	Pages Next Page	Views	% Views
18.	Videos: Expo and P3 Overviews P3 NCER ORD US EPA http://es.epa.gov/ncer/p3/overviews.html IP-Tracked Transitions	154 154	0.32% 100.00%
19.	Grant Recipients P3 NCER ORD US EPA http://es.epa.gov/ncer/p3/grantrecip.html IP-Tracked Transitions	153 153	0.32% 100.00%
20.	Newsroom P3 NCER ORD US EPA http://es.epa.gov/ncer/p3/news.html IP-Tracked Transitions	152 152	0.32% 100.00%
21.	Information for Partners Info For P3 NCER ORD US EPA http://es.epa.gov/ncer/p3/info/partners.html IP-Tracked Transitions	145 145	0.30% 100.00%
22.	2006 P3 Award Winners P3 Award Winners and Successes P3 NCER ORD US EPA http://es.epa.gov/ncer/p3/project_websites/2006/2006awardwinners.html IP-Tracked Transitions	143 143	0.30% 100.00%
23.	Info for Exhibitors Information For P3 NCER ORD US EPA http://es.epa.gov/ncer/p3/become_exhibitor.html IP-Tracked Transitions	141 141	0.29% 100.00%
24.	Info for Co-Sponsors Information For P3 NCER ORD US EPA http://es.epa.gov/ncer/p3/info/cosponsors.html IP-Tracked Transitions	138 138	0.29% 100.00%
25.	Other Sustainability Resources P3 NCER ORD US EPA http://es.epa.gov/ncer/p3/other/ IP-Tracked Transitions	135 135	0.28% 100.00%
26.	EPA: NCER: P3 Award: A National Student Design Competition for Sustainability focusing on People, Prosperity, and the Planet http://es.epa.gov/ncer/P3/designs_sustain_rfp.html IP-Tracked Transitions	132 132	0.27% 100.00%
27.	2007/2008 P3 Teams Past P3 Projects P3 NCER ORD US EPA http://es.epa.gov/ncer/p3/project_websites/2008/ IP-Tracked Transitions	129 129	0.27% 100.00%
28.	Information For P3 NCER ORD US EPA http://es.epa.gov/ncer/p3/info/ IP-Tracked Transitions	129 129	0.27% 100.00%
29.	Application Overview Phase I - P3 Grant Competition/Proof of Concept P3 NCER ORD US EPA http://es.epa.gov/ncer/p3/appoverview.html	128	0.27%

	Pages Next Page	Views	% Views
	IP-Tracked Transitions	128	100.00%
30.	National Mall Map 2006 Newsroom P3 NCER ORD US EPA http://es.epa.gov/ncer/p3/press/mall_map.html	125	0.26%
	IP-Tracked Transitions	125	100.00%
31.	National Sustainable Design Expo Archive P3 NCER ORD US EPA http://es.epa.gov/ncer/p3/expo/expo_archive.html	123	0.26%
	IP-Tracked Transitions	123	100.00%
32.	Draft Schedule of Events National Sustainable Design Expo P3 NCER ORD US EPA http://es.epa.gov/ncer/p3/expo/events.html	123	0.26%
	IP-Tracked Transitions	123	100.00%
33.	Media Info For P3 NCER ORD US EPA http://es.epa.gov/ncer/p3/info/media.html	120	0.25%
	IP-Tracked Transitions	120	100.00%
34.	Additional Awards P3 Award Competition P3 NCER ORD US EPA http://es.epa.gov/ncer/p3/addawards.html	120	0.25%
	IP-Tracked Transitions	120	100.00%
35.	Peer Review Phase I - Project Development P3 NCER ORD US EPA http://es.epa.gov/ncer/p3/peerreview.html	119	0.25%
	IP-Tracked Transitions	119	100.00%
36.	Frequent Questions National Sustainable Design Expo P3 NCER ORD US EPA http://es.epa.gov/ncer/p3/expo/faq.html	117	0.24%
	IP-Tracked Transitions	117	100.00%
37.	http://es.epa.gov/ncer/p3/event_2008/08_date_loc.html	117	0.24%
	IP-Tracked Transitions	117	100.00%
38.	Phase I - Project Development P3 NCER ORD US EPA http://es.epa.gov/ncer/p3/phaseIproof.html	117	0.24%
	IP-Tracked Transitions	117	100.00%
39.	Car Fueled With Biogas From Cow Manure: WWU Students Convert Methane Into Natural Gas Newsroom P3 NCER ORD US EPA http://es.epa.gov/ncer/p3/press/04_22_07.html	113	0.23%
	IP-Tracked Transitions	113	100.00%
40.	AAAS Research Programs Forum P3 NCER ORD US EPA http://es.epa.gov/ncer/p3/forum/aaas.html	112	0.23%
	IP-Tracked Transitions	112	100.00%
41.	Logistics National Sustainable Design Expo P3 NCER ORD US EPA http://es.epa.gov/ncer/p3/expo/logistics.html	112	0.23%

	Pages Next Page	Views	% Views
	IP-Tracked Transitions	112	100.00%
42.	Contact Us P3 NCER ORD US EPA http://es.epa.gov/ncer/p3/contact.html	112	0.23%
	IP-Tracked Transitions	112	100.00%
43.	Sustainability Challenge Areas P3 NCER ORD US EPA http://es.epa.gov/ncer/p3/challengearea.html	109	0.23%
	IP-Tracked Transitions	109	100.00%
44.	2008 Expo and P3 Audio Files P3 NCER ORD US EPA http://es.epa.gov/ncer/p3/event_2008/audio_files/	108	0.22%
	IP-Tracked Transitions	108	100.00%
45.	Solicitation Opens Phase I - Project Development P3 NCER ORD US EPA http://es.epa.gov/ncer/p3/solopen.html	103	0.21%
	IP-Tracked Transitions	103	100.00%
46.	2005 Project Descriptions and Photos P3 NCER ORD US EPA http://es.epa.gov/ncer/p3/project_websites/2005/2005_phase_1_project_websites.html	103	0.21%
	IP-Tracked Transitions	103	100.00%
47.	2008 Event Date and Location P3 NCER ORD US EPA http://es.epa.gov/ncer/p3/event_2009/09_date_loc.html	101	0.21%
	IP-Tracked Transitions	101	100.00%
48.	Forms National Sustainable Design Expo P3 NCER ORD US EPA http://es.epa.gov/ncer/p3/expo/forms.html	101	0.21%
	IP-Tracked Transitions	101	100.00%
49.	University Teams Earn Sustainable Design Prizes - Biomethane Car And Learning Barge Among The Projects On The National Mall Newsroom P3 NCER ORD US EPA http://es.epa.gov/ncer/p3/press/04_26_07_msnbc.html	98	0.20%
	IP-Tracked Transitions	98	100.00%
50.	2006 Award Ceremony Agenda 2006 Newsroom P3 NCER ORD US EPA http://es.epa.gov/ncer/p3/press/awardagenda06.html	96	0.20%
	IP-Tracked Transitions	96	100.00%
51.	Making Water Treatment Plants Sustainable P3 NCER ORD US EPA http://es.epa.gov/ncer/P3/success/lehigh.html	94	0.20%
	IP-Tracked Transitions	94	100.00%
52.	Phase II - P3 Award Winners P3 NCER ORD US EPA http://es.epa.gov/ncer/p3/award_winners.html	94	0.20%
	IP-Tracked Transitions	94	100.00%

	Pages Next Page	Views	% Views
53.	Announcements and Discussion Area Information for P3 Teams P3 NCER ORD US EPA http://es.epa.gov/ncer/p3/event_2008/08_announcements.html	94	0.20%
	IP-Tracked Transitions	94	100.00%
54.	Notification Phase I - Project Development P3 NCER ORD US EPA http://es.epa.gov/ncer/P3/notification.html	93	0.19%
	IP-Tracked Transitions	93	100.00%
55.	Phase II - P3 Award Winners P3 NCER ORD US EPA http://es.epa.gov/ncer/p3/phase2follow.html	92	0.19%
	IP-Tracked Transitions	92	100.00%
56.	2006 P3 Competitors Photo Gallery P3 NCER ORD US EPA http://es.epa.gov/ncer/p3/event_2006/2006_competitors.html	91	0.19%
	IP-Tracked Transitions	91	100.00%
57.	2006/2007 P3 Teams P3 NCER ORD US EPA http://es.epa.gov/ncer/p3/project_websites/2006/	90	0.19%
	IP-Tracked Transitions	90	100.00%
58.	EPA: P3 Award: Press Release http://es.epa.gov/ncer/p3/projects/	90	0.19%
	IP-Tracked Transitions	90	100.00%
59.	Student Group Tests Solar Greenhouse Energy Efficiency Newsroom P3 NCER ORD US EPA http://es.epa.gov/ncer/p3/press/04_26_07_mtimes.html	87	0.18%
	IP-Tracked Transitions	87	100.00%
60.	Jeopardy! Quizzes America with Environmental Clues Newsroom Archive Newsroom P3 NCER ORD US EPA http://es.epa.gov/ncer/p3/press/05_07_07.html	87	0.18%
	IP-Tracked Transitions	87	100.00%
61.	EPA: NCER: P3 http://es.epa.gov/ncer/P3recipients/2005/	86	0.18%
	IP-Tracked Transitions	86	100.00%
62.	Judges P3 NCER ORD US EPA http://es.epa.gov/ncer/p3/judges.html	85	0.18%
	IP-Tracked Transitions	85	100.00%
63.	2005 In Process Project Photos P3 NCER ORD US EPA http://es.epa.gov/ncer/p3/project_photos/2005_projects.html	84	0.17%
	IP-Tracked Transitions	84	100.00%

	Pages Next Page	Views	% Views
64.	2004 P3 Projects Past P3 Projects P3 NCER ORD US EPA http://es.epa.gov/ncer/p3/project_websites/2004_project_websites.html IP-Tracked Transitions	83	0.17%
		83	100.00%
65.	Eligibility P3 NCER ORD US EPA http://es.epa.gov/ncer/p3/eligibility/ IP-Tracked Transitions	83	0.17%
		83	100.00%
66.	2008 P3 Competitors Photo Gallery P3 NCER ORD US EPA http://es.epa.gov/ncer/p3/event_2008/event_photos/teams/2008_competitors.html IP-Tracked Transitions	83	0.17%
		83	100.00%
67.	Index of /ncer/p3/event_2007/event_photos/awards/ http://es.epa.gov/ncer/p3/event_2007/event_photos/awards/ IP-Tracked Transitions	83	0.17%
		83	100.00%
68.	SU833562 2008 Project Descriptions P3 NCER ORD US EPA http://es.epa.gov/ncer/p3/project_websites/2008/su833562.html IP-Tracked Transitions	81	0.17%
		81	100.00%
69.	Publications P3 NCER ORD US EPA http://es.epa.gov/ncer/p3/publications.html IP-Tracked Transitions	81	0.17%
		81	100.00%
70.	2006 National Expo Photo Gallery P3: People, Prosperity and the Planet Student Design Competition for Sustainability US EPA http://es.epa.gov/ncer/p3/event_2006/event_photos/mall_event_general/expo.html IP-Tracked Transitions	81	0.17%
		81	100.00%
71.	SU833524 2008 Project Descriptions P3 NCER ORD US EPA http://es.epa.gov/ncer/p3/project_websites/2008/su833524.html IP-Tracked Transitions	80	0.17%
		80	100.00%
72.	P3 Newsroom Archive 2006 Newsroom P3 NCER ORD US EPA http://es.epa.gov/ncer/P3/press/ IP-Tracked Transitions	80	0.17%
		80	100.00%
73.	Employment Resources Forum P3 NCER ORD US EPA http://es.epa.gov/ncer/p3/forum/employ.html IP-Tracked Transitions	79	0.16%
		79	100.00%
74.	Prosperity - Small Business Phase II - P3 Award Winners P3 NCER ORD US EPA http://es.epa.gov/ncer/p3/awardsmallbiz.html	79	0.16%

	Pages Next Page	Views	% Views
	IP-Tracked Transitions	79	100.00%
75.	Past P3 Projects by Topic Past P3 Projects P3 NCER ORD US EPA http://es.epa.gov/ncer/p3/abtable1.html	79	0.16%
	IP-Tracked Transitions	79	100.00%
76.	Page Title P3 NCER ORD US EPA http://es.epa.gov/ncer/p3/awardplanet.html	79	0.16%
	IP-Tracked Transitions	79	100.00%
77.	2008 National Expo Photo Gallery P3 NCER ORD US EPA http://es.epa.gov/ncer/p3/event_2008/event_photos/expo/expo.html	78	0.16%
	IP-Tracked Transitions	78	100.00%
78.	2007 National Expo Photo Gallery P3 NCER ORD US EPA http://es.epa.gov/ncer/p3/event_2007/event_photos/expo/expo.html	77	0.16%
	IP-Tracked Transitions	77	100.00%
79.	Resources P3 NCER ORD US EPA http://es.epa.gov/ncer/p3/resources.html	77	0.16%
	IP-Tracked Transitions	77	100.00%
80.	SU833528 2008 Project Descriptions P3 NCER ORD US EPA http://es.epa.gov/ncer/p3/project_websites/2008/su833528.html	77	0.16%
	IP-Tracked Transitions	77	100.00%
81.	2006 Award Ceremony Photo Gallery P3: People, Prosperity and the Planet Student Design Competition for Sustainability US EPA http://es.epa.gov/ncer/p3/event_2006/event_photos/awards/awards.html	77	0.16%
	IP-Tracked Transitions	77	100.00%
82.	National Sustainable Design Expo Co-Sponsors Information For P3 NCER ORD US EPA http://es.epa.gov/ncer/p3/info/cosponsors_archive.html	76	0.16%
	IP-Tracked Transitions	76	100.00%
83.	Media Archive Info For P3 NCER ORD US EPA http://es.epa.gov/ncer/p3/info/media_archive.html	76	0.16%
	IP-Tracked Transitions	76	100.00%
84.	2005 Phase 2 Award Winners and Honorable Mentions 2006 Newsroom P3 NCER ORD US EPA http://es.epa.gov/ncer/p3/project_websites/2004_phase_2_project_websites.html	75	0.16%
	IP-Tracked Transitions	75	100.00%

	Pages Next Page	Views	% Views
85.	2005 Photo Gallery P3 NCER ORD US EPA http://es.epa.gov/ncer/p3/event_2005/event_photos/award_ceremony/awards.html IP-Tracked Transitions	75	0.16%
		75	100.00%
86.	People - Education Phase II - P3 Award Winners P3: People, Prosperity and the Planet Student Design Competition for Sustainability US EPA http://es.epa.gov/ncer/p3/awardededucation.html IP-Tracked Transitions	74	0.15%
		74	100.00%
87.	SU833553 2008 Project Descriptions P3 NCER ORD US EPA http://es.epa.gov/ncer/p3/project_websites/2008/su833553.html IP-Tracked Transitions	74	0.15%
		74	100.00%
88.	SU833546 2008 Project Descriptions P3 NCER ORD US EPA http://es.epa.gov/ncer/p3/project_websites/2008/su833546.html IP-Tracked Transitions	73	0.15%
		73	100.00%
89.	2007 Award Ceremony Photo Gallery P3 NCER ORD US EPA http://es.epa.gov/ncer/p3/event_2007/event_photos/awards/awards.html IP-Tracked Transitions	72	0.15%
		72	100.00%
90.	EPA: NCER: P3: People, Prosperity and the Planet Student Design Competition for Sustainability: A National Student Design Competition for Sustainability focusing on People, Prosperity, and the Planet http://es.epa.gov/ncer/p3/designs_sustain_rfp_2005.html IP-Tracked Transitions	72	0.15%
		72	100.00%
91.	Photos of the 2005 National Expo Photo Gallery P3 NCER ORD US EPA http://es.epa.gov/ncer/p3/event_2005/event_photos/general_mall_photos/expo.html IP-Tracked Transitions	71	0.15%
		71	100.00%
92.	Shedding Light on Clean Drinking Water P3 NCER ORD US EPA http://es.epa.gov/ncer/P3/success/berkeley.html IP-Tracked Transitions	71	0.15%
		71	100.00%
93.	Knowing the Score Helps Students Save Energy P3 NCER ORD US EPA http://es.epa.gov/ncer/p3/success/oberlinfeature.html IP-Tracked Transitions	71	0.15%
		71	100.00%
94.	SU833521 2008 Project Descriptions P3 NCER ORD US EPA http://es.epa.gov/ncer/p3/project_websites/2008/su833521.html IP-Tracked Transitions	70	0.15%
		70	100.00%

	Pages Next Page	Views	% Views
95.	SU833547 2008 Project Descriptions P3 NCER ORD US EPA http://es.epa.gov/ncer/p3/project_websites/2008/su833547.html	70	0.15%
	IP-Tracked Transitions	70	100.00%
96.	2007 P3 Competitors Photo Gallery P3 NCER ORD US EPA http://es.epa.gov/ncer/p3/event_2007/event_photos/teams/2007_competitors.html	69	0.14%
	IP-Tracked Transitions	69	100.00%
97.	Judges Photo Photo Gallery P3 NCER ORD US EPA http://es.epa.gov/ncer/p3/event_2005/event_photos/judges/judges.html	69	0.14%
	IP-Tracked Transitions	69	100.00%
98.	SU833529 2008 Project Descriptions P3 NCER ORD US EPA http://es.epa.gov/ncer/p3/project_websites/2008/su833529.html	68	0.14%
	IP-Tracked Transitions	68	100.00%
99.	SU833551 2008 Project Descriptions P3 NCER ORD US EPA http://es.epa.gov/ncer/p3/project_websites/2008/su833551.html	68	0.14%
	IP-Tracked Transitions	68	100.00%
100.	SU833539 2008 Project Descriptions P3 NCER ORD US EPA http://es.epa.gov/ncer/p3/project_websites/2008/su833539.html	67	0.14%
	IP-Tracked Transitions	67	100.00%
101.	2005 P3 Competitors P3 NCER ORD US EPA http://es.epa.gov/ncer/p3/project_photos/2005_competitors.html	67	0.14%
	IP-Tracked Transitions	67	100.00%
102.	SU833544 2008 Project Descriptions P3 NCER ORD US EPA http://es.epa.gov/ncer/p3/project_websites/2008/su833544.html	67	0.14%
	IP-Tracked Transitions	67	100.00%
103.	2006-2007 Project Descriptions and Photos P3 NCER ORD US EPA http://es.epa.gov/ncer/p3/project_websites/2006/project_websites.html	67	0.14%
	IP-Tracked Transitions	67	100.00%
104.	SU833554 2008 Project Descriptions P3 NCER ORD US EPA http://es.epa.gov/ncer/p3/project_websites/2008/su833554.html	67	0.14%

	Pages Next Page	Views	% Views
	IP-Tracked Transitions	67	100.00%
105.	SU833545 2008 Project Descriptions P3 NCER ORD US EPA http://es.epa.gov/ncer/p3/project_websites/2008/su833545.html	67	0.14%
	IP-Tracked Transitions	67	100.00%
106.	SU833179 2006 Project Descriptions and Photos P3 NCER ORD US EPA http://es.epa.gov/ncer/p3/project_websites/2006/su833179.html	66	0.14%
	IP-Tracked Transitions	66	100.00%
107.	SU833513 2008 Project Descriptions P3 NCER ORD US EPA http://es.epa.gov/ncer/p3/project_websites/2008/su833513.html	66	0.14%
	IP-Tracked Transitions	66	100.00%
108.	SU833561 2008 Project Descriptions P3 NCER ORD US EPA http://es.epa.gov/ncer/p3/project_websites/2008/su833561.html	66	0.14%
	IP-Tracked Transitions	66	100.00%
109.	SU833543 2008 Project Descriptions P3 NCER ORD US EPA http://es.epa.gov/ncer/p3/project_websites/2008/su833543.html	66	0.14%
	IP-Tracked Transitions	66	100.00%
110.	SU833535 2008 Project Descriptions P3 NCER ORD US EPA http://es.epa.gov/ncer/p3/project_websites/2008/su833535.html	66	0.14%
	IP-Tracked Transitions	66	100.00%
111.	SU833512 2008 Project Descriptions P3 NCER ORD US EPA http://es.epa.gov/ncer/p3/project_websites/2008/su833512.html	66	0.14%
	IP-Tracked Transitions	66	100.00%
112.	Speaker's Biographies Awards Ceremony 2006 Newsroom P3 NCER ORD US EPA http://es.epa.gov/ncer/p3/press/awardsbios.html	66	0.14%
	IP-Tracked Transitions	65	98.48%
	All Others	1	1.52%
113.	SU833534 2008 Project Descriptions P3 NCER ORD US EPA http://es.epa.gov/ncer/p3/project_websites/2008/su833534.html	66	0.14%
	IP-Tracked Transitions	66	100.00%

	Pages Next Page	Views	% Views
114.	SU833517 2008 Project Descriptions P3 NCER ORD US EPA http://es.epa.gov/ncer/p3/project_websites/2008/su833517.html	65	0.13%
	IP-Tracked Transitions	65	100.00%
115.	SU833560 2008 Project Descriptions P3 NCER ORD US EPA http://es.epa.gov/ncer/p3/project_websites/2008/su833560.html	65	0.13%
	IP-Tracked Transitions	65	100.00%
116.	SU833538 2008 Project Descriptions P3 NCER ORD US EPA http://es.epa.gov/ncer/p3/project_websites/2008/su833538.html	65	0.13%
	IP-Tracked Transitions	65	100.00%
117.	SU833549 2008 Project Descriptions P3 NCER ORD US EPA http://es.epa.gov/ncer/p3/project_websites/2008/su833549.html	65	0.13%
	IP-Tracked Transitions	65	100.00%
118.	SU833530 2008 Project Descriptions P3 NCER ORD US EPA http://es.epa.gov/ncer/p3/project_websites/2008/su833530.html	65	0.13%
	IP-Tracked Transitions	65	100.00%
119.	2006 National Mall P3 Award Competition Agenda P3 NCER ORD US EPA http://es.epa.gov/ncer/p3/press/agenda06.html	64	0.13%
	IP-Tracked Transitions	64	100.00%
120.	The Virtual World Lets Students Ponder How to Save Mother Earth Newsroom P3 NCER ORD US EPA http://es.epa.gov/ncer/p3/press/11_14_06.html	64	0.13%
	IP-Tracked Transitions	64	100.00%
121.	SU833149 2006 Project Descriptions and Photos P3 NCER ORD US EPA http://es.epa.gov/ncer/p3/project_websites/2006/su833149.html	64	0.13%
	IP-Tracked Transitions	64	100.00%
122.	SU833548 2008 Project Descriptions P3 NCER ORD US EPA http://es.epa.gov/ncer/p3/project_websites/2008/su833548.html	63	0.13%
	IP-Tracked Transitions	63	100.00%
123.	Lynden Cows Fuel WWU Vehicle Newsroom P3 NCER ORD US EPA http://es.epa.gov/ncer/p3/press/05_02_07_lynden.html	63	0.13%
	IP-Tracked Transitions	63	100.00%

	Pages Next Page	Views	% Views
124.	EPA Sustainability Programs P3 NCER ORD US EPA http://es.epa.gov/ncer/p3/epa/ IP-Tracked Transitions	62	0.13%
125.	SU833169 2006 Project Descriptions and Photos P3 NCER ORD US EPA http://es.epa.gov/ncer/p3/project_websites/2006/su833169.html IP-Tracked Transitions	62	0.13%
126.	P3 Award Competition P3 NCER ORD US EPA http://es.epa.gov/ncer/p3/awardcomp.html IP-Tracked Transitions	62	0.13%
127.	SU833541 2008 Project Descriptions P3 NCER ORD US EPA http://es.epa.gov/ncer/p3/project_websites/2008/su833541.html IP-Tracked Transitions	62	0.13%
128.	Green Technology at the Sustainable Design http://es.epa.gov/ncer/p3/press/may_12_2006down.html IP-Tracked Transitions	62	0.13%
129.	SU833523 2008 Project Descriptions P3 NCER ORD US EPA http://es.epa.gov/ncer/p3/project_websites/2008/su833523.html IP-Tracked Transitions	62	0.13%
130.	SU833518 2008 Project Descriptions P3 NCER ORD US EPA http://es.epa.gov/ncer/p3/project_websites/2008/su833518.html IP-Tracked Transitions	62	0.13%
131.	SU833175 2006 Project Descriptions and Photos P3 NCER ORD US EPA http://es.epa.gov/ncer/p3/project_websites/2006/su833175.html IP-Tracked Transitions	62	0.13%
132.	Greening the Campus: Improving the Environmental Performance of Buildings and Institutions P3 NCER ORD US EPA http://es.epa.gov/ncer/p3/success/oberlin.html IP-Tracked Transitions	62	0.13%
133.	SU833170 2006 Project Descriptions and Photos P3 NCER ORD US EPA http://es.epa.gov/ncer/p3/project_websites/2006/su833170.html IP-Tracked Transitions	61	0.13%

	Pages Next Page	Views	% Views
■ 134.	SU833147 2006 Project Descriptions and Photos P3 NCER ORD US EPA http://es.epa.gov/ncer/p3/project_websites/2006/su833147.html	61	0.13%
	IP-Tracked Transitions	61	100.00%
■ 135.	SU833520 2008 Project Descriptions P3 NCER ORD US EPA http://es.epa.gov/ncer/p3/project_websites/2008/su833520.html	61	0.13%
	IP-Tracked Transitions	61	100.00%
■ 136.	SU833188 2006 Project Descriptions and Photos P3 NCER ORD US EPA http://es.epa.gov/ncer/p3/project_websites/2006/su833188.html	61	0.13%
	IP-Tracked Transitions	61	100.00%
■ 137.	41 P3 Grants Awarded 2006 Newsroom P3 NCER ORD US EPA http://es.epa.gov/ncer/p3/press/news_article_102705.html	61	0.13%
	IP-Tracked Transitions	61	100.00%
■ 138.	SU832486 2005 Project Descriptions and Photos P3 NCER ORD US EPA http://es.epa.gov/ncer/p3/project_websites/2005/su832486.html	61	0.13%
	IP-Tracked Transitions	61	100.00%
■ 139.	SU833173 2006 Project Descriptions and Photos P3 NCER ORD US EPA http://es.epa.gov/ncer/p3/project_websites/2006/su833173.html	61	0.13%
	IP-Tracked Transitions	61	100.00%
■ 140.	Student Sustainability Competition Newsroom P3 NCER ORD US EPA http://es.epa.gov/ncer/p3/press/blog_11_18_06_oildrum.html	61	0.13%
	IP-Tracked Transitions	61	100.00%
■ 141.	SU832512 2005 Project Descriptions and Photos P3 NCER ORD US EPA http://es.epa.gov/ncer/p3/project_websites/2005/su832512.html	60	0.12%
	IP-Tracked Transitions	60	100.00%
■ 142.	SU833522 2008 Project Descriptions P3 NCER ORD US EPA http://es.epa.gov/ncer/p3/project_websites/2008/su833522.html	60	0.12%
	IP-Tracked Transitions	60	100.00%

	Pages Next Page	Views	% Views
143.	SU833152 2006 Project Descriptions and Photos P3 NCER ORD US EPA http://es.epa.gov/ncer/p3/project_websites/2006/su833152.html	60	0.12%
	IP-Tracked Transitions	60	100.00%
144.	SU833157 2006 Project Descriptions and Photos P3 NCER ORD US EPA http://es.epa.gov/ncer/p3/project_websites/2006/su833157.html	60	0.12%
	IP-Tracked Transitions	60	100.00%
145.	Western Wins \$75,000 Grant - EPA Grant To Bolster Biogas Refinery Built By Students Newsroom P3 NCER ORD US EPA http://es.epa.gov/ncer/p3/press/05_01_07_western.html	59	0.12%
	IP-Tracked Transitions	59	100.00%
146.	SU832503 2005 Project Descriptions and Photos P3 NCER ORD US EPA http://es.epa.gov/ncer/p3/project_websites/2005/su832503.html	59	0.12%
	IP-Tracked Transitions	59	100.00%
147.	SU832484 2005 Project Descriptions and Photos P3 NCER ORD US EPA http://es.epa.gov/ncer/p3/event_2006/su832484/su832484.html	59	0.12%
	IP-Tracked Transitions	59	100.00%
148.	NEWS RELEASE P3 NCER ORD US EPA http://es.epa.gov/ncer/P3/press/archive/news_release_051705.html	59	0.12%
	IP-Tracked Transitions	59	100.00%
149.	Senator Clinton Congratulates Clarkson University Students on Winning http://es.epa.gov/ncer/p3/press/may_11_2006hillary.html	59	0.12%
	IP-Tracked Transitions	59	100.00%
150.	2008 Award Ceremony Photo Gallery P3 NCER ORD US EPA http://es.epa.gov/ncer/p3/event_2008/event_photos/awards/awards.html	59	0.12%
	IP-Tracked Transitions	59	100.00%
151.	SU832488 2005 Project Descriptions and Photos P3 NCER ORD US EPA http://es.epa.gov/ncer/p3/project_websites/2005/su832488.html	59	0.12%
	IP-Tracked Transitions	59	100.00%
152.	SU833155 2006 Project Descriptions and Photos P3 NCER ORD US EPA http://es.epa.gov/ncer/p3/project_websites/2006/su833155.html	58	0.12%

	Pages Next Page	Views	% Views
	IP-Tracked Transitions	58	100.00%
■ 153.	SU833183 2006 Project Descriptions and Photos P3 NCER ORD US EPA http://es.epa.gov/ncer/p3/project_websites/2006/su833183.html	58	0.12%
	IP-Tracked Transitions	58	100.00%
■ 154.	Community Essay 2006 Newsroom P3 NCER ORD US EPA http://es.epa.gov/ncer/p3/press/zimmerman_es_say_10_19_2005.html	58	0.12%
	IP-Tracked Transitions	58	100.00%
■ 155.	SU833187 2006 Project Descriptions and Photos P3 NCER ORD US EPA http://es.epa.gov/ncer/p3/project_websites/2006/su833187.html	58	0.12%
	IP-Tracked Transitions	58	100.00%
■ 156.	Project Descriptions and Photos P3 NCER ORD US EPA http://es.epa.gov/ncer/p3/project_websites/2004/su831883.html	57	0.12%
	IP-Tracked Transitions	57	100.00%
■ 157.	SU832510 2005 Project Descriptions and Photos P3 NCER ORD US EPA http://es.epa.gov/ncer/p3/project_websites/2005/su832510.html	57	0.12%
	IP-Tracked Transitions	57	100.00%
■ 158.	University Of New Hampshire Students Without Borders Draw Water From Sand Newsroom P3 NCER ORD US EPA http://es.epa.gov/ncer/p3/press/04_24_07_statesnews.html	57	0.12%
	IP-Tracked Transitions	57	100.00%
■ 159.	SU832495 2005 Project Descriptions and Photos P3 NCER ORD US EPA http://es.epa.gov/ncer/p3/project_websites/2005/su832495.html	57	0.12%
	IP-Tracked Transitions	57	100.00%
■ 160.	SU832484 2005 Project Descriptions and Photos P3 NCER ORD US EPA http://es.epa.gov/ncer/p3/project_websites/2005/su832484.html	57	0.12%
	IP-Tracked Transitions	57	100.00%
■ 161.	Illinois Team Is A Winner In EPA Competition Newsroom P3 NCER ORD US EPA http://es.epa.gov/ncer/p3/press/05_01_07_uiuc.html	56	0.12%
	IP-Tracked Transitions	56	100.00%

	Pages Next Page	Views	% Views
■ 162.	The Report Card 2007 Newsroom P3 NCER ORD US EPA http://es.epa.gov/ncer/p3/press/05_14_07.html IP-Tracked Transitions	56 56	0.12% 100.00%
■ 163.	ASU Student Team Wins EPA Award for Solar Greenhouse Newsroom P3 NCER ORD US EPA http://es.epa.gov/ncer/p3/press/05_07_07_asu.html IP-Tracked Transitions	56 56	0.12% 100.00%
■ 164.	Project Descriptions and Photos P3 NCER ORD US EPA http://es.epa.gov/ncer/p3/project_websites/2004/su831830.html IP-Tracked Transitions	56 56	0.12% 100.00%
■ 165.	SU832489 2005 Project Descriptions and Photos P3 NCER ORD US EPA http://es.epa.gov/ncer/p3/project_websites/2005/su832489.html IP-Tracked Transitions	56 56	0.12% 100.00%
■ 166.	Clarkson University Sustainable Design Team presenting research at National Design competition 2006 Newsroom P3 NCER ORD US EPA http://es.epa.gov/ncer/p3/press/may_10_2006wwti.html IP-Tracked Transitions	56 56	0.12% 100.00%
■ 167.	Project Descriptions and Photos P3 NCER ORD US EPA http://es.epa.gov/ncer/p3/project_websites/2004/su831825.html IP-Tracked Transitions	56 56	0.12% 100.00%
■ 168.	SU832509 2005 Project Descriptions and Photos P3 NCER ORD US EPA http://es.epa.gov/ncer/p3/project_websites/2005/su832509.html IP-Tracked Transitions	56 56	0.12% 100.00%
■ 169.	CLOSED-LOOP BIODIESEL PRODUCTION AMONG WINNERS AT NATIONAL SUSTAINABLE DESIGN EXPO 2006 Newsroom P3 NCER ORD US EPA http://es.epa.gov/ncer/p3/press/may_11_2006eesi.html IP-Tracked Transitions	55 55	0.11% 100.00%
■ 170.	"Growing" Buildings 2006 Newsroom P3 NCER ORD US EPA http://es.epa.gov/ncer/p3/press/may_14_2006.html IP-Tracked Transitions	55 55	0.11% 100.00%
■ 171.	SU832487 2005 Project Descriptions and Photos P3 NCER ORD US EPA http://es.epa.gov/ncer/p3/project_websites/2005/su832487.html	55	0.11%

	Pages Next Page	Views	% Views
	IP-Tracked Transitions	55	100.00%
172.	SU833172 2006 Project Descriptions and Photos P3 NCER ORD US EPA http://es.epa.gov/ncer/p3/project_websites/2006/su833172.html	55	0.11%
	IP-Tracked Transitions	55	100.00%
173.	College Students Lead the U.S.towards a Greener Future - EPA P3 Awards Winners Newsroom P3 NCER ORD US EPA http://es.epa.gov/ncer/p3/press/04_27_07_pressroom.html	55	0.11%
	IP-Tracked Transitions	55	100.00%
174.	SU833148 2006 Project Descriptions and Photos P3 NCER ORD US EPA http://es.epa.gov/ncer/p3/project_websites/2006/su833148.html	55	0.11%
	IP-Tracked Transitions	55	100.00%
175.	EPA P3 Award Winners Announced at the 2006 National Sustainable Design Expo 2006 Newsroom P3 NCER ORD US EPA http://es.epa.gov/ncer/p3/press/may_23_2006smart.html	55	0.11%
	IP-Tracked Transitions	55	100.00%
176.	National Sustainable Design Expo Highlights Student Work 2006 Newsroom P3 NCER ORD US EPA http://es.epa.gov/ncer/p3/press/may_12_2006voa.html	55	0.11%
	IP-Tracked Transitions	55	100.00%
177.	SU832505 2005 Project Descriptions and Photos P3 NCER ORD US EPA http://es.epa.gov/ncer/p3/project_websites/2005/su832505.html	55	0.11%
	IP-Tracked Transitions	55	100.00%
178.	Project Descriptions and Photos P3 NCER ORD US EPA http://es.epa.gov/ncer/p3/project_websites/2004/su831827.html	55	0.11%
	IP-Tracked Transitions	55	100.00%
179.	Professors, Students Make Environmentally Sustainable House Newsroom P3 NCER ORD US EPA http://es.epa.gov/ncer/p3/press/04_26_07_ballstate.html	55	0.11%
	IP-Tracked Transitions	55	100.00%
180.	Project Descriptions and Photos P3 NCER ORD US EPA http://es.epa.gov/ncer/p3/project_websites/2004/su831892.html	55	0.11%
	IP-Tracked Transitions	55	100.00%


	Pages Next Page	Views	% Views
■ 181.	Community Milestones Newsroom P3 NCER ORD US EPA http://es.epa.gov/ncer/p3/press/05_07_07_ws.html IP-Tracked Transitions	55 55	0.11% 100.00%
■ 182.	SU832494 2005 Project Descriptions and Photos P3 NCER ORD US EPA http://es.epa.gov/ncer/p3/project_websites/2005/su832494.html IP-Tracked Transitions	55 55	0.11% 100.00%
■ 183.	SU833178 2006 Project Descriptions and Photos P3 NCER ORD US EPA http://es.epa.gov/ncer/p3/project_websites/2006/su833178.html IP-Tracked Transitions	55 55	0.11% 100.00%
■ 184.	National Sustainable Design Expo featuring EPA's P3 Award 2006 Newsroom P3 NCER ORD US EPA http://es.epa.gov/ncer/p3/press/may_9_2006nae.html IP-Tracked Transitions	55 55	0.11% 100.00%
■ 185.	Student Engineering Group Wins Honorable http://es.epa.gov/ncer/P3/press/may_17_2006iowa.html IP-Tracked Transitions	55 55	0.11% 100.00%
■ 186.	SU832485 2005 Project Descriptions and Photos P3 NCER ORD US EPA http://es.epa.gov/ncer/p3/project_websites/2005/su832485.html IP-Tracked Transitions	54 54	0.11% 100.00%
■ 187.	See the Future Today 2006 Newsroom P3 NCER ORD US EPA http://es.epa.gov/ncer/p3/press/may_01_2006.html IP-Tracked Transitions	54 54	0.11% 100.00%
■ 188.	P3: People, Prosperity and the Planet Student Design Competition for Sustainability Newsroom P3 NCER ORD US EPA http://es.epa.gov/ncer/p3/press/blog_04_27_07_tech.html IP-Tracked Transitions	54 54	0.11% 100.00%
■ 189.	Project Descriptions and Photos P3 NCER ORD US EPA http://es.epa.gov/ncer/p3/project_websites/2004/su831897.html IP-Tracked Transitions	54 54	0.11% 100.00%
■ 190.	Project Descriptions and Photos P3 NCER ORD US EPA http://es.epa.gov/ncer/p3/project_websites/2004/su831831.html IP-Tracked Transitions	54 54	0.11% 100.00%

	Pages Next Page	Views	% Views
191.	SU832474 2005 Project Descriptions and Photos P3 NCER ORD US EPA http://es.epa.gov/ncer/p3/project_websites/2005/su832474.html IP-Tracked Transitions	54	0.11%
		54	100.00%
192.	Project Descriptions and Photos P3 NCER ORD US EPA http://es.epa.gov/ncer/p3/project_websites/2004/su831821.html IP-Tracked Transitions	54	0.11%
		54	100.00%
193.	SU832477 2005 Project Descriptions and Photos P3 NCER ORD US EPA http://es.epa.gov/ncer/p3/project_websites/2005/su832477.html IP-Tracked Transitions	54	0.11%
		54	100.00%
194.	College Students Lead the U.S.towards a Greener Future: EPA P3 Awards Winners http://es.epa.gov/ncer/p3/press/04_26_07_usfed_greener.html IP-Tracked Transitions	54	0.11%
		54	100.00%
195.	Project Descriptions and Photos P3 NCER ORD US EPA http://es.epa.gov/ncer/p3/project_websites/2004/su831810.html IP-Tracked Transitions	54	0.11%
		54	100.00%
196.	Project Descriptions and Photos P3 NCER ORD US EPA http://es.epa.gov/ncer/p3/project_websites/2004/su831863.html IP-Tracked Transitions	54	0.11%
		54	100.00%
197.	Project Descriptions and Photos P3 NCER ORD US EPA http://es.epa.gov/ncer/p3/project_websites/2004/su831896.html IP-Tracked Transitions	54	0.11%
		54	100.00%
198.	Larsen Congratulates Western Washington Students On Winning EPA's P3 Award Newsroom P3 NCER ORD US EPA http://es.epa.gov/ncer/p3/press/04_26_07_statenews.html IP-Tracked Transitions	54	0.11%
		54	100.00%
199.	SU833195 2006 Project Descriptions and Photos P3 NCER ORD US EPA http://es.epa.gov/ncer/p3/project_websites/2006/su833195.html IP-Tracked Transitions	54	0.11%
		54	100.00%

	Pages	Views	% Views
	Next Page		
■ 200.	P3: People, Prosperity and the Planet 2006 Newsroom P3 NCER ORD US EPA http://es.epa.gov/ncer/p3/press/may_15_2006fed.html	54	0.11%
	IP-Tracked Transitions	54	100.00%
	Subtotal for rows: 1 - 200	23,436	48.63%
	Other	24,761	51.37%
	Total	48,197	100.00%

items 1-200 of 1142

Single-Level Paths, Forward - Help Card

 **Column Definitions**

Pages
Any displayed page. You can specify for each profile the types of files that qualify as a page. These settings can be changed by the WebTrends administrator.

Next Page
The next page requested. Values of "Other" represent the percentage of traffic for Next Pages that were not tracked because the table limit was reached.

IP-Tracked Transitions
Represents all visits where the IP address was the only means to identify the visitor (for example, visitors who do not accept cookies).

End Of Visit
A Next Page value of End Of Visit means that this was the last page of the visit.

Page Refresh
A Next Page of Page Refresh represents routes where the page and the next page were the same.

Other
Represents traffic from unfinished visits and routes not included due to report size limits.

Views
Number of times this page was viewed by visitors.

%
Percentage of views that transitioned from the page listed under "Pages" to the page listed under "Next Page."



Report Descriptions

Briefly:

This report is an easy way to see what page visitors go to next from each of the top pages of your site.

A line containing "End of Visit" means shows statistics for occurrences when the page was the last page of a visit.

A line containing "Other" sums the data for any Next Pages not shown in this table. A value of zero indicates that the table contains all the Next Pages that occurred.

The Next Pages report is available only when sessions are identified with a cookie. The IP/Agent method of session identification, while more accurate than a simple IP approach, is still too uncertain for statistical reliability. If you wish to still use IP/Agent sessionizing for this report, there is a workaround available in the Knowledge Base.

Uses and Interpretation:

Overlay the percentages on a screen shot of a page to see whether visitors are using the links on the page as expected. Web designers often try to correlate link prominence and position with expected usage. An unusually large number of jumps using an obscure link suggests a possible increase in prominence for that link. An unusually small number of jumps from a prominent link may mean support for the idea of downsizing that link or moving it deeper in the site.

If a page in the list is not available as a link on the page, it's likely that there was an intermediate page view that did not appear in your data. When analyzing log files, this happens when a viewed page is a cached one, for example when a visitor hits their "back" button. Especially large percentages associated with these can indicate a need to adjust the navigation to allow the sequence to happen without an intermediate page.

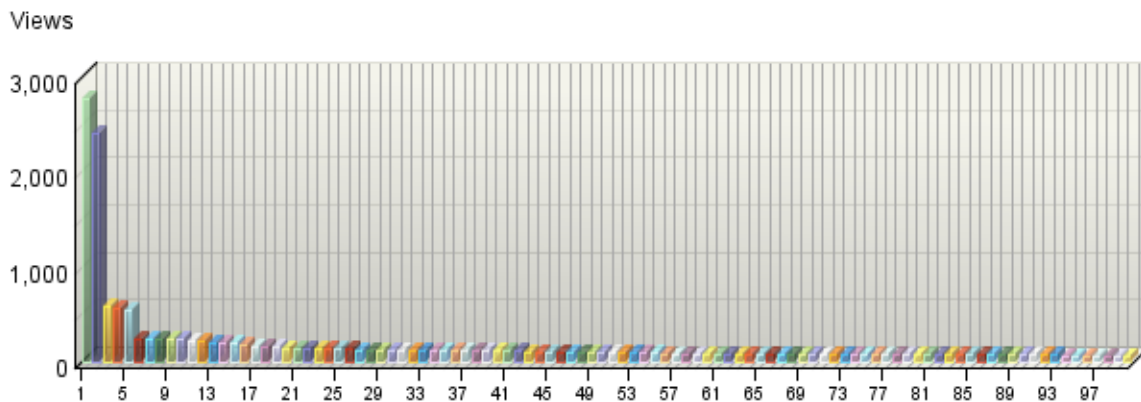
Other relevant reports and analyses:

This report is equivalent to a summary of the first steps for paths shown in the Paths Forward report.

Single-Level Paths, Reverse

This report shows, for individual pages, the page that was the viewed immediately before that page. This is similar to a reverse path that is only one step in length. A given visit might be counted several times, once, or not at all in this report, depending on how many times that page was viewed during that visit. Only applicable for visitor sessions that are tracked by something other than IP address.

Single-Level Paths, Reverse



Single-Level Paths, Reverse

Pages		Views	% Views
Previous Page			
1.	P3 NCER ORD US EPA http://es.epa.gov/ncer/P3/	2,773	5.75%
	IP-Tracked Transitions	2,773	100.00%
2.	National Sustainable Design Expo 2008 P3 NCER ORD US EPA http://es.epa.gov/ncer/p3/expo/expo_2008.html	2,403	4.99%
	IP-Tracked Transitions	2,403	100.00%
3.	Basic Information P3 NCER ORD US EPA http://es.epa.gov/ncer/p3/fact_sheet.html	588	1.22%
	IP-Tracked Transitions	588	100.00%
4.	2008/2009 P3 Teams P3 NCER ORD US EPA http://es.epa.gov/ncer/p3/current/	570	1.18%
	IP-Tracked Transitions	570	100.00%
5.	National Sustainable Design Expo P3 NCER ORD US EPA http://es.epa.gov/ncer/p3/expo/	550	1.14%
	IP-Tracked Transitions	550	100.00%

	Pages Previous Page	Views	% Views
■ 6.	How to Apply Phase I - Project Development P3 NCER ORD US EPA http://es.epa.gov/ncer/p3/apply/ IP-Tracked Transitions	251 251	0.52% 100.00%
■ 7.	Information for P3 Teams P3 NCER ORD US EPA http://es.epa.gov/ncer/p3/teams/ IP-Tracked Transitions	249 249	0.52% 100.00%
■ 8.	P3 Award Winners P3 NCER ORD US EPA http://es.epa.gov/ncer/p3/success/ IP-Tracked Transitions	248 248	0.51% 100.00%
■ 9.	P3 and Other Awards Ceremony P3 NCER ORD US EPA http://es.epa.gov/ncer/p3/ceremony/ IP-Tracked Transitions	246 246	0.51% 100.00%
■ 10.	2008 P3 Award Winners P3 Award Winners and Successes P3 NCER ORD US EPA http://es.epa.gov/ncer/p3/project_websites/2008/2008awardwinners.html IP-Tracked Transitions	243 243	0.50% 100.00%
■ 11.	Photo Gallery P3 NCER ORD US EPA http://es.epa.gov/ncer/p3/photo.html IP-Tracked Transitions	221 221	0.46% 100.00%
■ 12.	Forum P3 NCER ORD US EPA http://es.epa.gov/ncer/p3/forum/ IP-Tracked Transitions	221 221	0.46% 100.00%
■ 13.	Forms P3 NCER ORD US EPA http://es.epa.gov/ncer/P3/forms/ IP-Tracked Transitions	212 212	0.44% 100.00%
■ 14.	2008 Expo and P3 Videos P3 NCER ORD US EPA http://es.epa.gov/ncer/p3/multimedia.html IP-Tracked Transitions	210 210	0.44% 100.00%
■ 15.	Current Partners Information for Partners P3 NCER ORD US EPA http://es.epa.gov/ncer/p3/partners/ IP-Tracked Transitions	194 194	0.40% 100.00%
■ 16.	Past P3 Projects P3 NCER ORD US EPA http://es.epa.gov/ncer/p3/past/ IP-Tracked Transitions	184 184	0.38% 100.00%
■ 17.	2007 P3 Award Winners P3 Award Winners and Successes P3 NCER ORD US EPA http://es.epa.gov/ncer/p3/project_websites/2007/2007awardwinners.html IP-Tracked Transitions	165 165	0.34% 100.00%

	Pages Previous Page	Views	% Views
18.	Videos: Expo and P3 Overviews P3 NCER ORD US EPA http://es.epa.gov/ncer/p3/overviews.html IP-Tracked Transitions	154	0.32%
19.	Grant Recipients P3 NCER ORD US EPA http://es.epa.gov/ncer/p3/grantrecip.html IP-Tracked Transitions	153	0.32%
20.	Newsroom P3 NCER ORD US EPA http://es.epa.gov/ncer/p3/news.html IP-Tracked Transitions	152	0.32%
21.	Information for Partners Info For P3 NCER ORD US EPA http://es.epa.gov/ncer/p3/info/partners.html IP-Tracked Transitions	145	0.30%
22.	2006 P3 Award Winners P3 Award Winners and Successes P3 NCER ORD US EPA http://es.epa.gov/ncer/p3/project_websites/2006/2006awardwinners.html IP-Tracked Transitions	143	0.30%
23.	Info for Exhibitors Information For P3 NCER ORD US EPA http://es.epa.gov/ncer/p3/become_exhibitor.html IP-Tracked Transitions	141	0.29%
24.	Info for Co-Sponsors Information For P3 NCER ORD US EPA http://es.epa.gov/ncer/p3/info/cosponsors.html IP-Tracked Transitions	138	0.29%
25.	Other Sustainability Resources P3 NCER ORD US EPA http://es.epa.gov/ncer/p3/other/ IP-Tracked Transitions	135	0.28%
26.	EPA: NCER: P3 Award: A National Student Design Competition for Sustainability focusing on People, Prosperity, and the Planet http://es.epa.gov/ncer/P3/designs_sustain_rfp.html IP-Tracked Transitions	132	0.27%
27.	2007/2008 P3 Teams Past P3 Projects P3 NCER ORD US EPA http://es.epa.gov/ncer/p3/project_websites/2008/ IP-Tracked Transitions	129	0.27%
28.	Information For P3 NCER ORD US EPA http://es.epa.gov/ncer/p3/info/ IP-Tracked Transitions	129	0.27%
29.	Application Overview Phase I - P3 Grant Competition/Proof of Concept P3 NCER ORD US EPA http://es.epa.gov/ncer/p3/appoverview.html	128	0.27%

	Pages Previous Page	Views	% Views
	IP-Tracked Transitions	128	100.00%
30.	National Mall Map 2006 Newsroom P3 NCER ORD US EPA http://es.epa.gov/ncer/p3/press/mall_map.html	125	0.26%
	IP-Tracked Transitions	125	100.00%
31.	Draft Schedule of Events National Sustainable Design Expo P3 NCER ORD US EPA http://es.epa.gov/ncer/p3/expo/events.html	123	0.26%
	IP-Tracked Transitions	123	100.00%
32.	National Sustainable Design Expo Archive P3 NCER ORD US EPA http://es.epa.gov/ncer/p3/expo/expo_archive.html	123	0.26%
	IP-Tracked Transitions	123	100.00%
33.	Additional Awards P3 Award Competition P3 NCER ORD US EPA http://es.epa.gov/ncer/p3/addawards.html	120	0.25%
	IP-Tracked Transitions	120	100.00%
34.	Media Info For P3 NCER ORD US EPA http://es.epa.gov/ncer/p3/info/media.html	120	0.25%
	IP-Tracked Transitions	120	100.00%
35.	Peer Review Phase I - Project Development P3 NCER ORD US EPA http://es.epa.gov/ncer/p3/peerreview.html	119	0.25%
	IP-Tracked Transitions	119	100.00%
36.	Phase I - Project Development P3 NCER ORD US EPA http://es.epa.gov/ncer/p3/phase1proof.html	117	0.24%
	IP-Tracked Transitions	117	100.00%
37.	http://es.epa.gov/ncer/p3/event_2008/08_date_loc.html	117	0.24%
	IP-Tracked Transitions	117	100.00%
38.	Frequent Questions National Sustainable Design Expo P3 NCER ORD US EPA http://es.epa.gov/ncer/p3/expo/faq.html	117	0.24%
	IP-Tracked Transitions	117	100.00%
39.	Car Fueled With Biogas From Cow Manure: WWU Students Convert Methane Into Natural Gas Newsroom P3 NCER ORD US EPA http://es.epa.gov/ncer/p3/press/04_22_07.html	113	0.23%
	IP-Tracked Transitions	113	100.00%
40.	Logistics National Sustainable Design Expo P3 NCER ORD US EPA http://es.epa.gov/ncer/p3/expo/logistics.html	112	0.23%
	IP-Tracked Transitions	112	100.00%
41.	AAAS Research Programs Forum P3 NCER ORD US EPA http://es.epa.gov/ncer/p3/forum/aaas.html	112	0.23%

	Pages Previous Page	Views	% Views
	IP-Tracked Transitions	112	100.00%
42.	Contact Us P3 NCER ORD US EPA http://es.epa.gov/ncer/p3/contact.html	112	0.23%
	IP-Tracked Transitions	112	100.00%
43.	Sustainability Challenge Areas P3 NCER ORD US EPA http://es.epa.gov/ncer/p3/challengearea.html	109	0.23%
	IP-Tracked Transitions	109	100.00%
44.	2008 Expo and P3 Audio Files P3 NCER ORD US EPA http://es.epa.gov/ncer/p3/event_2008/audio_files/	108	0.22%
	IP-Tracked Transitions	108	100.00%
45.	2005 Project Descriptions and Photos P3 NCER ORD US EPA http://es.epa.gov/ncer/p3/project_websites/2005/2005_phase_1_project_websites.html	103	0.21%
	IP-Tracked Transitions	103	100.00%
46.	Solicitation Opens Phase I - Project Development P3 NCER ORD US EPA http://es.epa.gov/ncer/p3/solopen.html	103	0.21%
	IP-Tracked Transitions	103	100.00%
47.	Forms National Sustainable Design Expo P3 NCER ORD US EPA http://es.epa.gov/ncer/p3/expo/forms.html	101	0.21%
	IP-Tracked Transitions	101	100.00%
48.	2008 Event Date and Location P3 NCER ORD US EPA http://es.epa.gov/ncer/p3/event_2009/09_date_loc.html	101	0.21%
	IP-Tracked Transitions	101	100.00%
49.	University Teams Earn Sustainable Design Prizes - Biomethane Car And Learning Barge Among The Projects On The National Mall Newsroom P3 NCER ORD US EPA http://es.epa.gov/ncer/p3/press/04_26_07_msnbc.html	98	0.20%
	IP-Tracked Transitions	98	100.00%
50.	2006 Award Ceremony Agenda 2006 Newsroom P3 NCER ORD US EPA http://es.epa.gov/ncer/p3/press/awardagenda06.html	96	0.20%
	IP-Tracked Transitions	96	100.00%
51.	Phase II - P3 Award Winners P3 NCER ORD US EPA http://es.epa.gov/ncer/p3/award_winners.html	94	0.20%
	IP-Tracked Transitions	94	100.00%
52.	Announcements and Discussion Area Information for P3 Teams P3 NCER ORD US EPA http://es.epa.gov/ncer/p3/event_2008/08_announcements.html	94	0.20%

	Pages Previous Page	Views	% Views
	IP-Tracked Transitions	94	100.00%
■ 53.	Making Water Treatment Plants Sustainable P3 NCER ORD US EPA http://es.epa.gov/ncer/P3/success/lehigh.html	94	0.20%
	IP-Tracked Transitions	94	100.00%
■ 54.	Notification Phase I - Project Development P3 NCER ORD US EPA http://es.epa.gov/ncer/P3/notification.html	93	0.19%
	IP-Tracked Transitions	93	100.00%
■ 55.	Phase II - P3 Award Winners P3 NCER ORD US EPA http://es.epa.gov/ncer/p3/phase2follow.html	92	0.19%
	IP-Tracked Transitions	92	100.00%
■ 56.	2006 P3 Competitors Photo Gallery P3 NCER ORD US EPA http://es.epa.gov/ncer/p3/event_2006/2006_competitors.html	91	0.19%
	IP-Tracked Transitions	91	100.00%
■ 57.	2006/2007 P3 Teams P3 NCER ORD US EPA http://es.epa.gov/ncer/p3/project_websites/2006/	90	0.19%
	IP-Tracked Transitions	90	100.00%
■ 58.	EPA: P3 Award: Press Release http://es.epa.gov/ncer/p3/projects/	90	0.19%
	IP-Tracked Transitions	90	100.00%
■ 59.	Jeopardy! Quizzes America with Environmental Clues Newsroom Archive Newsroom P3 NCER ORD US EPA http://es.epa.gov/ncer/p3/press/05_07_07.html	87	0.18%
	IP-Tracked Transitions	87	100.00%
■ 60.	Student Group Tests Solar Greenhouse Energy Efficiency Newsroom P3 NCER ORD US EPA http://es.epa.gov/ncer/p3/press/04_26_07_mtimes.html	87	0.18%
	IP-Tracked Transitions	87	100.00%
■ 61.	EPA: NCER: P3 http://es.epa.gov/ncer/P3recipients/2005/	86	0.18%
	IP-Tracked Transitions	86	100.00%
■ 62.	Judges P3 NCER ORD US EPA http://es.epa.gov/ncer/p3/judges.html	85	0.18%
	IP-Tracked Transitions	85	100.00%
■ 63.	2005 In Process Project Photos P3 NCER ORD US EPA http://es.epa.gov/ncer/p3/project_photos/2005_projects.html	84	0.17%
	IP-Tracked Transitions	84	100.00%

	Pages Previous Page	Views	% Views
64.	2004 P3 Projects Past P3 Projects P3 NCER ORD US EPA http://es.epa.gov/ncer/p3/project_websites/2004_project_websites.html IP-Tracked Transitions	83	0.17%
		83	100.00%
65.	Index of /ncer/p3/event_2007/event_photos/awards/ http://es.epa.gov/ncer/p3/event_2007/event_photos/awards/ IP-Tracked Transitions	83	0.17%
		83	100.00%
66.	2008 P3 Competitors Photo Gallery P3 NCER ORD US EPA http://es.epa.gov/ncer/p3/event_2008/event_photos/teams/2008_competitors.html IP-Tracked Transitions	83	0.17%
		83	100.00%
67.	Eligibility P3 NCER ORD US EPA http://es.epa.gov/ncer/p3/eligibility/ IP-Tracked Transitions	83	0.17%
		83	100.00%
68.	SU833562 2008 Project Descriptions P3 NCER ORD US EPA http://es.epa.gov/ncer/p3/project_websites/2008/su833562.html IP-Tracked Transitions	81	0.17%
		81	100.00%
69.	Publications P3 NCER ORD US EPA http://es.epa.gov/ncer/p3/publications.html IP-Tracked Transitions	81	0.17%
		81	100.00%
70.	2006 National Expo Photo Gallery P3: People, Prosperity and the Planet Student Design Competition for Sustainability US EPA http://es.epa.gov/ncer/p3/event_2006/event_photos/mall_event_general/expo.html IP-Tracked Transitions	81	0.17%
		81	100.00%
71.	P3 Newsroom Archive 2006 Newsroom P3 NCER ORD US EPA http://es.epa.gov/ncer/P3/press/ IP-Tracked Transitions	80	0.17%
		80	100.00%
72.	SU833524 2008 Project Descriptions P3 NCER ORD US EPA http://es.epa.gov/ncer/p3/project_websites/2008/su833524.html IP-Tracked Transitions	80	0.17%
		80	100.00%
73.	Past P3 Projects by Topic Past P3 Projects P3 NCER ORD US EPA http://es.epa.gov/ncer/p3/abtable1.html IP-Tracked Transitions	79	0.16%
		79	100.00%
74.	Prosperity - Small Business Phase II - P3 Award Winners P3 NCER ORD US EPA http://es.epa.gov/ncer/p3/awardsmallbiz.html	79	0.16%

	Pages Previous Page	Views	% Views
	IP-Tracked Transitions	79	100.00%
75.	Page Title P3 NCER ORD US EPA http://es.epa.gov/ncer/p3/awardplanet.html	79	0.16%
	IP-Tracked Transitions	79	100.00%
76.	Employment Resources Forum P3 NCER ORD US EPA http://es.epa.gov/ncer/p3/forum/employ.html	79	0.16%
	IP-Tracked Transitions	79	100.00%
77.	2008 National Expo Photo Gallery P3 NCER ORD US EPA http://es.epa.gov/ncer/p3/event_2008/event_photos/expo/expo.html	78	0.16%
	IP-Tracked Transitions	78	100.00%
78.	2007 National Expo Photo Gallery P3 NCER ORD US EPA http://es.epa.gov/ncer/p3/event_2007/event_photos/expo/expo.html	77	0.16%
	IP-Tracked Transitions	77	100.00%
79.	SU833528 2008 Project Descriptions P3 NCER ORD US EPA http://es.epa.gov/ncer/p3/project_websites/2008/su833528.html	77	0.16%
	IP-Tracked Transitions	77	100.00%
80.	2006 Award Ceremony Photo Gallery P3: People, Prosperity and the Planet Student Design Competition for Sustainability US EPA http://es.epa.gov/ncer/p3/event_2006/event_photos/awards/awards.html	77	0.16%
	IP-Tracked Transitions	77	100.00%
81.	Resources P3 NCER ORD US EPA http://es.epa.gov/ncer/p3/resources.html	77	0.16%
	IP-Tracked Transitions	77	100.00%
82.	National Sustainable Design Expo Co-Sponsors Information For P3 NCER ORD US EPA http://es.epa.gov/ncer/p3/info/cosponsors_archive.html	76	0.16%
	IP-Tracked Transitions	76	100.00%
83.	Media Archive Info For P3 NCER ORD US EPA http://es.epa.gov/ncer/p3/info/media_archive.html	76	0.16%
	IP-Tracked Transitions	76	100.00%
84.	2005 Photo Gallery P3 NCER ORD US EPA http://es.epa.gov/ncer/p3/event_2005/event_photos/award_ceremony/awards.html	75	0.16%
	IP-Tracked Transitions	75	100.00%

	Pages Previous Page	Views	% Views
85.	2005 Phase 2 Award Winners and Honorable Mentions 2006 Newsroom P3 NCER ORD US EPA http://es.epa.gov/ncer/p3/project_websites/2004_phase_2_project_websites.html	75	0.16%
	IP-Tracked Transitions	75	100.00%
86.	People - Education Phase II - P3 Award Winners P3: People, Prosperity and the Planet Student Design Competition for Sustainability US EPA http://es.epa.gov/ncer/p3/awardededucation.html	74	0.15%
	IP-Tracked Transitions	74	100.00%
87.	SU833553 2008 Project Descriptions P3 NCER ORD US EPA http://es.epa.gov/ncer/p3/project_websites/2008/su833553.html	74	0.15%
	IP-Tracked Transitions	74	100.00%
88.	SU833546 2008 Project Descriptions P3 NCER ORD US EPA http://es.epa.gov/ncer/p3/project_websites/2008/su833546.html	73	0.15%
	IP-Tracked Transitions	73	100.00%
89.	EPA: NCER: P3: People, Prosperity and the Planet Student Design Competition for Sustainability: A National Student Design Competition for Sustainability focusing on People, Prosperity, and the Planet http://es.epa.gov/ncer/p3/designs_sustain_rfp_2005.html	72	0.15%
	IP-Tracked Transitions	72	100.00%
90.	2007 Award Ceremony Photo Gallery P3 NCER ORD US EPA http://es.epa.gov/ncer/p3/event_2007/event_photos/awards/awards.html	72	0.15%
	IP-Tracked Transitions	72	100.00%
91.	Shedding Light on Clean Drinking Water P3 NCER ORD US EPA http://es.epa.gov/ncer/P3/success/berkeley.html	71	0.15%
	IP-Tracked Transitions	71	100.00%
92.	Photos of the 2005 National Expo Photo Gallery P3 NCER ORD US EPA http://es.epa.gov/ncer/p3/event_2005/event_photos/general_mall_photos/expo.html	71	0.15%
	IP-Tracked Transitions	71	100.00%
93.	Knowing the Score Helps Students Save Energy P3 NCER ORD US EPA http://es.epa.gov/ncer/p3/success/oberlinfeature.html	71	0.15%
	IP-Tracked Transitions	71	100.00%

	Pages Previous Page	Views	% Views
94.	SU833521 2008 Project Descriptions P3 NCER ORD US EPA http://es.epa.gov/ncer/p3/project_websites/2008/su833521.html	70	0.15%
	IP-Tracked Transitions	70	100.00%
95.	SU833547 2008 Project Descriptions P3 NCER ORD US EPA http://es.epa.gov/ncer/p3/project_websites/2008/su833547.html	70	0.15%
	IP-Tracked Transitions	70	100.00%
96.	Judges Photo Photo Gallery P3 NCER ORD US EPA http://es.epa.gov/ncer/p3/event_2005/event_photos/judges/judges.html	69	0.14%
	IP-Tracked Transitions	69	100.00%
97.	2007 P3 Competitors Photo Gallery P3 NCER ORD US EPA http://es.epa.gov/ncer/p3/event_2007/event_photos/teams/2007_competitors.html	69	0.14%
	IP-Tracked Transitions	69	100.00%
98.	SU833551 2008 Project Descriptions P3 NCER ORD US EPA http://es.epa.gov/ncer/p3/project_websites/2008/su833551.html	68	0.14%
	IP-Tracked Transitions	68	100.00%
99.	SU833529 2008 Project Descriptions P3 NCER ORD US EPA http://es.epa.gov/ncer/p3/project_websites/2008/su833529.html	68	0.14%
	IP-Tracked Transitions	68	100.00%
100.	SU833544 2008 Project Descriptions P3 NCER ORD US EPA http://es.epa.gov/ncer/p3/project_websites/2008/su833544.html	67	0.14%
	IP-Tracked Transitions	67	100.00%
101.	2005 P3 Competitors P3 NCER ORD US EPA http://es.epa.gov/ncer/p3/project_photos/2005_competitors.html	67	0.14%
	IP-Tracked Transitions	67	100.00%
102.	SU833539 2008 Project Descriptions P3 NCER ORD US EPA http://es.epa.gov/ncer/p3/project_websites/2008/su833539.html	67	0.14%
	IP-Tracked Transitions	67	100.00%
103.	2006-2007 Project Descriptions and Photos P3 NCER ORD US EPA http://es.epa.gov/ncer/p3/project_websites/2006/project_websites.html	67	0.14%

	Pages Previous Page	Views	% Views
	IP-Tracked Transitions	67	100.00%
104.	SU833554 2008 Project Descriptions P3 NCER ORD US EPA http://es.epa.gov/ncer/p3/project_websites/2008/su833554.html	67	0.14%
	IP-Tracked Transitions	67	100.00%
105.	SU833545 2008 Project Descriptions P3 NCER ORD US EPA http://es.epa.gov/ncer/p3/project_websites/2008/su833545.html	67	0.14%
	IP-Tracked Transitions	67	100.00%
106.	SU833534 2008 Project Descriptions P3 NCER ORD US EPA http://es.epa.gov/ncer/p3/project_websites/2008/su833534.html	66	0.14%
	IP-Tracked Transitions	66	100.00%
107.	SU833543 2008 Project Descriptions P3 NCER ORD US EPA http://es.epa.gov/ncer/p3/project_websites/2008/su833543.html	66	0.14%
	IP-Tracked Transitions	66	100.00%
108.	SU833513 2008 Project Descriptions P3 NCER ORD US EPA http://es.epa.gov/ncer/p3/project_websites/2008/su833513.html	66	0.14%
	IP-Tracked Transitions	66	100.00%
109.	SU833535 2008 Project Descriptions P3 NCER ORD US EPA http://es.epa.gov/ncer/p3/project_websites/2008/su833535.html	66	0.14%
	IP-Tracked Transitions	66	100.00%
110.	SU833512 2008 Project Descriptions P3 NCER ORD US EPA http://es.epa.gov/ncer/p3/project_websites/2008/su833512.html	66	0.14%
	IP-Tracked Transitions	66	100.00%
111.	SU833179 2006 Project Descriptions and Photos P3 NCER ORD US EPA http://es.epa.gov/ncer/p3/project_websites/2006/su833179.html	66	0.14%
	IP-Tracked Transitions	66	100.00%
112.	Speaker's Biographies Awards Ceremony 2006 Newsroom P3 NCER ORD US EPA http://es.epa.gov/ncer/p3/press/awardsbios.html	66	0.14%
	IP-Tracked Transitions	66	100.00%

	Pages Previous Page	Views	% Views
■ 113.	SU833561 2008 Project Descriptions P3 NCER ORD US EPA http://es.epa.gov/ncer/p3/project_websites/2008/su833561.html	66	0.14%
	IP-Tracked Transitions	66	100.00%
■ 114.	SU833517 2008 Project Descriptions P3 NCER ORD US EPA http://es.epa.gov/ncer/p3/project_websites/2008/su833517.html	65	0.13%
	IP-Tracked Transitions	65	100.00%
■ 115.	SU833549 2008 Project Descriptions P3 NCER ORD US EPA http://es.epa.gov/ncer/p3/project_websites/2008/su833549.html	65	0.13%
	IP-Tracked Transitions	65	100.00%
■ 116.	SU833530 2008 Project Descriptions P3 NCER ORD US EPA http://es.epa.gov/ncer/p3/project_websites/2008/su833530.html	65	0.13%
	IP-Tracked Transitions	65	100.00%
■ 117.	SU833560 2008 Project Descriptions P3 NCER ORD US EPA http://es.epa.gov/ncer/p3/project_websites/2008/su833560.html	65	0.13%
	IP-Tracked Transitions	65	100.00%
■ 118.	SU833538 2008 Project Descriptions P3 NCER ORD US EPA http://es.epa.gov/ncer/p3/project_websites/2008/su833538.html	65	0.13%
	IP-Tracked Transitions	65	100.00%
■ 119.	2006 National Mall P3 Award Competition Agenda P3 NCER ORD US EPA http://es.epa.gov/ncer/p3/press/agenda06.html	64	0.13%
	IP-Tracked Transitions	64	100.00%
■ 120.	The Virtual World Lets Students Ponder How to Save Mother Earth Newsroom P3 NCER ORD US EPA http://es.epa.gov/ncer/p3/press/11_14_06.html	64	0.13%
	IP-Tracked Transitions	64	100.00%
■ 121.	SU833149 2006 Project Descriptions and Photos P3 NCER ORD US EPA http://es.epa.gov/ncer/p3/project_websites/2006/su833149.html	64	0.13%
	IP-Tracked Transitions	64	100.00%
■ 122.	Lynden Cows Fuel WWU Vehicle Newsroom P3 NCER ORD US EPA http://es.epa.gov/ncer/p3/press/05_02_07_lynden.html	63	0.13%
	IP-Tracked Transitions	63	100.00%

	Pages Previous Page	Views	% Views
123.	SU833548 2008 Project Descriptions P3 NCER ORD US EPA http://es.epa.gov/ncer/p3/project_websites/2008/su833548.html	63	0.13%
	IP-Tracked Transitions	63	100.00%
124.	SU833523 2008 Project Descriptions P3 NCER ORD US EPA http://es.epa.gov/ncer/p3/project_websites/2008/su833523.html	62	0.13%
	IP-Tracked Transitions	62	100.00%
125.	SU833518 2008 Project Descriptions P3 NCER ORD US EPA http://es.epa.gov/ncer/p3/project_websites/2008/su833518.html	62	0.13%
	IP-Tracked Transitions	62	100.00%
126.	SU833541 2008 Project Descriptions P3 NCER ORD US EPA http://es.epa.gov/ncer/p3/project_websites/2008/su833541.html	62	0.13%
	IP-Tracked Transitions	62	100.00%
127.	EPA Sustainability Programs P3 NCER ORD US EPA http://es.epa.gov/ncer/p3/epa/	62	0.13%
	IP-Tracked Transitions	62	100.00%
128.	P3 Award Competition P3 NCER ORD US EPA http://es.epa.gov/ncer/p3/awardcomp.html	62	0.13%
	IP-Tracked Transitions	62	100.00%
129.	Green Technology at the Sustainable Design http://es.epa.gov/ncer/p3/press/may_12_2006down.html	62	0.13%
	IP-Tracked Transitions	62	100.00%
130.	Greening the Campus: Improving the Environmental Performance of Buildings and Institutions P3 NCER ORD US EPA http://es.epa.gov/ncer/p3/success/oberlin.html	62	0.13%
	IP-Tracked Transitions	62	100.00%
131.	SU833169 2006 Project Descriptions and Photos P3 NCER ORD US EPA http://es.epa.gov/ncer/p3/project_websites/2006/su833169.html	62	0.13%
	IP-Tracked Transitions	62	100.00%
132.	SU833175 2006 Project Descriptions and Photos P3 NCER ORD US EPA http://es.epa.gov/ncer/p3/project_websites/2006/su833175.html	62	0.13%
	IP-Tracked Transitions	62	100.00%

	Pages Previous Page	Views	% Views
■ 133.	SU832486 2005 Project Descriptions and Photos P3 NCER ORD US EPA http://es.epa.gov/ncer/p3/project_websites/2005/su832486.html	61	0.13%
	IP-Tracked Transitions	61	100.00%
■ 134.	Student Sustainability Competition Newsroom P3 NCER ORD US EPA http://es.epa.gov/ncer/p3/press/blog_11_18_06_oildrum.html	61	0.13%
	IP-Tracked Transitions	61	100.00%
■ 135.	41 P3 Grants Awarded 2006 Newsroom P3 NCER ORD US EPA http://es.epa.gov/ncer/p3/press/news_article_102705.html	61	0.13%
	IP-Tracked Transitions	61	100.00%
■ 136.	SU833170 2006 Project Descriptions and Photos P3 NCER ORD US EPA http://es.epa.gov/ncer/p3/project_websites/2006/su833170.html	61	0.13%
	IP-Tracked Transitions	61	100.00%
■ 137.	SU833173 2006 Project Descriptions and Photos P3 NCER ORD US EPA http://es.epa.gov/ncer/p3/project_websites/2006/su833173.html	61	0.13%
	IP-Tracked Transitions	61	100.00%
■ 138.	SU833147 2006 Project Descriptions and Photos P3 NCER ORD US EPA http://es.epa.gov/ncer/p3/project_websites/2006/su833147.html	61	0.13%
	IP-Tracked Transitions	61	100.00%
■ 139.	SU833188 2006 Project Descriptions and Photos P3 NCER ORD US EPA http://es.epa.gov/ncer/p3/project_websites/2006/su833188.html	61	0.13%
	IP-Tracked Transitions	61	100.00%
■ 140.	SU833520 2008 Project Descriptions P3 NCER ORD US EPA http://es.epa.gov/ncer/p3/project_websites/2008/su833520.html	61	0.13%
	IP-Tracked Transitions	61	100.00%
■ 141.	SU833152 2006 Project Descriptions and Photos P3 NCER ORD US EPA http://es.epa.gov/ncer/p3/project_websites/2006/su833152.html	60	0.12%
	IP-Tracked Transitions	60	100.00%

	Pages Previous Page	Views	% Views
■ 142.	SU833157 2006 Project Descriptions and Photos P3 NCER ORD US EPA http://es.epa.gov/ncer/p3/project_websites/2006/su833157.html	60	0.12%
	IP-Tracked Transitions	60	100.00%
■ 143.	SU833522 2008 Project Descriptions P3 NCER ORD US EPA http://es.epa.gov/ncer/p3/project_websites/2008/su833522.html	60	0.12%
	IP-Tracked Transitions	60	100.00%
■ 144.	SU832512 2005 Project Descriptions and Photos P3 NCER ORD US EPA http://es.epa.gov/ncer/p3/project_websites/2005/su832512.html	60	0.12%
	IP-Tracked Transitions	60	100.00%
■ 145.	2008 Award Ceremony Photo Gallery P3 NCER ORD US EPA http://es.epa.gov/ncer/p3/event_2008/event_photos/awards/awards.html	59	0.12%
	IP-Tracked Transitions	59	100.00%
■ 146.	SU832503 2005 Project Descriptions and Photos P3 NCER ORD US EPA http://es.epa.gov/ncer/p3/project_websites/2005/su832503.html	59	0.12%
	IP-Tracked Transitions	59	100.00%
■ 147.	SU832484 2005 Project Descriptions and Photos P3 NCER ORD US EPA http://es.epa.gov/ncer/p3/event_2006/su832484/su832484.html	59	0.12%
	IP-Tracked Transitions	59	100.00%
■ 148.	SU832488 2005 Project Descriptions and Photos P3 NCER ORD US EPA http://es.epa.gov/ncer/p3/project_websites/2005/su832488.html	59	0.12%
	IP-Tracked Transitions	59	100.00%
■ 149.	Senator Clinton Congratulates Clarkson University Students on Winning http://es.epa.gov/ncer/p3/press/may_11_2006hillary.html	59	0.12%
	IP-Tracked Transitions	59	100.00%
■ 150.	NEWS RELEASE P3 NCER ORD US EPA http://es.epa.gov/ncer/P3/press/archive/news_release_051705.html	59	0.12%
	IP-Tracked Transitions	59	100.00%
■ 151.	Western Wins \$75,000 Grant - EPA Grant To Bolster Biogas Refinery Built By Students Newsroom P3 NCER ORD US EPA http://es.epa.gov/ncer/p3/press/05_01_07_western.html	59	0.12%

	Pages Previous Page	Views	% Views
	IP-Tracked Transitions	59	100.00%
152.	SU833155 2006 Project Descriptions and Photos P3 NCER ORD US EPA http://es.epa.gov/ncer/p3/project_websites/2006/su833155.html	58	0.12%
	IP-Tracked Transitions	58	100.00%
153.	SU833187 2006 Project Descriptions and Photos P3 NCER ORD US EPA http://es.epa.gov/ncer/p3/project_websites/2006/su833187.html	58	0.12%
	IP-Tracked Transitions	58	100.00%
154.	SU833183 2006 Project Descriptions and Photos P3 NCER ORD US EPA http://es.epa.gov/ncer/p3/project_websites/2006/su833183.html	58	0.12%
	IP-Tracked Transitions	58	100.00%
155.	Community Essay 2006 Newsroom P3 NCER ORD US EPA http://es.epa.gov/ncer/p3/press/zimmerman_esay_10_19_2005.html	58	0.12%
	IP-Tracked Transitions	58	100.00%
156.	SU832495 2005 Project Descriptions and Photos P3 NCER ORD US EPA http://es.epa.gov/ncer/p3/project_websites/2005/su832495.html	57	0.12%
	IP-Tracked Transitions	57	100.00%
157.	Project Descriptions and Photos P3 NCER ORD US EPA http://es.epa.gov/ncer/p3/project_websites/2004/su831883.html	57	0.12%
	IP-Tracked Transitions	57	100.00%
158.	SU832510 2005 Project Descriptions and Photos P3 NCER ORD US EPA http://es.epa.gov/ncer/p3/project_websites/2005/su832510.html	57	0.12%
	IP-Tracked Transitions	57	100.00%
159.	SU832484 2005 Project Descriptions and Photos P3 NCER ORD US EPA http://es.epa.gov/ncer/p3/project_websites/2005/su832484.html	57	0.12%
	IP-Tracked Transitions	57	100.00%
160.	University Of New Hampshire Students Without Borders Draw Water From Sand Newsroom P3 NCER ORD US EPA http://es.epa.gov/ncer/p3/press/04_24_07_statesnews.html	57	0.12%
	IP-Tracked Transitions	57	100.00%

	Pages Previous Page	Views	% Views
■ 161.	The Report Card 2007 Newsroom P3 NCER ORD US EPA http://es.epa.gov/ncer/p3/press/05_14_07.html IP-Tracked Transitions	56 56	0.12% 100.00%
■ 162.	Project Descriptions and Photos P3 NCER ORD US EPA http://es.epa.gov/ncer/p3/project_websites/2004/su831830.html IP-Tracked Transitions	56 56	0.12% 100.00%
■ 163.	ASU Student Team Wins EPA Award for Solar Greenhouse Newsroom P3 NCER ORD US EPA http://es.epa.gov/ncer/p3/press/05_07_07_asu.html IP-Tracked Transitions	56 56	0.12% 100.00%
■ 164.	Clarkson University Sustainable Design Team presenting research at National Design competition 2006 Newsroom P3 NCER ORD US EPA http://es.epa.gov/ncer/p3/press/may_10_2006wwti.html IP-Tracked Transitions	56 56	0.12% 100.00%
■ 165.	SU832489 2005 Project Descriptions and Photos P3 NCER ORD US EPA http://es.epa.gov/ncer/p3/project_websites/2005/su832489.html IP-Tracked Transitions	56 56	0.12% 100.00%
■ 166.	SU832509 2005 Project Descriptions and Photos P3 NCER ORD US EPA http://es.epa.gov/ncer/p3/project_websites/2005/su832509.html IP-Tracked Transitions	56 56	0.12% 100.00%
■ 167.	Project Descriptions and Photos P3 NCER ORD US EPA http://es.epa.gov/ncer/p3/project_websites/2004/su831825.html IP-Tracked Transitions	56 56	0.12% 100.00%
■ 168.	Illinois Team Is A Winner In EPA Competition Newsroom P3 NCER ORD US EPA http://es.epa.gov/ncer/p3/press/05_01_07_uiuc.html IP-Tracked Transitions	56 56	0.12% 100.00%
■ 169.	College Students Lead the U.S.towards a Greener Future - EPA P3 Awards Winners Newsroom P3 NCER ORD US EPA http://es.epa.gov/ncer/p3/press/04_27_07_presszoom.html IP-Tracked Transitions	55 55	0.11% 100.00%
■ 170.	Project Descriptions and Photos P3 NCER ORD US EPA http://es.epa.gov/ncer/p3/project_websites/2004/su831827.html	55	0.11%

	Pages Previous Page	Views	% Views
	IP-Tracked Transitions	55	100.00%
171.	National Sustainable Design Expo featuring EPA's P3 Award 2006 Newsroom P3 NCER ORD US EPA http://es.epa.gov/ncer/p3/press/may_9_2006nae.html	55	0.11%
	IP-Tracked Transitions	55	100.00%
172.	CLOSED-LOOP BIODIESEL PRODUCTION AMONG WINNERS AT NATIONAL SUSTAINABLE DESIGN EXPO 2006 Newsroom P3 NCER ORD US EPA http://es.epa.gov/ncer/p3/press/may_11_2006eesi.html	55	0.11%
	IP-Tracked Transitions	55	100.00%
173.	SU833178 2006 Project Descriptions and Photos P3 NCER ORD US EPA http://es.epa.gov/ncer/p3/project_websites/2006/su833178.html	55	0.11%
	IP-Tracked Transitions	55	100.00%
174.	SU833172 2006 Project Descriptions and Photos P3 NCER ORD US EPA http://es.epa.gov/ncer/p3/project_websites/2006/su833172.html	55	0.11%
	IP-Tracked Transitions	55	100.00%
175.	"Growing" Buildings 2006 Newsroom P3 NCER ORD US EPA http://es.epa.gov/ncer/p3/press/may_14_2006.html	55	0.11%
	IP-Tracked Transitions	55	100.00%
176.	Project Descriptions and Photos P3 NCER ORD US EPA http://es.epa.gov/ncer/p3/project_websites/2004/su831892.html	55	0.11%
	IP-Tracked Transitions	55	100.00%
177.	SU832505 2005 Project Descriptions and Photos P3 NCER ORD US EPA http://es.epa.gov/ncer/p3/project_websites/2005/su832505.html	55	0.11%
	IP-Tracked Transitions	55	100.00%
178.	EPA P3 Award Winners Announced at the 2006 National Sustainable Design Expo 2006 Newsroom P3 NCER ORD US EPA http://es.epa.gov/ncer/p3/press/may_23_2006smart.html	55	0.11%
	IP-Tracked Transitions	55	100.00%
179.	SU832487 2005 Project Descriptions and Photos P3 NCER ORD US EPA http://es.epa.gov/ncer/p3/project_websites/2005/su832487.html	55	0.11%
	IP-Tracked Transitions	55	100.00%


	Pages Previous Page	Views	% Views
180.	Professors, Students Make Environmentally Sustainable House Newsroom P3 NCER ORD US EPA http://es.epa.gov/ncer/p3/press/04_26_07_ballstate.html	55	0.11%
	IP-Tracked Transitions	55	100.00%
181.	SU833148 2006 Project Descriptions and Photos P3 NCER ORD US EPA http://es.epa.gov/ncer/p3/project_websites/2006/su833148.html	55	0.11%
	IP-Tracked Transitions	55	100.00%
182.	Community Milestones Newsroom P3 NCER ORD US EPA http://es.epa.gov/ncer/p3/press/05_07_07_ws.html	55	0.11%
	IP-Tracked Transitions	55	100.00%
183.	SU832494 2005 Project Descriptions and Photos P3 NCER ORD US EPA http://es.epa.gov/ncer/p3/project_websites/2005/su832494.html	55	0.11%
	IP-Tracked Transitions	55	100.00%
184.	Student Engineering Group Wins Honorable http://es.epa.gov/ncer/P3/press/may_17_2006iowa.html	55	0.11%
	IP-Tracked Transitions	55	100.00%
185.	National Sustainable Design Expo Highlights Student Work 2006 Newsroom P3 NCER ORD US EPA http://es.epa.gov/ncer/p3/press/may_12_2006voa.html	55	0.11%
	IP-Tracked Transitions	55	100.00%
186.	Project Descriptions and Photos P3 NCER ORD US EPA http://es.epa.gov/ncer/p3/project_websites/2004/su831810.html	54	0.11%
	IP-Tracked Transitions	54	100.00%
187.	P3: People, Prosperity and the Planet Student Design Competition for Sustainability Newsroom P3 NCER ORD US EPA http://es.epa.gov/ncer/p3/press/blog_04_27_07_tech.html	54	0.11%
	IP-Tracked Transitions	54	100.00%
188.	SU832490 2005 Project Descriptions and Photos P3 NCER ORD US EPA http://es.epa.gov/ncer/p3/project_websites/2005/su832490.html	54	0.11%
	IP-Tracked Transitions	54	100.00%
189.	Project Descriptions and Photos P3 NCER ORD US EPA http://es.epa.gov/ncer/p3/project_websites/2004/su831855.html	54	0.11%
	IP-Tracked Transitions	54	100.00%

	Pages Previous Page	Views	% Views
■ 190.	Project Descriptions and Photos P3 NCER ORD US EPA http://es.epa.gov/ncer/p3/project_websites/2004/su831863.html IP-Tracked Transitions	54	0.11%
		54	100.00%
■ 191.	See the Future Today 2006 Newsroom P3 NCER ORD US EPA http://es.epa.gov/ncer/p3/press/may_01_2006.html IP-Tracked Transitions	54	0.11%
		54	100.00%
■ 192.	College Students Lead the U.S.towards a Greener Future: EPA P3 Awards Winners http://es.epa.gov/ncer/p3/press/04_26_07_usfed_greener.html IP-Tracked Transitions	54	0.11%
		54	100.00%
■ 193.	Larsen Congratulates Western Washington Students On Winning EPA's P3 Award Newsroom P3 NCER ORD US EPA http://es.epa.gov/ncer/p3/press/04_26_07_statenews.html IP-Tracked Transitions	54	0.11%
		54	100.00%
■ 194.	Project Descriptions and Photos P3 NCER ORD US EPA http://es.epa.gov/ncer/p3/project_websites/2004/su831821.html IP-Tracked Transitions	54	0.11%
		54	100.00%
■ 195.	Project Descriptions and Photos P3 NCER ORD US EPA http://es.epa.gov/ncer/p3/project_websites/2004/su831896.html IP-Tracked Transitions	54	0.11%
		54	100.00%
■ 196.	Technology Students Travel To D.C., Compete Newsroom P3 NCER ORD US EPA http://es.epa.gov/ncer/p3/press/04_24_07.html IP-Tracked Transitions	54	0.11%
		54	100.00%
■ 197.	Project Descriptions and Photos P3 NCER ORD US EPA http://es.epa.gov/ncer/p3/project_websites/2004/su831831.html IP-Tracked Transitions	54	0.11%
		54	100.00%
■ 198.	SU832474 2005 Project Descriptions and Photos P3 NCER ORD US EPA http://es.epa.gov/ncer/p3/project_websites/2005/su832474.html IP-Tracked Transitions	54	0.11%
		54	100.00%
■ 199.	Project Descriptions and Photos P3 NCER ORD US EPA http://es.epa.gov/ncer/p3/project_websites/2004/su831897.html	54	0.11%

	Pages	Views	% Views
	Previous Page		
	IP-Tracked Transitions	54	100.00%
■ 200.	P3: People, Prosperity and the Planet 2006 Newsroom P3 NCER ORD US EPA http://es.epa.gov/ncer/p3/press/may_15_2006fed.html	54	0.11%
	IP-Tracked Transitions	54	100.00%
	Subtotal for rows: 1 - 200	23,436	48.63%
	Other	24,761	51.37%
	Total	48,197	100.00%

items 1-200 of 1142

Single-Level Paths, Reverse - Help Card

 **Column Definitions**

Pages
Any displayed page. You can specify for each profile the types of files that qualify as a page. These settings can be changed by the WebTrends administrator.

Previous Page
Page immediately prior to the requested page. Values of "Other" represent the percentage of traffic for Previous Pages that were not tracked because the table limit was reached.

Start Of Visit
A Previous Page of Start Of Visit means that the page marked the beginning of the visit.

IP-Tracked Transitions
Represents all visits where the IP address was the only means to identify the visitor (for example, visitors who do not accept cookies).

Page Refresh
A Previous Page of Page Refresh represents routes where the requested page and the previous page were the same.

Other
Represents traffic from unfinished visits and routes not included due to report size limits.

Views
Number of times this page was viewed by visitors.

%
Percentage of views that transitioned from the page listed under "Pages" to the page listed under "Previous Page."



Report Descriptions

Briefly:

This report is an easy way to see from where visitors came for each of the top pages of your site.

A value of zero indicates that the table contains all the Previous Pages that occurred.

The Single Level Paths reports are available only when sessions are identified with a cookie. The IP/Agent method of session identification, while more accurate than a simple IP approach, is still too uncertain for statistical reliability. If you still want to use IP/Agent sessionizing for this report, there is a workaround available in the Knowledge Base.

Uses and Interpretation:

Examine the list for unusual sources of visits to this page.

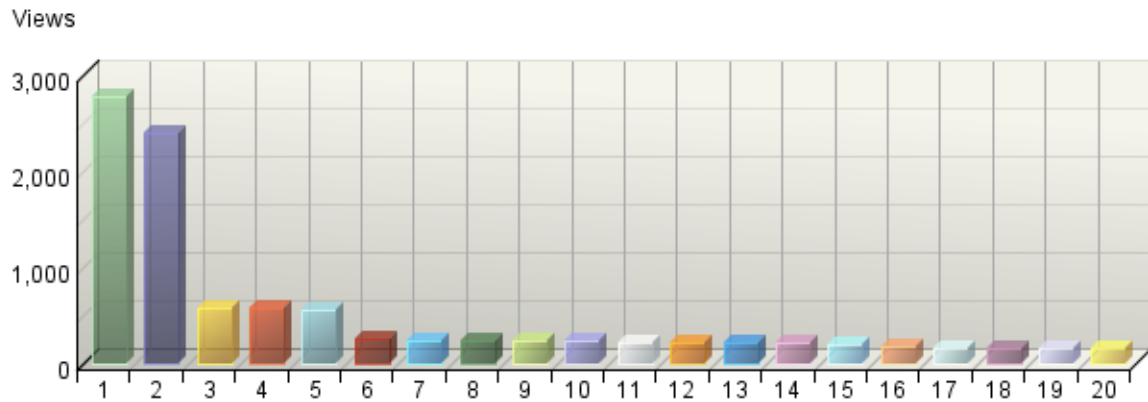
Other relevant reports and analyses:

This report is equivalent to a summary of the first steps for paths shown in the Paths, Reverse report.

Single-Level Paths, Forward and Reverse

This reports shows, for individual pages, the page that was viewed immediately before and after that page. This is similar to a path that is only one step in length, in this case examining two, one-step paths. A given visit might be counted several times, once, or not at all in this report, depending on how many times that page was viewed during that visit. Only applicable for visitor sessions that are tracked by something other than IP address.

Single-Level Paths, Forward



Single-Level Paths, Forward and Reverse - Help Card



Column Definitions

Pages

Any displayed page. You can specify for each profile the types of files that qualify as a page. These settings can be changed by the WebTrends administrator.

Previous Page

Page immediately prior to the requested page. Values of "Other" represent the percentage of traffic for Previous Pages that were not tracked because the table limit was reached.

Next Page

The next page requested. Values of "Other" represent the percentage of traffic for Next Pages that were not tracked because the table limit was reached.

IP-Tracked Transitions

Represents all visits where the IP address was the only means to identify the visitor (for example, visitors who do not accept cookies).

End Of Visit

A Next Page value of End Of Visit means that this was the last page of the visit.

Page Refresh

A Next Page of Page Refresh represents routes where the page and the next page were the same.

Other

Represents traffic from unfinished visits and routes not included due to report size limits.

Views

Number of times this page was viewed by visitors.

%

Percentage of views that transitioned from the page listed under "Pages" to the page listed under "Next Page."



Report Descriptions

Briefly:

This report is an easy way to see what page visitors go to next from each of the top pages of your site or where visitors came from for each of the top pages of your site.

A line containing "Start of Visit" shows statistics for occurrences when the page was the first page of a visit.

A line containing "End of Visit" means shows statistics for occurrences when the page was the last page of a visit.

A line containing "Other" sums the data for any Previous or Next Pages not shown in this table. A value of zero indicates that the table contains all the Previous or Next Pages that occurred.

The Previous-Next Pages report is available only when sessions are identified with a cookie. The IP/Agent method of session identification, while more accurate than a simple IP approach, is still too uncertain for statistical reliability. If you wish to still use IP/Agent sessionizing for this report, there is a workaround available in the Knowledge Base.

Uses and Interpretation:

Examine the list for unusual sources of visits to this page.

Overlay the percentages on a screen shot of a page to see whether visitors are using the links on the page as expected. Web designers often try to correlate link prominence and position with expected usage. An unusually large number of jumps using an obscure link suggests a possible increase in prominence for that link. An unusually small number of jumps from a prominent link may mean support for the idea of downsizing that link or moving it deeper in the site.

If a page in the list is not available as a link on the page, it's likely that there was an intermediate page view that did not appear in your data. When analyzing log files, this happens when a viewed page is a cached one, for example when a visitor hits their "back" button. Especially large percentages associated with these can indicate a need to adjust the navigation to allow the sequence to happen without an intermediate page.

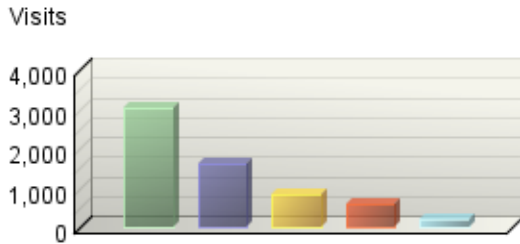
Other relevant reports and analyses:

This report is equivalent to a summary of the first steps for paths shown in the "Paths, Forward" or the "Paths, Reverse" report.

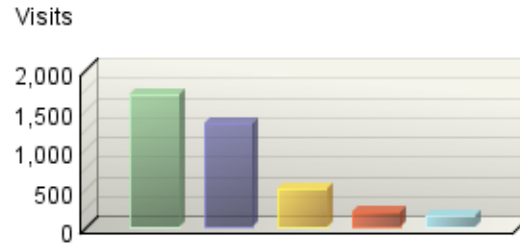
Browsers and Platforms Dashboard

This displays key graphs and tables that provide an overview of the Browsers and Platforms chapter. When viewing through the on-demand interface, you can click on the title of a graph or table to navigate to the corresponding page.

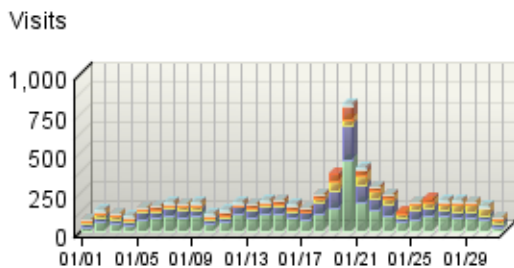
Browsers by Visits



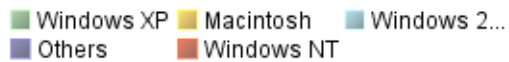
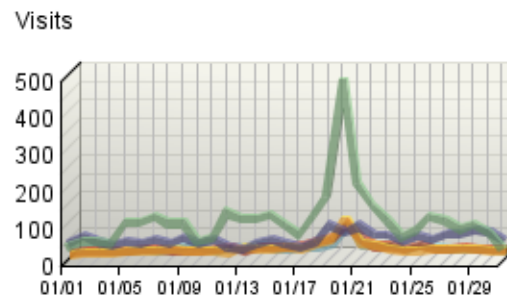
Spiders by Visits



Browsers by Visits Trend



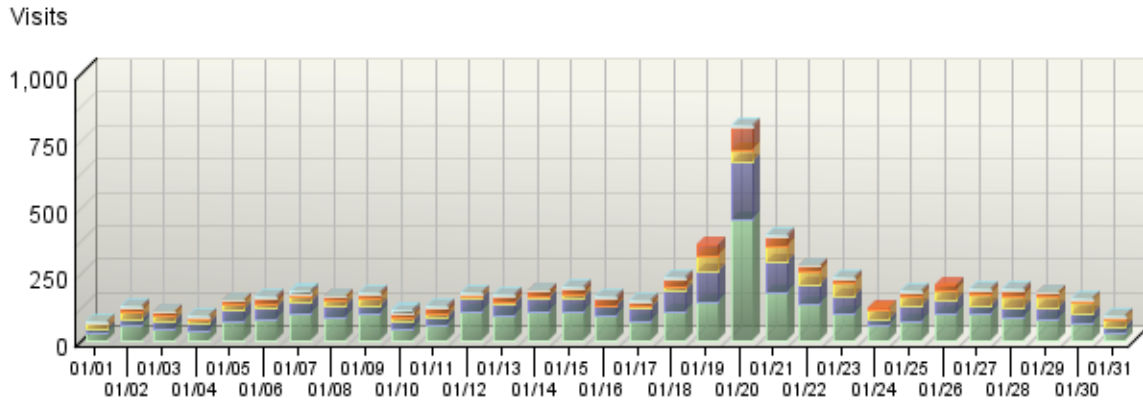
Platforms by Visits Trend



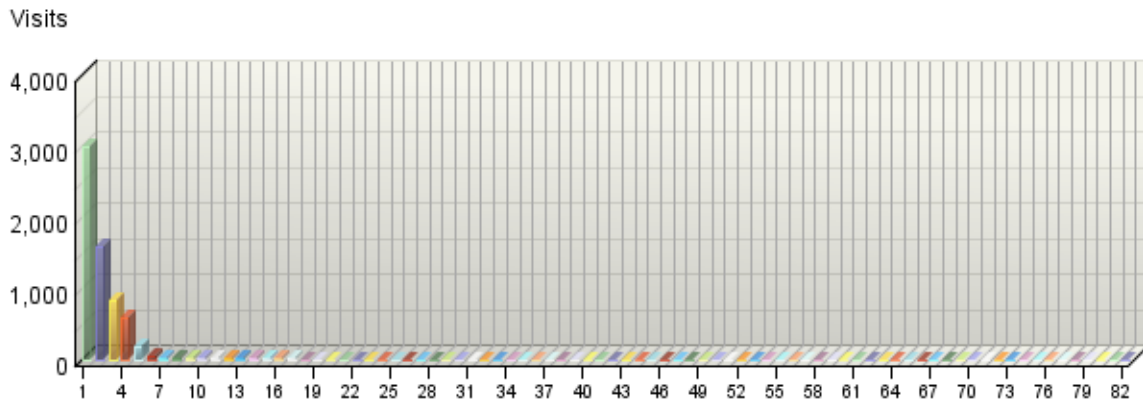
Browsers

This report identifies the most popular browsers used by visitors to your site. This information will only be displayed if your server is logging the browser/platform information.

Browsers by Visits Trend



Browsers by Visits



Browsers

	Browser	Hits	Visits	% Visits
1.	Microsoft Internet Explorer	7,028	3,010	44.86%
2.	Firefox	3,349	1,589	23.68%
3.	Other Netscape Compatible	5,276	850	12.67%
4.	Mozilla	992	587	8.75%

	Browser	Hits	Visits	% Visits
5.	NLESE USEPA	10,635	185	2.76%
6.	SapphireWebCrawler/Nutch-1.0-dev (Sapphire Web Crawler using Nutch; http://boston.lti.cs.cmu.edu/cr)	164	52	0.77%
7.	Opera	68	37	0.55%
8.	Others	39	32	0.48%
9.	Yeti/1.0 (NHN Corp.; http://help.naver.com/robots/)	31	31	0.46%
10.	SD Crawler/Nutch-0.9 (automated Crawler)	321	29	0.43%
11.	NetinfoBot/1.0/Nutch-0.9 (http://netinfo.bg/netinfobot.html)	29	20	0.30%
12.	Safari	94	19	0.28%
13.	NutchCVS/0.7.2 (Nutch; http://lucene.apache.org/nutch/bot.html ; nutch-agent@lucene.apache.org)	23	18	0.27%
14.	AISeachBot (Email: aiseachbot@gmail.com; If your web site doesn't want to be crawled, please send	27	18	0.27%
15.	CazoodleBot/0.0.2 (http://www.cazoodle.com/contact.php ; cbot@cazoodle.com)	18	18	0.27%
16.	hakiaBot/2.1 (vS)	21	14	0.21%
17.	gsa-crawler (Enterprise; M2-KG33HKAKCA2JT; dcwebb@p2pays.org)	20	14	0.21%
18.	Goldfire Server	14	13	0.19%
19.	Snoopy v1.2.4	50	11	0.16%
20.	Netscape	11	9	0.13%
21.	Yandex/1.01.001 (compatible; Win16; I)	609	8	0.12%
22.	MLBot (www.metadatalabs.com/mlbot)	9	7	0.10%
23.	Jakarta Commons-HttpClient/3.0.1	9	7	0.10%
24.	webcollage/1.140	13	7	0.10%
25.	ShopWiki/1.0 (http://www.shopwiki.com/wiki/Help:Bot)	27	7	0.10%
26.	FAST Enterprise Crawler 6 / Scirus scirus-crawler@fast.no; http://www.scirus.com/srsapp/contactus/	10	7	0.10%
27.	webcollage/1.143	12	6	0.09%
28.	CCBot/1.0 (http://www.commoncrawl.org/bot.html)	17	6	0.09%
29.	SDSC/Nutch-1.0-dev (Crawl testing; http://aqua.sdsc.edu/projects/nif/crawl.html ; ccondit at sdsc do	5	5	0.07%
30.	webcollage/1.117	14	5	0.07%
31.	 DB DB2 ODBC support@runnk.com	25	5	0.07%
32.	Xenu Link Sleuth 1.2j	6	4	0.06%

	Browser	Hits	Visits	% Visits
33.	kalooga/KaloogaBot (Kalooga; http://www.kalooga.com/info.html?page=crawler)	8	4	0.06%
34.	LinkChecker/4.5 (http://linkchecker.sourceforge.net/)	4	4	0.06%
35.	Xenu Link Sleuth 1.2f	4	4	0.06%
36.	Java/1.6.0_04	31	3	0.04%
37.	Yanga WorldSearch Bot v1.1/beta (http://www.yanga.co.uk/)	4	3	0.04%
38.	Jakarta Commons-HttpClient/3.1	4	3	0.04%
39.	Ocelli/1.4 (http://www.globalspec.com/Ocelli)	27	3	0.04%
40.	SimilarPages/Nutch-1.0-dev (SimilarPages Nutch Crawler; http://www.similarpages.com; info at simila	5	3	0.04%
41.	BlackBerry8330/4.3.0 Profile/MIDP-2.0 Configuration/CLDC-1.1 VendorID/105	2	2	0.03%
42.	test/Nutch-1.0-dev	2	2	0.03%
43.	BlackBerry9000/4.6.0.167 Profile/MIDP-2.0 Configuration/CLDC-1.1 VendorID/102	2	2	0.03%
44.	BlackBerry8310/4.2.2 Profile/MIDP-2.0 Configuration/CLDC-1.1 VendorID/102	2	2	0.03%
45.	BlackBerry9530/4.7.0.75 Profile/MIDP-2.0 Configuration/CLDC-1.1 VendorID/105	2	2	0.03%
46.	Java/1.5.0_05	4	2	0.03%
47.	webcollage/1.133	4	2	0.03%
48.	Java/1.6.0_11	3	2	0.03%
49.	webcollage/1.130	8	2	0.03%
50.	BabalooSpider/1.3 (BabalooSpider; http://www.babaloo.si; spider@babaloo.si)	2	2	0.03%
51.	Xenu Link Sleuth 1.2c	8	2	0.03%
52.	Xenu Link Sleuth 1.2i	1	1	0.01%
53.	Microsoft Office Existence Discovery	1	1	0.01%
54.	BlackBerry8300/4.2.2 Profile/MIDP-2.0 Configuration/CLDC-1.1 VendorID/102	1	1	0.01%
55.	BlackBerry8130/4.3.0 Profile/MIDP-2.0 Configuration/CLDC-1.1 VendorID/105	1	1	0.01%
56.	BlackBerry8330/4.3.0 Profile/MIDP-2.0 Configuration/CLDC-1.1 VendorID/104	1	1	0.01%
57.	yacybot (x86 Windows Vista 6.0; java 1.6.0_11; Europe/de) http://yacy.net/bot.html	1	1	0.01%
58.	beast/Nutch-0.9 (agentspider; beast@mail.com)	1	1	0.01%
59.	libwww-perl/5.805	2	1	0.01%
60.	BlackBerry8310/4.2.2 Profile/MIDP-2.0 Configuration/CLDC-1.1 VendorID/102 UP.Link/6.3.0.0.0	1	1	0.01%
61.	Qryos	3	1	0.01%

	Browser	Hits	Visits	% Visits
62.	Konqueror	2	1	0.01%
63.	Mail.Ru/1.0	7	1	0.01%
64.	Java/1.6.0_07	2	1	0.01%
65.	webcollage/1.129	4	1	0.01%
66.	testing/Nutch-0.9	1	1	0.01%
67.	Java/1.6.0_03	1	1	0.01%
68.	WebMiner/4.2 [en] (Win98; I)	1	1	0.01%
69.	BlackBerry8310/4.5.0.110 Profile/MIDP-2.0 Configuration/CLDC-1.1 VendorID/102	1	1	0.01%
70.	SapphireWebCrawler/1.0 (Sapphire Web Crawler using Nutch; http://boston.lti.cs.cmu.edu/crawler/; mh	1	1	0.01%
71.	HTMLParser/1.6	1	1	0.01%
72.	webcollage/1.102	2	1	0.01%
73.	Microsoft URL Control - 6.01.9782	3	1	0.01%
74.	AnswerBus (http://www.answerbus.com/)	1	1	0.01%
75.	Nutch/Nutch-1.0-dev (A Nutch-based crawler.; http://lucene.apache.org/nutch/bot.html; nutch-agent A	1	1	0.01%
76.	Microsoft Data Access Internet Publishing Provider DAV	1	1	0.01%
77.	Labhoo (http://www.labhoo.com/)	1	1	0.01%
78.	IE 5.0 Win98	1	1	0.01%
79.	libwww-perl/5.65	1	1	0.01%
80.	W3C-checklink/4.3 [4.42] libwww-perl/5.820	2	1	0.01%
81.	yacybot (i386 Linux 2.6.24-22-generic; java 1.5.0_13; Europe/en) http://yacy.net/bot.html	120	1	0.01%
82.	SAMSUNG-SGH-T819/T819UVHB2 SHP/VPP/R5 NetFront/3.4 SMM-MMS/1.2.0 profile/MIDP-2.0 configuration/CLD	1	1	0.01%
Total		29,260	6,710	100.00%

items 1-82 of 82

Browsers - Help Card



Column Definitions

Browser

A program used to locate and view web pages. These include Netscape, Microsoft Internet Explorer, Opera and others.

Hits

Number of hits from visitors using the specified browser. Each file requested by a visitor registers as a hit. There can be several hits on each page. While the volume of hits reflects the amount of server traffic, it is not an accurate reflection of the number of pages viewed.

Visits

The total visits where there was sufficient information to identify the browser. This number may be less than the total visits overall. A visit is a series of actions that begins when a visitor views their first page from the server, and ends when the visitor leaves the site or remains idle beyond the idle-time limit. The default idle-time limit is thirty minutes. This time limit can be changed by the system administrator.



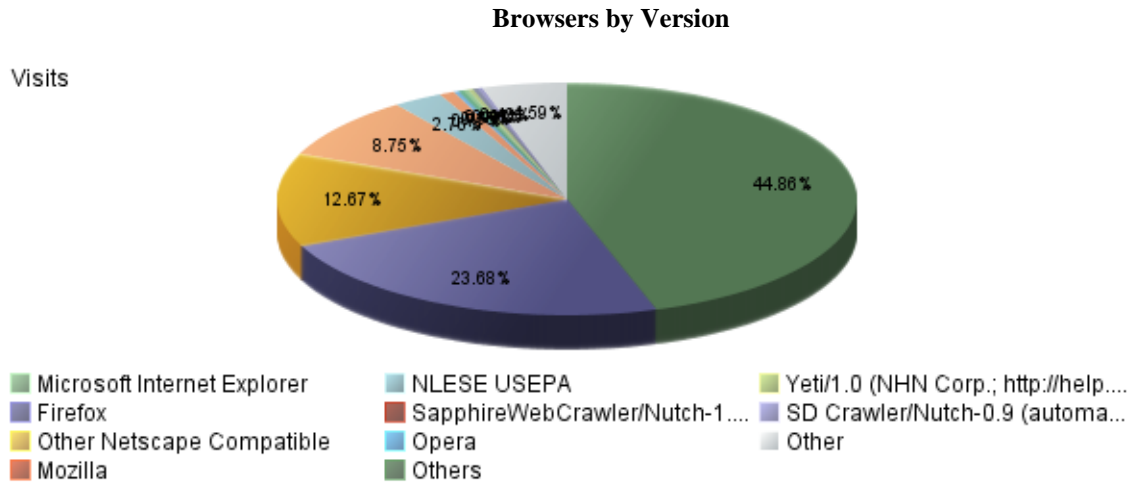
Report Descriptions

Browser data can help you determine how to configure your site for optimal viewing.

Note: Hits identified as originating from a spider (an automated program that searches the Internet) are not counted in this table. Also, if a browser does not identify itself in its request to the Web server, it will get counted on this page as an "Other."

Browsers by Version

This report lists the browser versions most common among your visitors.



Browsers by Version

Browser	Version	Hits	Visits	% Visits
1.	Microsoft Internet Explorer	7,028	3,010	44.86%
	7.0	4,744	1,925	28.69%
	6.0	2,107	986	14.69%
	5.5	67	30	0.45%
	8.0	29	20	0.30%
	5.01	35	13	0.19%
	3.02	11	11	0.16%
	4.01	14	10	0.15%
	5.0	6	6	0.09%
	5.23	3	2	0.03%
	5.14	2	2	0.03%
	5.17	3	1	0.01%
	6.0-	1	1	0.01%
	3.01	1	1	0.01%
	1.	3	1	0.01%
7.0b	2	1	0.01%	
2.	Firefox	3,349	1,589	23.68%
	3.0.5	2,256	1,053	15.69%

Browser Version	Hits	Visits	% Visits
2.0.0.20	181	110	1.64%
2.0.0.18	142	77	1.15%
MUTANT	84	58	0.86%
3.0.1	174	55	0.82%
3.0.4	62	37	0.55%
1.5	122	30	0.45%
3.0.3	34	24	0.36%
2.0.0.14	38	24	0.36%
3.0	25	15	0.22%
2.0.0.12	39	11	0.16%
1.5.0.12	20	10	0.15%
2.0.0.16	25	9	0.13%
2.0.0.6	9	7	0.10%
2.0.0.13	6	6	0.09%
2.0.0.11	8	6	0.09%
2.0	6	6	0.09%
2.0.0.17	8	5	0.07%
2.0.0.7	6	4	0.06%
2.0.0.3	6	4	0.06%
■ 3. Other Netscape Compatible	5,276	850	12.67%
Version Unknown	5,276	850	12.67%
■ 4. Mozilla	992	587	8.75%
Version Unknown	909	517	7.70%
20070308	54	43	0.64%
2008120122	11	9	0.13%
20070725	4	4	0.06%
20050511	2	2	0.03%
20070326	1	1	0.01%
20081209	1	1	0.01%
20080206	1	1	0.01%
2008112309	1	1	0.01%
2008122011	1	1	0.01%
20070809	1	1	0.01%
20081212	1	1	0.01%
20071010	1	1	0.01%
20090121	1	1	0.01%
20081217	1	1	0.01%
20021021	1	1	0.01%
20080404	1	1	0.01%
■ 5. NLESE USEPA	10,635	185	2.76%

	Browser Version	Hits	Visits	% Visits
	Version Unknown	10,635	185	2.76%
■ 6.	SapphireWebCrawler/Nutch-1.0-dev (Sapphire Web Crawler using Nutch; http://boston.lti.cs.cmu.edu/cr)	164	52	0.77%
	Version Unknown	164	52	0.77%
■ 7.	Opera	68	37	0.55%
	9.62	12	6	0.09%
	9.63	7	5	0.07%
	8.01	8	5	0.07%
	9.00	5	3	0.04%
	9.61	15	3	0.04%
	9.27	2	2	0.03%
	9.50	2	2	0.03%
	7.54	2	2	0.03%
	9.60	1	1	0.01%
	9.01	2	1	0.01%
	9.51	3	1	0.01%
	9.52	1	1	0.01%
	9.22	1	1	0.01%
	VZW:SCH-I910	1	1	0.01%
	9.21	2	1	0.01%
	9.0	2	1	0.01%
	7.02	2	1	0.01%
■ 8.	Others	39	32	0.48%
	Version Unknown	39	32	0.48%
■ 9.	Yeti/1.0 (NHN Corp.; http://help.naver.com/robots/)	31	31	0.46%
	Version Unknown	31	31	0.46%
■ 10.	SD Crawler/Nutch-0.9 (automated Crawler)	321	29	0.43%
	Version Unknown	321	29	0.43%
■ 11.	NetinfoBot/1.0/Nutch-0.9 (http://netinfo.bg/netinfobot.html)	29	20	0.30%
	Version Unknown	29	20	0.30%
■ 12.	Safari	94	19	0.28%
	312.6	15	7	0.10%
	419.3	8	5	0.07%
	YY	34	3	0.04%
	525.27.1	1	1	0.01%
	312.6_ADOBE	34	1	0.01%
	YY/ADOBE	1	1	0.01%
	85.8.1	1	1	0.01%

	Browser Version	Hits	Visits	% Visits
■ 13.	NutchCVS/0.7.2 (Nutch; http://lucene.apache.org/nutch/bot.html; nutch-agent@lucene.apache.org)	23	18	0.27%
	Version Unknown	23	18	0.27%
■ 14.	AISeachBot (Email: aiseachbot@gmail.com; If your web site doesn't want to be crawled, please send	27	18	0.27%
	Version Unknown	27	18	0.27%
■ 15.	CazoodleBot/0.0.2 (http://www.cazoodle.com/contact.php; cbot@cazoodle.com)	18	18	0.27%
	Version Unknown	18	18	0.27%
■ 16.	hakiaBot/2.1 (vS)	21	14	0.21%
	Version Unknown	21	14	0.21%
■ 17.	gsa-crawler (Enterprise; M2-KG33HKAKCA2JT; dcwebb@p2pays.org)	20	14	0.21%
	Version Unknown	20	14	0.21%
■ 18.	Goldfire Server	14	13	0.19%
	Version Unknown	14	13	0.19%
■ 19.	Snoopy v1.2.4	50	11	0.16%
	Version Unknown	50	11	0.16%
■ 20.	Netscape	11	9	0.13%
	4.61	2	2	0.03%
	4.0	3	2	0.03%
	7.2	1	1	0.01%
	0.91	1	1	0.01%
	Nutch-0.9	1	1	0.01%
	4.5	1	1	0.01%
	8.0.4	2	1	0.01%
■ 21.	Yandex/1.01.001 (compatible; Win16; I)	609	8	0.12%
	Version Unknown	609	8	0.12%
■ 22.	MLBot (www.metadatalabs.com/mlbot)	9	7	0.10%
	Version Unknown	9	7	0.10%
■ 23.	Jakarta Commons-HttpClient/3.0.1	9	7	0.10%
	Version Unknown	9	7	0.10%
■ 24.	webcollage/1.140	13	7	0.10%
	Version Unknown	13	7	0.10%
■ 25.	ShopWiki/1.0 (http://www.shopwiki.com/wiki/Help:Bot)	27	7	0.10%
	Version Unknown	27	7	0.10%
■ 26.	FAST Enterprise Crawler 6 / Scirus scirus-crawler@fast.no; http://www.scirus.com/srsapp/contactus/	10	7	0.10%

	Browser Version	Hits	Visits	% Visits
	Version Unknown	10	7	0.10%
27.	webcollage/1.143	12	6	0.09%
	Version Unknown	12	6	0.09%
28.	CCBot/1.0 (http://www.commoncrawl.org/bot.html)	17	6	0.09%
	Version Unknown	17	6	0.09%
29.	SDSC/Nutch-1.0-dev (Crawl testing; http://aqua.sdsc.edu/projects/nif/crawl.html; ccondit at sdsc do	5	5	0.07%
	Version Unknown	5	5	0.07%
30.	webcollage/1.117	14	5	0.07%
	Version Unknown	14	5	0.07%
31.	 DB DB2 ODBC support@runnk.com	25	5	0.07%
	Version Unknown	25	5	0.07%
32.	Xenu Link Sleuth 1.2j	6	4	0.06%
	Version Unknown	6	4	0.06%
33.	kalooga/KaloogaBot (Kalooga; http://www.kalooga.com/info.html?page=crawler)	8	4	0.06%
	Version Unknown	8	4	0.06%
34.	LinkChecker/4.5 (http://linkchecker.sourceforge.net/)	4	4	0.06%
	Version Unknown	4	4	0.06%
35.	Xenu Link Sleuth 1.2f	4	4	0.06%
	Version Unknown	4	4	0.06%
36.	Java/1.6.0_04	31	3	0.04%
	Version Unknown	31	3	0.04%
37.	Yanga WorldSearch Bot v1.1/beta (http://www.yanga.co.uk/)	4	3	0.04%
	Version Unknown	4	3	0.04%
38.	Jakarta Commons-HttpClient/3.1	4	3	0.04%
	Version Unknown	4	3	0.04%
39.	Ocelli/1.4 (http://www.globalspec.com/Ocelli)	27	3	0.04%
	Version Unknown	27	3	0.04%
40.	SimilarPages/Nutch-1.0-dev (SimilarPages Nutch Crawler; http://www.similarpages.com; info at simila	5	3	0.04%
	Version Unknown	5	3	0.04%
41.	BlackBerry8330/4.3.0 Profile/MIDP-2.0 Configuration/CLDC-1.1 VendorID/105	2	2	0.03%
	Version Unknown	2	2	0.03%
42.	test/Nutch-1.0-dev	2	2	0.03%
	Version Unknown	2	2	0.03%

	Browser Version	Hits	Visits	% Visits
43.	BlackBerry9000/4.6.0.167 Profile/MIDP-2.0 Configuration/CLDC-1.1 VendorID/102 Version Unknown	2	2	0.03%
44.	BlackBerry8310/4.2.2 Profile/MIDP-2.0 Configuration/CLDC-1.1 VendorID/102 Version Unknown	2	2	0.03%
45.	BlackBerry9530/4.7.0.75 Profile/MIDP-2.0 Configuration/CLDC-1.1 VendorID/105 Version Unknown	2	2	0.03%
46.	Java/1.5.0_05 Version Unknown	4	2	0.03%
47.	webcollage/1.133 Version Unknown	4	2	0.03%
48.	Java/1.6.0_11 Version Unknown	3	2	0.03%
49.	webcollage/1.130 Version Unknown	8	2	0.03%
50.	BabalooSpider/1.3 (BabalooSpider; http://www.babaloo.si; spider@babaloo.si) Version Unknown	2	2	0.03%
51.	Xenu Link Sleuth 1.2c Version Unknown	8	2	0.03%
52.	Xenu Link Sleuth 1.2i Version Unknown	1	1	0.01%
53.	Microsoft Office Existence Discovery Version Unknown	1	1	0.01%
54.	BlackBerry8300/4.2.2 Profile/MIDP-2.0 Configuration/CLDC-1.1 VendorID/102 Version Unknown	1	1	0.01%
55.	BlackBerry8130/4.3.0 Profile/MIDP-2.0 Configuration/CLDC-1.1 VendorID/105 Version Unknown	1	1	0.01%
56.	BlackBerry8330/4.3.0 Profile/MIDP-2.0 Configuration/CLDC-1.1 VendorID/104 Version Unknown	1	1	0.01%
57.	yacybot (x86 Windows Vista 6.0; java 1.6.0_11; Europe/de) http://yacy.net/bot.html Version Unknown	1	1	0.01%
58.	beast/Nutch-0.9 (agentspider; beast@mail.com) Version Unknown	1	1	0.01%
59.	libwww-perl/5.805 Version Unknown	2	1	0.01%

	Browser Version	Hits	Visits	% Visits
60.	BlackBerry8310/4.2.2 Profile/MIDP-2.0 Configuration/CLDC-1.1 VendorID/102 UP.Link/6.3.0.0.0	1	1	0.01%
	Version Unknown	1	1	0.01%
61.	Qryos	3	1	0.01%
	Version Unknown	3	1	0.01%
62.	Konqueror	2	1	0.01%
	3.5	2	1	0.01%
63.	Mail.Ru/1.0	7	1	0.01%
	Version Unknown	7	1	0.01%
64.	Java/1.6.0_07	2	1	0.01%
	Version Unknown	2	1	0.01%
65.	webcollage/1.129	4	1	0.01%
	Version Unknown	4	1	0.01%
66.	testing/Nutch-0.9	1	1	0.01%
	Version Unknown	1	1	0.01%
67.	Java/1.6.0_03	1	1	0.01%
	Version Unknown	1	1	0.01%
68.	WebMiner/4.2 [en] (Win98; I)	1	1	0.01%
	Version Unknown	1	1	0.01%
69.	BlackBerry8310/4.5.0.110 Profile/MIDP-2.0 Configuration/CLDC-1.1 VendorID/102	1	1	0.01%
	Version Unknown	1	1	0.01%
70.	SapphireWebCrawler/1.0 (Sapphire Web Crawler using Nutch; http://boston.lti.cs.cmu.edu/crawler/ ; mh	1	1	0.01%
	Version Unknown	1	1	0.01%
71.	HTMLParser/1.6	1	1	0.01%
	Version Unknown	1	1	0.01%
72.	webcollage/1.102	2	1	0.01%
	Version Unknown	2	1	0.01%
73.	Microsoft URL Control - 6.01.9782	3	1	0.01%
	Version Unknown	3	1	0.01%
74.	AnswerBus (http://www.answerbus.com/)	1	1	0.01%
	Version Unknown	1	1	0.01%
75.	Nutch/Nutch-1.0-dev (A Nutch-based crawler.; http://lucene.apache.org/nutch/bot.html ; nutch-agent A	1	1	0.01%
	Version Unknown	1	1	0.01%
76.	Microsoft Data Access Internet Publishing Provider DAV	1	1	0.01%
	Version Unknown	1	1	0.01%

	Browser Version	Hits	Visits	% Visits
77.	Labhoo (http://www.labhoo.com/) Version Unknown	1 1	1 1	0.01% 0.01%
78.	IE 5.0 Win98 Version Unknown	1 1	1 1	0.01% 0.01%
79.	libwww-perl/5.65 Version Unknown	1 1	1 1	0.01% 0.01%
80.	W3C-checklink/4.3 [4.42] libwww-perl/5.820 Version Unknown	2 2	1 1	0.01% 0.01%
81.	yacybot (i386 Linux 2.6.24-22-generic; java 1.5.0_13; Europe/en) http://yacy.net/bot.html Version Unknown	120 120	1 1	0.01% 0.01%
82.	SAMSUNG-SGH-T819/T819UVHB2 SHP/VPP/R5 NetFront/3.4 SMM-MMS/1.2.0 profile/MIDP-2.0 configuration/CLD Version Unknown	1 1	1 1	0.01% 0.01%
Total		29,260	6,710	100.00%

items 1-82 of 82

Browsers by Version - Help Card



Column Definitions

Browser

A program used to locate and view web pages. These include Netscape, Microsoft Internet Explorer, Opera and others.

Version

The specific version of the browser.

Hits

Each file requested by a visitor registers as a hit. There can be several hits on each page. While the volume of hits reflects the amount of server traffic, it is not an accurate reflection of the number of pages viewed.

Visits

Number of visits to this page. A visit is a series of actions that begins when a visitor views the first page from the server, and ends when the visitor leaves the site or remains idle beyond the idle-time limit. The default idle-time limit is thirty minutes. This time limit can be changed by the system administrator.



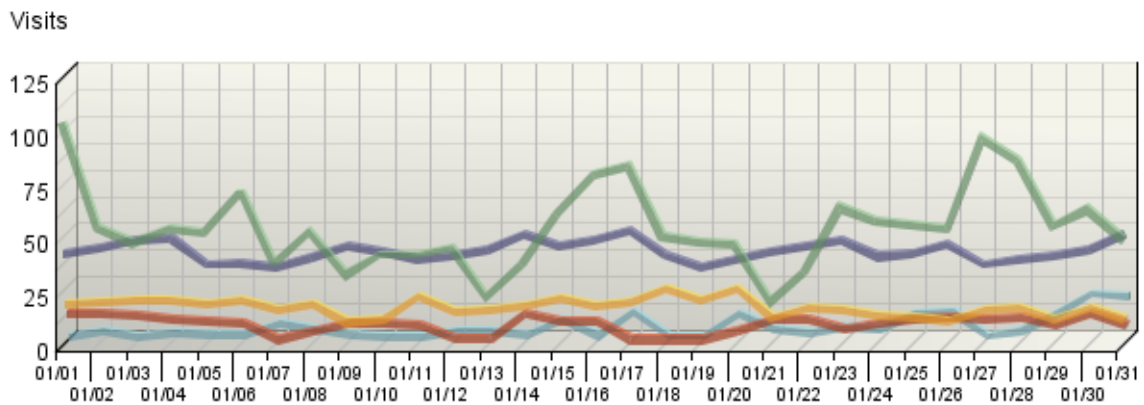
Report Descriptions

This information can help you decide which technology to implement on your site. You can determine whether the majority of your visitors are ready to benefit from the latest technologies (DHTML, Flash, etc.) available with the most recent versions of the main browsers.

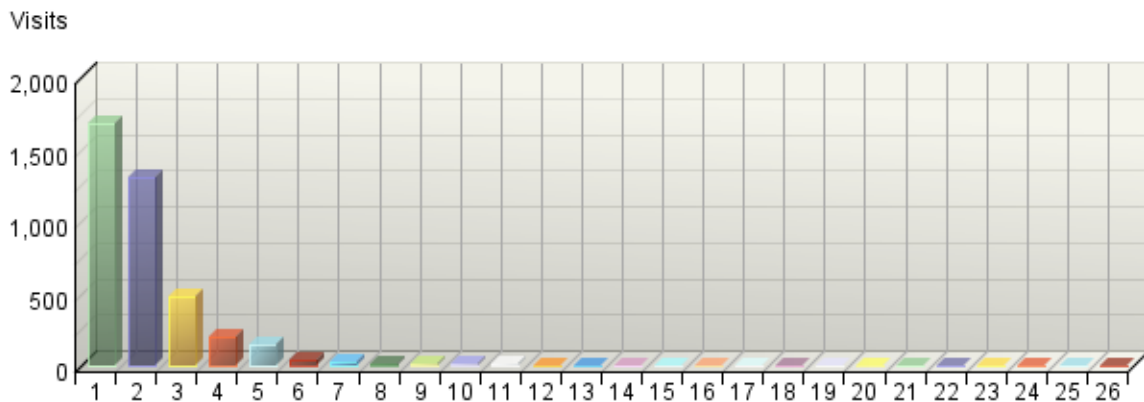
Spiders

This report identifies robots, spiders, crawlers and search services visiting your site. If your site uses JavaScript tagging to monitor traffic (for example, WebTrends SmartSource Data Collector), only spiders that use JavaScript will appear in this report.

Spiders by Visits Trend



Spiders by Visits



Spiders

Spider	Hits	Visits	% Visits
1. MSNBot	2,618	1,674	42.02%
2. Yahoo	10,025	1,310	32.88%
3. Google	9,101	479	12.02%
4. Gigablast Robot	317	206	5.17%

	Spider	Hits	Visits	% Visits
5.	Ask Jeeves	359	147	3.69%
6.	Voila.fr Robot	37	37	0.93%
7.	Speedy Spider	64	33	0.83%
8.	LinkWalker	37	18	0.45%
9.	Converas RetrievalWare Internet Spider	662	17	0.43%
10.	Baidu	50	16	0.40%
11.	Grub	8	7	0.18%
12.	Alexa Crawler	30	6	0.15%
13.	Go.com Spider	5	5	0.13%
14.	BSpider	5	5	0.13%
15.	ARKS	6	5	0.13%
16.	Larbin	3	3	0.08%
17.	Carnegie Mellon University WebBOT	6	2	0.05%
18.	TurnitinBot	29	2	0.05%
19.	GaisBot	2	2	0.05%
20.	WebVac	130	2	0.05%
21.	MSIECrawler	3	2	0.05%
22.	Zeus Internet Marketing Robot	2	2	0.05%
23.	Python	1	1	0.03%
24.	webs	2	1	0.03%
25.	Thunderstone Webinator	1	1	0.03%
26.	Motor	1	1	0.03%
	Total	23,504	3,984	100.00%

items 1-26 of 26

Spiders - Help Card



Column Definitions

Spider

An automated program which searches the Internet.

Hits

Number of times the specified spider hit your site. Each file requested by a visitor registers as a hit. There can be several hits on each page. While the volume of hits reflects the amount of server traffic, it is not an accurate reflection of the number of pages viewed.

Visits

Number of times the specified spider visited your site. A visit is a series of actions that begins when a visitor views their first page from the server, and ends when the visitor leaves the site or remains idle beyond the idle-time limit. The default idle-time limit is thirty minutes. This time limit can be changed by the system administrator.



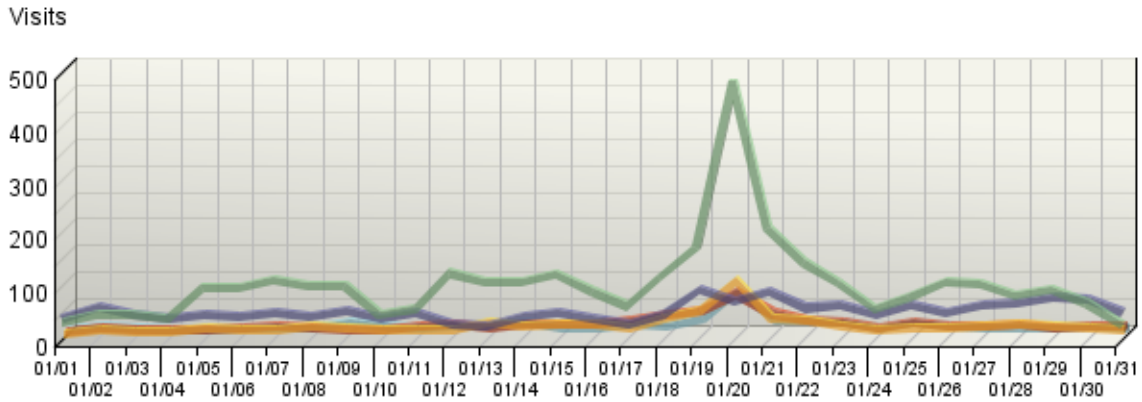
Report Descriptions

This information is important for a Webmaster trying to block spiders that tax the server. It also tells you what kind of automated attention you have attracted to your site.

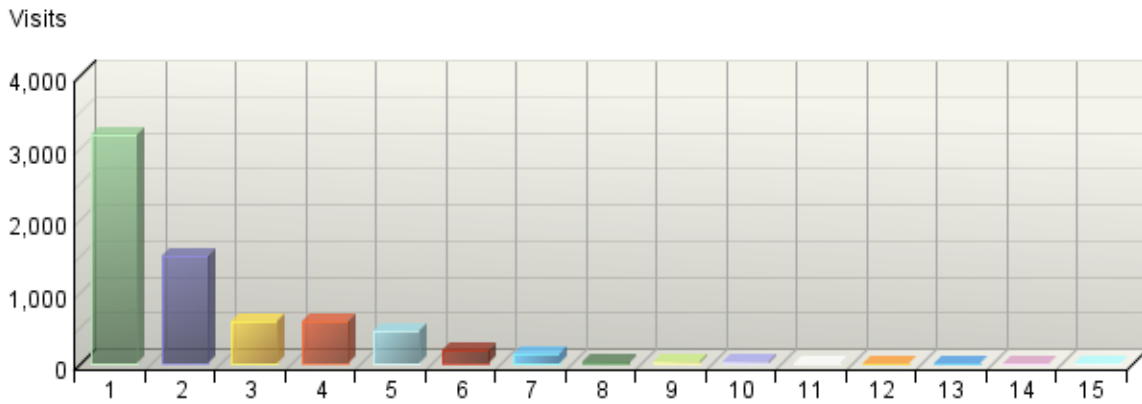
Platforms

This report identifies the operating systems most used by the visitors to the site. This information will only be displayed if your server is logging the browser/platform information.

Platforms by Visits Trend



Platforms by Visits



Platforms

	Platform	Hits	Visits	% Visits
1.	Windows XP	7,511	3,165	47.17%
2.	Others	17,065	1,503	22.40%
3.	Macintosh	1,011	591	8.81%
4.	Windows NT	1,305	580	8.64%

	Platform	Hits	Visits	% Visits
5.	Windows 2000	914	447	6.66%
6.	Macintosh PowerPC	393	185	2.76%
7.	Linux	341	141	2.10%
8.	Windows Win32s	43	31	0.46%
9.	Windows 2003	36	31	0.46%
10.	Windows 98	23	20	0.30%
11.	Windows 3.x	609	8	0.12%
12.	Windows ME	5	4	0.06%
13.	SunOS	2	2	0.03%
14.	OS/2	1	1	0.01%
15.	FreeBSD	1	1	0.01%
	Total	29,260	6,710	100.00%

items 1-15 of 15

Platforms - Help Card



Column Definitions

Platform

The operating system used by the visitor to your site. This list excludes all spiders.

Hits

Number of hits by visitors using the specified platform. Each file requested by a visitor registers as a hit. There can be several hits on each page. While the volume of hits reflects the amount of server traffic, it is not an accurate reflection of the number of pages viewed.

Visits

Number of visits by visitors using the specified platform. A visit is a series of actions that begins when a visitor views their first page from the server, and ends when the visitor leaves the site or remains idle beyond the idle-time limit. The default idle-time limit is thirty minutes. This time limit can be changed by the system administrator.



Report Descriptions

This information is useful when determining what content to include on your web site. This report excludes all hits and visits from spiders. The totals may therefore differ from the counts of hits and visits provided in the Overview.

Wireless Dashboard

This dashboard summarizes important information related to wireless activity.

WAP Devices by Visits Trend

No data is available for this graph.

WAP Script Support by Visits

No data is available for this graph.

WAP Carriers by Visits

No data is available for this graph.

WAP Resolutions by Visits

No data is available for this graph.

WAP Devices by Visits

No data is available for this graph.

WAP Script Versions by Visits

No data is available for this graph.

WAP Image Support by Visits

No data is available for this graph.

Palm Devices by Visits Trend

No data is available for this graph.

WAP Browsers by Visits

No data is available for this graph.

WAP WTLS Support by Visits

No data is available for this graph.

WAP Markup Languages by Visits

No data is available for this graph.

Palm Devices by Visits

No data is available for this graph.

WAP Screen Sizes by Visits

No data is available for this graph.

Palm Browsers by Visits

No data is available for this graph.