

P3 Monthly Statistical Analysis

<http://es.epa.gov/ncer/p3/>

Monthly Report: February 2009

February 1, 2009 12:00:00 AM – February 28, 2009 11:59:59 PM

This report was generated by WebTrends 7 - Professional, Version: 7.1b, Build: 15447 .
Friday, March 13, 2009 12:51:06 PM
Final report conversion by WebTrends Report Exporter, Version 7.1b (build 15376)

Copyright (C) 1996-2005 NetIQ Corporation. All rights reserved.

Table of Contents

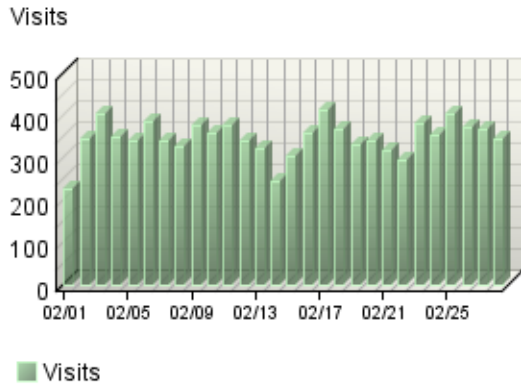
Overview Dashboard	1
Marketing Dashboard	3
Visitors Dashboard	4
Pages Dashboard	6
Navigation Dashboard	8
Technical Dashboard	9
Activity Dashboard	11
Browsers and Platforms Dashboard	13
Pages Dashboard	14
Pages	16
Content Groups	51
Directories	53
Files Dashboard	56
Downloaded Files	57
Accessed File Types	61
Uploaded Files	63
Navigation Dashboard	64
Entry Pages	65
Exit Pages	82
Single-Page Visits	99
Paths, Forward: All Entry Pages	116
Single-Level Paths, Forward	148
Single-Level Paths, Reverse	171
Single-Level Paths, Forward and Reverse	193
Browsers and Platforms Dashboard	196
Browsers	197
Browsers by Version	202

Spiders	209
Platforms	212
Wireless Dashboard	214

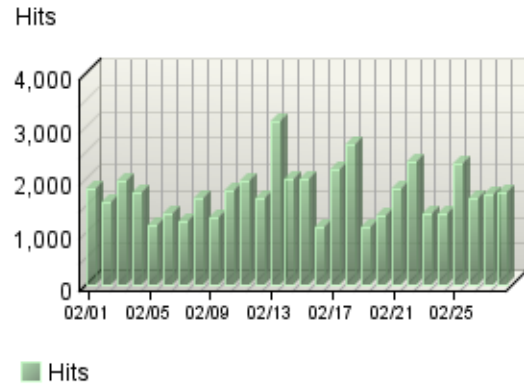
Overview Dashboard

This displays key graphs and tables that provide an overview of the entire report. When viewing through the on-demand interface, you can click on the title of a graph or table to navigate to the corresponding page.

Visits Trend



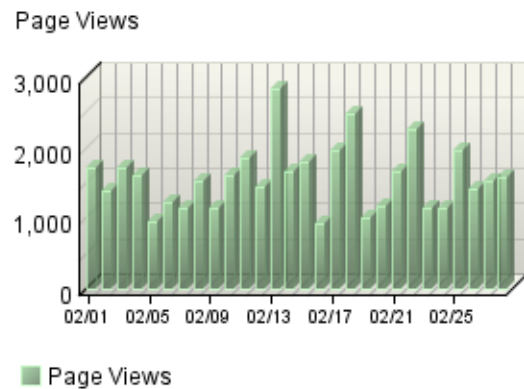
Hits Trend



Visitor Summary

Visitors	3,612
Visitors Who Visited Once	3,117
Visitors Who Visited More Than Once	495
Average Visits per Visitor	2.68

Page Views Trend



Visit Summary

Visits	9,698
Average per Day	346
Average Visit Duration	00:34:08
Median Visit Duration	00:09:49
International Visits	13.62%
Visits of Unknown Origin	0.00%
Visits from Your Country: United States (US)	86.38%

Hit Summary

Successful Hits for Entire Site	48,740
Average Hits per Day	1,740
Home Page Hits	2,525

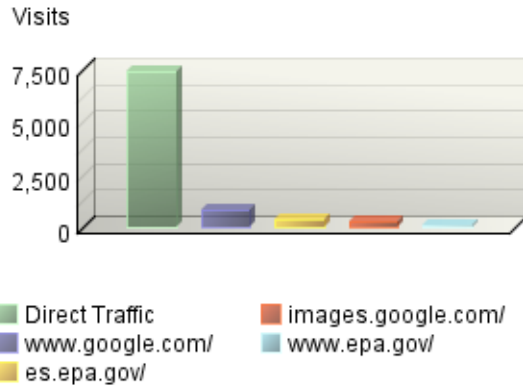
Page View Summary

Page Views	43,921
Average per Day	1,568
Average Page Views per Visit	4.53

Marketing Dashboard

This dashboard summarizes important information related to online marketing activity.

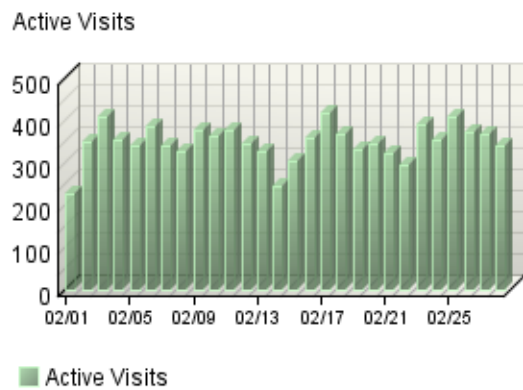
Visits by Referring Site



Onsite Ad Impressions by Visits Trend

No data is available for this graph.

Active Visits Trend

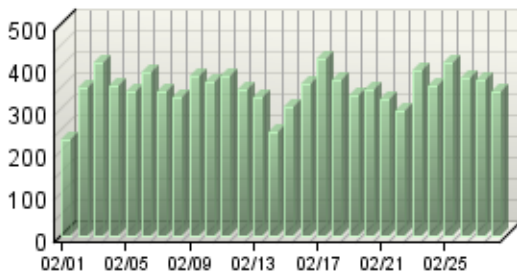


Visitors Dashboard

This displays key graphs and tables that provide an overview of the Visitors chapter. When viewing through the on-demand interface, you can click on the title of a graph or table to navigate to the corresponding page.

Active Visits Trend

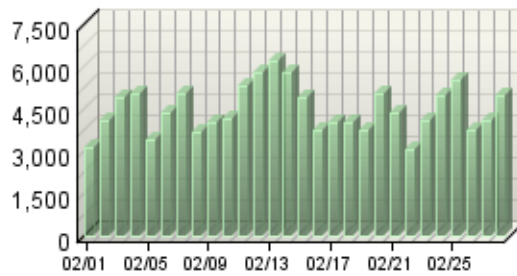
Active Visits



Active Visits

Visitor Minutes Trend

Visitor Minutes



Visitor Minutes

Visitor Summary

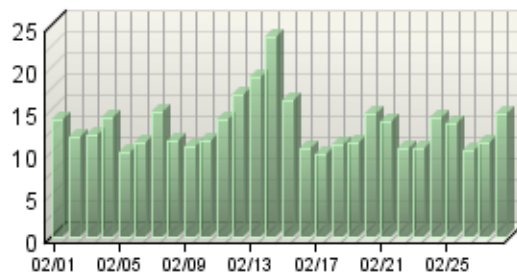
Visitors	3,612
Visitors Who Visited Once	3,117
Visitors Who Visited More Than Once	495
Average Visits per Visitor	2.68

Visit Summary

Visits	9,698
Average per Day	346
Average Visit Duration	00:34:08
Median Visit Duration	00:09:49
International Visits	13.62%
Visits of Unknown Origin	0.00%
Visits from Your Country: United States (US)	86.38%

Average Length of Visit Trend

Average Visit Duration



Average Visit Duration

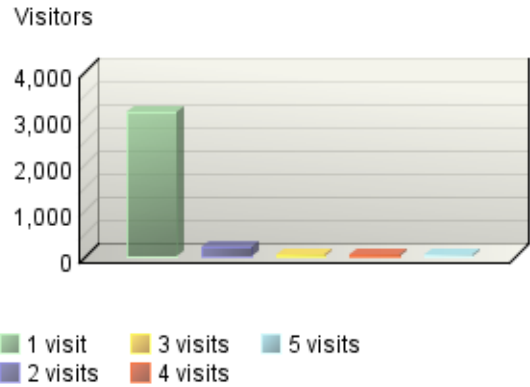
New Visitors Trend



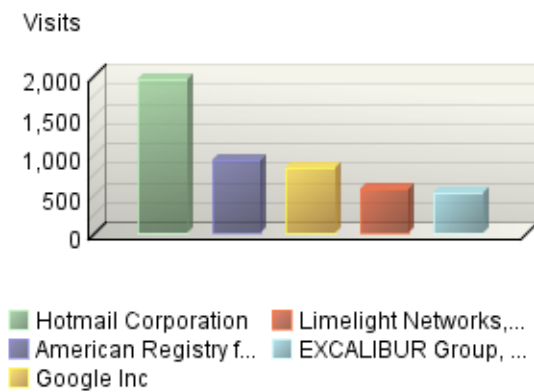
Authenticated Usernames by Visits

No data is available for this graph.

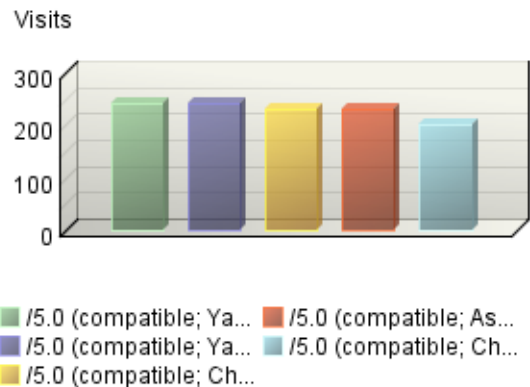
Visitors by Number of Visits



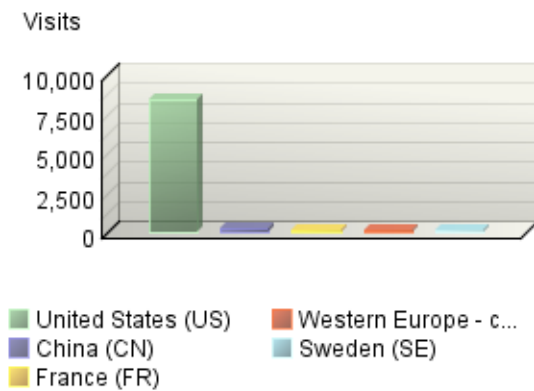
Organizations by Visits



Top Visitors by Visits



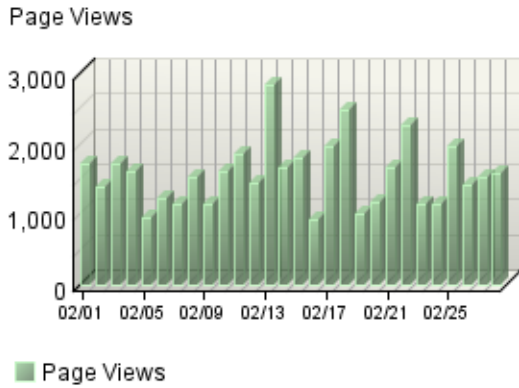
Countries by Visits



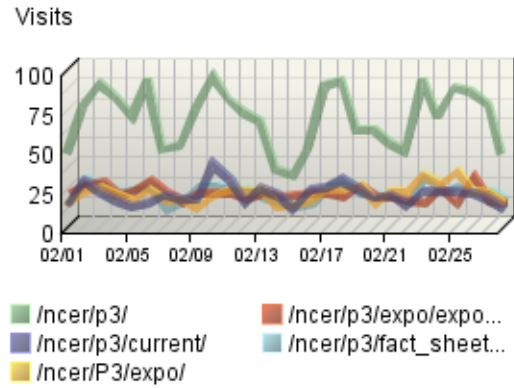
Pages Dashboard

This displays key graphs and tables that provide an overview of the Pages chapter. When viewing through the on-demand interface, you can click on the title of a graph or table to navigate to the corresponding page.

Page Views Trend



Pages by Visits Trend



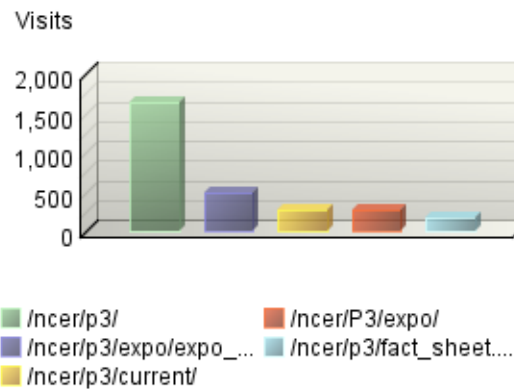
Content Groups by Visits

No data is available for this graph.

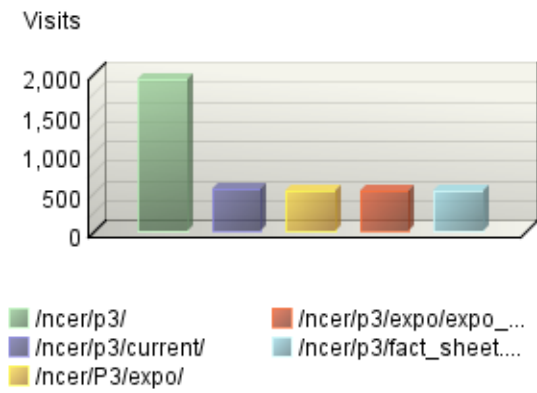
Page View Summary

Page Views	43,921
Average per Day	1,568
Average Page Views per Visit	4.53

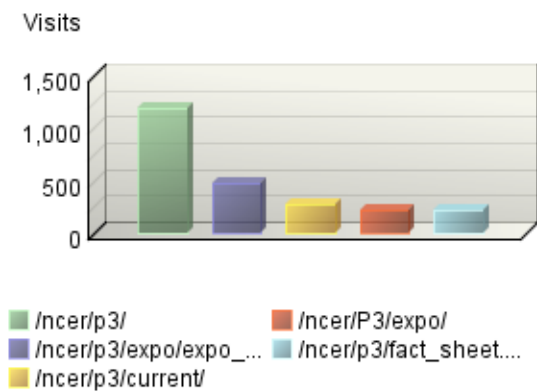
Entry Pages



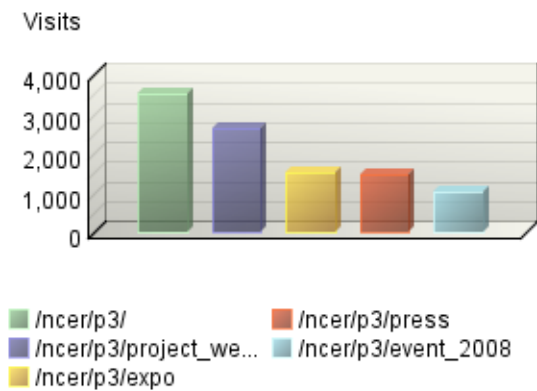
Pages by Visits



Exit Pages



Directories by Visits

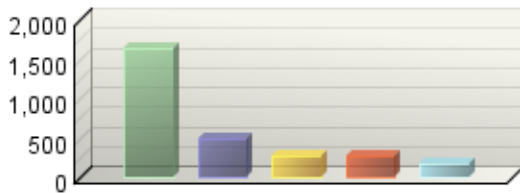


Navigation Dashboard

This dashboard summarizes important information related to online navigation.

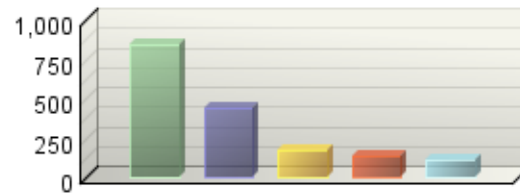
Entry Pages

Visits



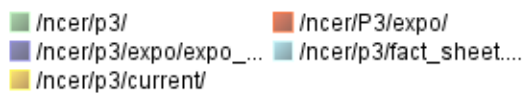
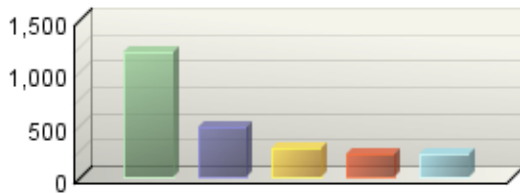
Single-Page Visits

Visits



Exit Pages

Visits

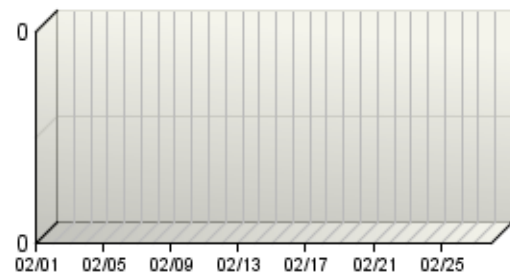


Technical Dashboard

This dashboard summarizes important information related to online technical activity.

Average Time to Serve Pages

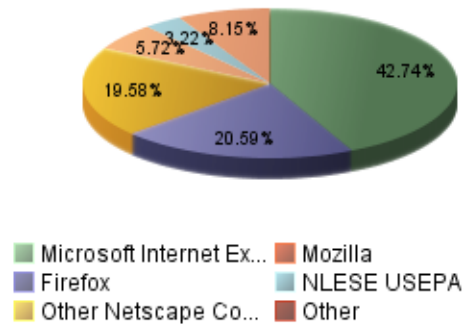
Average Time to Serve



■ Average Time to Serve

Browsers by Version

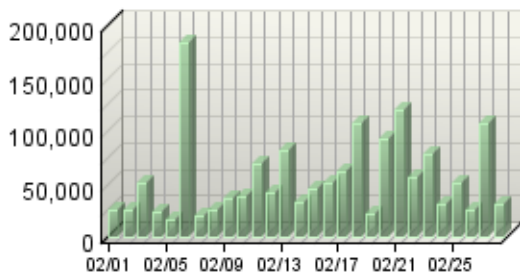
Visits



■ Microsoft Internet Ex... ■ Mozilla
 ■ Firefox ■ NLESE USEPA
 ■ Other Netscape Co... ■ Other

Bandwidth: Kbytes Transferred Trend

Kbytes Transferred

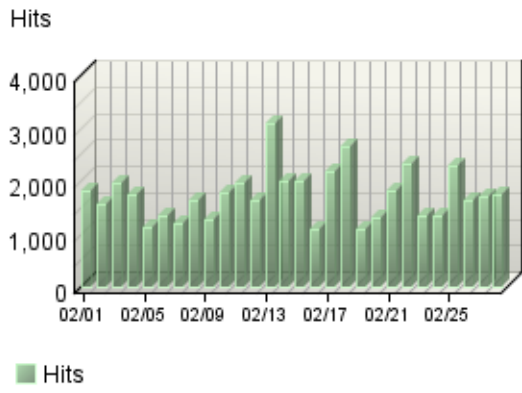


■ Kbytes Transferred

Technical Summary

Total Hits	50,905
Successful Hits	48,740
Successful Hits (as Percent)	95.75%
Failed Hits	2,165
Failed Hits (as Percent)	4.25%
Cached Hits	7,800
Cached Hits (as Percent)	15.32%

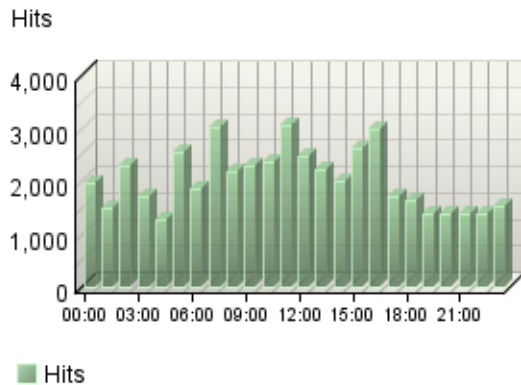
Hits Trend



Activity Dashboard

This displays key graphs and tables that provide an overview of the Activity chapter. When viewing through the on-demand interface, you can click on the title of a graph or table to navigate to the corresponding page.

Hits by Hour of the Day



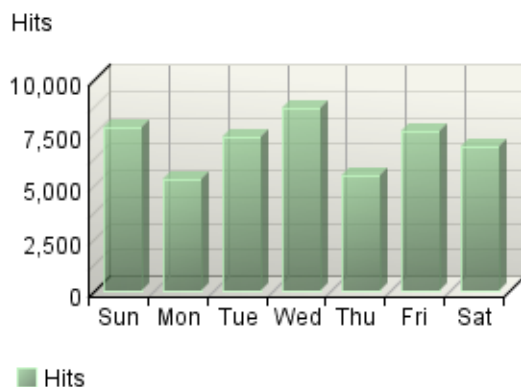
Least Active Summary

Least Active Date	2/16/09
Number of Hits on Least Active Date	1,100
Least Active Day of the Week	Monday
Least Active Hour of the Day	04:00-04:59

Activity on Weekdays Summary

Total Hits Weekdays	34,186
Total Visits Weekdays	7,300
Average Number of Visits per day on Weekdays	365
Average Number of Hits per day on Weekdays	1,709

Hits by Day of the Week



Activity on Weekends Summary

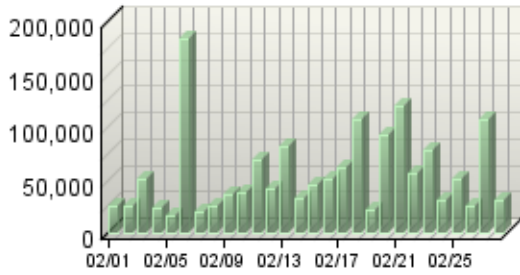
Total Hits Weekend	14,554
Total Visits Weekend	2,398
Average Number of Visits per Weekend	599
Average Number of Hits per Weekend	3,638

Most Active Summary

Most Active Date	2/13/09
Number of Hits on Most Active Date	3,107
Most Active Day of the Week	Wednesday
Most Active Hour of the Day	11:00-11:59

Bandwidth: Kbytes Transferred Trend

Kbytes Transferred

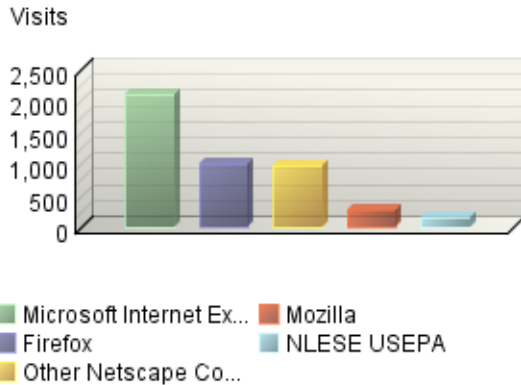


■ Kbytes Transferred

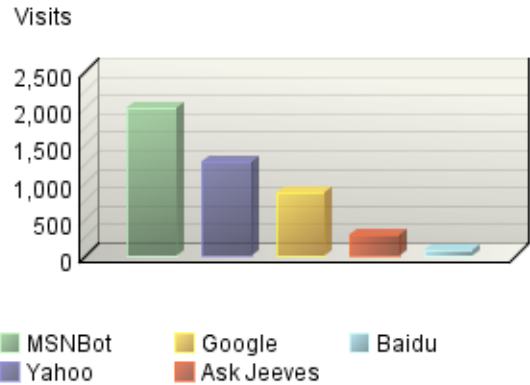
Browsers and Platforms Dashboard

This displays key graphs and tables that provide an overview of the Browsers and Platforms chapter. When viewing through the on-demand interface, you can click on the title of a graph or table to navigate to the corresponding page.

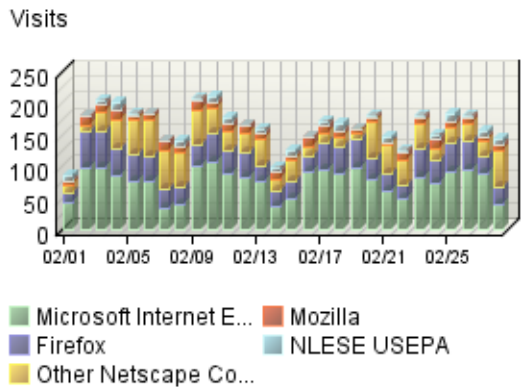
Browsers by Visits



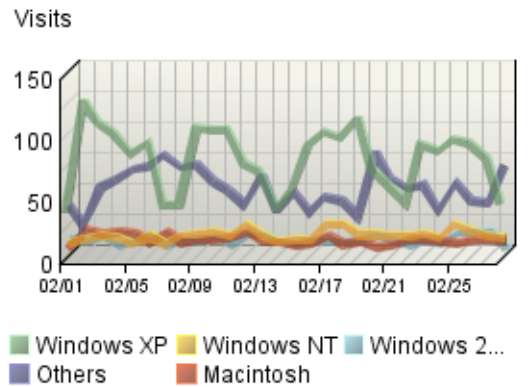
Spiders by Visits



Browsers by Visits Trend



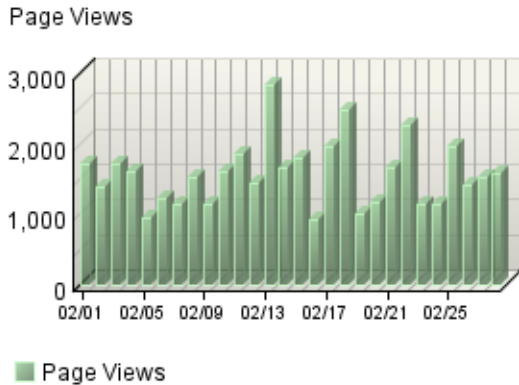
Platforms by Visits Trend



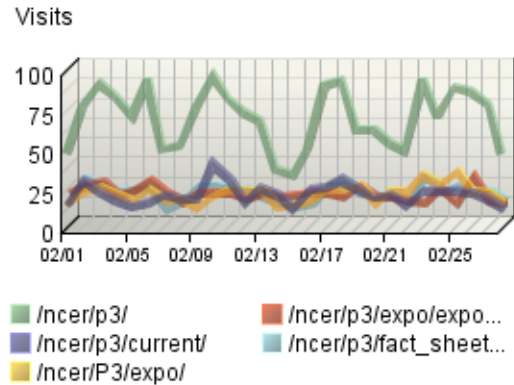
Pages Dashboard

This displays key graphs and tables that provide an overview of the Pages chapter. When viewing through the on-demand interface, you can click on the title of a graph or table to navigate to the corresponding page.

Page Views Trend



Pages by Visits Trend



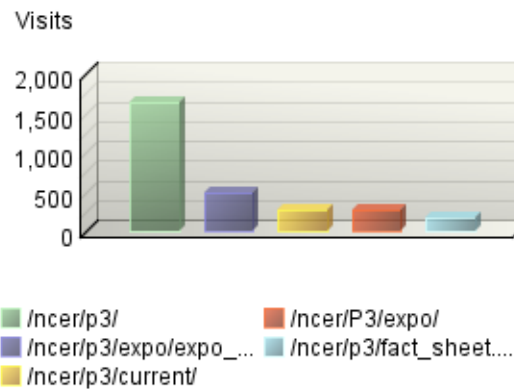
Content Groups by Visits

No data is available for this graph.

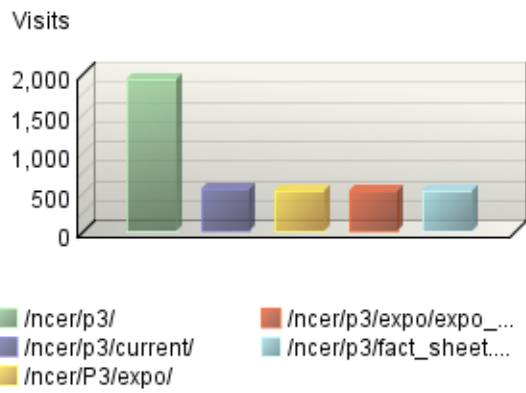
Page View Summary

Page Views	43,921
Average per Day	1,568
Average Page Views per Visit	4.53

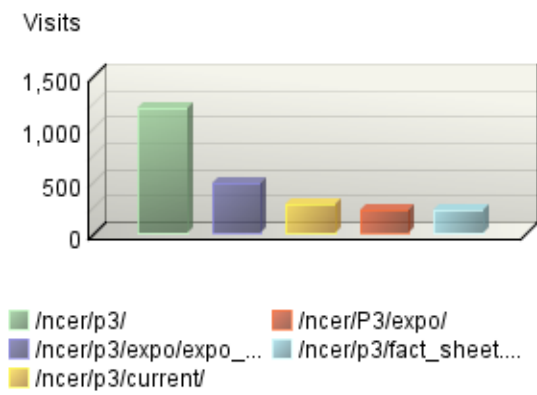
Entry Pages



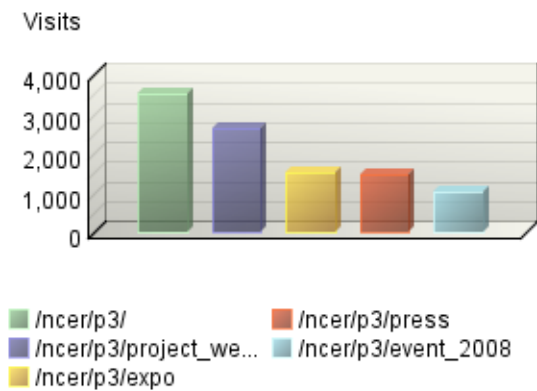
Pages by Visits



Exit Pages



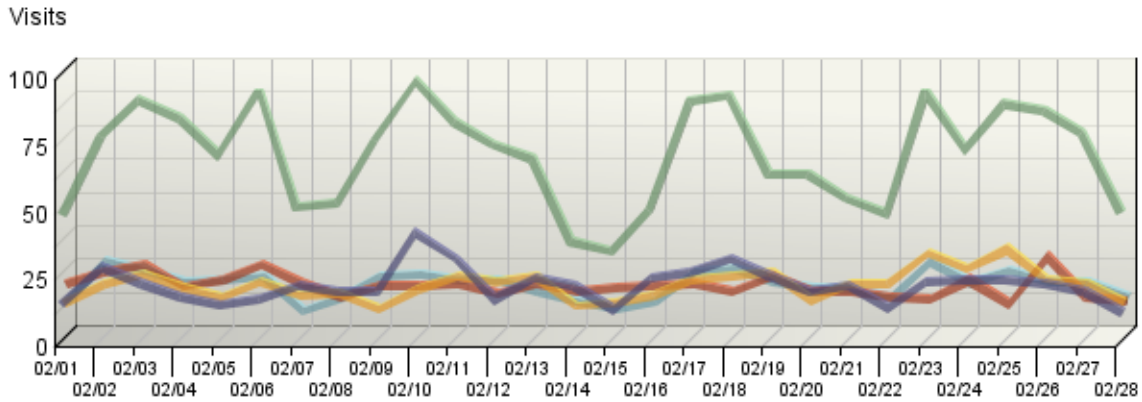
Directories by Visits



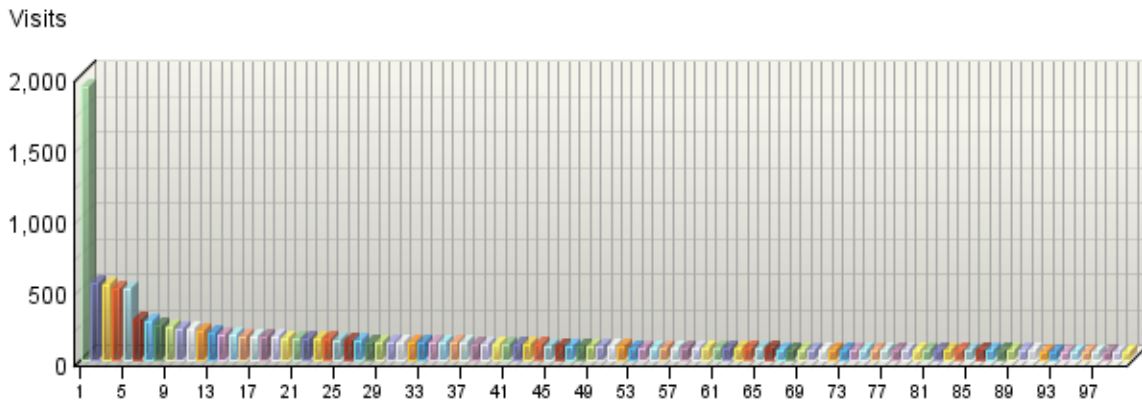
Pages

This identifies the most popular web pages on your site and shows you the number of visits for each, and displays the average length of time the page was viewed.

Pages by Visits Trend



Pages by Visits



Pages

	Pages	Visits	Views	Average Time Viewed
■ 1.	P3 NCER ORD US EPA http://es.epa.gov/ncer/p3/	1,924	2,525	00:03:01

	Pages	Visits	Views	Average Time Viewed
2.	2008/2009 P3 Teams P3 NCER ORD US EPA http://es.epa.gov/ncer/p3/current/	536	590	00:03:31
3.	National Sustainable Design Expo P3 NCER ORD US EPA http://es.epa.gov/ncer/P3/expo/	523	594	00:03:22
4.	National Sustainable Design Expo 2008 P3 NCER ORD US EPA http://es.epa.gov/ncer/p3/expo/expo_2008.html	505	535	00:04:52
5.	Basic Information P3 NCER ORD US EPA http://es.epa.gov/ncer/p3/fact_sheet.html	502	526	00:03:28
6.	2008 P3 Award Winners P3 Award Winners and Successes P3 NCER ORD US EPA http://es.epa.gov/ncer/p3/project_websites/2008/2008awardwinners.html	285	327	00:04:11
7.	Information for P3 Teams P3 NCER ORD US EPA http://es.epa.gov/ncer/p3/teams/	265	296	00:02:20
8.	P3 Award Winners P3 NCER ORD US EPA http://es.epa.gov/ncer/p3/success/	240	269	00:02:39
9.	P3 and Other Awards Ceremony P3 NCER ORD US EPA http://es.epa.gov/ncer/p3/ceremony/	232	252	00:02:07
10.	How to Apply Phase I - Project Development P3 NCER ORD US EPA http://es.epa.gov/ncer/p3/apply/	219	238	00:02:37
11.	Past P3 Projects P3 NCER ORD US EPA http://es.epa.gov/ncer/p3/past/	213	236	00:02:03
12.	Photo Gallery P3 NCER ORD US EPA http://es.epa.gov/ncer/p3/photo.html	203	220	00:02:22
13.	2008 Expo and P3 Videos P3 NCER ORD US EPA http://es.epa.gov/ncer/p3/multimedia.html	189	200	00:03:42
14.	Info for Exhibitors Information For P3 NCER ORD US EPA http://es.epa.gov/ncer/p3/become_exhibitor.html	174	190	00:03:57
15.	Newsroom P3 NCER ORD US EPA http://es.epa.gov/ncer/p3/news.html	172	176	00:04:12
16.	Current Partners Information for Partners P3 NCER ORD US EPA http://es.epa.gov/ncer/p3/partners/	165	184	00:04:11

	Pages	Visits	Views	Average Time Viewed
17.	Information for Partners Info For P3 NCER ORD US EPA http://es.epa.gov/ncer/p3/info/partners.html	165	171	00:03:34
18.	Info for Co-Sponsors Information For P3 NCER ORD US EPA http://es.epa.gov/ncer/p3/info/cosponsors.html	162	184	00:04:28
19.	2007 P3 Award Winners P3 Award Winners and Successes P3 NCER ORD US EPA http://es.epa.gov/ncer/p3/project_websites/2007/2007awardwinners.html	161	169	00:03:56
20.	Forum P3 NCER ORD US EPA http://es.epa.gov/ncer/p3/forum/	154	220	00:03:43
21.	Forms P3 NCER ORD US EPA http://es.epa.gov/ncer/P3/forms/	147	234	00:04:35
22.	Videos: Expo and P3 Overviews P3 NCER ORD US EPA http://es.epa.gov/ncer/p3/overviews.html	145	153	00:03:55
23.	Draft Schedule of Events National Sustainable Design Expo P3 NCER ORD US EPA http://es.epa.gov/ncer/p3/expo/events.html	145	146	00:03:19
24.	Media Info For P3 NCER ORD US EPA http://es.epa.gov/ncer/p3/info/media.html	142	147	00:03:13
25.	Grant Recipients P3 NCER ORD US EPA http://es.epa.gov/ncer/p3/grantrecip.html	141	147	00:04:18
26.	Information For P3 NCER ORD US EPA http://es.epa.gov/ncer/p3/info/	131	145	00:03:35
27.	2007/2008 P3 Teams Past P3 Projects P3 NCER ORD US EPA http://es.epa.gov/ncer/p3/project_websites/2008/	129	141	00:03:09
28.	Contact Us P3 NCER ORD US EPA http://es.epa.gov/ncer/p3/contact.html	128	131	00:04:07
29.	EPA: NCER: P3 Award: A National Student Design Competition for Sustainability focusing on People, Prosperity, and the Planet http://es.epa.gov/ncer/p3/designs_sustain_rfp.html	128	134	00:07:34
30.	Other Sustainability Resources P3 NCER ORD US EPA http://es.epa.gov/ncer/p3/other/	125	135	00:05:01
31.	Frequently Asked Questions National Sustainable Design Expo P3 NCER ORD US EPA http://es.epa.gov/ncer/p3/expo/faq.html	124	127	00:05:47

	Pages	Visits	Views	Average Time Viewed
32.	2006 P3 Award Winners P3 Award Winners and Successes P3 NCER ORD US EPA http://es.epa.gov/ncer/p3/project_websites/2006/2006awardwinners.html	123	128	00:03:30
33.	Logistics National Sustainable Design Expo P3 NCER ORD US EPA http://es.epa.gov/ncer/p3/expo/logistics.html	122	126	00:03:06
34.	2008 Event Date and Location P3 NCER ORD US EPA http://es.epa.gov/ncer/p3/event_2009/09_date_loc.html	120	125	00:03:02
35.	Additional Awards P3 Award Competition P3 NCER ORD US EPA http://es.epa.gov/ncer/p3/addawards.html	118	127	00:03:36
36.	National Sustainable Design Expo Archive P3 NCER ORD US EPA http://es.epa.gov/ncer/p3/expo/expo_archive.html	117	121	00:03:49
37.	2008 Expo and P3 Audio Files P3 NCER ORD US EPA http://es.epa.gov/ncer/p3/event_2008/audio_files/	115	128	00:03:41
38.	Forms National Sustainable Design Expo P3 NCER ORD US EPA http://es.epa.gov/ncer/p3/expo/forms.html	112	115	00:03:55
39.	Solicitation Opens Phase I - Project Development P3 NCER ORD US EPA http://es.epa.gov/ncer/p3/solopen.html	112	114	00:04:28
40.	2006 P3 Competitors Photo Gallery P3 NCER ORD US EPA http://es.epa.gov/ncer/p3/event_2006/2006_competitors.html	110	140	00:02:52
41.	Peer Review Phase I - Project Development P3 NCER ORD US EPA http://es.epa.gov/ncer/p3/peerreview.html	110	113	00:04:34
42.	http://es.epa.gov/ncer/p3/event_2008/08_date_loc.html	108	114	00:01:38
43.	Car Fueled With Biogas From Cow Manure: WWU Students Convert Methane Into Natural Gas Newsroom P3 NCER ORD US EPA http://es.epa.gov/ncer/p3/press/04_22_07.html	103	104	00:04:20
44.	2005 Project Descriptions and Photos P3 NCER ORD US EPA http://es.epa.gov/ncer/p3/project_websites/2005/2005_phase_1_project_websites.html	102	108	00:04:18

	Pages	Visits	Views	Average Time Viewed
45.	Application Overview Phase I - P3 Grant Competition/Proof of Concept P3 NCER ORD US EPA http://es.epa.gov/ncer/p3/appoverview.html	99	104	00:03:07
46.	Phase I - Project Development P3 NCER ORD US EPA http://es.epa.gov/ncer/p3/phase1proof.html	97	98	00:04:11
47.	2006 Award Ceremony Agenda 2006 Newsroom P3 NCER ORD US EPA http://es.epa.gov/ncer/p3/press/awardagenda06.html	96	97	00:04:59
48.	Sustainability Challenge Areas P3 NCER ORD US EPA http://es.epa.gov/ncer/p3/challengearea.html	92	93	00:04:49
49.	P3 Newsroom Archive 2006 Newsroom P3 NCER ORD US EPA http://es.epa.gov/ncer/p3/press/	92	96	00:04:28
50.	Phase II - P3 Award Winners P3 NCER ORD US EPA http://es.epa.gov/ncer/p3/phase2follow.html	91	93	00:03:17
51.	AAAS Research Programs Forum P3 NCER ORD US EPA http://es.epa.gov/ncer/p3/forum/aaas.html	91	92	00:02:12
52.	2006/2007 P3 Teams P3 NCER ORD US EPA http://es.epa.gov/ncer/p3/project_websites/2006/	88	96	00:04:08
53.	Notification Phase I - Project Development P3 NCER ORD US EPA http://es.epa.gov/ncer/p3/notification.html	87	89	00:03:52
54.	2005 Phase 2 Award Winners and Honorable Mentions 2006 Newsroom P3 NCER ORD US EPA http://es.epa.gov/ncer/p3/project_websites/2004_phase_2_project_websites.html	85	89	00:02:37
55.	Past P3 Projects by Topic Past P3 Projects P3 NCER ORD US EPA http://es.epa.gov/ncer/p3/abtable1.html	85	88	00:04:10
56.	2005 In Process Project Photos P3 NCER ORD US EPA http://es.epa.gov/ncer/p3/project_photos/2005_projects.html	84	85	00:03:05
57.	Jeopardy! Quizzes America with Environmental Clues Newsroom Archive Newsroom P3 NCER ORD US EPA http://es.epa.gov/ncer/p3/press/05_07_07.html	83	84	00:04:38
58.	Resources P3 NCER ORD US EPA http://es.epa.gov/ncer/p3/resources.html	81	87	00:04:46
59.	Eligibility P3 NCER ORD US EPA http://es.epa.gov/ncer/p3/eligibility/	81	88	00:06:13

	Pages	Visits	Views	Average Time Viewed
60.	Knowing the Score Helps Students Save Energy P3 NCER ORD US EPA http://es.epa.gov/ncer/p3/success/oberlinfeature.html	79	80	00:04:17
61.	Judges P3 NCER ORD US EPA http://es.epa.gov/ncer/p3/judges.html	79	81	00:05:15
62.	Announcements and Discussion Area Information for P3 Teams P3 NCER ORD US EPA http://es.epa.gov/ncer/p3/event_2008/08_announcements.html	78	80	00:04:05
63.	2007 P3 Competitors Photo Gallery P3 NCER ORD US EPA http://es.epa.gov/ncer/p3/event_2007/event_photos/teams/2007_competitors.html	77	79	00:04:11
64.	SU833521 2008 Project Descriptions P3 NCER ORD US EPA http://es.epa.gov/ncer/p3/project_websites/2008/su833521.html	76	79	00:02:36
65.	2004 P3 Projects Past P3 Projects P3 NCER ORD US EPA http://es.epa.gov/ncer/p3/project_websites/2004_project_websites.html	75	77	00:04:12
66.	University Teams Earn Sustainable Design Prizes - Biomethane Car And Learning Barge Among The Projects On The National Mall Newsroom P3 NCER ORD US EPA http://es.epa.gov/ncer/p3/press/04_26_07_msnbc.html	75	75	00:03:28
67.	Greening the Campus: Improving the Environmental Performance of Buildings and Institutions P3 NCER ORD US EPA http://es.epa.gov/ncer/p3/success/oberlin.html	74	75	00:06:08
68.	Phase II - P3 Award Winners P3 NCER ORD US EPA http://es.epa.gov/ncer/p3/award_winners.html	74	74	00:03:18
69.	Prosperity - Small Business Phase II - P3 Award Winners P3 NCER ORD US EPA http://es.epa.gov/ncer/p3/awardsmallbiz.html	73	79	00:02:34
70.	Page Title P3 NCER ORD US EPA http://es.epa.gov/ncer/p3/awardplanet.html	73	75	00:05:03
71.	Shedding Light on Clean Drinking Water P3 NCER ORD US EPA http://es.epa.gov/ncer/p3/success/berkeley.html	71	74	00:05:45
72.	Publications P3 NCER ORD US EPA http://es.epa.gov/ncer/p3/publications.html	70	73	00:03:54

	Pages	Visits	Views	Average Time Viewed
73.	EPA: NCER: P3: People, Prosperity and the Planet Student Design Competition for Sustainability: A National Student Design Competition for Sustainability focusing on People, Prosperity, and the Planet http://es.epa.gov/ncer/p3/designs_sustain_rfp_2005.html	70	74	00:06:39
74.	Western Wins \$75,000 Grant - EPA Grant To Bolster Biogas Refinery Built By Students Newsroom P3 NCER ORD US EPA http://es.epa.gov/ncer/p3/press/05_01_07_western.html	69	69	00:04:41
75.	SU833524 2008 Project Descriptions P3 NCER ORD US EPA http://es.epa.gov/ncer/p3/project_websites/2008/su833524.html	67	70	00:02:50
76.	The Virtual World Lets Students Ponder How to Save Mother Earth Newsroom P3 NCER ORD US EPA http://es.epa.gov/ncer/p3/press/11_14_06.html	67	67	00:03:00
77.	2006 National Expo Photo Gallery P3: People, Prosperity and the Planet Student Design Competition for Sustainability US EPA http://es.epa.gov/ncer/p3/event_2006/event_photos/mall_event_general/expo.html	67	68	00:05:51
78.	SU833562 2008 Project Descriptions P3 NCER ORD US EPA http://es.epa.gov/ncer/p3/project_websites/2008/su833562.html	66	69	00:01:58
79.	Employment Resources Forum P3 NCER ORD US EPA http://es.epa.gov/ncer/p3/forum/employ.html	66	67	00:05:35
80.	EPA: P3 Award: Press Release http://es.epa.gov/ncer/p3/projects/	65	70	00:05:10
81.	2007 Award Ceremony Photo Gallery P3 NCER ORD US EPA http://es.epa.gov/ncer/p3/event_2007/event_photos/awards/awards.html	65	66	00:05:15
82.	Making Water Treatment Plants Sustainable P3 NCER ORD US EPA http://es.epa.gov/ncer/p3/success/lehigh.html	65	67	00:03:01
83.	2007 National Expo Photo Gallery P3 NCER ORD US EPA http://es.epa.gov/ncer/p3/event_2007/event_photos/expo/expo.html	65	66	00:04:06
84.	Sustainable Design Expo Newsroom P3 NCER ORD US EPA http://es.epa.gov/ncer/p3/press/04_25_07.html	64	65	00:03:49

	Pages	Visits	Views	Average Time Viewed
85.	People - Education Phase II - P3 Award Winners P3: People, Prosperity and the Planet Student Design Competition for Sustainability US EPA http://es.epa.gov/ncer/p3/awardededucation.html	64	65	00:02:54
86.	Media Archive Info For P3 NCER ORD US EPA http://es.epa.gov/ncer/p3/info/media_archive.html	63	65	00:04:29
87.	2005 P3 Competitors P3 NCER ORD US EPA http://es.epa.gov/ncer/p3/project_photos/2005_competitors.html	63	63	00:01:18
88.	2006 Award Ceremony Photo Gallery P3: People, Prosperity and the Planet Student Design Competition for Sustainability US EPA http://es.epa.gov/ncer/p3/event_2006/event_photos/awards/awards.html	63	64	00:07:28
89.	Student Group Tests Solar Greenhouse Energy Efficiency Newsroom P3 NCER ORD US EPA http://es.epa.gov/ncer/p3/press/04_16_07.html	62	65	00:02:05
90.	EPA Sustainability Programs P3 NCER ORD US EPA http://es.epa.gov/ncer/p3/epa/	61	64	00:05:21
91.	Student Group Tests Solar Greenhouse Energy Efficiency Newsroom P3 NCER ORD US EPA http://es.epa.gov/ncer/p3/press/04_26_07_mti_mes.html	61	61	00:02:58
92.	Students Showcase Green Designs for the Planet Newsroom P3 NCER ORD US EPA http://es.epa.gov/ncer/p3/press/04_27_07_voa.html	60	61	00:02:06
93.	National Sustainable Design Expo Co-Sponsors Information For P3 NCER ORD US EPA http://es.epa.gov/ncer/p3/info/cosponsors_archive.html	59	61	00:04:01
94.	SU833522 2008 Project Descriptions P3 NCER ORD US EPA http://es.epa.gov/ncer/p3/project_websites/2008/su833522.html	59	60	00:03:16
95.	2005 Photo Gallery P3 NCER ORD US EPA http://es.epa.gov/ncer/p3/event_2005/event_photos/award_ceremony/awards.html	59	59	00:03:14

	Pages	Visits	Views	Average Time Viewed
96.	SU833545 2008 Project Descriptions P3 NCER ORD US EPA http://es.epa.gov/ncer/p3/project_websites/2008/su833545.html	58	61	00:03:23
97.	SU833549 2008 Project Descriptions P3 NCER ORD US EPA http://es.epa.gov/ncer/p3/project_websites/2008/su833549.html	58	61	00:03:21
98.	Judges Photo Photo Gallery P3 NCER ORD US EPA http://es.epa.gov/ncer/p3/event_2005/event_photos/judges/judges.html	57	58	00:04:10
99.	Photos of the 2005 National Expo Photo Gallery P3 NCER ORD US EPA http://es.epa.gov/ncer/p3/event_2005/event_photos/general_mall_photos/expo.html	57	58	00:06:04
100.	Student Engineering Group Wins Honorable http://es.epa.gov/ncer/p3/press/may_17_2006iowa.html	57	57	00:02:48
101.	SU833541 2008 Project Descriptions P3 NCER ORD US EPA http://es.epa.gov/ncer/p3/project_websites/2008/su833541.html	57	60	00:04:41
102.	First National Sustainable Design Expo to Showcase Innovative 'Green Technology' 2006 Newsroom P3 NCER ORD US EPA http://es.epa.gov/ncer/p3/press/may_04w_2006.html	57	57	00:04:14
103.	SU832474 2005 Project Descriptions and Photos P3 NCER ORD US EPA http://es.epa.gov/ncer/p3/project_websites/2005/su832474.html	56	57	00:04:28
104.	SU833546 2008 Project Descriptions P3 NCER ORD US EPA http://es.epa.gov/ncer/p3/project_websites/2008/su833546.html	56	57	00:02:39
105.	SU833553 2008 Project Descriptions P3 NCER ORD US EPA http://es.epa.gov/ncer/p3/project_websites/2008/su833553.html	56	57	00:02:20
106.	WWU's Biogas Car Wins Award Newsroom P3 NCER ORD US EPA http://es.epa.gov/ncer/p3/press/04_27_07_bellingham.html	56	56	00:02:38
107.	Speaker's Biographies Awards Ceremony 2006 Newsroom P3 NCER ORD US EPA http://es.epa.gov/ncer/p3/press/awardsbios.html	56	56	00:03:44

	Pages	Visits	Views	Average Time Viewed
108.	SU832512 2005 Project Descriptions and Photos P3 NCER ORD US EPA http://es.epa.gov/ncer/p3/project_websites/2005/su832512.html	56	57	00:02:03
109.	SU833534 2008 Project Descriptions P3 NCER ORD US EPA http://es.epa.gov/ncer/p3/project_websites/2008/su833534.html	55	59	00:02:57
110.	SU833188 2006 Project Descriptions and Photos P3 NCER ORD US EPA http://es.epa.gov/ncer/p3/project_websites/2006/su833188.html	55	56	00:04:20
111.	SU832487 2005 Project Descriptions and Photos P3 NCER ORD US EPA http://es.epa.gov/ncer/p3/project_websites/2005/su832487.html	55	56	00:04:05
112.	Senator Clinton Congratulates Clarkson University Students on Winning http://es.epa.gov/ncer/p3/press/may_11_2006hillary.html	55	55	00:02:46
113.	Students shine at sustainable design contest Six university teams win EPA awards, dozens participated on National Mall 2006 Newsroom P3 NCER ORD US EPA http://es.epa.gov/ncer/p3/press/may_12_2006.html	55	56	00:02:50
114.	SU832510 2005 Project Descriptions and Photos P3 NCER ORD US EPA http://es.epa.gov/ncer/p3/project_websites/2005/su832510.html	55	56	00:02:32
115.	SU833179 2006 Project Descriptions and Photos P3 NCER ORD US EPA http://es.epa.gov/ncer/p3/project_websites/2006/su833179.html	55	56	00:04:14
116.	SU833169 2006 Project Descriptions and Photos P3 NCER ORD US EPA http://es.epa.gov/ncer/p3/project_websites/2006/su833169.html	55	56	00:04:33
117.	Lynden Cows Fuel WWU Vehicle Newsroom P3 NCER ORD US EPA http://es.epa.gov/ncer/p3/press/05_02_07_lynden.html	55	55	00:01:48
118.	SU833520 2008 Project Descriptions P3 NCER ORD US EPA http://es.epa.gov/ncer/p3/project_websites/2008/su833520.html	55	58	00:02:01
119.	SU833538 2008 Project Descriptions P3 NCER ORD US EPA http://es.epa.gov/ncer/p3/project_websites/2008/su833538.html	55	58	00:02:09

	Pages	Visits	Views	Average Time Viewed
120.	SU833554 2008 Project Descriptions P3 NCER ORD US EPA http://es.epa.gov/ncer/p3/project_websites/2008/su833554.html	54	57	00:02:11
121.	2008 P3 Competitors Photo Gallery P3 NCER ORD US EPA http://es.epa.gov/ncer/p3/event_2008/event_photos/teams/2008_competitors.html	54	58	00:02:14
122.	SU833529 2008 Project Descriptions P3 NCER ORD US EPA http://es.epa.gov/ncer/p3/project_websites/2008/su833529.html	54	58	00:03:56
123.	SU832484 2005 Project Descriptions and Photos P3 NCER ORD US EPA http://es.epa.gov/ncer/p3/event_2006/su832484/su832484.html	54	56	00:03:34
124.	SU833535 2008 Project Descriptions P3 NCER ORD US EPA http://es.epa.gov/ncer/p3/project_websites/2008/su833535.html	54	58	00:03:17
125.	SU833528 2008 Project Descriptions P3 NCER ORD US EPA http://es.epa.gov/ncer/p3/project_websites/2008/su833528.html	54	57	00:04:36
126.	SU833523 2008 Project Descriptions P3 NCER ORD US EPA http://es.epa.gov/ncer/p3/project_websites/2008/su833523.html	54	57	00:02:34
127.	SU833170 2006 Project Descriptions and Photos P3 NCER ORD US EPA http://es.epa.gov/ncer/p3/project_websites/2006/su833170.html	54	55	00:04:35
128.	SU833561 2008 Project Descriptions P3 NCER ORD US EPA http://es.epa.gov/ncer/p3/project_websites/2008/su833561.html	54	58	00:03:52
129.	SU833178 2006 Project Descriptions and Photos P3 NCER ORD US EPA http://es.epa.gov/ncer/p3/project_websites/2006/su833178.html	54	56	00:04:11
130.	"Growing" Buildings 2006 Newsroom P3 NCER ORD US EPA http://es.epa.gov/ncer/p3/press/may_14_2006.html	54	55	00:04:28
131.	SU833149 2006 Project Descriptions and Photos P3 NCER ORD US EPA http://es.epa.gov/ncer/p3/project_websites/2006/su833149.html	54	55	00:05:11

	Pages	Visits	Views	Average Time Viewed
132.	SU833147 2006 Project Descriptions and Photos P3 NCER ORD US EPA http://es.epa.gov/ncer/p3/project_websites/2006/su833147.html	53	54	00:03:19
133.	SU833513 2008 Project Descriptions P3 NCER ORD US EPA http://es.epa.gov/ncer/p3/project_websites/2008/su833513.html	53	56	00:03:48
134.	2006 National Sustainable Design Expo - May 9-10, 2006 2006 Newsroom P3 NCER ORD US EPA http://es.epa.gov/ncer/p3/press/may_5_2006asph.html	53	54	00:02:27
135.	SU833517 2008 Project Descriptions P3 NCER ORD US EPA http://es.epa.gov/ncer/p3/project_websites/2008/su833517.html	53	56	00:03:10
136.	SU833539 2008 Project Descriptions P3 NCER ORD US EPA http://es.epa.gov/ncer/p3/project_websites/2008/su833539.html	53	56	00:03:24
137.	Project Descriptions and Photos P3 NCER ORD US EPA http://es.epa.gov/ncer/p3/project_websites/2004/su831827.html	53	54	00:02:58
138.	2006 National Mall P3 Award Competition Agenda P3 NCER ORD US EPA http://es.epa.gov/ncer/p3/press/agenda06.html	53	54	00:02:45
139.	SU832490 2005 Project Descriptions and Photos P3 NCER ORD US EPA http://es.epa.gov/ncer/p3/project_websites/2005/su832490.html	53	54	00:03:15
140.	SU832489 2005 Project Descriptions and Photos P3 NCER ORD US EPA http://es.epa.gov/ncer/p3/project_websites/2005/su832489.html	53	54	00:02:31
141.	SU833530 2008 Project Descriptions P3 NCER ORD US EPA http://es.epa.gov/ncer/p3/project_websites/2008/su833530.html	53	56	00:02:07
142.	Following Up - Good Work: For People and Planet 2006 Newsroom P3 NCER ORD US EPA http://es.epa.gov/ncer/p3/press/may_18_2006.html	53	53	00:04:06
143.	Soundings - Biomethane Project Could Help Planet Newsroom P3 NCER ORD US EPA http://es.epa.gov/ncer/p3/press/04_22_07_olympian.html	52	54	00:01:49

	Pages	Visits	Views	Average Time Viewed
144.	Students Win Grant for Environmental Work in Panama 2007 Newsroom P3 NCER ORD US EPA http://es.epa.gov/ncer/p3/press/06_05_07.html	52	52	00:02:25
145.	SU833547 2008 Project Descriptions P3 NCER ORD US EPA http://es.epa.gov/ncer/p3/project_websites/2008/su833547.html	52	55	00:02:16
146.	Going for the Gold with Green Technology 2006 Newsroom P3 NCER ORD US EPA http://es.epa.gov/ncer/p3/press/may_11_2006_eпа.html	52	52	00:01:56
147.	SU833548 2008 Project Descriptions P3 NCER ORD US EPA http://es.epa.gov/ncer/p3/project_websites/2008/su833548.html	52	55	00:02:26
148.	Project Descriptions and Photos P3 NCER ORD US EPA http://es.epa.gov/ncer/p3/project_websites/2004/su831811.html	52	53	00:03:59
149.	Looking to the sky for a water supply 2006 Newsroom P3 NCER ORD US EPA http://es.epa.gov/ncer/p3/press/april_16_2006_north.html	52	53	00:03:44
150.	Project Descriptions and Photos P3 NCER ORD US EPA http://es.epa.gov/ncer/p3/project_websites/2004/su831831.html	52	53	00:02:35
151.	Community Milestones Newsroom P3 NCER ORD US EPA http://es.epa.gov/ncer/p3/press/05_07_07_ws.html	52	53	00:03:01
152.	SU832494 2005 Project Descriptions and Photos P3 NCER ORD US EPA http://es.epa.gov/ncer/p3/project_websites/2005/su832494.html	52	53	00:02:45
153.	SU833544 2008 Project Descriptions P3 NCER ORD US EPA http://es.epa.gov/ncer/p3/project_websites/2008/su833544.html	52	55	00:02:00
154.	SU832503 2005 Project Descriptions and Photos P3 NCER ORD US EPA http://es.epa.gov/ncer/p3/project_websites/2005/su832503.html	52	53	00:02:58
155.	SU833183 2006 Project Descriptions and Photos P3 NCER ORD US EPA http://es.epa.gov/ncer/p3/project_websites/2006/su833183.html	52	53	00:03:12

	Pages	Visits	Views	Average Time Viewed
156.	Community Essay 2006 Newsroom P3 NCER ORD US EPA http://es.epa.gov/ncer/p3/press/zimmerman_essay_10_19_2005.html	51	51	00:02:37
157.	SU833187 2006 Project Descriptions and Photos P3 NCER ORD US EPA http://es.epa.gov/ncer/p3/project_websites/2006/su833187.html	51	53	00:03:04
158.	SU832495 2005 Project Descriptions and Photos P3 NCER ORD US EPA http://es.epa.gov/ncer/p3/project_websites/2005/su832495.html	51	52	00:03:19
159.	SU833148 2006 Project Descriptions and Photos P3 NCER ORD US EPA http://es.epa.gov/ncer/p3/project_websites/2006/su833148.html	51	54	00:02:35
160.	EPA's P3 Awards Winners: College Students Lead The U.S. Towards A Greener Future Newsroom P3 NCER ORD US EPA http://es.epa.gov/ncer/p3/press/05_03_07_p2.html	51	51	00:02:41
161.	Students Step it up for Sustainability 2006 Newsroom P3 NCER ORD US EPA http://es.epa.gov/ncer/p3/press/june_28_2006_ord.html	51	51	00:04:44
162.	Green Dorm Project snags \$75,000 2006 Newsroom P3 NCER ORD US EPA http://es.epa.gov/ncer/p3/press/may_19_2006s_tanford.html	51	51	00:03:25
163.	SU832488 2005 Project Descriptions and Photos P3 NCER ORD US EPA http://es.epa.gov/ncer/p3/project_websites/2005/su832488.html	51	52	00:04:07
164.	SU833173 2006 Project Descriptions and Photos P3 NCER ORD US EPA http://es.epa.gov/ncer/p3/project_websites/2006/su833173.html	51	52	00:03:01
165.	U.Va.'s Learning Barge Project Wins \$75,000 EPA P3 Award for Sustainable DESIGN 2007 Newsroom P3 NCER ORD US EPA http://es.epa.gov/ncer/p3/press/05_07_07_uva.html	51	51	00:02:07
166.	SU833152 2006 Project Descriptions and Photos P3 NCER ORD US EPA http://es.epa.gov/ncer/p3/project_websites/2006/su833152.html	51	52	00:03:48

	Pages	Visits	Views	Average Time Viewed
■ 167.	SU833518 2008 Project Descriptions P3 NCER ORD US EPA http://es.epa.gov/ncer/p3/project_websites/2008/su833518.html	51	54	00:02:47
■ 168.	SU833157 2006 Project Descriptions and Photos P3 NCER ORD US EPA http://es.epa.gov/ncer/p3/project_websites/2006/su833157.html	51	53	00:03:01
■ 169.	SU833551 2008 Project Descriptions P3 NCER ORD US EPA http://es.epa.gov/ncer/p3/project_websites/2008/su833551.html	50	53	00:02:42
■ 170.	SU833543 2008 Project Descriptions P3 NCER ORD US EPA http://es.epa.gov/ncer/p3/project_websites/2008/su833543.html	50	53	00:02:14
■ 171.	As Earth Day Approaches, Sustainable Design Teams Gear Up for Annual P3 Competition 2006 Newsroom P3 NCER ORD US EPA http://es.epa.gov/ncer/P3/press/april_20_2006ansi.html	50	50	00:01:37
■ 172.	Larsen Congratulates Western Washington Students On Winning EPA's P3 Award Newsroom P3 NCER ORD US EPA http://es.epa.gov/ncer/p3/press/04_26_07_statenews.html	50	51	00:03:56
■ 173.	SU833155 2006 Project Descriptions and Photos P3 NCER ORD US EPA http://es.epa.gov/ncer/p3/project_websites/2006/su833155.html	50	51	00:03:34
■ 174.	SU832492 2005 Project Descriptions and Photos P3 NCER ORD US EPA http://es.epa.gov/ncer/p3/project_websites/2005/su832492.html	50	51	00:02:20
■ 175.	SU832505 2005 Project Descriptions and Photos P3 NCER ORD US EPA http://es.epa.gov/ncer/p3/project_websites/2005/su832505.html	50	51	00:03:05
■ 176.	Professors, Students Make Environmentally Sustainable House Newsroom P3 NCER ORD US EPA http://es.epa.gov/ncer/p3/press/04_26_07_balstate.html	50	51	00:01:47
■ 177.	Illinois Team Is A Winner In EPA Competition Newsroom P3 NCER ORD US EPA http://es.epa.gov/ncer/p3/press/05_01_07_uuic.html	50	50	00:02:30

	Pages	Visits	Views	Average Time Viewed
178.	Project Descriptions and Photos P3 NCER ORD US EPA http://es.epa.gov/ncer/p3/project_websites/2004/su831825.html	49	50	00:02:17
179.	Clarkson University Sustainable Design Team presenting research at National Design competition 2006 Newsroom P3 NCER ORD US EPA http://es.epa.gov/ncer/p3/press/may_10_2006wwti.html	49	49	00:02:28
180.	Larsen Congratulates Western Washington Students on Winning EPA's P3 Award Newsroom P3 NCER ORD US EPA http://es.epa.gov/ncer/p3/press/04_26_07_rep_larsen.html	49	49	00:02:21
181.	College Students Lead the U.S.towards a Greener Future - EPA P3 Awards Winners Newsroom P3 NCER ORD US EPA http://es.epa.gov/ncer/p3/press/04_27_07_pre_szoom.html	49	50	00:03:11
182.	Judges 2006 P3 NCER ORD US EPA http://es.epa.gov/ncer/p3/info/judges06.html	49	52	00:02:55
183.	Mayor Coleman Dedicates Green Roof At Macalester Newsroom P3 NCER ORD US EPA http://es.epa.gov/ncer/p3/press/04_26_07_statesnews.html	49	49	00:03:50
184.	P3: People, Prosperity and the Planet Student Design Competition for Sustainability Newsroom P3 NCER ORD US EPA http://es.epa.gov/ncer/p3/press/blog_04_27_07_tech.html	49	49	00:03:24
185.	Project Descriptions and Photos P3 NCER ORD US EPA http://es.epa.gov/ncer/p3/project_websites/2004/su831856.html	49	50	00:04:00
186.	Project Descriptions and Photos P3 NCER ORD US EPA http://es.epa.gov/ncer/p3/project_websites/2004/su831853.html	49	50	00:03:03
187.	CLOSED-LOOP BIODIESEL PRODUCTION AMONG WINNERS AT NATIONAL SUSTAINABLE DESIGN EXPO 2006 Newsroom P3 NCER ORD US EPA http://es.epa.gov/ncer/p3/press/may_11_2006esi.html	49	49	00:02:44

	Pages	Visits	Views	Average Time Viewed
188.	ASU Student Team Wins EPA Award for Solar Greenhouse Newsroom P3 NCER ORD US EPA http://es.epa.gov/ncer/p3/press/05_07_07_asu.html	49	49	00:02:34
189.	SU832509 2005 Project Descriptions and Photos P3 NCER ORD US EPA http://es.epa.gov/ncer/p3/project_websites/2005/su832509.html	49	50	00:02:56
190.	People, Prosperity, and the Planet Newsroom P3 NCER ORD US EPA http://es.epa.gov/ncer/p3/press/blog_05_02_07.html	49	49	00:02:28
191.	NEWS RELEASE P3 NCER ORD US EPA http://es.epa.gov/ncer/p3/press/archive/news_release_051705.html	49	49	00:02:06
192.	2008 National Expo Photo Gallery P3 NCER ORD US EPA http://es.epa.gov/ncer/p3/event_2008/event_photos/expo/expo.html	49	50	00:05:27
193.	SU832486 2005 Project Descriptions and Photos P3 NCER ORD US EPA http://es.epa.gov/ncer/p3/project_websites/2005/su832486.html	49	50	00:02:03
194.	Project Descriptions and Photos P3 NCER ORD US EPA http://es.epa.gov/ncer/p3/project_websites/2004/su831830.html	49	50	00:03:37
195.	Students Work on Ideas for 'People, Prosperity and the Planet' 2006 Newsroom P3 NCER ORD US EPA http://es.epa.gov/ncer/p3/press/may_21_2006voa.html	49	49	00:02:25
196.	SU833175 2006 Project Descriptions and Photos P3 NCER ORD US EPA http://es.epa.gov/ncer/p3/project_websites/2006/su833175.html	49	50	00:02:47
197.	Project Descriptions and Photos P3 NCER ORD US EPA http://es.epa.gov/ncer/p3/project_websites/2004/su831818.html	49	50	00:01:58
198.	SU833195 2006 Project Descriptions and Photos P3 NCER ORD US EPA http://es.epa.gov/ncer/p3/project_websites/2006/su833195.html	49	50	00:03:11
199.	P3 Award Competition P3 NCER ORD US EPA http://es.epa.gov/ncer/p3/awardcomp.html	49	50	00:03:54

	Pages	Visits	Views	Average Time Viewed
200.	SU832477 2005 Project Descriptions and Photos P3 NCER ORD US EPA http://es.epa.gov/ncer/p3/project_websites/2005/su832477.html	49	50	00:02:17
Subtotal for rows: 1 - 200		-	20,820	-
Other		-	23,101	-
Total		-	43,921	-

items 1-200 of 1152

Pages

	Pages	Average Time to Serve (ms)
1.	P3 NCER ORD US EPA http://es.epa.gov/ncer/p3/	0
2.	2008/2009 P3 Teams P3 NCER ORD US EPA http://es.epa.gov/ncer/p3/current/	0
3.	National Sustainable Design Expo P3 NCER ORD US EPA http://es.epa.gov/ncer/P3/expo/	0
4.	National Sustainable Design Expo 2008 P3 NCER ORD US EPA http://es.epa.gov/ncer/p3/expo/expo_2008.html	0
5.	Basic Information P3 NCER ORD US EPA http://es.epa.gov/ncer/p3/fact_sheet.html	0
6.	2008 P3 Award Winners P3 Award Winners and Successes P3 NCER ORD US EPA http://es.epa.gov/ncer/p3/project_websites/2008/2008awardwinners.html	0
7.	Information for P3 Teams P3 NCER ORD US EPA http://es.epa.gov/ncer/p3/teams/	0
8.	P3 Award Winners P3 NCER ORD US EPA http://es.epa.gov/ncer/p3/success/	0
9.	P3 and Other Awards Ceremony P3 NCER ORD US EPA http://es.epa.gov/ncer/p3/ceremony/	0
10.	How to Apply Phase I - Project Development P3 NCER ORD US EPA http://es.epa.gov/ncer/p3/apply/	0
11.	Past P3 Projects P3 NCER ORD US EPA http://es.epa.gov/ncer/p3/past/	0

	Pages	Average Time to Serve (ms)
12.	Photo Gallery P3 NCER ORD US EPA http://es.epa.gov/ncer/p3/photo.html	0
13.	2008 Expo and P3 Videos P3 NCER ORD US EPA http://es.epa.gov/ncer/p3/multimedia.html	0
14.	Info for Exhibitors Information For P3 NCER ORD US EPA http://es.epa.gov/ncer/p3/become_exhibitor.html	0
15.	Newsroom P3 NCER ORD US EPA http://es.epa.gov/ncer/p3/news.html	0
16.	Current Partners Information for Partners P3 NCER ORD US EPA http://es.epa.gov/ncer/p3/partners/	0
17.	Information for Partners Info For P3 NCER ORD US EPA http://es.epa.gov/ncer/p3/info/partners.html	0
18.	Info for Co-Sponsors Information For P3 NCER ORD US EPA http://es.epa.gov/ncer/p3/info/cosponsors.html	0
19.	2007 P3 Award Winners P3 Award Winners and Successes P3 NCER ORD US EPA http://es.epa.gov/ncer/p3/project_websites/2007/2007awardwinners.html	0
20.	Forum P3 NCER ORD US EPA http://es.epa.gov/ncer/p3/forum/	0
21.	Forms P3 NCER ORD US EPA http://es.epa.gov/ncer/P3/forms/	0
22.	Videos: Expo and P3 Overviews P3 NCER ORD US EPA http://es.epa.gov/ncer/p3/overviews.html	0
23.	Draft Schedule of Events National Sustainable Design Expo P3 NCER ORD US EPA http://es.epa.gov/ncer/p3/expo/events.html	0
24.	Media Info For P3 NCER ORD US EPA http://es.epa.gov/ncer/p3/info/media.html	0
25.	Grant Recipients P3 NCER ORD US EPA http://es.epa.gov/ncer/p3/grantrecip.html	0
26.	Information For P3 NCER ORD US EPA http://es.epa.gov/ncer/p3/info/	0
27.	2007/2008 P3 Teams Past P3 Projects P3 NCER ORD US EPA http://es.epa.gov/ncer/p3/project_websites/2008/	0

	Pages	Average Time to Serve (ms)
28.	Contact Us P3 NCER ORD US EPA http://es.epa.gov/ncer/p3/contact.html	0
29.	EPA: NCER: P3 Award: A National Student Design Competition for Sustainability focusing on People, Prosperity, and the Planet http://es.epa.gov/ncer/p3/designs_sustain_rfp.html	0
30.	Other Sustainability Resources P3 NCER ORD US EPA http://es.epa.gov/ncer/p3/other/	0
31.	Frequently Asked Questions National Sustainable Design Expo P3 NCER ORD US EPA http://es.epa.gov/ncer/p3/expo/faq.html	0
32.	2006 P3 Award Winners P3 Award Winners and Successes P3 NCER ORD US EPA http://es.epa.gov/ncer/p3/project_websites/2006/2006awardwinners.html	0
33.	Logistics National Sustainable Design Expo P3 NCER ORD US EPA http://es.epa.gov/ncer/p3/expo/logistics.html	0
34.	2008 Event Date and Location P3 NCER ORD US EPA http://es.epa.gov/ncer/p3/event_2009/09_date_loc.html	0
35.	Additional Awards P3 Award Competition P3 NCER ORD US EPA http://es.epa.gov/ncer/p3/addawards.html	0
36.	National Sustainable Design Expo Archive P3 NCER ORD US EPA http://es.epa.gov/ncer/p3/expo/expo_archive.html	0
37.	2008 Expo and P3 Audio Files P3 NCER ORD US EPA http://es.epa.gov/ncer/p3/event_2008/audio_files/	0
38.	Forms National Sustainable Design Expo P3 NCER ORD US EPA http://es.epa.gov/ncer/p3/expo/forms.html	0
39.	Solicitation Opens Phase I - Project Development P3 NCER ORD US EPA http://es.epa.gov/ncer/p3/solopen.html	0
40.	2006 P3 Competitors Photo Gallery P3 NCER ORD US EPA http://es.epa.gov/ncer/p3/event_2006/2006_competitors.html	0

	Pages	Average Time to Serve (ms)
41.	Peer Review Phase I - Project Development P3 NCER ORD US EPA http://es.epa.gov/ncer/p3/peerreview.html	0
42.	http://es.epa.gov/ncer/p3/event_2008/08_date_loc.html	0
43.	Car Fueled With Biogas From Cow Manure: WWU Students Convert Methane Into Natural Gas Newsroom P3 NCER ORD US EPA http://es.epa.gov/ncer/p3/press/04_22_07.html	0
44.	2005 Project Descriptions and Photos P3 NCER ORD US EPA http://es.epa.gov/ncer/p3/project_websites/2005/2005_phase_1_project_websites.html	0
45.	Application Overview Phase I - P3 Grant Competition/Proof of Concept P3 NCER ORD US EPA http://es.epa.gov/ncer/p3/appoverview.html	0
46.	Phase I - Project Development P3 NCER ORD US EPA http://es.epa.gov/ncer/p3/phaseIproof.html	0
47.	2006 Award Ceremony Agenda 2006 Newsroom P3 NCER ORD US EPA http://es.epa.gov/ncer/p3/press/awardagenda06.html	0
48.	Sustainability Challenge Areas P3 NCER ORD US EPA http://es.epa.gov/ncer/p3/challengearea.html	0
49.	P3 Newsroom Archive 2006 Newsroom P3 NCER ORD US EPA http://es.epa.gov/ncer/p3/press/	0
50.	Phase II - P3 Award Winners P3 NCER ORD US EPA http://es.epa.gov/ncer/p3/phase2follow.html	0
51.	AAAS Research Programs Forum P3 NCER ORD US EPA http://es.epa.gov/ncer/p3/forum/aaas.html	0
52.	2006/2007 P3 Teams P3 NCER ORD US EPA http://es.epa.gov/ncer/p3/project_websites/2006/	0
53.	Notification Phase I - Project Development P3 NCER ORD US EPA http://es.epa.gov/ncer/p3/notification.html	0
54.	2005 Phase 2 Award Winners and Honorable Mentions 2006 Newsroom P3 NCER ORD US EPA http://es.epa.gov/ncer/p3/project_websites/2004_phase_2_project_websites.html	0

	Pages	Average Time to Serve (ms)
55.	Past P3 Projects by Topic Past P3 Projects P3 NCER ORD US EPA http://es.epa.gov/ncer/p3/abtable1.html	0
56.	2005 In Process Project Photos P3 NCER ORD US EPA http://es.epa.gov/ncer/p3/project_photos/2005_projects.html	0
57.	Jeopardy! Quizzes America with Environmental Clues Newsroom Archive Newsroom P3 NCER ORD US EPA http://es.epa.gov/ncer/p3/press/05_07_07.html	0
58.	Resources P3 NCER ORD US EPA http://es.epa.gov/ncer/p3/resources.html	0
59.	Eligibility P3 NCER ORD US EPA http://es.epa.gov/ncer/p3/eligibility/	0
60.	Knowing the Score Helps Students Save Energy P3 NCER ORD US EPA http://es.epa.gov/ncer/p3/success/oberlinfeature.html	0
61.	Judges P3 NCER ORD US EPA http://es.epa.gov/ncer/p3/judges.html	0
62.	Announcements and Discussion Area Information for P3 Teams P3 NCER ORD US EPA http://es.epa.gov/ncer/p3/event_2008/08_announcements.html	0
63.	2007 P3 Competitors Photo Gallery P3 NCER ORD US EPA http://es.epa.gov/ncer/p3/event_2007/event_photos/teams/2007_competitors.html	0
64.	SU833521 2008 Project Descriptions P3 NCER ORD US EPA http://es.epa.gov/ncer/p3/project_websites/2008/su833521.html	0
65.	2004 P3 Projects Past P3 Projects P3 NCER ORD US EPA http://es.epa.gov/ncer/p3/project_websites/2004_project_websites.html	0
66.	University Teams Earn Sustainable Design Prizes - Biomethane Car And Learning Barge Among The Projects On The National Mall Newsroom P3 NCER ORD US EPA http://es.epa.gov/ncer/p3/press/04_26_07_msnbc.html	0
67.	Greening the Campus: Improving the Environmental Performance of Buildings and Institutions P3 NCER ORD US EPA http://es.epa.gov/ncer/p3/success/oberlin.html	0

	Pages	Average Time to Serve (ms)
68.	Phase II - P3 Award Winners P3 NCER ORD US EPA http://es.epa.gov/ncer/p3/award_winners.html	0
69.	Prosperity - Small Business Phase II - P3 Award Winners P3 NCER ORD US EPA http://es.epa.gov/ncer/p3/awardsmallbiz.html	0
70.	Page Title P3 NCER ORD US EPA http://es.epa.gov/ncer/p3/awardplanet.html	0
71.	Shedding Light on Clean Drinking Water P3 NCER ORD US EPA http://es.epa.gov/ncer/p3/success/berkeley.html	0
72.	Publications P3 NCER ORD US EPA http://es.epa.gov/ncer/p3/publications.html	0
73.	EPA: NCER: P3: People, Prosperity and the Planet Student Design Competition for Sustainability: A National Student Design Competition for Sustainability focusing on People, Prosperity, and the Planet http://es.epa.gov/ncer/p3/designs_sustain_rfp_2005.html	0
74.	Western Wins \$75,000 Grant - EPA Grant To Bolster Biogas Refinery Built By Students Newsroom P3 NCER ORD US EPA http://es.epa.gov/ncer/p3/press/05_01_07_western.html	0
75.	SU833524 2008 Project Descriptions P3 NCER ORD US EPA http://es.epa.gov/ncer/p3/project_websites/2008/su833524.html	0
76.	The Virtual World Lets Students Ponder How to Save Mother Earth Newsroom P3 NCER ORD US EPA http://es.epa.gov/ncer/p3/press/11_14_06.html	0
77.	2006 National Expo Photo Gallery P3: People, Prosperity and the Planet Student Design Competition for Sustainability US EPA http://es.epa.gov/ncer/p3/event_2006/event_photos/mall_event_general/expo.html	0
78.	SU833562 2008 Project Descriptions P3 NCER ORD US EPA http://es.epa.gov/ncer/p3/project_websites/2008/su833562.html	0
79.	Employment Resources Forum P3 NCER ORD US EPA http://es.epa.gov/ncer/p3/forum/employ.html	0
80.	EPA: P3 Award: Press Release http://es.epa.gov/ncer/p3/projects/	0

	Pages	Average Time to Serve (ms)
81.	2007 Award Ceremony Photo Gallery P3 NCER ORD US EPA http://es.epa.gov/ncer/p3/event_2007/event_photos/awards/awards.html	0
82.	Making Water Treatment Plants Sustainable P3 NCER ORD US EPA http://es.epa.gov/ncer/p3/success/lehigh.html	0
83.	2007 National Expo Photo Gallery P3 NCER ORD US EPA http://es.epa.gov/ncer/p3/event_2007/event_photos/expo/expo.html	0
84.	Sustainable Design Expo Newsroom P3 NCER ORD US EPA http://es.epa.gov/ncer/p3/press/04_25_07.html	0
85.	People - Education Phase II - P3 Award Winners P3: People, Prosperity and the Planet Student Design Competition for Sustainability US EPA http://es.epa.gov/ncer/p3/awardededucation.html	0
86.	Media Archive Info For P3 NCER ORD US EPA http://es.epa.gov/ncer/p3/info/media_archive.html	0
87.	2005 P3 Competitors P3 NCER ORD US EPA http://es.epa.gov/ncer/p3/project_photos/2005_competitors.html	0
88.	2006 Award Ceremony Photo Gallery P3: People, Prosperity and the Planet Student Design Competition for Sustainability US EPA http://es.epa.gov/ncer/p3/event_2006/event_photos/awards/awards.html	0
89.	Student Group Tests Solar Greenhouse Energy Efficiency Newsroom P3 NCER ORD US EPA http://es.epa.gov/ncer/p3/press/04_16_07.html	0
90.	EPA Sustainability Programs P3 NCER ORD US EPA http://es.epa.gov/ncer/p3/epa/	0
91.	Student Group Tests Solar Greenhouse Energy Efficiency Newsroom P3 NCER ORD US EPA http://es.epa.gov/ncer/p3/press/04_26_07_mti_mes.html	0
92.	Students Showcase Green Designs for the Planet Newsroom P3 NCER ORD US EPA http://es.epa.gov/ncer/p3/press/04_27_07_voa.html	0

	Pages	Average Time to Serve (ms)
93.	National Sustainable Design Expo Co-Sponsors Information For P3 NCER ORD US EPA http://es.epa.gov/ncer/p3/info/cosponsors_archive.html	0
94.	SU833522 2008 Project Descriptions P3 NCER ORD US EPA http://es.epa.gov/ncer/p3/project_websites/2008/su833522.html	0
95.	2005 Photo Gallery P3 NCER ORD US EPA http://es.epa.gov/ncer/p3/event_2005/event_photos/award_ceremony/awards.html	0
96.	SU833545 2008 Project Descriptions P3 NCER ORD US EPA http://es.epa.gov/ncer/p3/project_websites/2008/su833545.html	0
97.	SU833549 2008 Project Descriptions P3 NCER ORD US EPA http://es.epa.gov/ncer/p3/project_websites/2008/su833549.html	0
98.	Judges Photo Photo Gallery P3 NCER ORD US EPA http://es.epa.gov/ncer/p3/event_2005/event_photos/judges/judges.html	0
99.	Photos of the 2005 National Expo Photo Gallery P3 NCER ORD US EPA http://es.epa.gov/ncer/p3/event_2005/event_photos/general_mall_photos/expo.html	0
100.	Student Engineering Group Wins Honorable http://es.epa.gov/ncer/p3/press/may_17_2006iowa.html	0
101.	SU833541 2008 Project Descriptions P3 NCER ORD US EPA http://es.epa.gov/ncer/p3/project_websites/2008/su833541.html	0
102.	First National Sustainable Design Expo to Showcase Innovative 'Green Technology' 2006 Newsroom P3 NCER ORD US EPA http://es.epa.gov/ncer/p3/press/may_04w_2006.html	0
103.	SU832474 2005 Project Descriptions and Photos P3 NCER ORD US EPA http://es.epa.gov/ncer/p3/project_websites/2005/su832474.html	0
104.	SU833546 2008 Project Descriptions P3 NCER ORD US EPA http://es.epa.gov/ncer/p3/project_websites/2008/su833546.html	0

	Pages	Average Time to Serve (ms)
105.	SU833553 2008 Project Descriptions P3 NCER ORD US EPA http://es.epa.gov/ncer/p3/project_websites/2008/su833553.html	0
106.	WWU's Biogas Car Wins Award Newsroom P3 NCER ORD US EPA http://es.epa.gov/ncer/p3/press/04_27_07_bellingham.html	0
107.	Speaker's Biographies Awards Ceremony 2006 Newsroom P3 NCER ORD US EPA http://es.epa.gov/ncer/p3/press/awardsbios.html	0
108.	SU832512 2005 Project Descriptions and Photos P3 NCER ORD US EPA http://es.epa.gov/ncer/p3/project_websites/2005/su832512.html	0
109.	SU833534 2008 Project Descriptions P3 NCER ORD US EPA http://es.epa.gov/ncer/p3/project_websites/2008/su833534.html	0
110.	SU833188 2006 Project Descriptions and Photos P3 NCER ORD US EPA http://es.epa.gov/ncer/p3/project_websites/2006/su833188.html	0
111.	SU832487 2005 Project Descriptions and Photos P3 NCER ORD US EPA http://es.epa.gov/ncer/p3/project_websites/2005/su832487.html	0
112.	Senator Clinton Congratulates Clarkson University Students on Winning http://es.epa.gov/ncer/p3/press/may_11_2006hillary.html	0
113.	Students shine at sustainable design contest Six university teams win EPA awards, dozens participated on National Mall 2006 Newsroom P3 NCER ORD US EPA http://es.epa.gov/ncer/p3/press/may_12_2006.html	0
114.	SU832510 2005 Project Descriptions and Photos P3 NCER ORD US EPA http://es.epa.gov/ncer/p3/project_websites/2005/su832510.html	0
115.	SU833179 2006 Project Descriptions and Photos P3 NCER ORD US EPA http://es.epa.gov/ncer/p3/project_websites/2006/su833179.html	0
116.	SU833169 2006 Project Descriptions and Photos P3 NCER ORD US EPA http://es.epa.gov/ncer/p3/project_websites/2006/su833169.html	0

	Pages	Average Time to Serve (ms)
117.	Lynden Cows Fuel WWU Vehicle Newsroom P3 NCER ORD US EPA http://es.epa.gov/ncer/p3/press/05_02_07_lynden.html	0
118.	SU833520 2008 Project Descriptions P3 NCER ORD US EPA http://es.epa.gov/ncer/p3/project_websites/2008/su833520.html	0
119.	SU833538 2008 Project Descriptions P3 NCER ORD US EPA http://es.epa.gov/ncer/p3/project_websites/2008/su833538.html	0
120.	SU833554 2008 Project Descriptions P3 NCER ORD US EPA http://es.epa.gov/ncer/p3/project_websites/2008/su833554.html	0
121.	2008 P3 Competitors Photo Gallery P3 NCER ORD US EPA http://es.epa.gov/ncer/p3/event_2008/event_photos/teams/2008_competitors.html	0
122.	SU833529 2008 Project Descriptions P3 NCER ORD US EPA http://es.epa.gov/ncer/p3/project_websites/2008/su833529.html	0
123.	SU832484 2005 Project Descriptions and Photos P3 NCER ORD US EPA http://es.epa.gov/ncer/p3/event_2006/su832484/su832484.html	0
124.	SU833535 2008 Project Descriptions P3 NCER ORD US EPA http://es.epa.gov/ncer/p3/project_websites/2008/su833535.html	0
125.	SU833528 2008 Project Descriptions P3 NCER ORD US EPA http://es.epa.gov/ncer/p3/project_websites/2008/su833528.html	0
126.	SU833523 2008 Project Descriptions P3 NCER ORD US EPA http://es.epa.gov/ncer/p3/project_websites/2008/su833523.html	0
127.	SU833170 2006 Project Descriptions and Photos P3 NCER ORD US EPA http://es.epa.gov/ncer/p3/project_websites/2006/su833170.html	0
128.	SU833561 2008 Project Descriptions P3 NCER ORD US EPA http://es.epa.gov/ncer/p3/project_websites/2008/su833561.html	0

	Pages	Average Time to Serve (ms)
129.	SU833178 2006 Project Descriptions and Photos P3 NCER ORD US EPA http://es.epa.gov/ncer/p3/project_websites/2006/su833178.html	0
130.	"Growing" Buildings 2006 Newsroom P3 NCER ORD US EPA http://es.epa.gov/ncer/p3/press/may_14_2006.html	0
131.	SU833149 2006 Project Descriptions and Photos P3 NCER ORD US EPA http://es.epa.gov/ncer/p3/project_websites/2006/su833149.html	0
132.	SU833147 2006 Project Descriptions and Photos P3 NCER ORD US EPA http://es.epa.gov/ncer/p3/project_websites/2006/su833147.html	0
133.	SU833513 2008 Project Descriptions P3 NCER ORD US EPA http://es.epa.gov/ncer/p3/project_websites/2008/su833513.html	0
134.	2006 National Sustainable Design Expo - May 9-10, 2006 2006 Newsroom P3 NCER ORD US EPA http://es.epa.gov/ncer/p3/press/may_5_2006asph.html	0
135.	SU833517 2008 Project Descriptions P3 NCER ORD US EPA http://es.epa.gov/ncer/p3/project_websites/2008/su833517.html	0
136.	SU833539 2008 Project Descriptions P3 NCER ORD US EPA http://es.epa.gov/ncer/p3/project_websites/2008/su833539.html	0
137.	Project Descriptions and Photos P3 NCER ORD US EPA http://es.epa.gov/ncer/p3/project_websites/2004/su831827.html	0
138.	2006 National Mall P3 Award Competition Agenda P3 NCER ORD US EPA http://es.epa.gov/ncer/p3/press/agenda06.html	0
139.	SU832490 2005 Project Descriptions and Photos P3 NCER ORD US EPA http://es.epa.gov/ncer/p3/project_websites/2005/su832490.html	0
140.	SU832489 2005 Project Descriptions and Photos P3 NCER ORD US EPA http://es.epa.gov/ncer/p3/project_websites/2005/su832489.html	0

	Pages	Average Time to Serve (ms)
141.	SU833530 2008 Project Descriptions P3 NCER ORD US EPA http://es.epa.gov/ncer/p3/project_websites/2008/su833530.html	0
142.	Following Up - Good Work: For People and Planet 2006 Newsroom P3 NCER ORD US EPA http://es.epa.gov/ncer/p3/press/may_18_2006.html	0
143.	Soundings - Biomethane Project Could Help Planet Newsroom P3 NCER ORD US EPA http://es.epa.gov/ncer/p3/press/04_22_07_olympian.html	0
144.	Students Win Grant for Environmental Work in Panama 2007 Newsroom P3 NCER ORD US EPA http://es.epa.gov/ncer/p3/press/06_05_07.html	0
145.	SU833547 2008 Project Descriptions P3 NCER ORD US EPA http://es.epa.gov/ncer/p3/project_websites/2008/su833547.html	0
146.	Going for the Gold with Green Technology 2006 Newsroom P3 NCER ORD US EPA http://es.epa.gov/ncer/p3/press/may_11_2006_eпа.html	0
147.	SU833548 2008 Project Descriptions P3 NCER ORD US EPA http://es.epa.gov/ncer/p3/project_websites/2008/su833548.html	0
148.	Project Descriptions and Photos P3 NCER ORD US EPA http://es.epa.gov/ncer/p3/project_websites/2004/su831811.html	0
149.	Looking to the sky for a water supply 2006 Newsroom P3 NCER ORD US EPA http://es.epa.gov/ncer/p3/press/april_16_2006_north.html	0
150.	Project Descriptions and Photos P3 NCER ORD US EPA http://es.epa.gov/ncer/p3/project_websites/2004/su831831.html	0
151.	Community Milestones Newsroom P3 NCER ORD US EPA http://es.epa.gov/ncer/p3/press/05_07_07_ws.html	0
152.	SU832494 2005 Project Descriptions and Photos P3 NCER ORD US EPA http://es.epa.gov/ncer/p3/project_websites/2005/su832494.html	0

	Pages	Average Time to Serve (ms)
153.	SU833544 2008 Project Descriptions P3 NCER ORD US EPA http://es.epa.gov/ncer/p3/project_websites/2008/su833544.html	0
154.	SU832503 2005 Project Descriptions and Photos P3 NCER ORD US EPA http://es.epa.gov/ncer/p3/project_websites/2005/su832503.html	0
155.	SU833183 2006 Project Descriptions and Photos P3 NCER ORD US EPA http://es.epa.gov/ncer/p3/project_websites/2006/su833183.html	0
156.	Community Essay 2006 Newsroom P3 NCER ORD US EPA http://es.epa.gov/ncer/p3/press/zimmerman_essay_10_19_2005.html	0
157.	SU833187 2006 Project Descriptions and Photos P3 NCER ORD US EPA http://es.epa.gov/ncer/p3/project_websites/2006/su833187.html	0
158.	SU832495 2005 Project Descriptions and Photos P3 NCER ORD US EPA http://es.epa.gov/ncer/p3/project_websites/2005/su832495.html	0
159.	SU833148 2006 Project Descriptions and Photos P3 NCER ORD US EPA http://es.epa.gov/ncer/p3/project_websites/2006/su833148.html	0
160.	EPA's P3 Awards Winners: College Students Lead The U.S.Towards A Greener Future Newsroom P3 NCER ORD US EPA http://es.epa.gov/ncer/p3/press/05_03_07_p2.html	0
161.	Students Step it up for Sustainability 2006 Newsroom P3 NCER ORD US EPA http://es.epa.gov/ncer/p3/press/june_28_2006ord.html	0
162.	Green Dorm Project snags \$75,000 2006 Newsroom P3 NCER ORD US EPA http://es.epa.gov/ncer/p3/press/may_19_2006stanford.html	0
163.	SU832488 2005 Project Descriptions and Photos P3 NCER ORD US EPA http://es.epa.gov/ncer/p3/project_websites/2005/su832488.html	0
164.	SU833173 2006 Project Descriptions and Photos P3 NCER ORD US EPA http://es.epa.gov/ncer/p3/project_websites/2006/su833173.html	0

	Pages	Average Time to Serve (ms)
165.	U.Va.'s Learning Barge Project Wins \$75,000 EPA P3 Award for Sustainable DESIGN 2007 Newsroom P3 NCER ORD US EPA http://es.epa.gov/ncer/p3/press/05_07_07_uva.html	0
166.	SU833152 2006 Project Descriptions and Photos P3 NCER ORD US EPA http://es.epa.gov/ncer/p3/project_websites/2006/su833152.html	0
167.	SU833518 2008 Project Descriptions P3 NCER ORD US EPA http://es.epa.gov/ncer/p3/project_websites/2008/su833518.html	0
168.	SU833157 2006 Project Descriptions and Photos P3 NCER ORD US EPA http://es.epa.gov/ncer/p3/project_websites/2006/su833157.html	0
169.	SU833551 2008 Project Descriptions P3 NCER ORD US EPA http://es.epa.gov/ncer/p3/project_websites/2008/su833551.html	0
170.	SU833543 2008 Project Descriptions P3 NCER ORD US EPA http://es.epa.gov/ncer/p3/project_websites/2008/su833543.html	0
171.	As Earth Day Approaches, Sustainable Design Teams Gear Up for Annual P3 Competition 2006 Newsroom P3 NCER ORD US EPA http://es.epa.gov/ncer/P3/press/april_20_2006ansi.html	0
172.	Larsen Congratulates Western Washington Students On Winning EPA's P3 Award Newsroom P3 NCER ORD US EPA http://es.epa.gov/ncer/p3/press/04_26_07_statenews.html	0
173.	SU833155 2006 Project Descriptions and Photos P3 NCER ORD US EPA http://es.epa.gov/ncer/p3/project_websites/2006/su833155.html	0
174.	SU832492 2005 Project Descriptions and Photos P3 NCER ORD US EPA http://es.epa.gov/ncer/p3/project_websites/2005/su832492.html	0
175.	SU832505 2005 Project Descriptions and Photos P3 NCER ORD US EPA http://es.epa.gov/ncer/p3/project_websites/2005/su832505.html	0


	Pages	Average Time to Serve (ms)
176.	Professors, Students Make Environmentally Sustainable House Newsroom P3 NCER ORD US EPA http://es.epa.gov/ncer/p3/press/04_26_07_balstate.html	0
177.	Illinois Team Is A Winner In EPA Competition Newsroom P3 NCER ORD US EPA http://es.epa.gov/ncer/p3/press/05_01_07_uuic.html	0
178.	Project Descriptions and Photos P3 NCER ORD US EPA http://es.epa.gov/ncer/p3/project_websites/2004/su831825.html	0
179.	Clarkson University Sustainable Design Team presenting research at National Design competition 2006 Newsroom P3 NCER ORD US EPA http://es.epa.gov/ncer/p3/press/may_10_2006wwti.html	0
180.	Larsen Congratulates Western Washington Students on Winning EPA's P3 Award Newsroom P3 NCER ORD US EPA http://es.epa.gov/ncer/p3/press/04_26_07_rep_larsen.html	0
181.	College Students Lead the U.S.towards a Greener Future - EPA P3 Awards Winners Newsroom P3 NCER ORD US EPA http://es.epa.gov/ncer/p3/press/04_27_07_presszoom.html	0
182.	Judges 2006 P3 NCER ORD US EPA http://es.epa.gov/ncer/p3/info/judges06.html	0
183.	Mayor Coleman Dedicates Green Roof At Macalester Newsroom P3 NCER ORD US EPA http://es.epa.gov/ncer/p3/press/04_26_07_statesnews.html	0
184.	P3: People, Prosperity and the Planet Student Design Competition for Sustainability Newsroom P3 NCER ORD US EPA http://es.epa.gov/ncer/p3/press/blog_04_27_07_tech.html	0
185.	Project Descriptions and Photos P3 NCER ORD US EPA http://es.epa.gov/ncer/p3/project_websites/2004/su831856.html	0
186.	Project Descriptions and Photos P3 NCER ORD US EPA http://es.epa.gov/ncer/p3/project_websites/2004/su831853.html	0

	Pages	Average Time to Serve (ms)
■ 187.	CLOSED-LOOP BIODIESEL PRODUCTION AMONG WINNERS AT NATIONAL SUSTAINABLE DESIGN EXPO 2006 Newsroom P3 NCER ORD US EPA http://es.epa.gov/ncer/p3/press/may_11_2006esi.html	0
■ 188.	ASU Student Team Wins EPA Award for Solar Greenhouse Newsroom P3 NCER ORD US EPA http://es.epa.gov/ncer/p3/press/05_07_07_asu.html	0
■ 189.	SU832509 2005 Project Descriptions and Photos P3 NCER ORD US EPA http://es.epa.gov/ncer/p3/project_websites/2005/su832509.html	0
■ 190.	People, Prosperity, and the Planet Newsroom P3 NCER ORD US EPA http://es.epa.gov/ncer/p3/press/blog_05_02_07.html	0
■ 191.	NEWS RELEASE P3 NCER ORD US EPA http://es.epa.gov/ncer/p3/press/archive/news_release_051705.html	0
■ 192.	2008 National Expo Photo Gallery P3 NCER ORD US EPA http://es.epa.gov/ncer/p3/event_2008/event_photos/expo/expo.html	0
■ 193.	SU832486 2005 Project Descriptions and Photos P3 NCER ORD US EPA http://es.epa.gov/ncer/p3/project_websites/2005/su832486.html	0
■ 194.	Project Descriptions and Photos P3 NCER ORD US EPA http://es.epa.gov/ncer/p3/project_websites/2004/su831830.html	0
■ 195.	Students Work on Ideas for 'People, Prosperity and the Planet' 2006 Newsroom P3 NCER ORD US EPA http://es.epa.gov/ncer/p3/press/may_21_2006voa.html	0
■ 196.	SU833175 2006 Project Descriptions and Photos P3 NCER ORD US EPA http://es.epa.gov/ncer/p3/project_websites/2006/su833175.html	0
■ 197.	Project Descriptions and Photos P3 NCER ORD US EPA http://es.epa.gov/ncer/p3/project_websites/2004/su831818.html	0

	Pages	Average Time to Serve (ms)
198.	SU833195 2006 Project Descriptions and Photos P3 NCER ORD US EPA http://es.epa.gov/ncer/p3/project_websites/2006/su833195.html	0
199.	P3 Award Competition P3 NCER ORD US EPA http://es.epa.gov/ncer/p3/awardcomp.html	0
200.	SU832477 2005 Project Descriptions and Photos P3 NCER ORD US EPA http://es.epa.gov/ncer/p3/project_websites/2005/su832477.html	0
Subtotal for rows: 1 - 200		-
Other		-
Total		-

items 1-200 of 1152

Pages - Help Card

 **Column Definitions**

Pages
Any displayed page. You can specify for each profile the types of files that qualify as a page. These settings can be changed by the WebTrends administrator.

Visits
Number of visits to this page. A visit is a series of actions that begins when a visitor views the first page from the server, and ends when the visitor leaves the site or remains idle beyond the idle-time limit. The default idle-time limit is thirty minutes. This time limit can be changed by the system administrator.

Views
Number of times this page was viewed by visitors.

Average Time Viewed
Average length of time the specified page was viewed. (The format is hh:mm:ss - hours:minutes:seconds.)

Average Time to Serve
Average amount of time (in milliseconds) it took to serve each document during the specified time interval. The time to serve spans from the time the server got a page request until it transmitted all the data.
Note: Zero values in this column probably indicates that your web server is not logging Time to Serve information.



Report Descriptions

Pages with good content and design are more likely to attract visitors and be revisited. Less popular pages on a site can be made more appealing by improving the content or incorporating design elements similar to that on the more important pages. Always remember that people are far more interested in content than in design, and average view times can help determine which content is most important to your visitors.

Content Groups

This report identifies the most popular groups of web site pages and how often they were visited.

Content Groups by Visits Trend

No data is available for this graph.

Content Groups by Visits

No data is available for this graph.

Content Groups

No data is available for this table.

Content Groups - Help Card



Column Definitions

Content Group

A defined group of web pages with specific things in common, such as the same types of products, services, or information.

Visits

Number of visits where the visitor viewed at least one page in the specified content group. A visit is a series of actions that begins when a visitor views their first page from the server, and ends when the visitor leaves the site or remains idle beyond the idle-time limit. The default idle-time limit is thirty minutes. This time limit can be changed by the system administrator.

Hits

Each file requested by a visitor registers as a hit. There can be several hits on each page. While the volume of hits reflects the amount of server traffic, it is not an accurate reflection of the number of pages viewed.



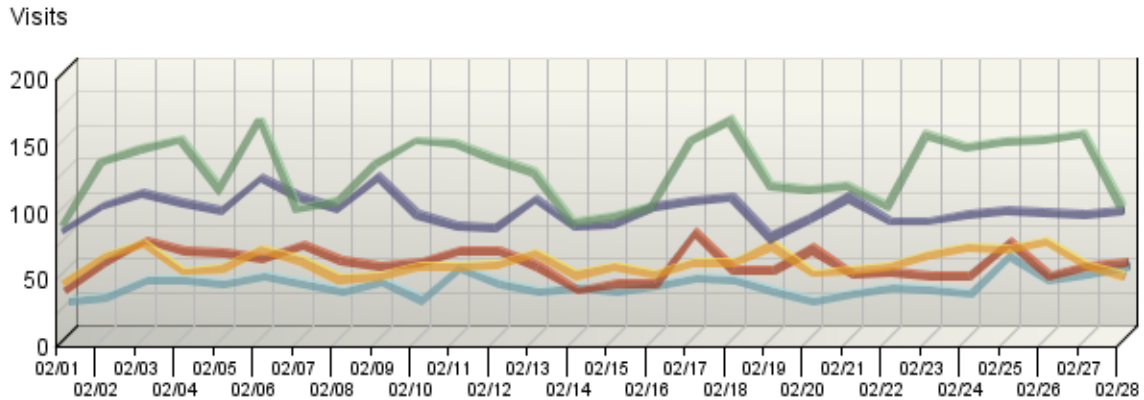
Report Descriptions

The information on this page can show you which content groups were most popular. This will reveal the reasons people visit your web site, and what is most interesting and least interesting to them.

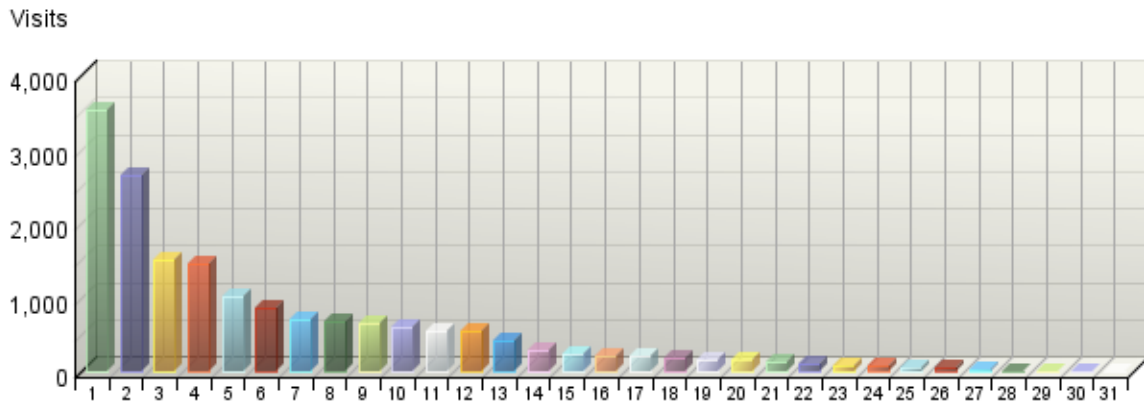
Directories

This report lists the most commonly accessed directories on your web site. This information can help determine the types of data most often requested.

Directories by Visits Trend



Directories by Visits



Directories

	Path To Directory	Visits	Hits	Kbytes Transferred
1.	http://es.epa.gov/ncer/p3/	3,532	7,596	120,960
2.	http://es.epa.gov/ncer/p3/project_websites	2,646	12,158	149,550
3.	http://es.epa.gov/ncer/p3/expo	1,514	2,480	150,181
4.	http://es.epa.gov/ncer/p3/press	1,462	4,828	365,333

	Path To Directory	Visits	Hits	Kbytes Transferred
5.	http://es.epa.gov/ncer/p3/event_2008	1,003	2,973	27,377
6.	http://es.epa.gov/ncer/p3/event_2006	858	3,189	22,486
7.	http://es.epa.gov/ncer/p3/project_photos	694	3,503	30,126
8.	http://es.epa.gov/ncer/p3/event_2005	673	2,596	9,778
9.	http://es.epa.gov/ncer/p3/event_2007	641	2,962	24,113
10.	http://es.epa.gov/ncer/p3/info	586	936	12,512
11.	http://es.epa.gov/ncer/p3/current	541	596	22,684
12.	http://es.epa.gov/ncer/p3/success	535	1,917	99,636
13.	http://es.epa.gov/ncer/p3/forum	418	756	52,877
14.	http://es.epa.gov/ncer/P3/teams	290	321	5,287
15.	http://es.epa.gov/ncer/p3/ceremony	232	252	3,416
16.	http://es.epa.gov/ncer/p3/apply	219	238	3,142
17.	http://es.epa.gov/ncer/p3/past	213	236	2,388
18.	http://es.epa.gov/ncer/p3/partners	169	188	1,763
19.	http://es.epa.gov/ncer/P3/forms	156	254	2,823
20.	http://es.epa.gov/ncer/p3/event_2009	146	168	1,867
21.	http://es.epa.gov/ncer/p3/other	125	135	3,057
22.	http://es.epa.gov/ncer/p3/photos_2006	91	110	621
23.	http://es.epa.gov/ncer/p3/eligibility	81	88	626
24.	http://es.epa.gov/ncer/p3/projects	65	70	808
25.	http://es.epa.gov/ncer/p3/epa	61	64	1,152
26.	http://es.epa.gov/ncer/p3recipients	40	63	403
27.	http://es.epa.gov/ncer/p3/multimedia	17	24	437,185
28.	http://es.epa.gov/ncer/p3/archive	12	12	168
29.	http://es.epa.gov/ncer/p3/images	11	17	624
30.	http://es.epa.gov/stats	3	8	2,441
31.	http://es.epa.gov/	1	2	45
Total		-	48,740	1,555,413

items 1-31 of 31

Directories - Help Card



Column Definitions

Path to Directory

The full URL path to the directory being analyzed.

Visits

Number of visits to pages within the specified directory. A visit is a series of actions that begins when a visitor views their first page from the server, and ends when the visitor leaves the site or remains idle beyond the idle-time limit. The default idle-time limit is thirty minutes. This time limit can be changed by the system administrator.

Hits

Each file requested by a visitor registers as a hit. There can be several hits on each page. While the volume of hits reflects the amount of server traffic, it is not an accurate reflection of the number of pages viewed.

Kbytes Transferred

Number of kilobytes of data transferred by the server from the specified directory to your visitors.



Report Descriptions

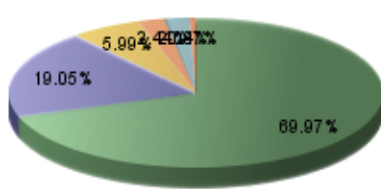
This report indicates the content visitors are most interested in. Use this information to determine which content areas to develop further, which areas to focus on less, and how you can arrange your content most effectively. If the table is sorted by kilobytes of data transferred, this page reveals what kind of data the server spends the most time transferring, and may suggest different ways to organize your data, or different ways to distribute the server load if you have more than one server.

Files Dashboard

This displays key graphs and tables that provide an overview of the Files chapter. When viewing through the on-demand interface, you can click on the title of a graph or table to navigate to the corresponding page.

Accessed File Types by Files

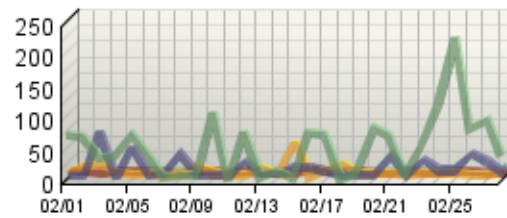
Files



- html
- htm
- pdf
- js
- scc
- Other

Downloaded Files Trend

Downloads



- /ncer/p3/success/...
- /ncer/p3/expo/2008...
- /ncer/p3/expo/p3pu...
- /ncer/p3/p3_factsh...
- /ncer/p3/flyer2.pdf

Uploaded Files

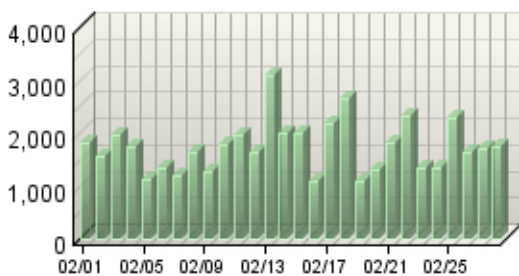
No data is available for this graph.

Hit Summary

Successful Hits for Entire Site	48,740
Average Hits per Day	1,740
Home Page Hits	2,525

Hits Trend

Hits

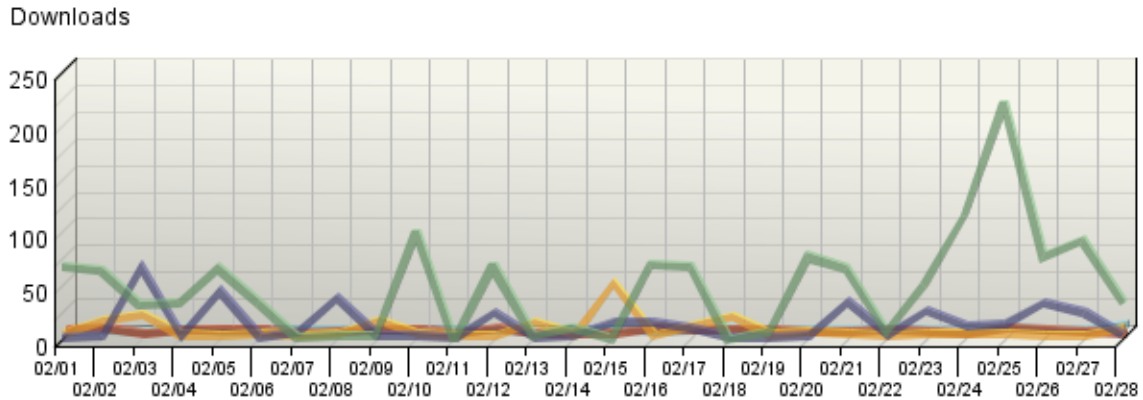


- Hits

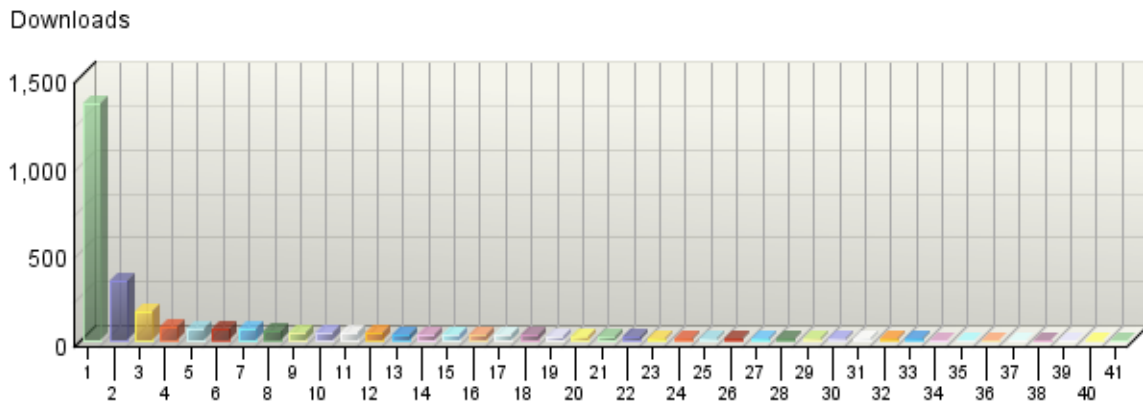
Downloaded Files

This report identifies the most popular files downloaded from your site.

Downloaded Files Trend



Downloaded Files



Downloaded Files


	Downloaded Files	Downloads	% Downloads	Visits
1.	http://es.epa.gov/ncer/p3/success/michigan.pdf	1,352	48.88%	86
2.	http://es.epa.gov/ncer/p3/expo/2008_P3_exp_programguide.pdf	338	12.22%	54
3.	http://es.epa.gov/ncer/p3/expo/p3publicbook041607.pdf	162	5.86%	51
4.	http://es.epa.gov/ncer/p3/p3_factsheet.pdf	76	2.75%	74

	Downloaded Files	Downloads	% Downloads	Visits
5.	http://es.epa.gov/ncer/p3/flyer2.pdf	70	2.53%	65
6.	http://es.epa.gov/ncer/p3/forum/forms/nsde_waiver010408.pdf	65	2.35%	62
7.	http://es.epa.gov/ncer/p3/expo/eateriesparking.pdf	63	2.28%	61
8.	http://es.epa.gov/ncer/p3/press/highcountypr ess.pdf	56	2.02%	40
9.	http://es.epa.gov/ncer/p3/flyer1.pdf	48	1.74%	47
10.	http://es.epa.gov/ncer/p3/forum/forms/2008_final_instructions.pdf	46	1.66%	42
11.	http://es.epa.gov/ncer/p3/forum/forms/poster_instructions.pdf	42	1.52%	42
12.	http://es.epa.gov/ncer/p3/forum/forms/poster_instructions.doc	40	1.45%	39
13.	http://es.epa.gov/ncer/p3/expo/agenda.pdf	37	1.34%	35
14.	http://es.epa.gov/ncer/p3/forum/forms/nsde_waiver010408.doc	34	1.23%	34
15.	http://es.epa.gov/ncer/p3/p3_comp_draft_schedule_2005.pdf	33	1.19%	31
16.	http://es.epa.gov/ncer/p3/forum/forms/media_release010408.doc	33	1.19%	33
17.	http://es.epa.gov/ncer/p3/forum/forms/2008_final_instructions.doc	33	1.19%	31
18.	http://es.epa.gov/ncer/p3/forum/forms/media_release010408.pdf	31	1.12%	31
19.	http://es.epa.gov/ncer/p3/p3_comp_alt_accomodations_2005.pdf	25	0.90%	24
20.	http://es.epa.gov/ncer/p3/forms/2005p3forms.pdf	19	0.69%	10
21.	http://es.epa.gov/ncer/p3/p3_comp_transp_hotel_info_2005.pdf	18	0.65%	18
22.	http://es.epa.gov/ncer/p3/event_2008/08_program_tc.pdf	17	0.61%	17
23.	http://es.epa.gov/ncer/p3/expo/judgingschedule.pdf	16	0.58%	16
24.	http://es.epa.gov/ncer/P3/teams/p3_final.pdf	15	0.54%	15
25.	http://es.epa.gov/ncer/p3/p3_flyer_2005.pdf	11	0.40%	11
26.	http://es.epa.gov/ncer/p3/teams/p3infopackage31907.pdf	10	0.36%	10
27.	http://es.epa.gov/ncer/p3/expo/arrivalprocedures.pdf	10	0.36%	9
28.	http://es.epa.gov/ncer/p3/p3_update.pdf	10	0.36%	10
29.	http://es.epa.gov/ncer/p3/Number_Assignments.pdf	9	0.33%	9
30.	http://es.epa.gov/ncer/p3/info/solardec101005.pdf	9	0.33%	8

	Downloaded Files	Downloads	% Downloads	Visits
31.	http://es.epa.gov/ncer/p3/p3_poster.pdf	7	0.25%	6
32.	http://es.epa.gov/ncer/p3/PosterInstructions.pdf	7	0.25%	7
33.	http://es.epa.gov/ncer/p3/current/instructions.pdf	6	0.22%	6
34.	http://es.epa.gov/stats/ncer/p3/p3_jan09.pdf	4	0.14%	2
35.	http://es.epa.gov/ncer/p3/p3_flyer_2005_version2.pdf	4	0.14%	4
36.	http://es.epa.gov/ncer/p3/p3_final_report_instructions.pdf	4	0.14%	4
37.	http://es.epa.gov/ncer/p3/p3_poster_factsheet.pdf	2	0.07%	2
38.	http://es.epa.gov/ncer/p3/press/growingbuildings.mp3	1	0.04%	1
39.	http://es.epa.gov/ncer/p3/info/solardec101405.pdf	1	0.04%	1
40.	http://es.epa.gov/stats/ncer/p3/p3_jan08.pdf	1	0.04%	1
41.	http://es.epa.gov/ncer/P3/forms/2004p3forms.pdf	1	0.04%	1
	Total	2,766	100.00%	1,050

items 1-41 of 41

Downloaded Files - Help Card

 **Column Definitions**

Files
The path and filename of the file being analyzed.

Downloads
Number of times the specified file was downloaded by a visitor. If an error occurred during a transfer, the transfer is not counted. Note that downloaded PDF files may cause an inflated count. See KnowledgeBase article NETIQKB2494 for more information.

Visits
Number of visits that accessed the specified files. A visit is a series of actions that begins when a visitor views their first page from the server, and ends when the visitor leaves the site or remains idle beyond the idle-time limit. The default idle-time limit is thirty minutes. This time limit can be changed by the system administrator.



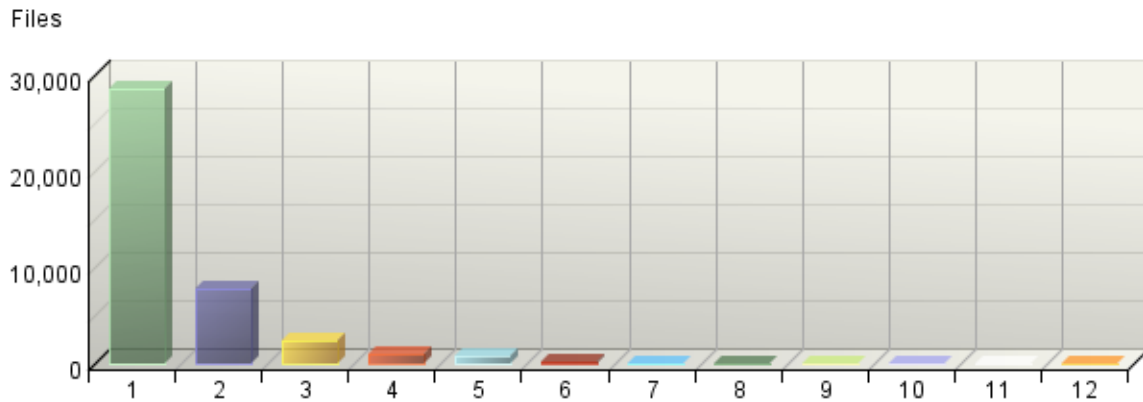
Report Descriptions

This information shows you the most popular downloadable files on your web site. Files that don't appear on the list, or appear low on the list, may require maintenance such as decreasing the file size, improving link placement, or elimination to make room for more popular content.

Accessed File Types

This report identifies the types of files accessed on your site and the total number of kilobytes of data transferred for each file type. Cached requests and erred hits are excluded from the totals.

Accessed File Types by Files



Accessed File Types

	File Type	Files	% Files	Kbytes Transferred
■	1. html	28,644	69.97%	468,198
■	2. htm	7,798	19.05%	38,214
■	3. pdf	2,453	5.99%	451,890
■	4. js	998	2.44%	3,273
■	5. scc	853	2.08%	321
■	6. doc	116	0.28%	4,745
■	7. ppt	40	0.10%	46,105
■	8. mp4	29	0.07%	540,476
■	9. db	5	0.01%	880
■	10. old	2	0.00%	31
■	11. mp3	1	0.00%	661
■	12. psd	1	0.00%	624
	Total	40,940	100.00%	1,555,413

items 1-12 of 12

Accessed File Types - Help Card



Column Definitions

File Type

Identifies types of files by their file extension. For example, a file named graphic.gif is identified as type "gif."

Files

Number of files of the specified type accessed by visitors to your site.

Kbytes Transferred

Number of kilobytes of data transferred for all files of the specified type.



Report Descriptions

This report provides general statistics for the type of data that visitors access on your site.

Uploaded Files

This report identifies the most popular files uploaded from a client to your servers using FTP PUT, HTTP PUT, or HTTP POST.

Uploaded Files

No data is available for this graph.

Uploaded Files

No data is available for this table.

Uploaded Files - Help Card



Column Definitions

Files

The path and filename of the uploaded file being analyzed.

Visits

Number of visits to your site where the specified file was uploaded to your servers. A visit is a series of actions that begins when a visitor views their first page from the server, and ends when the visitor leaves the site or remains idle beyond the idle-time limit. The default idle-time limit is thirty minutes. This time limit can be changed by the system administrator.

Uploads

Number of times the specified file was uploaded to your site. If an error occurred during a transfer, the transfer is not counted.



Report Descriptions

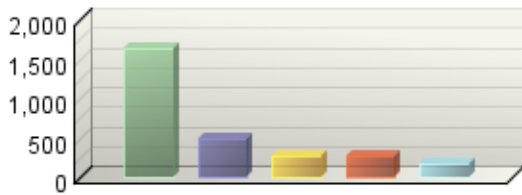
This report presents information on files that were uploaded to your servers during the period of the report. You may want to run virus scans on uploaded files.

Navigation Dashboard

This dashboard summarizes important information related to online navigation.

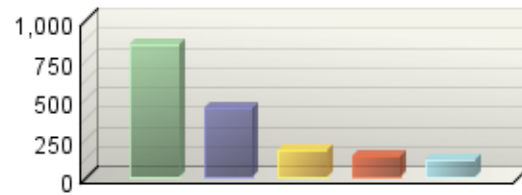
Entry Pages

Visits



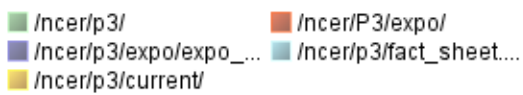
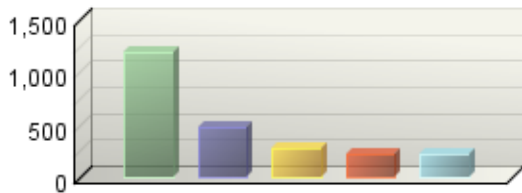
Single-Page Visits

Visits



Exit Pages

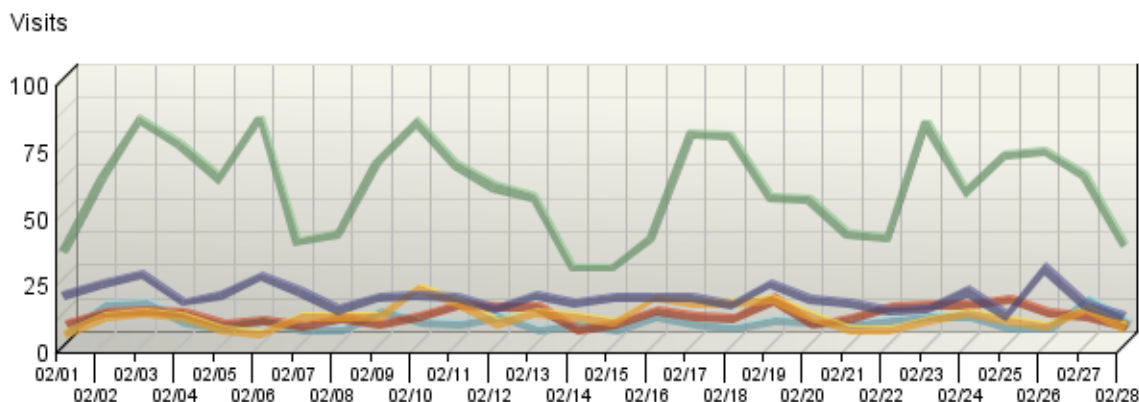
Visits



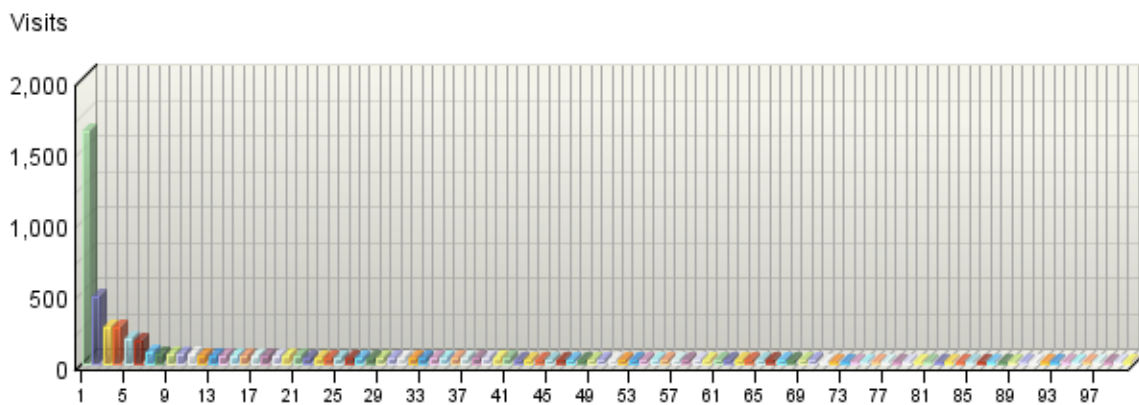
Entry Pages

This report shows the first or "entry" pages viewed in all visits. Every visit has one and only one Entry Page. A visit's entry page may or may not be the "home page." The Entry Page for a visit can depend on how a visitor arrived at your site: they may type an address into a browser, use a bookmark they made on a previous visit, click on a link on another site, click on a search engine results page, click on an on-line ad, or click on a link in an e-mail. Each of these links can point to your home page or any other page on your site

Entry Pages: Trend Over Time



Entry Pages



Entry Pages

	Pages	Visits	% Visits
■ 1.	P3 NCER ORD US EPA http://es.epa.gov/ncer/p3/	1,637	17.65%

	Pages	Visits	% Visits
2.	National Sustainable Design Expo 2008 P3 NCER ORD US EPA http://es.epa.gov/ncer/p3/expo/expo_2008.html	477	5.14%
3.	2008/2009 P3 Teams P3 NCER ORD US EPA http://es.epa.gov/ncer/p3/current/	260	2.80%
4.	National Sustainable Design Expo P3 NCER ORD US EPA http://es.epa.gov/ncer/P3/expo/	258	2.78%
5.	Basic Information P3 NCER ORD US EPA http://es.epa.gov/ncer/p3/fact_sheet.html	176	1.90%
6.	2008 P3 Award Winners P3 Award Winners and Successes P3 NCER ORD US EPA http://es.epa.gov/ncer/p3/project_websites/2008/2008awardwinners.html	157	1.69%
7.	Newsroom P3 NCER ORD US EPA http://es.epa.gov/ncer/p3/news.html	75	0.81%
8.	How to Apply Phase I - Project Development P3 NCER ORD US EPA http://es.epa.gov/ncer/p3/apply/	70	0.75%
9.	2008 Expo and P3 Videos P3 NCER ORD US EPA http://es.epa.gov/ncer/p3/multimedia.html	70	0.75%
10.	EPA: NCER: P3 Award: A National Student Design Competition for Sustainability focusing on People, Prosperity, and the Planet http://es.epa.gov/ncer/p3/designs_sustain_rfp.html	69	0.74%
11.	Car Fueled With Biogas From Cow Manure: WWU Students Convert Methane Into Natural Gas Newsroom P3 NCER ORD US EPA http://es.epa.gov/ncer/p3/press/04_22_07.html	63	0.68%
12.	Forum P3 NCER ORD US EPA http://es.epa.gov/ncer/p3/forum/	60	0.65%
13.	Forms P3 NCER ORD US EPA http://es.epa.gov/ncer/p3/forms/	58	0.63%
14.	P3 and Other Awards Ceremony P3 NCER ORD US EPA http://es.epa.gov/ncer/p3/ceremony/	56	0.60%
15.	Other Sustainability Resources P3 NCER ORD US EPA http://es.epa.gov/ncer/p3/other/	56	0.60%
16.	2007 P3 Award Winners P3 Award Winners and Successes P3 NCER ORD US EPA http://es.epa.gov/ncer/p3/project_websites/2007/2007awardwinners.html	55	0.59%
17.	2006 P3 Award Winners P3 Award Winners and Successes P3 NCER ORD US EPA http://es.epa.gov/ncer/p3/project_websites/2006/2006awardwinners.html	51	0.55%

	Pages	Visits	% Visits
18.	Knowing the Score Helps Students Save Energy P3 NCER ORD US EPA http://es.epa.gov/ncer/p3/success/oberlinfeature.html	51	0.55%
19.	Information for P3 Teams P3 NCER ORD US EPA http://es.epa.gov/ncer/p3/teams/	51	0.55%
20.	Contact Us P3 NCER ORD US EPA http://es.epa.gov/ncer/p3/contact.html	50	0.54%
21.	P3 Award Winners P3 NCER ORD US EPA http://es.epa.gov/ncer/p3/success/	49	0.53%
22.	2006 P3 Competitors Photo Gallery P3 NCER ORD US EPA http://es.epa.gov/ncer/p3/event_2006/2006_competitors.html	47	0.51%
23.	Information for Partners Info For P3 NCER ORD US EPA http://es.epa.gov/ncer/p3/info/partners.html	46	0.50%
24.	Photo Gallery P3 NCER ORD US EPA http://es.epa.gov/ncer/p3/photo.html	45	0.49%
25.	Current Partners Information for Partners P3 NCER ORD US EPA http://es.epa.gov/ncer/p3/partners/	44	0.47%
26.	Info for Co-Sponsors Information For P3 NCER ORD US EPA http://es.epa.gov/ncer/p3/info/cosponsors.html	44	0.47%
27.	Past P3 Projects P3 NCER ORD US EPA http://es.epa.gov/ncer/p3/past/	43	0.46%
28.	2006 Award Ceremony Agenda 2006 Newsroom P3 NCER ORD US EPA http://es.epa.gov/ncer/p3/press/awardagenda06.html	42	0.45%
29.	AAAS Research Programs Forum P3 NCER ORD US EPA http://es.epa.gov/ncer/p3/forum/aaas.html	42	0.45%
30.	2008 Expo and P3 Audio Files P3 NCER ORD US EPA http://es.epa.gov/ncer/p3/event_2008/audio_files/	42	0.45%
31.	EPA: NCER: P3: People, Prosperity and the Planet Student Design Competition for Sustainability: A National Student Design Competition for Sustainability focusing on People, Prosperity, and the Planet http://es.epa.gov/ncer/p3/designs_sustain_rfp_2005.html	41	0.44%
32.	Greening the Campus: Improving the Environmental Performance of Buildings and Institutions P3 NCER ORD US EPA http://es.epa.gov/ncer/p3/success/oberlin.html	39	0.42%
33.	Draft Schedule of Events National Sustainable Design Expo P3 NCER ORD US EPA http://es.epa.gov/ncer/p3/expo/events.html	39	0.42%

	Pages	Visits	% Visits
34.	EPA Sustainability Programs P3 NCER ORD US EPA http://es.epa.gov/ncer/p3/epa/	38	0.41%
35.	2005 Project Descriptions and Photos P3 NCER ORD US EPA http://es.epa.gov/ncer/p3/project_websites/2005/2005_phase_1_project_websites.html	38	0.41%
36.	University Teams Earn Sustainable Design Prizes - Biomethane Car And Learning Barge Among The Projects On The National Mall Newsroom P3 NCER ORD US EPA http://es.epa.gov/ncer/p3/press/04_26_07_msnbc.html	37	0.40%
37.	Peer Review Phase I - Project Development P3 NCER ORD US EPA http://es.epa.gov/ncer/P3/peerreview.html	37	0.40%
38.	2007/2008 P3 Teams Past P3 Projects P3 NCER ORD US EPA http://es.epa.gov/ncer/p3/project_websites/2008/	37	0.40%
39.	Grant Recipients P3 NCER ORD US EPA http://es.epa.gov/ncer/p3/grantrecip.html	37	0.40%
40.	Info for Exhibitors Information For P3 NCER ORD US EPA http://es.epa.gov/ncer/p3/become_exhibitor.html	35	0.38%
41.	Videos: Expo and P3 Overviews P3 NCER ORD US EPA http://es.epa.gov/ncer/p3/overviews.html	35	0.38%
42.	Media Info For P3 NCER ORD US EPA http://es.epa.gov/ncer/p3/info/media.html	33	0.36%
43.	Jeopardy! Quizzes America with Environmental Clues Newsroom Archive Newsroom P3 NCER ORD US EPA http://es.epa.gov/ncer/p3/press/05_07_07.html	33	0.36%
44.	Forms National Sustainable Design Expo P3 NCER ORD US EPA http://es.epa.gov/ncer/p3/expo/forms.html	33	0.36%
45.	Additional Awards P3 Award Competition P3 NCER ORD US EPA http://es.epa.gov/ncer/p3/addawards.html	33	0.36%
46.	2004 P3 Projects Past P3 Projects P3 NCER ORD US EPA http://es.epa.gov/ncer/p3/project_websites/2004_project_websites.html	31	0.33%
47.	2005 In Process Project Photos P3 NCER ORD US EPA http://es.epa.gov/ncer/p3/project_photos/2005_projects.html	31	0.33%
48.	http://es.epa.gov/ncer/p3/event_2008/08_date_loc.html	31	0.33%
49.	Resources P3 NCER ORD US EPA http://es.epa.gov/ncer/p3/resources.html	30	0.32%

	Pages	Visits	% Visits
50.	Shedding Light on Clean Drinking Water P3 NCER ORD US EPA http://es.epa.gov/ncer/p3/success/berkeley.html	30	0.32%
51.	Logistics National Sustainable Design Expo P3 NCER ORD US EPA http://es.epa.gov/ncer/p3/expo/logistics.html	29	0.31%
52.	2005 Phase 2 Award Winners and Honorable Mentions 2006 Newsroom P3 NCER ORD US EPA http://es.epa.gov/ncer/p3/project_websites/2004_phase_2_project_websites.html	28	0.30%
53.	Western Wins \$75,000 Grant - EPA Grant To Bolster Biogas Refinery Built By Students Newsroom P3 NCER ORD US EPA http://es.epa.gov/ncer/p3/press/05_01_07_western.html	28	0.30%
54.	Information For P3 NCER ORD US EPA http://es.epa.gov/ncer/p3/info/	28	0.30%
55.	Solicitation Opens Phase I - Project Development P3 NCER ORD US EPA http://es.epa.gov/ncer/p3/solopen.html	28	0.30%
56.	Making Water Treatment Plants Sustainable P3 NCER ORD US EPA http://es.epa.gov/ncer/p3/success/lehigh.html	26	0.28%
57.	The Virtual World Lets Students Ponder How to Save Mother Earth Newsroom P3 NCER ORD US EPA http://es.epa.gov/ncer/p3/press/11_14_06.html	26	0.28%
58.	Notification Phase I - Project Development P3 NCER ORD US EPA http://es.epa.gov/ncer/p3/notification.html	26	0.28%
59.	Phase II - P3 Award Winners P3 NCER ORD US EPA http://es.epa.gov/ncer/p3/award_winners.html	26	0.28%
60.	P3 Newsroom Archive 2006 Newsroom P3 NCER ORD US EPA http://es.epa.gov/ncer/p3/press/	25	0.27%
61.	2006/2007 P3 Teams P3 NCER ORD US EPA http://es.epa.gov/ncer/p3/project_websites/2006/	25	0.27%
62.	2007 P3 Competitors Photo Gallery P3 NCER ORD US EPA http://es.epa.gov/ncer/p3/event_2007/event_photos/teams/2007_competitors.html	24	0.26%
63.	Student Group Tests Solar Greenhouse Energy Efficiency Newsroom P3 NCER ORD US EPA http://es.epa.gov/ncer/p3/press/04_26_07_mtimes.html	23	0.25%
64.	Index of /ncer/p3/event_2007/event_photos/awards/ http://es.epa.gov/ncer/p3/event_2007/event_photos/awards/	23	0.25%

	Pages	Visits	% Visits
65.	Phase II - P3 Award Winners P3 NCER ORD US EPA http://es.epa.gov/ncer/p3/phase2follow.html	23	0.25%
66.	National Sustainable Design Expo Archive P3 NCER ORD US EPA http://es.epa.gov/ncer/p3/expo/expo_archive.html	23	0.25%
67.	2008 Judging Panel Information for P3 Teams P3 NCER ORD US EPA http://es.epa.gov/ncer/p3/event_2008/judges/bios.html	21	0.23%
68.	Application Overview Phase I - P3 Grant Competition/Proof of Concept P3 NCER ORD US EPA http://es.epa.gov/ncer/p3/appoverview.html	21	0.23%
69.	Announcements and Discussion Area Information for P3 Teams P3 NCER ORD US EPA http://es.epa.gov/ncer/p3/event_2008/08_announcements.html	21	0.23%
70.	Student Group Tests Solar Greenhouse Energy Efficiency Newsroom P3 NCER ORD US EPA http://es.epa.gov/ncer/p3/press/04_16_07.html	21	0.23%
71.	Frequently Asked Questions National Sustainable Design Expo P3 NCER ORD US EPA http://es.epa.gov/ncer/p3/expo/faq.html	20	0.22%
72.	EPA: P3 Award: Press Release http://es.epa.gov/ncer/p3/projects/	20	0.22%
73.	Publications P3 NCER ORD US EPA http://es.epa.gov/ncer/p3/publications.html	20	0.22%
74.	EPA: P3: People, Prosperity and the Planet Student Design Competition for Sustainability: Information for Faculty http://es.epa.gov/ncer/p3/info/faculty.html	20	0.22%
75.	Students Showcase Green Designs for the Planet Newsroom P3 NCER ORD US EPA http://es.epa.gov/ncer/p3/press/04_27_07_voa.html	20	0.22%
76.	Sustainable Design Expo Newsroom P3 NCER ORD US EPA http://es.epa.gov/ncer/p3/press/04_25_07.html	19	0.20%
77.	Eligibility P3 NCER ORD US EPA http://es.epa.gov/ncer/p3/eligibility/	19	0.20%
78.	Prosperity - Small Business Phase II - P3 Award Winners P3 NCER ORD US EPA http://es.epa.gov/ncer/p3/awardsmallbiz.html	19	0.20%
79.	Sustainability Challenge Areas P3 NCER ORD US EPA http://es.epa.gov/ncer/p3/challengearea.html	19	0.20%
80.	SU833521 2008 Project Descriptions P3 NCER ORD US EPA http://es.epa.gov/ncer/p3/project_websites/2008/su833521.html	18	0.19%

	Pages	Visits	% Visits
81.	WWU's Biogas Car Wins Award Newsroom P3 NCER ORD US EPA http://es.epa.gov/ncer/p3/press/04_27_07_bellingham.html	17	0.18%
82.	Phase I - Project Development P3 NCER ORD US EPA http://es.epa.gov/ncer/p3/phase1proof.html	17	0.18%
83.	2006 National Mall P3 Award Competition Agenda P3 NCER ORD US EPA http://es.epa.gov/ncer/p3/press/agenda06.html	17	0.18%
84.	EPA: P3: People, Prosperity and the Planet Student Design Competition for Sustainability: Information for P3 Teams http://es.epa.gov/ncer/p3/info/team.html	17	0.18%
85.	SU833522 2008 Project Descriptions P3 NCER ORD US EPA http://es.epa.gov/ncer/p3/project_websites/2008/su833522.html	16	0.17%
86.	2006-2007 Project Descriptions and Photos P3 NCER ORD US EPA http://es.epa.gov/ncer/p3/project_websites/2006/project_websites.html	16	0.17%
87.	SU833562 2008 Project Descriptions P3 NCER ORD US EPA http://es.epa.gov/ncer/p3/project_websites/2008/su833562.html	16	0.17%
88.	SU833524 2008 Project Descriptions P3 NCER ORD US EPA http://es.epa.gov/ncer/p3/project_websites/2008/su833524.html	16	0.17%
89.	Soundings - Biomethane Project Could Help Planet Newsroom P3 NCER ORD US EPA http://es.epa.gov/ncer/p3/press/04_22_07_olympian.html	16	0.17%
90.	Past P3 Projects by Topic Past P3 Projects P3 NCER ORD US EPA http://es.epa.gov/ncer/p3/abtable1.html	16	0.17%
91.	Judges P3 NCER ORD US EPA http://es.epa.gov/ncer/p3/judges.html	16	0.17%
92.	SU832484 2005 Project Descriptions and Photos P3 NCER ORD US EPA http://es.epa.gov/ncer/p3/event_2006/su832484/su832484.html	16	0.17%
93.	2008 Event Date and Location P3 NCER ORD US EPA http://es.epa.gov/ncer/p3/event_2009/09_date_loc.html	16	0.17%
94.	2007 Award Ceremony Photo Gallery P3 NCER ORD US EPA http://es.epa.gov/ncer/p3/event_2007/event_photos/awards/awards.html	15	0.16%

	Pages	Visits	% Visits
95.	Media Archive Info For P3 NCER ORD US EPA http://es.epa.gov/ncer/p3/info/media_archive.html	15	0.16%
96.	Lynden Cows Fuel WWU Vehicle Newsroom P3 NCER ORD US EPA http://es.epa.gov/ncer/p3/press/05_02_07_lynden.html	15	0.16%
97.	People - Education Phase II - P3 Award Winners P3: People, Prosperity and the Planet Student Design Competition for Sustainability US EPA http://es.epa.gov/ncer/p3/awardededucation.html	15	0.16%
98.	SU833946 2009 Project Descriptions P3 NCER ORD US EPA http://es.epa.gov/ncer/p3/project_websites/2009/su833946.html	14	0.15%
99.	SU833926 2009 Project Descriptions P3 NCER ORD US EPA http://es.epa.gov/ncer/p3/project_websites/2009/su833926.html	14	0.15%
100.	SU833549 2008 Project Descriptions P3 NCER ORD US EPA http://es.epa.gov/ncer/p3/project_websites/2008/su833549.html	14	0.15%
101.	SU833908 2009 Project Descriptions P3 NCER ORD US EPA http://es.epa.gov/ncer/p3/project_websites/2009/su833908.html	14	0.15%
102.	Senator Clinton Congratulates Clarkson University Students on Winning http://es.epa.gov/ncer/p3/press/may_11_2006hillary.html	14	0.15%
103.	Looking to the sky for a water supply 2006 Newsroom P3 NCER ORD US EPA http://es.epa.gov/ncer/P3/press/april_16_2006north.html	14	0.15%
104.	2008/2009 P3 Teams P3 NCER ORD US EPA http://es.epa.gov/ncer/p3/project_websites/2009/	14	0.15%
105.	2008 Award Ceremony Photo Gallery P3 NCER ORD US EPA http://es.epa.gov/ncer/p3/event_2008/event_photos/awards/awards.html	14	0.15%
106.	SU833553 2008 Project Descriptions P3 NCER ORD US EPA http://es.epa.gov/ncer/p3/project_websites/2008/su833553.html	13	0.14%
107.	Speaker's Biographies Awards Ceremony 2006 Newsroom P3 NCER ORD US EPA http://es.epa.gov/ncer/p3/press/awardsbios.html	13	0.14%
108.	2007 National Expo Photo Gallery P3 NCER ORD US EPA http://es.epa.gov/ncer/p3/event_2007/event_photos/expo/expo.html	13	0.14%

	Pages	Visits	% Visits
109.	SU832512 2005 Project Descriptions and Photos P3 NCER ORD US EPA http://es.epa.gov/ncer/p3/project_websites/2005/su832512.html	13	0.14%
110.	Employment Resources Forum P3 NCER ORD US EPA http://es.epa.gov/ncer/p3/forum/employ.html	13	0.14%
111.	2005 P3 Competitors P3 NCER ORD US EPA http://es.epa.gov/ncer/p3/project_photos/2005_competitors.html	13	0.14%
112.	2006 Award Ceremony Photo Gallery P3: People, Prosperity and the Planet Student Design Competition for Sustainability US EPA http://es.epa.gov/ncer/p3/event_2006/event_photos/awards/awards.html	13	0.14%
113.	SU833937 2009 Project Descriptions P3 NCER ORD US EPA http://es.epa.gov/ncer/p3/project_websites/2009/su833937.html	13	0.14%
114.	Index of /ncer/p3/event_2005/su831897/ http://es.epa.gov/ncer/p3/event_2005/su831897/	12	0.13%
115.	SU833930 2009 Project Descriptions P3 NCER ORD US EPA http://es.epa.gov/ncer/p3/project_websites/2009/su833930.html	12	0.13%
116.	SU833179 2006 Project Descriptions and Photos P3 NCER ORD US EPA http://es.epa.gov/ncer/p3/project_websites/2006/su833179.html	12	0.13%
117.	Page Title P3 NCER ORD US EPA http://es.epa.gov/ncer/p3/awardplanet.html	12	0.13%
118.	U.Va.'s Learning Barge Project Wins \$75,000 EPA P3 Award for Sustainable DESIGN 2007 Newsroom P3 NCER ORD US EPA http://es.epa.gov/ncer/p3/press/05_07_07_uva.html	12	0.13%
119.	Students shine at sustainable design contest Six university teams win EPA awards, dozens participated on National Mall 2006 Newsroom P3 NCER ORD US EPA http://es.epa.gov/ncer/p3/press/may_12_2006.html	12	0.13%
120.	2008 National Expo Photo Gallery P3 NCER ORD US EPA http://es.epa.gov/ncer/p3/event_2008/event_photos/expo/expo.html	12	0.13%
121.	National Mall Map 2006 Newsroom P3 NCER ORD US EPA http://es.epa.gov/ncer/p3/press/mall_map06.html	12	0.13%
122.	SU833147 2006 Project Descriptions and Photos P3 NCER ORD US EPA http://es.epa.gov/ncer/p3/project_websites/2006/su833147.html	12	0.13%

	Pages	Visits	% Visits
123.	SU833935 2009 Project Descriptions P3 NCER ORD US EPA http://es.epa.gov/ncer/p3/project_websites/2009/su833935.html	12	0.13%
124.	SU833554 2008 Project Descriptions P3 NCER ORD US EPA http://es.epa.gov/ncer/p3/project_websites/2008/su833554.html	12	0.13%
125.	Community Essay 2006 Newsroom P3 NCER ORD US EPA http://es.epa.gov/ncer/p3/press/zimmerman_say_10_19_2005.html	11	0.12%
126.	SU833149 2006 Project Descriptions and Photos P3 NCER ORD US EPA http://es.epa.gov/ncer/p3/project_websites/2006/su833149.html	11	0.12%
127.	SU833546 2008 Project Descriptions P3 NCER ORD US EPA http://es.epa.gov/ncer/p3/project_websites/2008/su833546.html	11	0.12%
128.	SU833944 2009 Project Descriptions P3 NCER ORD US EPA http://es.epa.gov/ncer/p3/project_websites/2009/su833944.html	11	0.12%
129.	SU833522 2007/2008 P3 Teams P3 NCER ORD US EPA http://es.epa.gov/ncer/p3/event_2008/event_photos/teams/su833522/su833522.html	11	0.12%
130.	National Sustainable Design Expo 2007 Exhibitors P3 NCER ORD US EPA http://es.epa.gov/ncer/p3/expo/weblast_exhibitors2007.html	11	0.12%
131.	National Sustainable Design Expo 2008 Exhibitors P3 NCER ORD US EPA http://es.epa.gov/ncer/p3/expo/weblast_exhibitors2008.html	11	0.12%
132.	P3 Award Competition P3 NCER ORD US EPA http://es.epa.gov/ncer/p3/awardcomp.html	11	0.12%
133.	SU833517 2008 Project Descriptions P3 NCER ORD US EPA http://es.epa.gov/ncer/p3/project_websites/2008/su833517.html	11	0.12%
134.	SU833558 2008 Project Descriptions P3 NCER ORD US EPA http://es.epa.gov/ncer/p3/project_websites/2008/su833558.html	11	0.12%
135.	SU833913 2009 Project Descriptions P3 NCER ORD US EPA http://es.epa.gov/ncer/p3/project_websites/2009/su833913.html	11	0.12%

	Pages	Visits	% Visits
136.	Illinois Team Is A Winner In EPA Competition Newsroom P3 NCER ORD US EPA http://es.epa.gov/ncer/p3/press/05_01_07_uiuc.html	11	0.12%
137.	Project Descriptions and Photos P3 NCER ORD US EPA http://es.epa.gov/ncer/p3/project_websites/2004/su831827.html	11	0.12%
138.	SU833157 2006 Project Descriptions and Photos P3 NCER ORD US EPA http://es.epa.gov/ncer/p3/project_websites/2006/su833157.html	11	0.12%
139.	Index of /ncer/p3/project_photos/su831897/ http://es.epa.gov/ncer/p3/project_photos/su831897/	11	0.12%
140.	SU833512 2007/2008 P3 Teams P3 NCER ORD US EPA http://es.epa.gov/ncer/p3/event_2008/event_photos/teams/su833514/su833514.html	11	0.12%
141.	2006 National Expo Photo Gallery P3: People, Prosperity and the Planet Student Design Competition for Sustainability US EPA http://es.epa.gov/ncer/p3/event_2006/event_photos/mall_event_general/expo.html	11	0.12%
142.	SU832509 2005 Project Descriptions and Photos P3 NCER ORD US EPA http://es.epa.gov/ncer/p3/project_websites/2005/su832509.html	10	0.11%
143.	SU832489 2005 Project Descriptions and Photos P3 NCER ORD US EPA http://es.epa.gov/ncer/p3/project_websites/2005/su832489.html	10	0.11%
144.	SU832495 2005 Project Descriptions and Photos P3 NCER ORD US EPA http://es.epa.gov/ncer/p3/project_websites/2005/su832495.html	10	0.11%
145.	Index of /ncer/p3/project_photos/su831865/ http://es.epa.gov/ncer/p3/project_photos/su831865/	10	0.11%
146.	2008 P3 Competitors Photo Gallery P3 NCER ORD US EPA http://es.epa.gov/ncer/p3/event_2008/event_photos/teams/2008_competitors.html	10	0.11%
147.	SU833513 2008 Project Descriptions P3 NCER ORD US EPA http://es.epa.gov/ncer/p3/project_websites/2008/su833513.html	10	0.11%
148.	EPA: NCER: P3 http://es.epa.gov/ncer/P3recipients/2005/	10	0.11%
149.	SU833945 2009 Project Descriptions P3 NCER ORD US EPA http://es.epa.gov/ncer/p3/project_websites/2009/su833945.html	10	0.11%

	Pages	Visits	% Visits
150.	SU833170 2006 Project Descriptions and Photos P3 NCER ORD US EPA http://es.epa.gov/ncer/p3/project_websites/2006/su833170.html	10	0.11%
151.	Index of /ncer/p3/project_photos/su831825/ http://es.epa.gov/ncer/p3/project_photos/su831825/	10	0.11%
152.	SU833939 2009 Project Descriptions P3 NCER ORD US EPA http://es.epa.gov/ncer/p3/project_websites/2009/su833939.html	10	0.11%
153.	SU833931 2009 Project Descriptions P3 NCER ORD US EPA http://es.epa.gov/ncer/p3/project_websites/2009/su833931.html	10	0.11%
154.	Judges 2006 P3 NCER ORD US EPA http://es.epa.gov/ncer/p3/info/judges06.html	10	0.11%
155.	2005 Photo Gallery P3 NCER ORD US EPA http://es.epa.gov/ncer/p3/event_2005/event_photos/award_ceremony/awards.html	10	0.11%
156.	Students Step it up for Sustainability 2006 Newsroom P3 NCER ORD US EPA http://es.epa.gov/ncer/p3/press/june_28_2006ord.html	10	0.11%
157.	SU833545 2008 Project Descriptions P3 NCER ORD US EPA http://es.epa.gov/ncer/p3/project_websites/2008/su833545.html	10	0.11%
158.	SU833916 2009 Project Descriptions P3 NCER ORD US EPA http://es.epa.gov/ncer/p3/project_websites/2009/su833916.html	10	0.11%
159.	National Mall Map 2006 Newsroom P3 NCER ORD US EPA http://es.epa.gov/ncer/p3/press/mall_map.html	10	0.11%
160.	SU833561 2008 Project Descriptions P3 NCER ORD US EPA http://es.epa.gov/ncer/p3/project_websites/2008/su833561.html	10	0.11%
161.	"Growing" Buildings 2006 Newsroom P3 NCER ORD US EPA http://es.epa.gov/ncer/p3/press/may_14_2006.html	10	0.11%
162.	Green Technology at the Sustainable Design http://es.epa.gov/ncer/p3/press/may_12_2006down.html	10	0.11%
163.	SU833920 2009 Project Descriptions P3 NCER ORD US EPA http://es.epa.gov/ncer/p3/project_websites/2009/su833920.html	10	0.11%
164.	Green Dorm Project snags \$75,000 2006 Newsroom P3 NCER ORD US EPA http://es.epa.gov/ncer/p3/press/may_19_2006stanford.html	10	0.11%

	Pages	Visits	% Visits
165.	Judges Photo Photo Gallery P3 NCER ORD US EPA http://es.epa.gov/ncer/p3/event_2005/event_photos/judges/judges.html	10	0.11%
166.	SU833528 2008 Project Descriptions P3 NCER ORD US EPA http://es.epa.gov/ncer/p3/project_websites/2008/su833528.html	10	0.11%
167.	SU833919 2009 Project Descriptions P3 NCER ORD US EPA http://es.epa.gov/ncer/p3/project_websites/2009/su833919.html	9	0.10%
168.	SU833530 2008 Project Descriptions P3 NCER ORD US EPA http://es.epa.gov/ncer/p3/project_websites/2008/su833530.html	9	0.10%
169.	National Sustainable Design Expo Co-Sponsors Information For P3 NCER ORD US EPA http://es.epa.gov/ncer/p3/info/cosponsors_archive.html	9	0.10%
170.	Going for the Gold with Green Technology 2006 Newsroom P3 NCER ORD US EPA http://es.epa.gov/ncer/p3/press/may_11_2006epa.html	9	0.10%
171.	SU833921 2009 Project Descriptions P3 NCER ORD US EPA http://es.epa.gov/ncer/p3/project_websites/2009/su833921.html	9	0.10%
172.	SU833914 2009 Project Descriptions P3 NCER ORD US EPA http://es.epa.gov/ncer/p3/project_websites/2009/su833914.html	9	0.10%
173.	SU833178 2006 Project Descriptions and Photos P3 NCER ORD US EPA http://es.epa.gov/ncer/p3/project_websites/2006/su833178.html	9	0.10%
174.	SU833941 2009 Project Descriptions P3 NCER ORD US EPA http://es.epa.gov/ncer/p3/project_websites/2009/su833941.html	9	0.10%
175.	Student Engineering Group Wins Honorable http://es.epa.gov/ncer/P3/press/may_17_2006iowa.html	9	0.10%
176.	SU833936 2009 Project Descriptions P3 NCER ORD US EPA http://es.epa.gov/ncer/p3/project_websites/2009/su833936.html	9	0.10%
177.	SU833148 2006 Project Descriptions and Photos P3 NCER ORD US EPA http://es.epa.gov/ncer/p3/project_websites/2006/su833148.html	9	0.10%

	Pages	Visits	% Visits
178.	CLOSED-LOOP BIODIESEL PRODUCTION AMONG WINNERS AT NATIONAL SUSTAINABLE DESIGN EXPO 2006 Newsroom P3 NCER ORD US EPA http://es.epa.gov/ncer/p3/press/may_11_2006eesi.html	9	0.10%
179.	First National Sustainable Design Expo to Showcase Innovative 'Green Technology' 2006 Newsroom P3 NCER ORD US EPA http://es.epa.gov/ncer/p3/press/may_04w_2006.html	9	0.10%
180.	SU833923 2009 Project Descriptions P3 NCER ORD US EPA http://es.epa.gov/ncer/p3/project_websites/2009/su833923.html	9	0.10%
181.	Index of /ncer/p3/images/ http://es.epa.gov/ncer/p3/images/	9	0.10%
182.	SU833524 2007/2008 P3 Teams P3 NCER ORD US EPA http://es.epa.gov/ncer/p3/event_2008/event_photos/teams/su833524/su833524.html	9	0.10%
183.	NEWS RELEASE P3 NCER ORD US EPA http://es.epa.gov/ncer/P3/press/archive/news_release_051705.html	9	0.10%
184.	Announcements Archive National Sustainable Design Expo Archive Expo P3 NCER ORD US EPA http://es.epa.gov/ncer/p3/announcement_archive.html	9	0.10%
185.	People, Prosperity, and the Planet Newsroom P3 NCER ORD US EPA http://es.epa.gov/ncer/p3/press/blog_05_02_07.html	9	0.10%
186.	SU833549 2007/2008 P3 Teams P3 NCER ORD US EPA http://es.epa.gov/ncer/p3/event_2008/event_photos/teams/su833549/su833549.html	9	0.10%
187.	SU832500 2005 Project Descriptions and Photos P3 NCER ORD US EPA http://es.epa.gov/ncer/p3/event_2006/su832500/su832500.html	9	0.10%
188.	SU833518 2007/2008 P3 Teams P3 NCER ORD US EPA http://es.epa.gov/ncer/p3/event_2008/event_photos/teams/su833518/su833518.html	9	0.10%
189.	SU832488 2005 Project Descriptions and Photos P3 NCER ORD US EPA http://es.epa.gov/ncer/p3/project_websites/2005/su832488.html	9	0.10%
190.	SU833929 2009 Project Descriptions P3 NCER ORD US EPA http://es.epa.gov/ncer/p3/project_websites/2009/su833929.html	9	0.10%

	Pages	Visits	% Visits
191.	SU833512 2007/2008 P3 Teams P3 NCER ORD US EPA http://es.epa.gov/ncer/p3/event_2008/event_photos/teams/su833512/su833512.html	9	0.10%
192.	Green Event Strategies National Sustainable Design Expo P3 NCER ORD US EPA http://es.epa.gov/ncer/p3/greenevent.html	9	0.10%
193.	SU832510 2005 Project Descriptions and Photos P3 NCER ORD US EPA http://es.epa.gov/ncer/p3/project_websites/2005/su832510.html	9	0.10%
194.	SU833169 2006 Project Descriptions and Photos P3 NCER ORD US EPA http://es.epa.gov/ncer/p3/project_websites/2006/su833169.html	9	0.10%
195.	SU833534 2007/2008 P3 Teams P3 NCER ORD US EPA http://es.epa.gov/ncer/p3/event_2008/event_photos/teams/su833534/su833534.html	8	0.09%
196.	SU833183 2006 Project Descriptions and Photos P3 NCER ORD US EPA http://es.epa.gov/ncer/p3/project_websites/2006/su833183.html	8	0.09%
197.	Larsen Congratulates Western Washington Students on Winning EPA's P3 Award Newsroom P3 NCER ORD US EPA http://es.epa.gov/ncer/p3/press/04_26_07_rep_larsen.html	8	0.09%
198.	Project Descriptions and Photos P3 NCER ORD US EPA http://es.epa.gov/ncer/p3/project_websites/2004/su831853.html	8	0.09%
199.	Professors, Students Make Environmentally Sustainable House Newsroom P3 NCER ORD US EPA http://es.epa.gov/ncer/p3/press/04_26_07_ballstate.html	8	0.09%
200.	SU833553 2007/2008 P3 Teams P3 NCER ORD US EPA http://es.epa.gov/ncer/p3/event_2008/event_photos/teams/su833553/su833553.html	8	0.09%
Subtotal for rows: 1 - 200		6,988	75.35%
Other		2,286	24.65%
Total		9,274	100.00%

items 1-200 of 929

Entry Pages - Help Card



Column Definitions

Entry Page

The first page in a given visit. Every visit has one and only one entry page.

Visits

For each entry page, the total number of visits that began with that entry page, during this time period.

%

For each page (row), the percentage of all visits to the site that went to that particular page during the report time period.



Report Descriptions

Briefly:

A visit can begin on a given page if a visitor:

- types the URL of the page in their browser then clicks on "Go"
- clicks on a bookmark to the page (stored from a previous visit)
- clicks on a link on a different site that points to the file. The link can appear to be text or an image, such as a banner ad.
- clicks on a link to the page in an e-mail. Again, the link can appear to be text or an image.
- clicks on a link on a search engine results page that points to this page
- activates an applet on another site or in a program that transfers them to this page

Finally, a visit can seem to begin on a given page if a visitor was already on the site, but allowed more than 30 minutes to elapse between clicks. When such a pause occurs, WebTrends counts two visits, one before and one after the pause. In other words, WebTrends considers a timeout of more than 30 minutes to be a de facto end of a visit. Consequently, the first page visited after the long pause will appear as an Entry Page for a new visit. Likewise, the last Page Viewed before the long pause will appear in the Exit Pages report. (*Note: the timeout is configurable in WebTrends via Options*)

If your site has more than one URL for a certain page, for example, /home.html and /home.asp, consider combining their statistics to get an accurate picture of how frequently that page's content is seen.

Uses and Interpretation:

Look at each page on the Entry Pages report and ask yourself whether it is suitable as the first page a visitor sees. For example, it can be argued that entry pages should:

- identify the site and/or brand
- have a clear link to the home page
- show the same navigation bars as the rest of the site

If a page that's frequently an entry page doesn't do all these things, consider modifying it to conform with best practices.

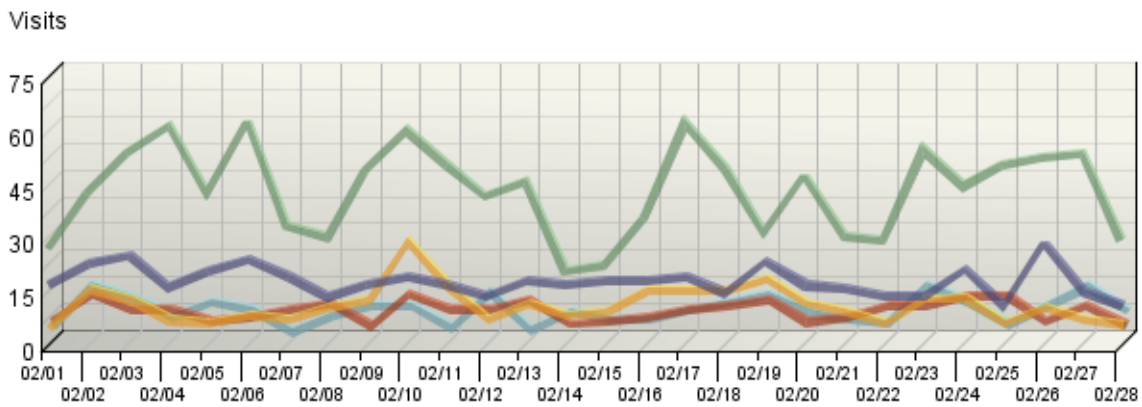
Other relevant reports and analyses:

1. Referring URLs for these entry pages.
2. Relationship to Exit Pages and Single Page Visits.
3. Correcting for multiple URLs for the same Page View.

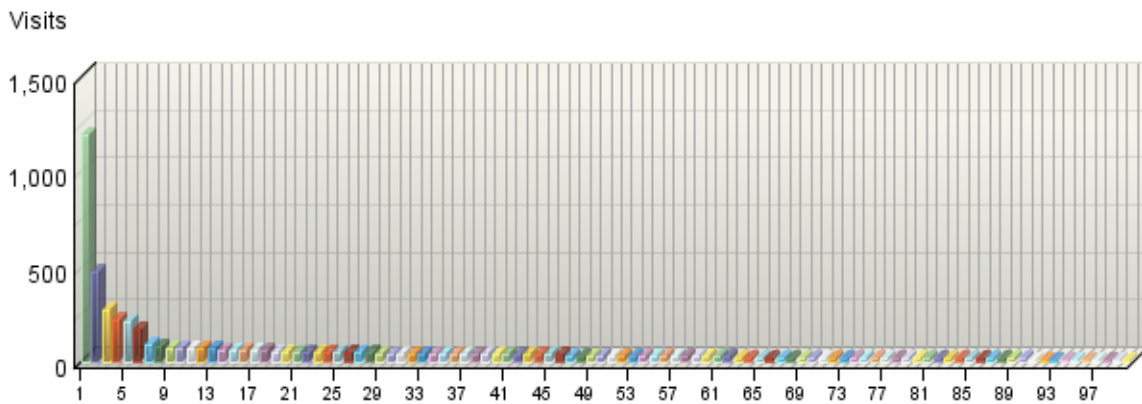
Exit Pages

This report shows the last or "exit" page of all visits. The visits may have finished for a number of reasons: the visitor went to another site, clicked on one of your site's links that took them to another site, closed the browser, or was inactive long enough for WebTrends to have counted the visit as ended.

Exit Pages: Trend Over Time



Exit Pages



Exit Pages

	Pages	Visits	% Visits
■ 1.	P3 NCER ORD US EPA http://es.epa.gov/ncer/p3/	1,197	12.92%

	Pages	Visits	% Visits
2.	National Sustainable Design Expo 2008 P3 NCER ORD US EPA http://es.epa.gov/ncer/p3/expo/expo_2008.html	473	5.10%
3.	2008/2009 P3 Teams P3 NCER ORD US EPA http://es.epa.gov/ncer/p3/current/	274	2.96%
4.	National Sustainable Design Expo P3 NCER ORD US EPA http://es.epa.gov/ncer/P3/expo/	219	2.36%
5.	Basic Information P3 NCER ORD US EPA http://es.epa.gov/ncer/p3/fact_sheet.html	216	2.33%
6.	2008 P3 Award Winners P3 Award Winners and Successes P3 NCER ORD US EPA http://es.epa.gov/ncer/p3/project_websites/2008/2008awardwinners.html	173	1.87%
7.	2008 Expo and P3 Videos P3 NCER ORD US EPA http://es.epa.gov/ncer/p3/multimedia.html	94	1.01%
8.	P3 and Other Awards Ceremony P3 NCER ORD US EPA http://es.epa.gov/ncer/p3/ceremony/	81	0.87%
9.	Newsroom P3 NCER ORD US EPA http://es.epa.gov/ncer/p3/news.html	76	0.82%
10.	2007 P3 Award Winners P3 Award Winners and Successes P3 NCER ORD US EPA http://es.epa.gov/ncer/p3/project_websites/2007/2007awardwinners.html	67	0.72%
11.	Current Partners Information for Partners P3 NCER ORD US EPA http://es.epa.gov/ncer/p3/partners/	67	0.72%
12.	EPA: NCER: P3 Award: A National Student Design Competition for Sustainability focusing on People, Prosperity, and the Planet http://es.epa.gov/ncer/p3/designs_sustain_rfp.html	66	0.71%
13.	How to Apply Phase I - Project Development P3 NCER ORD US EPA http://es.epa.gov/ncer/p3/apply/	66	0.71%
14.	Photo Gallery P3 NCER ORD US EPA http://es.epa.gov/ncer/p3/photo.html	62	0.67%
15.	Forms P3 NCER ORD US EPA http://es.epa.gov/ncer/P3/forms/	61	0.66%
16.	Information for P3 Teams P3 NCER ORD US EPA http://es.epa.gov/ncer/p3/teams/	60	0.65%
17.	Forum P3 NCER ORD US EPA http://es.epa.gov/ncer/p3/forum/	59	0.64%
18.	Car Fueled With Biogas From Cow Manure: WWU Students Convert Methane Into Natural Gas Newsroom P3 NCER ORD US EPA http://es.epa.gov/ncer/p3/press/04_22_07.html	58	0.63%

	Pages	Visits	% Visits
19.	2006 P3 Competitors Photo Gallery P3 NCER ORD US EPA http://es.epa.gov/ncer/p3/event_2006/2006_competitors.html	54	0.58%
20.	Draft Schedule of Events National Sustainable Design Expo P3 NCER ORD US EPA http://es.epa.gov/ncer/p3/expo/events.html	54	0.58%
21.	Other Sustainability Resources P3 NCER ORD US EPA http://es.epa.gov/ncer/p3/other/	53	0.57%
22.	P3 Award Winners P3 NCER ORD US EPA http://es.epa.gov/ncer/p3/success/	53	0.57%
23.	Additional Awards P3 Award Competition P3 NCER ORD US EPA http://es.epa.gov/ncer/p3/addawards.html	51	0.55%
24.	2006 P3 Award Winners P3 Award Winners and Successes P3 NCER ORD US EPA http://es.epa.gov/ncer/p3/project_websites/2006/2006awardwinners.html	50	0.54%
25.	Knowing the Score Helps Students Save Energy P3 NCER ORD US EPA http://es.epa.gov/ncer/p3/success/oberlinfeature.html	49	0.53%
26.	Info for Exhibitors Information For P3 NCER ORD US EPA http://es.epa.gov/ncer/p3/become_exhibitor.html	49	0.53%
27.	Videos: Expo and P3 Overviews P3 NCER ORD US EPA http://es.epa.gov/ncer/p3/overviews.html	49	0.53%
28.	Contact Us P3 NCER ORD US EPA http://es.epa.gov/ncer/p3/contact.html	49	0.53%
29.	Past P3 Projects P3 NCER ORD US EPA http://es.epa.gov/ncer/p3/past/	45	0.49%
30.	Logistics National Sustainable Design Expo P3 NCER ORD US EPA http://es.epa.gov/ncer/p3/expo/logistics.html	44	0.47%
31.	2005 Project Descriptions and Photos P3 NCER ORD US EPA http://es.epa.gov/ncer/p3/project_websites/2005/2005_phase_1_project_websites.html	43	0.46%
32.	Solicitation Opens Phase I - Project Development P3 NCER ORD US EPA http://es.epa.gov/ncer/p3/solopen.html	41	0.44%
33.	National Sustainable Design Expo Archive P3 NCER ORD US EPA http://es.epa.gov/ncer/p3/expo/expo_archive.html	41	0.44%
34.	2007/2008 P3 Teams Past P3 Projects P3 NCER ORD US EPA http://es.epa.gov/ncer/p3/project_websites/2008/	41	0.44%

	Pages	Visits	% Visits
35.	EPA: NCER: P3: People, Prosperity and the Planet Student Design Competition for Sustainability: A National Student Design Competition for Sustainability focusing on People, Prosperity, and the Planet http://es.epa.gov/ncer/p3/designs_sustain_rfp_2005.html	41	0.44%
36.	Info for Co-Sponsors Information For P3 NCER ORD US EPA http://es.epa.gov/ncer/p3/info/cosponsors.html	40	0.43%
37.	Information for Partners Info For P3 NCER ORD US EPA http://es.epa.gov/ncer/p3/info/partners.html	40	0.43%
38.	Frequently Asked Questions National Sustainable Design Expo P3 NCER ORD US EPA http://es.epa.gov/ncer/p3/expo/faq.html	40	0.43%
39.	2008 Expo and P3 Audio Files P3 NCER ORD US EPA http://es.epa.gov/ncer/p3/event_2008/audio_files/	40	0.43%
40.	Media Info For P3 NCER ORD US EPA http://es.epa.gov/ncer/p3/info/media.html	38	0.41%
41.	EPA Sustainability Programs P3 NCER ORD US EPA http://es.epa.gov/ncer/p3/epa/	37	0.40%
42.	AAAS Research Programs Forum P3 NCER ORD US EPA http://es.epa.gov/ncer/p3/forum/aaas.html	37	0.40%
43.	2008 Event Date and Location P3 NCER ORD US EPA http://es.epa.gov/ncer/p3/event_2009/09_date_loc.html	37	0.40%
44.	Greening the Campus: Improving the Environmental Performance of Buildings and Institutions P3 NCER ORD US EPA http://es.epa.gov/ncer/p3/success/oberlin.html	36	0.39%
45.	Peer Review Phase I - Project Development P3 NCER ORD US EPA http://es.epa.gov/ncer/p3/peerreview.html	36	0.39%
46.	2006 Award Ceremony Agenda 2006 Newsroom P3 NCER ORD US EPA http://es.epa.gov/ncer/p3/press/awardagenda06.html	36	0.39%
47.	Grant Recipients P3 NCER ORD US EPA http://es.epa.gov/ncer/p3/grantrecip.html	35	0.38%
48.	Information For P3 NCER ORD US EPA http://es.epa.gov/ncer/p3/info/	34	0.37%
49.	Jeopardy! Quizzes America with Environmental Clues Newsroom Archive Newsroom P3 NCER ORD US EPA http://es.epa.gov/ncer/p3/press/05_07_07.html	34	0.37%
50.	Forms National Sustainable Design Expo P3 NCER ORD US EPA http://es.epa.gov/ncer/p3/expo/forms.html	32	0.35%

	Pages	Visits	% Visits
51.	University Teams Earn Sustainable Design Prizes - Biomethane Car And Learning Barge Among The Projects On The National Mall Newsroom P3 NCER ORD US EPA http://es.epa.gov/ncer/p3/press/04_26_07_msnbc.html	32	0.35%
52.	Application Overview Phase I - P3 Grant Competition/Proof of Concept P3 NCER ORD US EPA http://es.epa.gov/ncer/p3/appoverview.html	31	0.33%
53.	2007 P3 Competitors Photo Gallery P3 NCER ORD US EPA http://es.epa.gov/ncer/p3/event_2007/event_photos/teams/2007_competitors.html	31	0.33%
54.	Employment Resources Forum P3 NCER ORD US EPA http://es.epa.gov/ncer/p3/forum/employ.html	31	0.33%
55.	2005 In Process Project Photos P3 NCER ORD US EPA http://es.epa.gov/ncer/p3/project_photos/2005_projects.html	30	0.32%
56.	Notification Phase I - Project Development P3 NCER ORD US EPA http://es.epa.gov/ncer/p3/notification.html	30	0.32%
57.	P3 Newsroom Archive 2006 Newsroom P3 NCER ORD US EPA http://es.epa.gov/ncer/p3/press/	28	0.30%
58.	Phase II - P3 Award Winners P3 NCER ORD US EPA http://es.epa.gov/ncer/p3/award_winners.html	27	0.29%
59.	2005 Phase 2 Award Winners and Honorable Mentions 2006 Newsroom P3 NCER ORD US EPA http://es.epa.gov/ncer/p3/project_websites/2004_phase_2_project_websites.html	27	0.29%
60.	2004 P3 Projects Past P3 Projects P3 NCER ORD US EPA http://es.epa.gov/ncer/p3/project_websites/2004_project_websites.html	26	0.28%
61.	Eligibility P3 NCER ORD US EPA http://es.epa.gov/ncer/p3/eligibility/	26	0.28%
62.	Shedding Light on Clean Drinking Water P3 NCER ORD US EPA http://es.epa.gov/ncer/p3/success/berkeley.html	26	0.28%
63.	Student Group Tests Solar Greenhouse Energy Efficiency Newsroom P3 NCER ORD US EPA http://es.epa.gov/ncer/p3/press/04_16_07.html	24	0.26%
64.	The Virtual World Lets Students Ponder How to Save Mother Earth Newsroom P3 NCER ORD US EPA http://es.epa.gov/ncer/p3/press/11_14_06.html	24	0.26%

	Pages	Visits	% Visits
65.	Sustainability Challenge Areas P3 NCER ORD US EPA http://es.epa.gov/ncer/p3/challengearea.html	23	0.25%
66.	EPA: P3 Award: Press Release http://es.epa.gov/ncer/p3/projects/	23	0.25%
67.	Making Water Treatment Plants Sustainable P3 NCER ORD US EPA http://es.epa.gov/ncer/p3/success/lehigh.html	23	0.25%
68.	SU833521 2008 Project Descriptions P3 NCER ORD US EPA http://es.epa.gov/ncer/p3/project_websites/2008/su833521.html	22	0.24%
69.	Resources P3 NCER ORD US EPA http://es.epa.gov/ncer/p3/resources.html	22	0.24%
70.	2006/2007 P3 Teams P3 NCER ORD US EPA http://es.epa.gov/ncer/p3/project_websites/2006/	22	0.24%
71.	Past P3 Projects by Topic Past P3 Projects P3 NCER ORD US EPA http://es.epa.gov/ncer/p3/abtable1.html	21	0.23%
72.	Announcements and Discussion Area Information for P3 Teams P3 NCER ORD US EPA http://es.epa.gov/ncer/p3/event_2008/08_announcements.html	21	0.23%
73.	Western Wins \$75,000 Grant - EPA Grant To Bolster Biogas Refinery Built By Students Newsroom P3 NCER ORD US EPA http://es.epa.gov/ncer/p3/press/05_01_07_western.html	21	0.23%
74.	Index of /ncer/p3/event_2007/event_photos/awards/ http://es.epa.gov/ncer/p3/event_2007/event_photos/awards/	21	0.23%
75.	2008 Judging Panel Information for P3 Teams P3 NCER ORD US EPA http://es.epa.gov/ncer/p3/event_2008/judges/bios.html	21	0.23%
76.	Students Showcase Green Designs for the Planet Newsroom P3 NCER ORD US EPA http://es.epa.gov/ncer/p3/press/04_27_07_voa.html	20	0.22%
77.	Student Group Tests Solar Greenhouse Energy Efficiency Newsroom P3 NCER ORD US EPA http://es.epa.gov/ncer/p3/press/04_26_07_mtimes.html	20	0.22%
78.	Phase II - P3 Award Winners P3 NCER ORD US EPA http://es.epa.gov/ncer/p3/phase2follow.html	20	0.22%
79.	Prosperity - Small Business Phase II - P3 Award Winners P3 NCER ORD US EPA http://es.epa.gov/ncer/p3/awardsmallbiz.html	19	0.21%
80.	Phase I - Project Development P3 NCER ORD US EPA http://es.epa.gov/ncer/p3/phase1proof.html	19	0.21%
81.	Publications P3 NCER ORD US EPA http://es.epa.gov/ncer/p3/publications.html	18	0.19%

	Pages	Visits	% Visits
82.	EPA: P3: People, Prosperity and the Planet Student Design Competition for Sustainability: Information for Faculty http://es.epa.gov/ncer/p3/info/faculty.html	18	0.19%
83.	SU833524 2008 Project Descriptions P3 NCER ORD US EPA http://es.epa.gov/ncer/p3/project_websites/2008/su833524.html	18	0.19%
84.	SU833562 2008 Project Descriptions P3 NCER ORD US EPA http://es.epa.gov/ncer/p3/project_websites/2008/su833562.html	18	0.19%
85.	Senator Clinton Congratulates Clarkson University Students on Winning http://es.epa.gov/ncer/p3/press/may_11_2006hillary.html	17	0.18%
86.	Judges P3 NCER ORD US EPA http://es.epa.gov/ncer/p3/judges.html	17	0.18%
87.	Media Archive Info For P3 NCER ORD US EPA http://es.epa.gov/ncer/p3/info/media_archive.html	17	0.18%
88.	2006 National Mall P3 Award Competition Agenda P3 NCER ORD US EPA http://es.epa.gov/ncer/p3/press/agenda06.html	16	0.17%
89.	SU833546 2008 Project Descriptions P3 NCER ORD US EPA http://es.epa.gov/ncer/p3/project_websites/2008/su833546.html	16	0.17%
90.	SU832484 2005 Project Descriptions and Photos P3 NCER ORD US EPA http://es.epa.gov/ncer/p3/event_2006/su832484/su832484.html	16	0.17%
91.	2005 P3 Competitors P3 NCER ORD US EPA http://es.epa.gov/ncer/p3/project_photos/2005_competitors.html	15	0.16%
92.	National Mall Map 2006 Newsroom P3 NCER ORD US EPA http://es.epa.gov/ncer/p3/press/mall_map.html	15	0.16%
93.	2007 National Expo Photo Gallery P3 NCER ORD US EPA http://es.epa.gov/ncer/p3/event_2007/event_photos/expo/expo.html	15	0.16%
94.	SU833522 2008 Project Descriptions P3 NCER ORD US EPA http://es.epa.gov/ncer/p3/project_websites/2008/su833522.html	15	0.16%
95.	Lynden Cows Fuel WWU Vehicle Newsroom P3 NCER ORD US EPA http://es.epa.gov/ncer/p3/press/05_02_07_lynden.html	15	0.16%

	Pages	Visits	% Visits
96.	Soundings - Biomethane Project Could Help Planet Newsroom P3 NCER ORD US EPA http://es.epa.gov/ncer/p3/press/04_22_07_olympian.html	15	0.16%
97.	2008 Award Ceremony Photo Gallery P3 NCER ORD US EPA http://es.epa.gov/ncer/p3/event_2008/event_photos/awards/awards.html	15	0.16%
98.	SU833939 2009 Project Descriptions P3 NCER ORD US EPA http://es.epa.gov/ncer/p3/project_websites/2009/su833939.html	14	0.15%
99.	2007 Award Ceremony Photo Gallery P3 NCER ORD US EPA http://es.epa.gov/ncer/p3/event_2007/event_photos/awards/awards.html	14	0.15%
100.	Speaker's Biographies Awards Ceremony 2006 Newsroom P3 NCER ORD US EPA http://es.epa.gov/ncer/p3/press/awardsbios.html	14	0.15%
101.	EPA: P3: People, Prosperity and the Planet Student Design Competition for Sustainability: Information for P3 Teams http://es.epa.gov/ncer/p3/info/team.html	14	0.15%
102.	SU832512 2005 Project Descriptions and Photos P3 NCER ORD US EPA http://es.epa.gov/ncer/p3/project_websites/2005/su832512.html	14	0.15%
103.	Students shine at sustainable design contest Six university teams win EPA awards, dozens participated on National Mall 2006 Newsroom P3 NCER ORD US EPA http://es.epa.gov/ncer/p3/press/may_12_2006.html	14	0.15%
104.	SU833946 2009 Project Descriptions P3 NCER ORD US EPA http://es.epa.gov/ncer/p3/project_websites/2009/su833946.html	14	0.15%
105.	2006-2007 Project Descriptions and Photos P3 NCER ORD US EPA http://es.epa.gov/ncer/p3/project_websites/2006/project_websites.html	14	0.15%
106.	SU833916 2009 Project Descriptions P3 NCER ORD US EPA http://es.epa.gov/ncer/p3/project_websites/2009/su833916.html	14	0.15%
107.	Sustainable Design Expo Newsroom P3 NCER ORD US EPA http://es.epa.gov/ncer/p3/press/04_25_07.html	13	0.14%
108.	SU833938 2009 Project Descriptions P3 NCER ORD US EPA http://es.epa.gov/ncer/p3/project_websites/2009/su833938.html	13	0.14%

	Pages	Visits	% Visits
109.	2008/2009 P3 Teams P3 NCER ORD US EPA http://es.epa.gov/ncer/p3/project_websites/2009/	13	0.14%
110.	SU833908 2009 Project Descriptions P3 NCER ORD US EPA http://es.epa.gov/ncer/p3/project_websites/2009/su833908.html	13	0.14%
111.	SU833913 2009 Project Descriptions P3 NCER ORD US EPA http://es.epa.gov/ncer/p3/project_websites/2009/su833913.html	13	0.14%
112.	Looking to the sky for a water supply 2006 Newsroom P3 NCER ORD US EPA http://es.epa.gov/ncer/p3/press/april_16_2006north.html	13	0.14%
113.	National Sustainable Design Expo Co-Sponsors Information For P3 NCER ORD US EPA http://es.epa.gov/ncer/p3/info/cosponsors_archive.html	13	0.14%
114.	SU833927 2009 Project Descriptions P3 NCER ORD US EPA http://es.epa.gov/ncer/p3/project_websites/2009/su833927.html	13	0.14%
115.	SU833538 2008 Project Descriptions P3 NCER ORD US EPA http://es.epa.gov/ncer/p3/project_websites/2008/su833538.html	12	0.13%
116.	People - Education Phase II - P3 Award Winners P3: People, Prosperity and the Planet Student Design Competition for Sustainability US EPA http://es.epa.gov/ncer/p3/awardededucation.html	12	0.13%
117.	SU833909 2009 Project Descriptions P3 NCER ORD US EPA http://es.epa.gov/ncer/p3/project_websites/2009/su833909.html	12	0.13%
118.	SU833945 2009 Project Descriptions P3 NCER ORD US EPA http://es.epa.gov/ncer/p3/project_websites/2009/su833945.html	12	0.13%
119.	WWU's Biogas Car Wins Award Newsroom P3 NCER ORD US EPA http://es.epa.gov/ncer/p3/press/04_27_07_bellingham.html	12	0.13%
120.	SU833935 2009 Project Descriptions P3 NCER ORD US EPA http://es.epa.gov/ncer/p3/project_websites/2009/su833935.html	12	0.13%
121.	Index of /ncer/p3/event_2005/su831897/ http://es.epa.gov/ncer/p3/event_2005/su831897/	12	0.13%
122.	Index of /ncer/p3/project_photos/su831897/ http://es.epa.gov/ncer/p3/project_photos/su831897/	12	0.13%
123.	National Mall Map 2006 Newsroom P3 NCER ORD US EPA http://es.epa.gov/ncer/p3/press/mall_map06.html	12	0.13%

	Pages	Visits	% Visits
124.	SU834015 2009 Project Descriptions P3 NCER ORD US EPA http://es.epa.gov/ncer/p3/project_websites/2009/su834015.html	12	0.13%
125.	SU833553 2008 Project Descriptions P3 NCER ORD US EPA http://es.epa.gov/ncer/p3/project_websites/2008/su833553.html	12	0.13%
126.	SU833522 2007/2008 P3 Teams P3 NCER ORD US EPA http://es.epa.gov/ncer/p3/event_2008/event_photos/teams/su833522/su833522.html	12	0.13%
127.	2008 P3 Competitors Photo Gallery P3 NCER ORD US EPA http://es.epa.gov/ncer/p3/event_2008/event_photos/teams/2008_competitors.html	12	0.13%
128.	SU833175 2006 Project Descriptions and Photos P3 NCER ORD US EPA http://es.epa.gov/ncer/p3/project_websites/2006/su833175.html	11	0.12%
129.	SU833926 2009 Project Descriptions P3 NCER ORD US EPA http://es.epa.gov/ncer/p3/project_websites/2009/su833926.html	11	0.12%
130.	SU833919 2009 Project Descriptions P3 NCER ORD US EPA http://es.epa.gov/ncer/p3/project_websites/2009/su833919.html	11	0.12%
131.	SU833931 2009 Project Descriptions P3 NCER ORD US EPA http://es.epa.gov/ncer/p3/project_websites/2009/su833931.html	11	0.12%
132.	SU833921 2009 Project Descriptions P3 NCER ORD US EPA http://es.epa.gov/ncer/p3/project_websites/2009/su833921.html	11	0.12%
133.	Community Essay 2006 Newsroom P3 NCER ORD US EPA http://es.epa.gov/ncer/p3/press/zimmerman_essay_10_19_2005.html	11	0.12%
134.	SU833934 2009 Project Descriptions P3 NCER ORD US EPA http://es.epa.gov/ncer/p3/project_websites/2009/su833934.html	11	0.12%
135.	SU833554 2008 Project Descriptions P3 NCER ORD US EPA http://es.epa.gov/ncer/p3/project_websites/2008/su833554.html	11	0.12%
136.	P3 Award Competition P3 NCER ORD US EPA http://es.epa.gov/ncer/p3/awardcomp.html	11	0.12%

	Pages	Visits	% Visits
137.	Judges 2006 P3 NCER ORD US EPA http://es.epa.gov/ncer/p3/info/judges06.html	11	0.12%
138.	SU833188 2006 Project Descriptions and Photos P3 NCER ORD US EPA http://es.epa.gov/ncer/p3/project_websites/2006/su833188.html	11	0.12%
139.	SU833558 2008 Project Descriptions P3 NCER ORD US EPA http://es.epa.gov/ncer/p3/project_websites/2008/su833558.html	11	0.12%
140.	Project Descriptions and Photos P3 NCER ORD US EPA http://es.epa.gov/ncer/p3/project_websites/2004/su831818.html	11	0.12%
141.	Going for the Gold with Green Technology 2006 Newsroom P3 NCER ORD US EPA http://es.epa.gov/ncer/p3/press/may_11_2006epa.html	11	0.12%
142.	SU832489 2005 Project Descriptions and Photos P3 NCER ORD US EPA http://es.epa.gov/ncer/p3/project_websites/2005/su832489.html	10	0.11%
143.	2008 National Expo Photo Gallery P3 NCER ORD US EPA http://es.epa.gov/ncer/p3/event_2008/event_photos/expo/expo.html	10	0.11%
144.	SU833541 2008 Project Descriptions P3 NCER ORD US EPA http://es.epa.gov/ncer/p3/project_websites/2008/su833541.html	10	0.11%
145.	U.Va.'s Learning Barge Project Wins \$75,000 EPA P3 Award for Sustainable DESIGN 2007 Newsroom P3 NCER ORD US EPA http://es.epa.gov/ncer/p3/press/05_07_07_uva.html	10	0.11%
146.	SU833937 2009 Project Descriptions P3 NCER ORD US EPA http://es.epa.gov/ncer/p3/project_websites/2009/su833937.html	10	0.11%
147.	SU833148 2006 Project Descriptions and Photos P3 NCER ORD US EPA http://es.epa.gov/ncer/p3/project_websites/2006/su833148.html	10	0.11%
148.	http://es.epa.gov/ncer/p3/event_2008/08_date_loc.html	10	0.11%
149.	College Students Lead the U.S.towards a Greener Future - Environmental Protection Agency (EPA) P3 Awards Winners 2007 Newsroom P3 NCER ORD US EPA http://es.epa.gov/ncer/p3/press/05_11_07.html	10	0.11%
150.	SU833918 2009 Project Descriptions P3 NCER ORD US EPA http://es.epa.gov/ncer/p3/project_websites/2009/su833918.html	10	0.11%

	Pages	Visits	% Visits
151.	SU833545 2008 Project Descriptions P3 NCER ORD US EPA http://es.epa.gov/ncer/p3/project_websites/2008/su833545.html	10	0.11%
152.	CLOSED-LOOP BIODIESEL PRODUCTION AMONG WINNERS AT NATIONAL SUSTAINABLE DESIGN EXPO 2006 Newsroom P3 NCER ORD US EPA http://es.epa.gov/ncer/p3/press/may_11_2006eesi.html	10	0.11%
153.	National Sustainable Design Expo 2007 Exhibitors P3 NCER ORD US EPA http://es.epa.gov/ncer/p3/expo/weblast_exhibitors2007.html	10	0.11%
154.	SU832474 2005 Project Descriptions and Photos P3 NCER ORD US EPA http://es.epa.gov/ncer/p3/project_websites/2005/su832474.html	10	0.11%
155.	Index of /ncer/p3/project_photos/su831865/ http://es.epa.gov/ncer/p3/project_photos/su831865/	10	0.11%
156.	Project Descriptions and Photos P3 NCER ORD US EPA http://es.epa.gov/ncer/p3/project_websites/2004/su831827.html	10	0.11%
157.	SU833924 2009 Project Descriptions P3 NCER ORD US EPA http://es.epa.gov/ncer/p3/project_websites/2009/su833924.html	10	0.11%
158.	SU833534 2008 Project Descriptions P3 NCER ORD US EPA http://es.epa.gov/ncer/p3/project_websites/2008/su833534.html	10	0.11%
159.	Announcements and Discussion Area Information for P3 Teams P3 NCER ORD US EPA http://es.epa.gov/ncer/p3/event_2009/09_announcements.html	10	0.11%
160.	First National Sustainable Design Expo to Showcase Innovative 'Green Technology' 2006 Newsroom P3 NCER ORD US EPA http://es.epa.gov/ncer/p3/press/may_04w_2006.html	10	0.11%
161.	Professors, Students Make Environmentally Sustainable House Newsroom P3 NCER ORD US EPA http://es.epa.gov/ncer/p3/press/04_26_07_ballstate.html	10	0.11%
162.	SU833549 2008 Project Descriptions P3 NCER ORD US EPA http://es.epa.gov/ncer/p3/project_websites/2008/su833549.html	10	0.11%
163.	SU833169 2006 Project Descriptions and Photos P3 NCER ORD US EPA http://es.epa.gov/ncer/p3/project_websites/2006/su833169.html	10	0.11%

	Pages	Visits	% Visits
164.	2006 Award Ceremony Photo Gallery P3: People, Prosperity and the Planet Student Design Competition for Sustainability US EPA http://es.epa.gov/ncer/p3/event_2006/event_photos/awards/awards.html	10	0.11%
165.	National Sustainable Design Expo Highlights Student Work 2006 Newsroom P3 NCER ORD US EPA http://es.epa.gov/ncer/p3/press/may_12_2006voa.html	10	0.11%
166.	University Of New Hampshire Students Without Borders Draw Water From Sand Newsroom P3 NCER ORD US EPA http://es.epa.gov/ncer/p3/press/04_24_07_statesnews.html	10	0.11%
167.	SU833183 2006 Project Descriptions and Photos P3 NCER ORD US EPA http://es.epa.gov/ncer/p3/project_websites/2006/su833183.html	10	0.11%
168.	SU833944 2009 Project Descriptions P3 NCER ORD US EPA http://es.epa.gov/ncer/p3/project_websites/2009/su833944.html	10	0.11%
169.	Project Descriptions and Photos P3 NCER ORD US EPA http://es.epa.gov/ncer/p3/project_websites/2004/su831831.html	9	0.10%
170.	SU833553 2007/2008 P3 Teams P3 NCER ORD US EPA http://es.epa.gov/ncer/p3/event_2008/event_photos/teams/su833553/su833553.html	9	0.10%
171.	SU833170 2006 Project Descriptions and Photos P3 NCER ORD US EPA http://es.epa.gov/ncer/p3/project_websites/2006/su833170.html	9	0.10%
172.	SU833520 2008 Project Descriptions P3 NCER ORD US EPA http://es.epa.gov/ncer/p3/project_websites/2008/su833520.html	9	0.10%
173.	SU833953 2009 Project Descriptions P3 NCER ORD US EPA http://es.epa.gov/ncer/p3/project_websites/2009/su833953.html	9	0.10%
174.	EPA: NCER: P3 http://es.epa.gov/ncer/p3recipients/2005/	9	0.10%
175.	SU833529 2007/2008 P3 Teams P3 NCER ORD US EPA http://es.epa.gov/ncer/p3/event_2008/event_photos/teams/su833529/su833529.html	9	0.10%
176.	Students Step it up for Sustainability 2006 Newsroom P3 NCER ORD US EPA http://es.epa.gov/ncer/p3/press/june_28_2006ord.html	9	0.10%

	Pages	Visits	% Visits
177.	Page Title P3 NCER ORD US EPA http://es.epa.gov/ncer/p3/awardplanet.html	9	0.10%
178.	SU833929 2009 Project Descriptions P3 NCER ORD US EPA http://es.epa.gov/ncer/p3/project_websites/2009/su833929.html	9	0.10%
179.	SU833157 2006 Project Descriptions and Photos P3 NCER ORD US EPA http://es.epa.gov/ncer/p3/project_websites/2006/su833157.html	9	0.10%
180.	SU833549 2007/2008 P3 Teams P3 NCER ORD US EPA http://es.epa.gov/ncer/p3/event_2008/event_photos/teams/su833549/su833549.html	9	0.10%
181.	Index of /ncer/p3/images/ http://es.epa.gov/ncer/p3/images/	9	0.10%
182.	SU833923 2009 Project Descriptions P3 NCER ORD US EPA http://es.epa.gov/ncer/p3/project_websites/2009/su833923.html	9	0.10%
183.	SU832505 2005 Project Descriptions and Photos P3 NCER ORD US EPA http://es.epa.gov/ncer/p3/project_websites/2005/su832505.html	9	0.10%
184.	SU833930 2009 Project Descriptions P3 NCER ORD US EPA http://es.epa.gov/ncer/p3/project_websites/2009/su833930.html	9	0.10%
185.	Project Descriptions and Photos P3 NCER ORD US EPA http://es.epa.gov/ncer/p3/project_websites/2004/su831853.html	9	0.10%
186.	SU833179 2006 Project Descriptions and Photos P3 NCER ORD US EPA http://es.epa.gov/ncer/p3/project_websites/2006/su833179.html	9	0.10%
187.	2006 National Expo Photo Gallery P3: People, Prosperity and the Planet Student Design Competition for Sustainability US EPA http://es.epa.gov/ncer/p3/event_2006/event_photos/mall_event_general/expo.html	9	0.10%
188.	National Sustainable Design Expo 2008 Exhibitors P3 NCER ORD US EPA http://es.epa.gov/ncer/p3/expo/weblast_exhibitors2008.html	9	0.10%
189.	SU833528 2008 Project Descriptions P3 NCER ORD US EPA http://es.epa.gov/ncer/p3/project_websites/2008/su833528.html	9	0.10%

	Pages	Visits	% Visits
190.	SU833530 2008 Project Descriptions P3 NCER ORD US EPA http://es.epa.gov/ncer/p3/project_websites/2008/su833530.html	9	0.10%
191.	SU833910 2009 Project Descriptions P3 NCER ORD US EPA http://es.epa.gov/ncer/p3/project_websites/2009/su833910.html	9	0.10%
192.	Students Win Grant for Environmental Work in Panama 2007 Newsroom P3 NCER ORD US EPA http://es.epa.gov/ncer/p3/press/06_05_07.html	9	0.10%
193.	SU833947 2009 Project Descriptions P3 NCER ORD US EPA http://es.epa.gov/ncer/p3/project_websites/2009/su833947.html	9	0.10%
194.	Index of /ncer/p3/project_photos/su831825/ http://es.epa.gov/ncer/p3/project_photos/su831825/	9	0.10%
195.	SU833932 2009 Project Descriptions P3 NCER ORD US EPA http://es.epa.gov/ncer/p3/project_websites/2009/su833932.html	9	0.10%
196.	SU833155 2006 Project Descriptions and Photos P3 NCER ORD US EPA http://es.epa.gov/ncer/p3/project_websites/2006/su833155.html	9	0.10%
197.	SU833943 2009 Project Descriptions P3 NCER ORD US EPA http://es.epa.gov/ncer/p3/project_websites/2009/su833943.html	9	0.10%
198.	SU833535 2007/2008 P3 Teams P3 NCER ORD US EPA http://es.epa.gov/ncer/p3/event_2008/event_photos/teams/su833535/su833535.html	9	0.10%
199.	SU833547 2008 Project Descriptions P3 NCER ORD US EPA http://es.epa.gov/ncer/p3/project_websites/2008/su833547.html	9	0.10%
200.	SU833147 2006 Project Descriptions and Photos P3 NCER ORD US EPA http://es.epa.gov/ncer/p3/project_websites/2006/su833147.html	9	0.10%
Subtotal for rows: 1 - 200		6,833	73.73%
Other		2,434	26.27%
Total		9,267	100.00%

items 1-200 of 954

Exit Pages - Help Card



Column Definitions

Exit Page

The last page viewed in a given visit. Every visit has one and only one exit page.

Visits

For each exit page, the total number of visits that ended with that page.

%

For each page (row), the percentage of all visits to the site that went to that particular page during the report time period.



Report Descriptions

Briefly:

If a visitor leaves your site or is inactive for a long time, Webtrends counts the visit as "ended" after 30 minutes of inaction. Visitors may have:

- Browsed to a different site
- Closed their browser
- Remained inactive for more than 30 minutes but did not leave your site. Note that if a visitor resumes clicking on your site after 30 minutes of inactivity, WebTrends records two visits, one before and one after the pause. Consequently, the last page viewed before the long pause will appear as an Exit Page, the first page viewed after the long pause will appear in the Entry Pages report, and your own domain will be the referring domain.

It's usually not possible to know where a visitor went after your site. Log files only record those clicks that are requests for files housed on *your* servers. If your site has links to other sites, it is possible to find out if visitors left the site using those links if you modify those links so that, when clicked on, they request a redirect page from your server that in turn takes them to the destination site.

It's usually not possible to know how long a visitor stayed on the exit page before leaving. All that is known is that the visitor had no activity (clicks) for at least 30 minutes.

Uses and Interpretation:

Examine each exit page in the report and ask yourself whether it can be considered a desirable or undesirable ending point for a visit. For example, a purchase thank-you page would be a desirable end of a visit, but a page in the middle of a registration process would be undesirable as a last page.

Undesirable exit pages may indicate a problem needing addressing, such as:

- a difficult multi-step process
- a page that takes too long to load
- content that does not hold the visitor's interest
- confusing navigation

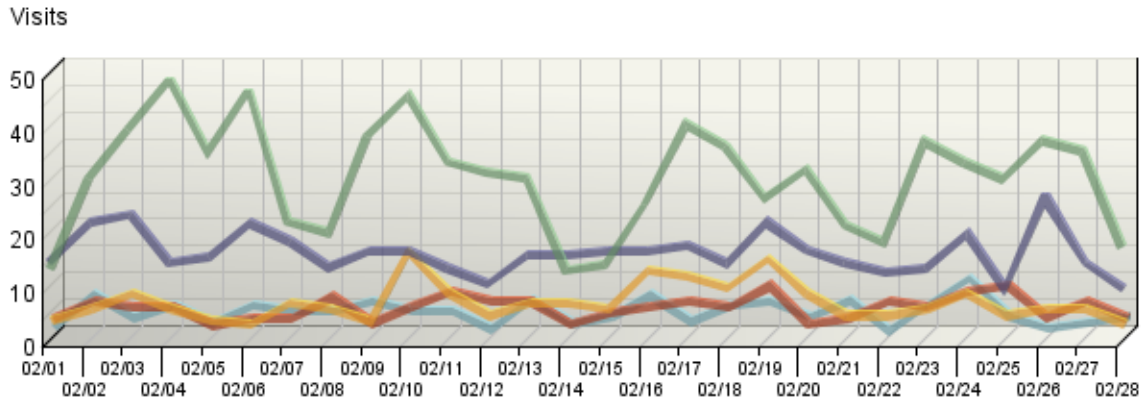
Other relevant reports and analyses:

Relationship to Entry Pages and Single-Page Visits.

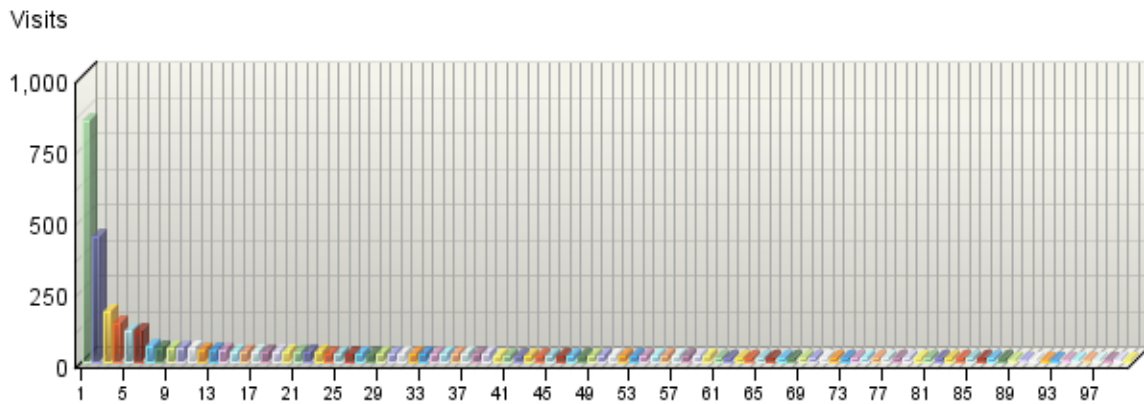
Single-Page Visits

This report lists pages that were the only page viewed during visits that were exactly one page long.

Single-Page Visits: Trend Over Time



Single-Page Visits



Single-Page Visits

	Pages	Visits	% Visits
■ 1.	P3 NCER ORD US EPA http://es.epa.gov/ncer/p3/	843	15.16%
■ 2.	National Sustainable Design Expo 2008 P3 NCER ORD US EPA http://es.epa.gov/ncer/p3/expo/expo_2008.html	440	7.91%

	Pages	Visits	% Visits
3.	2008/2009 P3 Teams P3 NCER ORD US EPA http://es.epa.gov/ncer/p3/current/	175	3.15%
4.	National Sustainable Design Expo P3 NCER ORD US EPA http://es.epa.gov/ncer/P3/expo/	137	2.46%
5.	2008 P3 Award Winners P3 Award Winners and Successes P3 NCER ORD US EPA http://es.epa.gov/ncer/p3/project_websites/2008/2008awardwinners.html	110	1.98%
6.	Basic Information P3 NCER ORD US EPA http://es.epa.gov/ncer/p3/fact_sheet.html	106	1.91%
7.	Car Fueled With Biogas From Cow Manure: WWU Students Convert Methane Into Natural Gas Newsroom P3 NCER ORD US EPA http://es.epa.gov/ncer/p3/press/04_22_07.html	56	1.01%
8.	2008 Expo and P3 Videos P3 NCER ORD US EPA http://es.epa.gov/ncer/p3/multimedia.html	50	0.90%
9.	EPA: NCER: P3 Award: A National Student Design Competition for Sustainability focusing on People, Prosperity, and the Planet http://es.epa.gov/ncer/p3/designs_sustain_rfp.html	49	0.88%
10.	2007 P3 Award Winners P3 Award Winners and Successes P3 NCER ORD US EPA http://es.epa.gov/ncer/p3/project_websites/2007/2007awardwinners.html	45	0.81%
11.	Newsroom P3 NCER ORD US EPA http://es.epa.gov/ncer/p3/news.html	44	0.79%
12.	Contact Us P3 NCER ORD US EPA http://es.epa.gov/ncer/p3/contact.html	41	0.74%
13.	Other Sustainability Resources P3 NCER ORD US EPA http://es.epa.gov/ncer/p3/other/	40	0.72%
14.	P3 and Other Awards Ceremony P3 NCER ORD US EPA http://es.epa.gov/ncer/p3/ceremony/	38	0.68%
15.	2006 P3 Competitors Photo Gallery P3 NCER ORD US EPA http://es.epa.gov/ncer/p3/event_2006/2006_competitors.html	37	0.67%
16.	Knowing the Score Helps Students Save Energy P3 NCER ORD US EPA http://es.epa.gov/ncer/p3/success/oberlinfeature.html	37	0.67%
17.	Photo Gallery P3 NCER ORD US EPA http://es.epa.gov/ncer/p3/photo.html	36	0.65%
18.	EPA: NCER: P3: People, Prosperity and the Planet Student Design Competition for Sustainability: A National Student Design Competition for Sustainability focusing on People, Prosperity, and the Planet http://es.epa.gov/ncer/p3/designs_sustain_rfp_2005.html	36	0.65%

	Pages	Visits	% Visits
19.	2006 P3 Award Winners P3 Award Winners and Successes P3 NCER ORD US EPA http://es.epa.gov/ncer/p3/project_websites/2006/2006awardwinners.html	34	0.61%
20.	Current Partners Information for Partners P3 NCER ORD US EPA http://es.epa.gov/ncer/p3/partners/	33	0.59%
21.	EPA Sustainability Programs P3 NCER ORD US EPA http://es.epa.gov/ncer/p3/epa/	31	0.56%
22.	2006 Award Ceremony Agenda 2006 Newsroom P3 NCER ORD US EPA http://es.epa.gov/ncer/p3/press/awardagenda06.html	31	0.56%
23.	University Teams Earn Sustainable Design Prizes - Biomethane Car And Learning Barge Among The Projects On The National Mall Newsroom P3 NCER ORD US EPA http://es.epa.gov/ncer/p3/press/04_26_07_msnbc.html	31	0.56%
24.	How to Apply Phase I - Project Development P3 NCER ORD US EPA http://es.epa.gov/ncer/p3/apply/	29	0.52%
25.	P3 Award Winners P3 NCER ORD US EPA http://es.epa.gov/ncer/p3/success/	29	0.52%
26.	Draft Schedule of Events National Sustainable Design Expo P3 NCER ORD US EPA http://es.epa.gov/ncer/p3/expo/events.html	28	0.50%
27.	Forum P3 NCER ORD US EPA http://es.epa.gov/ncer/p3/forum/	28	0.50%
28.	Information for P3 Teams P3 NCER ORD US EPA http://es.epa.gov/ncer/p3/teams/	27	0.49%
29.	2008 Expo and P3 Audio Files P3 NCER ORD US EPA http://es.epa.gov/ncer/p3/event_2008/audio_files/	27	0.49%
30.	Information for Partners Info For P3 NCER ORD US EPA http://es.epa.gov/ncer/p3/info/partners.html	27	0.49%
31.	Videos: Expo and P3 Overviews P3 NCER ORD US EPA http://es.epa.gov/ncer/p3/overviews.html	26	0.47%
32.	Jeopardy! Quizzes America with Environmental Clues Newsroom Archive Newsroom P3 NCER ORD US EPA http://es.epa.gov/ncer/p3/press/05_07_07.html	26	0.47%
33.	Forms P3 NCER ORD US EPA http://es.epa.gov/ncer/P3/forms/	26	0.47%
34.	2007/2008 P3 Teams Past P3 Projects P3 NCER ORD US EPA http://es.epa.gov/ncer/p3/project_websites/2008/	25	0.45%

	Pages	Visits	% Visits
35.	2005 Project Descriptions and Photos P3 NCER ORD US EPA http://es.epa.gov/ncer/p3/project_websites/2005/2005_phase_1_project_websites.html	25	0.45%
36.	Greening the Campus: Improving the Environmental Performance of Buildings and Institutions P3 NCER ORD US EPA http://es.epa.gov/ncer/p3/success/oberlin.html	24	0.43%
37.	Past P3 Projects P3 NCER ORD US EPA http://es.epa.gov/ncer/p3/past/	24	0.43%
38.	2005 In Process Project Photos P3 NCER ORD US EPA http://es.epa.gov/ncer/p3/project_photos/2005_projects.html	24	0.43%
39.	Grant Recipients P3 NCER ORD US EPA http://es.epa.gov/ncer/p3/grantrecip.html	24	0.43%
40.	Phase II - P3 Award Winners P3 NCER ORD US EPA http://es.epa.gov/ncer/p3/award_winners.html	23	0.41%
41.	Info for Exhibitors Information For P3 NCER ORD US EPA http://es.epa.gov/ncer/p3/become_exhibitor.html	23	0.41%
42.	Peer Review Phase I - Project Development P3 NCER ORD US EPA http://es.epa.gov/ncer/p3/peerreview.html	23	0.41%
43.	Additional Awards P3 Award Competition P3 NCER ORD US EPA http://es.epa.gov/ncer/p3/addawards.html	23	0.41%
44.	2004 P3 Projects Past P3 Projects P3 NCER ORD US EPA http://es.epa.gov/ncer/p3/project_websites/2004_project_websites.html	22	0.40%
45.	Info for Co-Sponsors Information For P3 NCER ORD US EPA http://es.epa.gov/ncer/p3/info/cosponsors.html	22	0.40%
46.	Media Info For P3 NCER ORD US EPA http://es.epa.gov/ncer/p3/info/media.html	22	0.40%
47.	AAAS Research Programs Forum P3 NCER ORD US EPA http://es.epa.gov/ncer/p3/forum/aaas.html	21	0.38%
48.	The Virtual World Lets Students Ponder How to Save Mother Earth Newsroom P3 NCER ORD US EPA http://es.epa.gov/ncer/p3/press/11_14_06.html	21	0.38%
49.	Shedding Light on Clean Drinking Water P3 NCER ORD US EPA http://es.epa.gov/ncer/p3/success/berkeley.html	21	0.38%

	Pages	Visits	% Visits
50.	Western Wins \$75,000 Grant - EPA Grant To Bolster Biogas Refinery Built By Students Newsroom P3 NCER ORD US EPA http://es.epa.gov/ncer/p3/press/05_01_07_western.html	20	0.36%
51.	Notification Phase I - Project Development P3 NCER ORD US EPA http://es.epa.gov/ncer/p3/notification.html	20	0.36%
52.	Logistics National Sustainable Design Expo P3 NCER ORD US EPA http://es.epa.gov/ncer/p3/expo/logistics.html	20	0.36%
53.	Making Water Treatment Plants Sustainable P3 NCER ORD US EPA http://es.epa.gov/ncer/p3/success/lehigh.html	20	0.36%
54.	Solicitation Opens Phase I - Project Development P3 NCER ORD US EPA http://es.epa.gov/ncer/p3/solopen.html	19	0.34%
55.	Student Group Tests Solar Greenhouse Energy Efficiency Newsroom P3 NCER ORD US EPA http://es.epa.gov/ncer/p3/press/04_26_07_mtimes.html	19	0.34%
56.	Student Group Tests Solar Greenhouse Energy Efficiency Newsroom P3 NCER ORD US EPA http://es.epa.gov/ncer/p3/press/04_16_07.html	18	0.32%
57.	Forms National Sustainable Design Expo P3 NCER ORD US EPA http://es.epa.gov/ncer/p3/expo/forms.html	18	0.32%
58.	2008 Judging Panel Information for P3 Teams P3 NCER ORD US EPA http://es.epa.gov/ncer/p3/event_2008/judges/bios.html	18	0.32%
59.	2005 Phase 2 Award Winners and Honorable Mentions 2006 Newsroom P3 NCER ORD US EPA http://es.epa.gov/ncer/p3/project_websites/2004_phase_2_project_websites.html	18	0.32%
60.	2007 P3 Competitors Photo Gallery P3 NCER ORD US EPA http://es.epa.gov/ncer/p3/event_2007/event_photos/teams/2007_competitors.html	17	0.31%
61.	P3 Newsroom Archive 2006 Newsroom P3 NCER ORD US EPA http://es.epa.gov/ncer/p3/press/	15	0.27%
62.	Students Showcase Green Designs for the Planet Newsroom P3 NCER ORD US EPA http://es.epa.gov/ncer/p3/press/04_27_07_voa.html	15	0.27%
63.	Resources P3 NCER ORD US EPA http://es.epa.gov/ncer/p3/resources.html	15	0.27%
64.	Information For P3 NCER ORD US EPA http://es.epa.gov/ncer/p3/info/	15	0.27%
65.	National Sustainable Design Expo Archive P3 NCER ORD US EPA http://es.epa.gov/ncer/p3/expo/expo_archive.html	14	0.25%

	Pages	Visits	% Visits
66.	SU833524 2008 Project Descriptions P3 NCER ORD US EPA http://es.epa.gov/ncer/p3/project_websites/2008/su833524.html	14	0.25%
67.	Frequently Asked Questions National Sustainable Design Expo P3 NCER ORD US EPA http://es.epa.gov/ncer/p3/expo/faq.html	14	0.25%
68.	EPA: P3: People, Prosperity and the Planet Student Design Competition for Sustainability: Information for Faculty http://es.epa.gov/ncer/p3/info/faculty.html	14	0.25%
69.	SU833562 2008 Project Descriptions P3 NCER ORD US EPA http://es.epa.gov/ncer/p3/project_websites/2008/su833562.html	14	0.25%
70.	Publications P3 NCER ORD US EPA http://es.epa.gov/ncer/p3/publications.html	13	0.23%
71.	Senator Clinton Congratulates Clarkson University Students on Winning http://es.epa.gov/ncer/p3/press/may_11_2006hillary.html	13	0.23%
72.	2006/2007 P3 Teams P3 NCER ORD US EPA http://es.epa.gov/ncer/p3/project_websites/2006/	13	0.23%
73.	Application Overview Phase I - P3 Grant Competition/Proof of Concept P3 NCER ORD US EPA http://es.epa.gov/ncer/p3/appoverview.html	13	0.23%
74.	Phase II - P3 Award Winners P3 NCER ORD US EPA http://es.epa.gov/ncer/p3/phase2follow.html	13	0.23%
75.	2008 Award Ceremony Photo Gallery P3 NCER ORD US EPA http://es.epa.gov/ncer/p3/event_2008/event_photos/awards/awards.html	12	0.22%
76.	2006-2007 Project Descriptions and Photos P3 NCER ORD US EPA http://es.epa.gov/ncer/p3/project_websites/2006/project_websites.html	12	0.22%
77.	Lynden Cows Fuel WWU Vehicle Newsroom P3 NCER ORD US EPA http://es.epa.gov/ncer/p3/press/05_02_07_lynden.html	12	0.22%
78.	SU832484 2005 Project Descriptions and Photos P3 NCER ORD US EPA http://es.epa.gov/ncer/p3/event_2006/su832484/su832484.html	12	0.22%
79.	2006 National Mall P3 Award Competition Agenda P3 NCER ORD US EPA http://es.epa.gov/ncer/p3/press/agenda06.html	12	0.22%
80.	Looking to the sky for a water supply 2006 Newsroom P3 NCER ORD US EPA http://es.epa.gov/ncer/p3/press/april_16_2006north.html	12	0.22%

	Pages	Visits	% Visits
81.	Judges P3 NCER ORD US EPA http://es.epa.gov/ncer/p3/judges.html	12	0.22%
82.	Sustainable Design Expo Newsroom P3 NCER ORD US EPA http://es.epa.gov/ncer/p3/press/04_25_07.html	11	0.20%
83.	Prosperity - Small Business Phase II - P3 Award Winners P3 NCER ORD US EPA http://es.epa.gov/ncer/p3/awardsmallbiz.html	11	0.20%
84.	Speaker's Biographies Awards Ceremony 2006 Newsroom P3 NCER ORD US EPA http://es.epa.gov/ncer/p3/press/awardsbios.html	11	0.20%
85.	2008 Event Date and Location P3 NCER ORD US EPA http://es.epa.gov/ncer/p3/event_2009/09_date_loc.html	11	0.20%
86.	Eligibility P3 NCER ORD US EPA http://es.epa.gov/ncer/p3/eligibility/	11	0.20%
87.	Media Archive Info For P3 NCER ORD US EPA http://es.epa.gov/ncer/p3/info/media_archive.html	11	0.20%
88.	Announcements and Discussion Area Information for P3 Teams P3 NCER ORD US EPA http://es.epa.gov/ncer/p3/event_2008/08_announcements.html	11	0.20%
89.	SU833546 2008 Project Descriptions P3 NCER ORD US EPA http://es.epa.gov/ncer/p3/project_websites/2008/su833546.html	10	0.18%
90.	SU833521 2008 Project Descriptions P3 NCER ORD US EPA http://es.epa.gov/ncer/p3/project_websites/2008/su833521.html	10	0.18%
91.	National Mall Map 2006 Newsroom P3 NCER ORD US EPA http://es.epa.gov/ncer/p3/press/mall_map06.html	10	0.18%
92.	Index of /ncer/p3/event_2005/su831897/ http://es.epa.gov/ncer/p3/event_2005/su831897/	10	0.18%
93.	Students shine at sustainable design contest Six university teams win EPA awards, dozens participated on National Mall 2006 Newsroom P3 NCER ORD US EPA http://es.epa.gov/ncer/p3/press/may_12_2006.html	10	0.18%
94.	WWU's Biogas Car Wins Award Newsroom P3 NCER ORD US EPA http://es.epa.gov/ncer/p3/press/04_27_07_bellingham.html	10	0.18%
95.	Community Essay 2006 Newsroom P3 NCER ORD US EPA http://es.epa.gov/ncer/p3/press/zimmerman_essay_10_19_2005.html	10	0.18%

	Pages	Visits	% Visits
96.	Soundings - Biomethane Project Could Help Planet Newsroom P3 NCER ORD US EPA http://es.epa.gov/ncer/p3/press/04_22_07_olympian.html	10	0.18%
97.	SU833553 2008 Project Descriptions P3 NCER ORD US EPA http://es.epa.gov/ncer/p3/project_websites/2008/su833553.html	10	0.18%
98.	SU833522 2008 Project Descriptions P3 NCER ORD US EPA http://es.epa.gov/ncer/p3/project_websites/2008/su833522.html	10	0.18%
99.	EPA: P3 Award: Press Release http://es.epa.gov/ncer/p3/projects/	10	0.18%
100.	Past P3 Projects by Topic Past P3 Projects P3 NCER ORD US EPA http://es.epa.gov/ncer/p3/abtable1.html	10	0.18%
101.	SU833926 2009 Project Descriptions P3 NCER ORD US EPA http://es.epa.gov/ncer/p3/project_websites/2009/su833926.html	9	0.16%
102.	2005 P3 Competitors P3 NCER ORD US EPA http://es.epa.gov/ncer/p3/project_photos/2005_competitors.html	9	0.16%
103.	Phase I - Project Development P3 NCER ORD US EPA http://es.epa.gov/ncer/p3/phase1proof.html	9	0.16%
104.	SU833558 2008 Project Descriptions P3 NCER ORD US EPA http://es.epa.gov/ncer/p3/project_websites/2008/su833558.html	9	0.16%
105.	2008 P3 Competitors Photo Gallery P3 NCER ORD US EPA http://es.epa.gov/ncer/p3/event_2008/event_photos/teams/2008_competitors.html	9	0.16%
106.	SU832512 2005 Project Descriptions and Photos P3 NCER ORD US EPA http://es.epa.gov/ncer/p3/project_websites/2005/su832512.html	9	0.16%
107.	Sustainability Challenge Areas P3 NCER ORD US EPA http://es.epa.gov/ncer/p3/challengearea.html	9	0.16%
108.	National Sustainable Design Expo 2007 Exhibitors P3 NCER ORD US EPA http://es.epa.gov/ncer/p3/expo/weblast_exhibitors2007.html	9	0.16%
109.	U.Va.'s Learning Barge Project Wins \$75,000 EPA P3 Award for Sustainable DESIGN 2007 Newsroom P3 NCER ORD US EPA http://es.epa.gov/ncer/p3/press/05_07_07_uva.html	9	0.16%

	Pages	Visits	% Visits
■ 110.	National Mall Map 2006 Newsroom P3 NCER ORD US EPA http://es.epa.gov/ncer/p3/press/mall_map.html	9	0.16%
■ 111.	2008/2009 P3 Teams P3 NCER ORD US EPA http://es.epa.gov/ncer/p3/project_websites/2009/	9	0.16%
■ 112.	National Sustainable Design Expo 2008 Exhibitors P3 NCER ORD US EPA http://es.epa.gov/ncer/p3/expo/weblast_exhibitors2008.html	9	0.16%
■ 113.	National Sustainable Design Expo Highlights Student Work 2006 Newsroom P3 NCER ORD US EPA http://es.epa.gov/ncer/p3/press/may_12_2006voa.html	8	0.14%
■ 114.	EPA: P3: People, Prosperity and the Planet Student Design Competition for Sustainability: Information for P3 Teams http://es.epa.gov/ncer/p3/info/team.html	8	0.14%
■ 115.	Student Engineering Group Wins Honorable http://es.epa.gov/ncer/p3/press/may_17_2006iowa.html	8	0.14%
■ 116.	SU833939 2009 Project Descriptions P3 NCER ORD US EPA http://es.epa.gov/ncer/p3/project_websites/2009/su833939.html	8	0.14%
■ 117.	SU833908 2009 Project Descriptions P3 NCER ORD US EPA http://es.epa.gov/ncer/p3/project_websites/2009/su833908.html	8	0.14%
■ 118.	2007 National Expo Photo Gallery P3 NCER ORD US EPA http://es.epa.gov/ncer/p3/event_2007/event_photos/expo/expo.html	8	0.14%
■ 119.	SU833913 2009 Project Descriptions P3 NCER ORD US EPA http://es.epa.gov/ncer/p3/project_websites/2009/su833913.html	8	0.14%
■ 120.	SU833929 2009 Project Descriptions P3 NCER ORD US EPA http://es.epa.gov/ncer/p3/project_websites/2009/su833929.html	8	0.14%
■ 121.	2007 Award Ceremony Photo Gallery P3 NCER ORD US EPA http://es.epa.gov/ncer/p3/event_2007/event_photos/awards/awards.html	8	0.14%
■ 122.	SU833554 2008 Project Descriptions P3 NCER ORD US EPA http://es.epa.gov/ncer/p3/project_websites/2008/su833554.html	8	0.14%
■ 123.	Students Step it up for Sustainability 2006 Newsroom P3 NCER ORD US EPA http://es.epa.gov/ncer/p3/press/june_28_2006ord.html	8	0.14%

	Pages	Visits	% Visits
124.	SU833522 2007/2008 P3 Teams P3 NCER ORD US EPA http://es.epa.gov/ncer/p3/event_2008/event_photos/teams/su833522/su833522.html	8	0.14%
125.	People - Education Phase II - P3 Award Winners P3: People, Prosperity and the Planet Student Design Competition for Sustainability US EPA http://es.epa.gov/ncer/p3/awardededucation.html	8	0.14%
126.	SU833157 2006 Project Descriptions and Photos P3 NCER ORD US EPA http://es.epa.gov/ncer/p3/project_websites/2006/su833157.html	7	0.13%
127.	SU833149 2006 Project Descriptions and Photos P3 NCER ORD US EPA http://es.epa.gov/ncer/p3/project_websites/2006/su833149.html	7	0.13%
128.	SU833945 2009 Project Descriptions P3 NCER ORD US EPA http://es.epa.gov/ncer/p3/project_websites/2009/su833945.html	7	0.13%
129.	SU833920 2009 Project Descriptions P3 NCER ORD US EPA http://es.epa.gov/ncer/p3/project_websites/2009/su833920.html	7	0.13%
130.	Project Descriptions and Photos P3 NCER ORD US EPA http://es.epa.gov/ncer/p3/project_websites/2004/su831827.html	7	0.13%
131.	SU833538 2008 Project Descriptions P3 NCER ORD US EPA http://es.epa.gov/ncer/p3/project_websites/2008/su833538.html	7	0.13%
132.	Students Earn EPA Grant For Work In Panama Newsroom P3 NCER ORD US EPA http://es.epa.gov/ncer/p3/press/04_30_07.html	7	0.13%
133.	NEWS RELEASE P3 NCER ORD US EPA http://es.epa.gov/ncer/p3/press/archive/news_release_051705.html	7	0.13%
134.	SU832500 2005 Project Descriptions and Photos P3 NCER ORD US EPA http://es.epa.gov/ncer/p3/event_2006/su832500/su832500.html	7	0.13%
135.	SU833147 2006 Project Descriptions and Photos P3 NCER ORD US EPA http://es.epa.gov/ncer/p3/project_websites/2006/su833147.html	7	0.13%
136.	Judges 2006 P3 NCER ORD US EPA http://es.epa.gov/ncer/p3/info/judges06.html	7	0.13%
137.	P3 Award Competition P3 NCER ORD US EPA http://es.epa.gov/ncer/p3/awardcomp.html	7	0.13%

	Pages	Visits	% Visits
138.	First National Sustainable Design Expo to Showcase Innovative 'Green Technology' 2006 Newsroom P3 NCER ORD US EPA http://es.epa.gov/ncer/p3/press/may_04w_2006.html	7	0.13%
139.	SU833946 2009 Project Descriptions P3 NCER ORD US EPA http://es.epa.gov/ncer/p3/project_websites/2009/su833946.html	7	0.13%
140.	SU833921 2009 Project Descriptions P3 NCER ORD US EPA http://es.epa.gov/ncer/p3/project_websites/2009/su833921.html	7	0.13%
141.	SU833549 2007/2008 P3 Teams P3 NCER ORD US EPA http://es.epa.gov/ncer/p3/event_2008/event_photos/teams/su833549/su833549.html	6	0.11%
142.	SU833919 2009 Project Descriptions P3 NCER ORD US EPA http://es.epa.gov/ncer/p3/project_websites/2009/su833919.html	6	0.11%
143.	Judges P3 NCER ORD US EPA http://es.epa.gov/ncer/p3/judging_criteria.html	6	0.11%
144.	SU833935 2009 Project Descriptions P3 NCER ORD US EPA http://es.epa.gov/ncer/p3/project_websites/2009/su833935.html	6	0.11%
145.	CLOSED-LOOP BIODIESEL PRODUCTION AMONG WINNERS AT NATIONAL SUSTAINABLE DESIGN EXPO 2006 Newsroom P3 NCER ORD US EPA http://es.epa.gov/ncer/p3/press/may_11_2006eesi.html	6	0.11%
146.	Illinois Team Is A Winner In EPA Competition Newsroom P3 NCER ORD US EPA http://es.epa.gov/ncer/p3/press/05_01_07_uiuc.html	6	0.11%
147.	SU833930 2009 Project Descriptions P3 NCER ORD US EPA http://es.epa.gov/ncer/p3/project_websites/2009/su833930.html	6	0.11%
148.	SU833916 2009 Project Descriptions P3 NCER ORD US EPA http://es.epa.gov/ncer/p3/project_websites/2009/su833916.html	6	0.11%
149.	SU833512 2007/2008 P3 Teams P3 NCER ORD US EPA http://es.epa.gov/ncer/p3/event_2008/event_photos/teams/su833514/su833514.html	6	0.11%
150.	2008 National Expo Photo Gallery P3 NCER ORD US EPA http://es.epa.gov/ncer/p3/event_2008/event_photos/expo/expo.html	6	0.11%

	Pages	Visits	% Visits
151.	SU833547 2007/2008 P3 Teams P3 NCER ORD US EPA http://es.epa.gov/ncer/p3/event_2008/event_photos/teams/su833547/su833547.html	6	0.11%
152.	SU833934 2009 Project Descriptions P3 NCER ORD US EPA http://es.epa.gov/ncer/p3/project_websites/2009/su833934.html	6	0.11%
153.	SU833178 2006 Project Descriptions and Photos P3 NCER ORD US EPA http://es.epa.gov/ncer/p3/project_websites/2006/su833178.html	6	0.11%
154.	SU833953 2009 Project Descriptions P3 NCER ORD US EPA http://es.epa.gov/ncer/p3/project_websites/2009/su833953.html	6	0.11%
155.	Competition Challenges Students to Develop Environmentally-Friendly Technology 2006 Newsroom P3 NCER ORD US EPA http://es.epa.gov/ncer/p3/press/may_19_2006voa.html	6	0.11%
156.	SU833923 2009 Project Descriptions P3 NCER ORD US EPA http://es.epa.gov/ncer/p3/project_websites/2009/su833923.html	6	0.11%
157.	Project Descriptions and Photos P3 NCER ORD US EPA http://es.epa.gov/ncer/p3/project_websites/2004/su831831.html	6	0.11%
158.	Students Win Grant for Environmental Work in Panama Newsroom P3 NCER ORD US EPA http://es.epa.gov/ncer/p3/press/blog_11_18_06_rsquared.html	6	0.11%
159.	SU833518 2007/2008 P3 Teams P3 NCER ORD US EPA http://es.epa.gov/ncer/p3/event_2008/event_photos/teams/su833518/su833518.html	6	0.11%
160.	SU833513 2008 Project Descriptions P3 NCER ORD US EPA http://es.epa.gov/ncer/p3/project_websites/2008/su833513.html	6	0.11%
161.	Project Descriptions and Photos P3 NCER ORD US EPA http://es.epa.gov/ncer/p3/project_websites/2004/su831853.html	6	0.11%
162.	Going for the Gold with Green Technology 2006 Newsroom P3 NCER ORD US EPA http://es.epa.gov/ncer/p3/press/may_11_2006epa.html	6	0.11%
163.	SU833148 2006 Project Descriptions and Photos P3 NCER ORD US EPA http://es.epa.gov/ncer/p3/project_websites/2006/su833148.html	6	0.11%

	Pages	Visits	% Visits
164.	Employment Resources Forum P3 NCER ORD US EPA http://es.epa.gov/ncer/p3/forum/employ.html	6	0.11%
165.	2006 Award Ceremony Photo Gallery P3: People, Prosperity and the Planet Student Design Competition for Sustainability US EPA http://es.epa.gov/ncer/p3/event_2006/event_photos/awards/awards.html	6	0.11%
166.	SU833549 2008 Project Descriptions P3 NCER ORD US EPA http://es.epa.gov/ncer/p3/project_websites/2008/su833549.html	6	0.11%
167.	SU833931 2009 Project Descriptions P3 NCER ORD US EPA http://es.epa.gov/ncer/p3/project_websites/2009/su833931.html	6	0.11%
168.	SU833170 2006 Project Descriptions and Photos P3 NCER ORD US EPA http://es.epa.gov/ncer/p3/project_websites/2006/su833170.html	6	0.11%
169.	Index of /ncer/p3/images/ http://es.epa.gov/ncer/p3/images/	6	0.11%
170.	Green Dorm Project snags \$75,000 2006 Newsroom P3 NCER ORD US EPA http://es.epa.gov/ncer/p3/press/may_19_2006stanford.html	6	0.11%
171.	SU833944 2009 Project Descriptions P3 NCER ORD US EPA http://es.epa.gov/ncer/p3/project_websites/2009/su833944.html	6	0.11%
172.	Green Technology: Use Less Resources and Increase Profits 2006 Newsroom P3 NCER ORD US EPA http://es.epa.gov/ncer/p3/press/may_03_2006.html	6	0.11%
173.	SU833529 2007/2008 P3 Teams P3 NCER ORD US EPA http://es.epa.gov/ncer/p3/event_2008/event_photos/teams/su833529/su833529.html	6	0.11%
174.	SU833524 2007/2008 P3 Teams P3 NCER ORD US EPA http://es.epa.gov/ncer/p3/event_2008/event_photos/teams/su833524/su833524.html	6	0.11%
175.	Index of /ncer/p3/event_2005/su831825/ http://es.epa.gov/ncer/p3/event_2005/su831825/	6	0.11%
176.	University Of New Hampshire Students Without Borders Draw Water From Sand Newsroom P3 NCER ORD US EPA http://es.epa.gov/ncer/p3/press/04_24_07_statesnews.html	6	0.11%

	Pages	Visits	% Visits
177.	Larsen Congratulates Western Washington Students on Winning EPA's P3 Award Newsroom P3 NCER ORD US EPA http://es.epa.gov/ncer/p3/press/04_26_07_rep_larsen.html	6	0.11%
178.	College Students Lead the U.S.towards a Greener Future - Environmental Protection Agency (EPA) P3 Awards Winners 2007 Newsroom P3 NCER ORD US EPA http://es.epa.gov/ncer/p3/press/05_11_07.html	6	0.11%
179.	SU833151 2006 Project Descriptions and Photos P3 NCER ORD US EPA http://es.epa.gov/ncer/p3/project_websites/2006/su833151.html	6	0.11%
180.	SU833909 2009 Project Descriptions P3 NCER ORD US EPA http://es.epa.gov/ncer/p3/project_websites/2009/su833909.html	6	0.11%
181.	SU833925 2009 Project Descriptions P3 NCER ORD US EPA http://es.epa.gov/ncer/p3/project_websites/2009/su833925.html	6	0.11%
182.	SU833918 2009 Project Descriptions P3 NCER ORD US EPA http://es.epa.gov/ncer/p3/project_websites/2009/su833918.html	5	0.09%
183.	U-M Team Earns National EPA Honor 2006 Newsroom P3 NCER ORD US EPA http://es.epa.gov/ncer/p3/press/june_9_2006um.html	5	0.09%
184.	SU831880 Project Descriptions and Photos P3 NCER ORD US EPA http://es.epa.gov/ncer/p3/project_photos/su831880/su831880.html	5	0.09%
185.	SU832480 2005 Project Descriptions and Photos P3 NCER ORD US EPA http://es.epa.gov/ncer/p3/event_2006/su832480/su832480.html	5	0.09%
186.	SU833943 2009 Project Descriptions P3 NCER ORD US EPA http://es.epa.gov/ncer/p3/project_websites/2009/su833943.html	5	0.09%
187.	SU833927 2009 Project Descriptions P3 NCER ORD US EPA http://es.epa.gov/ncer/p3/project_websites/2009/su833927.html	5	0.09%
188.	SU832487 2005 Project Descriptions and Photos P3 NCER ORD US EPA http://es.epa.gov/ncer/p3/project_websites/2005/su832487.html	5	0.09%

	Pages	Visits	% Visits
189.	SU833169 2006 Project Descriptions and Photos P3 NCER ORD US EPA http://es.epa.gov/ncer/p3/project_websites/2006/su833169.html	5	0.09%
190.	SU833512 2007/2008 P3 Teams P3 NCER ORD US EPA http://es.epa.gov/ncer/p3/event_2008/event_photos/teams/su833512/su833512.html	5	0.09%
191.	Index of /ncer/p3/project_photos/su831865/ http://es.epa.gov/ncer/p3/project_photos/su831865/	5	0.09%
192.	2006 National Expo Photo Gallery P3: People, Prosperity and the Planet Student Design Competition for Sustainability US EPA http://es.epa.gov/ncer/p3/event_2006/event_photos/mall_event_general/expo.html	5	0.09%
193.	STUDENT TEAMS RECEIVE EPA'S FIRST P3 AWARDS 2006 Newsroom P3 NCER ORD US EPA http://es.epa.gov/ncer/p3/press/news_release_051705.html	5	0.09%
194.	SU833937 2009 Project Descriptions P3 NCER ORD US EPA http://es.epa.gov/ncer/p3/project_websites/2009/su833937.html	5	0.09%
195.	Community Milestones Newsroom P3 NCER ORD US EPA http://es.epa.gov/ncer/p3/press/05_07_07_ws.html	5	0.09%
196.	Page Title P3 NCER ORD US EPA http://es.epa.gov/ncer/p3/awardplanet.html	5	0.09%
197.	SU833183 2006 Project Descriptions and Photos P3 NCER ORD US EPA http://es.epa.gov/ncer/p3/project_websites/2006/su833183.html	5	0.09%
198.	Green Event Strategies National Sustainable Design Expo P3 NCER ORD US EPA http://es.epa.gov/ncer/p3/greenevent.html	5	0.09%
199.	SU832489 2005 Project Descriptions and Photos P3 NCER ORD US EPA http://es.epa.gov/ncer/p3/project_websites/2005/su832489.html	5	0.09%
200.	SU833195 2006 Project Descriptions and Photos P3 NCER ORD US EPA http://es.epa.gov/ncer/p3/project_websites/2006/su833195.html	5	0.09%
Subtotal for rows: 1 - 200		4,461	80.22%
Other		1,100	19.78%
Total		5,561	100.00%

items 1-200 of 710

Single-Page Visits - Help Card



Column Definitions

Pages

Any displayed page. You can specify for each profile the types of files that qualify as a page. These settings can be changed by the WebTrends administrator.

Visits

Number of visits where the specified page was the exit page. A visit is a series of actions that begins when a visitor views their first page from the server, and ends when the visitor leaves the site or remains idle beyond the idle-time limit. The default idle-time limit is thirty minutes. This time limit can be changed by the system administrator.

%

For each page (row), the percentage of all visits to the site that went to that particular page during the report time period.



Report Descriptions

Briefly:

The proportion of all visits that are single page visits can be surprisingly high, although this phenomenon is experienced on most public websites. But the Single Page Visit statistic is easily skewed by certain site structures. The most common is an arrival page that automatically redirects the visitor to the "real" home page. Single-Page Visits will be underestimated in these cases, because visitors have requested two pages by the time they reach the home page. Any visitor who leaves immediately will be counted as a two-page visit. Their single-page experience will not appear in the Single-Page Visits report.

The Single Page Visits report can be made more accurate by filtering out the arrival page (losing, unfortunately, important referrer information). A better solution is to change the URL of the redirect page into the URL of the target page, using the URL Search and Replace function or WebTrends Scripting Language. Parameters can be different in the two log lines as long as the stem is the same. In the logs, the session will appear to be two consecutive hits to the target page, which WebTrends perceives as a Single-Page Visit to the target page.

Uses and Interpretation:

Before using Single Page Visits (SPVs) to evaluate a site's success, be clear about which Single-Page Visits are desirable or undesirable. For example, are some of your pages intended to be self-sufficient, such as a "What's New" page?

SPVs can be part of a set of overall site metrics called "Percent of all Visits that are Single-Page Visits." Ideally, undesirable SPVs should be low, and desirable SPVs should be high.

Pages in which undesirable SPVs more than expected should be evaluated for possible content or design flaws. Examples:

- There is no obvious way to go further into the site.
- The page doesn't convey what the site is about.
- The visitor is overwhelmed by complexity of the page.
- The page takes too long to load.

In a marketing context, high numbers of Single-Page Visits can indicate that visitors are coming to the site for the wrong reason. Do new visitors have accurate perceptions about what the site offers? Are your ads or search engine listings giving the correct impression?

Other relevant reports and analyses:

Separate SPV Statistics for New and Returning Visitors

Paths, Forward: All Entry Pages

This report shows the most common page-by-page sequence followed by visitors after the specified start page. The paths may or may not include a visit's Exit Page.

Paths, Forward: All Entry Pages

	Next Page Next Page	Visits	% Visits
■	End Of Visit	5,888	63.54%
■ 1.	Basic Information P3 NCER ORD US EPA http://es.epa.gov/ncer/p3/fact_sheet.html	111	1.20%
	2008/2009 P3 Teams P3 NCER ORD US EPA http://es.epa.gov/ncer/p3/current/	16	14.41%
	P3 NCER ORD US EPA http://es.epa.gov/ncer/p3/	9	8.11%
	Sustainability Challenge Areas P3 NCER ORD US EPA http://es.epa.gov/ncer/p3/challengearea.html	6	5.41%
	Photo Gallery P3 NCER ORD US EPA http://es.epa.gov/ncer/p3/photo.html	3	2.70%
	Solicitation Opens Phase I - Project Development P3 NCER ORD US EPA http://es.epa.gov/ncer/p3/solopen.html	2	1.80%
■ 2.	National Sustainable Design Expo P3 NCER ORD US EPA http://es.epa.gov/ncer/P3/expo/	53	0.57%
	Information for P3 Teams P3 NCER ORD US EPA http://es.epa.gov/ncer/p3/teams/	4	7.55%
	National Sustainable Design Expo Archive P3 NCER ORD US EPA http://es.epa.gov/ncer/p3/expo/expo_archive.html	4	7.55%
	Info for Exhibitors Information For P3 NCER ORD US EPA http://es.epa.gov/ncer/p3/become_exhibitor.html	4	7.55%
	P3 and Other Awards Ceremony P3 NCER ORD US EPA http://es.epa.gov/ncer/p3/ceremony/	1	1.89%
	P3 NCER ORD US EPA http://es.epa.gov/ncer/p3/	1	1.89%
■ 3.	2008/2009 P3 Teams P3 NCER ORD US EPA http://es.epa.gov/ncer/p3/current/	51	0.55%
	Basic Information P3 NCER ORD US EPA http://es.epa.gov/ncer/p3/fact_sheet.html	8	15.69%
	P3 NCER ORD US EPA http://es.epa.gov/ncer/p3/	4	7.84%

	Next Page Next Page	Visits	% Visits
	2006/2007 P3 Teams P3 NCER ORD US EPA http://es.epa.gov/ncer/p3/project_websites/2006/	1	1.96%
	Information for P3 Teams P3 NCER ORD US EPA http://es.epa.gov/ncer/p3/teams/	1	1.96%
	SU833918 2009 Project Descriptions P3 NCER ORD US EPA http://es.epa.gov/ncer/p3/project_websites/2009/su833918.html	1	1.96%
■ 4.	P3 NCER ORD US EPA http://es.epa.gov/ncer/p3/	46	0.50%
	2008/2009 P3 Teams P3 NCER ORD US EPA http://es.epa.gov/ncer/p3/current/	6	13.04%
	Basic Information P3 NCER ORD US EPA http://es.epa.gov/ncer/p3/fact_sheet.html	4	8.70%
	How to Apply Phase I - Project Development P3 NCER ORD US EPA http://es.epa.gov/ncer/p3/apply/	1	2.17%
	Index of /ncer/p3/event_2005/su831877/ http://es.epa.gov/ncer/p3/event_2005/su831877/	1	2.17%
	End Of Visit	34	73.91%
■ 5.	How to Apply Phase I - Project Development P3 NCER ORD US EPA http://es.epa.gov/ncer/p3/apply/	27	0.29%
	Solicitation Opens Phase I - Project Development P3 NCER ORD US EPA http://es.epa.gov/ncer/p3/solopen.html	7	25.93%
	SU833545 2008 Project Descriptions P3 NCER ORD US EPA http://es.epa.gov/ncer/p3/project_websites/2008/su833545.html	1	3.70%
	End Of Visit	19	70.37%
■ 6.	Information for P3 Teams P3 NCER ORD US EPA http://es.epa.gov/ncer/p3/teams/	27	0.29%
	Draft Schedule of Events National Sustainable Design Expo P3 NCER ORD US EPA http://es.epa.gov/ncer/p3/expo/events.html	5	18.52%
	Past P3 Projects P3 NCER ORD US EPA http://es.epa.gov/ncer/p3/past/	3	11.11%
	Logistics National Sustainable Design Expo P3 NCER ORD US EPA http://es.epa.gov/ncer/p3/expo/logistics.html	3	11.11%
	National Sustainable Design Expo P3 NCER ORD US EPA http://es.epa.gov/ncer/P3/expo/	2	7.41%

	Next Page Next Page	Visits	% Visits
	Info for Co-Sponsors Information For P3 NCER ORD US EPA http://es.epa.gov/ncer/p3/info/cosponsors.html	1	3.70%
■ 7.	P3 Award Winners P3 NCER ORD US EPA http://es.epa.gov/ncer/p3/success/	23	0.25%
	2008 P3 Award Winners P3 Award Winners and Successes P3 NCER ORD US EPA http://es.epa.gov/ncer/p3/project_websites/2008/2008awardwinners.html	15	65.22%
	2007 P3 Award Winners P3 Award Winners and Successes P3 NCER ORD US EPA http://es.epa.gov/ncer/p3/project_websites/2007/2007awardwinners.html	3	13.04%
	Solicitation Opens Phase I - Project Development P3 NCER ORD US EPA http://es.epa.gov/ncer/p3/solopen.html	1	4.35%
	End Of Visit	4	17.39%
■ 8.	P3 and Other Awards Ceremony P3 NCER ORD US EPA http://es.epa.gov/ncer/p3/ceremony/	23	0.25%
	Basic Information P3 NCER ORD US EPA http://es.epa.gov/ncer/p3/fact_sheet.html	4	17.39%
	Additional Awards P3 Award Competition P3 NCER ORD US EPA http://es.epa.gov/ncer/p3/addawards.html	2	8.70%
	2008/2009 P3 Teams P3 NCER ORD US EPA http://es.epa.gov/ncer/p3/current/	1	4.35%
	How to Apply Phase I - Project Development P3 NCER ORD US EPA http://es.epa.gov/ncer/p3/apply/	1	4.35%
	Information for P3 Teams P3 NCER ORD US EPA http://es.epa.gov/ncer/p3/teams/	1	4.35%
■ 9.	Newsroom P3 NCER ORD US EPA http://es.epa.gov/ncer/p3/news.html	17	0.18%
	Other Sustainability Resources P3 NCER ORD US EPA http://es.epa.gov/ncer/p3/other/	2	11.76%
	P3 and Other Awards Ceremony P3 NCER ORD US EPA http://es.epa.gov/ncer/p3/ceremony/	2	11.76%
	SU832496 2005 Project Descriptions and Photos P3 NCER ORD US EPA http://es.epa.gov/ncer/p3/project_websites/2005/su832496.html	1	5.88%
	Past P3 Projects P3 NCER ORD US EPA http://es.epa.gov/ncer/p3/past/	1	5.88%
	Index of /ncer/p3/project_websites/2007/ http://es.epa.gov/ncer/p3/project_websites/2007/	1	5.88%

	Next Page Next Page	Visits	% Visits
■ 10.	2008 Event Date and Location P3 NCER ORD US EPA http://es.epa.gov/ncer/p3/event_2009/09_date_loc.html	15	0.16%
	http://es.epa.gov/ncer/p3/event_2008/08_date_loc.html	1	6.67%
	End Of Visit	14	93.33%
■ 11.	Employment Resources Forum P3 NCER ORD US EPA http://es.epa.gov/ncer/p3/forum/employ.html	14	0.15%
	End Of Visit	14	100.00%
■ 12.	2008 Expo and P3 Videos P3 NCER ORD US EPA http://es.epa.gov/ncer/p3/multimedia.html	14	0.15%
	Videos: Expo and P3 Overviews P3 NCER ORD US EPA http://es.epa.gov/ncer/p3/overviews.html	1	7.14%
	End Of Visit	13	92.86%
■ 13.	Past P3 Projects P3 NCER ORD US EPA http://es.epa.gov/ncer/p3/past/	14	0.15%
	2005 Project Descriptions and Photos P3 NCER ORD US EPA http://es.epa.gov/ncer/p3/project_websites/2005/2005_phase_1_project_websites.html	4	28.57%
	2006/2007 P3 Teams P3 NCER ORD US EPA http://es.epa.gov/ncer/p3/project_websites/2006/	2	14.29%
	Information For P3 NCER ORD US EPA http://es.epa.gov/ncer/p3/info/	2	14.29%
	2007/2008 P3 Teams Past P3 Projects P3 NCER ORD US EPA http://es.epa.gov/ncer/p3/project_websites/2008/	2	14.29%
	2008 P3 Award Winners P3 Award Winners and Successes P3 NCER ORD US EPA http://es.epa.gov/ncer/p3/project_websites/2008/2008awardwinners.html	1	7.14%
■ 14.	Videos: Expo and P3 Overviews P3 NCER ORD US EPA http://es.epa.gov/ncer/p3/overviews.html	13	0.14%
	2008 Expo and P3 Videos P3 NCER ORD US EPA http://es.epa.gov/ncer/p3/multimedia.html	4	30.77%
	End Of Visit	9	69.23%
■ 15.	Greening the Campus: Improving the Environmental Performance of Buildings and Institutions P3 NCER ORD US EPA http://es.epa.gov/ncer/p3/success/oberlin.html	11	0.12%
	Making Water Treatment Plants Sustainable P3 NCER ORD US EPA http://es.epa.gov/ncer/p3/success/lehigh.html	2	18.18%

	Next Page Next Page	Visits	% Visits
	End Of Visit	9	81.82%
16.	2008 P3 Award Winners P3 Award Winners and Successes P3 NCER ORD US EPA http://es.epa.gov/ncer/p3/project_websites/2008/2008awardwinners.html	11	0.12%
	Contact Us P3 NCER ORD US EPA http://es.epa.gov/ncer/p3/contact.html	1	9.09%
	Additional Awards P3 Award Competition P3 NCER ORD US EPA http://es.epa.gov/ncer/p3/addawards.html	1	9.09%
	End Of Visit	9	81.82%
17.	Info for Exhibitors Information For P3 NCER ORD US EPA http://es.epa.gov/ncer/p3/become_exhibitor.html	10	0.11%
	Media Info For P3 NCER ORD US EPA http://es.epa.gov/ncer/p3/info/media.html	1	10.00%
	Basic Information P3 NCER ORD US EPA http://es.epa.gov/ncer/p3/fact_sheet.html	1	10.00%
	National Sustainable Design Expo Archive P3 NCER ORD US EPA http://es.epa.gov/ncer/p3/expo/expo_archive.html	1	10.00%
	http://es.epa.gov/ncer/p3/event_2008/08_date_loc.html	1	10.00%
	End Of Visit	6	60.00%
18.	National Sustainable Design Expo Archive P3 NCER ORD US EPA http://es.epa.gov/ncer/p3/expo/expo_archive.html	9	0.10%
	End Of Visit	9	100.00%
19.	Forum P3 NCER ORD US EPA http://es.epa.gov/ncer/p3/forum/	9	0.10%
	P3 NCER ORD US EPA http://es.epa.gov/ncer/p3/	9	100.00%
20.	SU833521 2008 Project Descriptions P3 NCER ORD US EPA http://es.epa.gov/ncer/p3/project_websites/2008/su833521.html	8	0.09%
	End Of Visit	8	100.00%
21.	Frequently Asked Questions National Sustainable Design Expo P3 NCER ORD US EPA http://es.epa.gov/ncer/p3/expo/faq.html	8	0.09%
	National Sustainable Design Expo P3 NCER ORD US EPA http://es.epa.gov/ncer/P3/expo/	2	25.00%
	End Of Visit	6	75.00%
22.	AAAS Research Programs Forum P3 NCER ORD US EPA http://es.epa.gov/ncer/p3/forum/aaas.html	7	0.08%

	Next Page Next Page	Visits	% Visits
	2008 National Expo Photo Gallery P3 NCER ORD US EPA http://es.epa.gov/ncer/p3/event_2008/event_photos/expo/expo.html	1	14.29%
	End Of Visit	6	85.71%
■ 23.	Sustainability Challenge Areas P3 NCER ORD US EPA http://es.epa.gov/ncer/p3/challengearea.html	6	0.06%
	National Sustainable Design Expo P3 NCER ORD US EPA http://es.epa.gov/ncer/P3/expo/	2	33.33%
	Index of /ncer/p3/event_2005/P3_photos_cont/ http://es.epa.gov/ncer/p3/event_2005/P3_photos_cont/	1	16.67%
	End Of Visit	3	50.00%
■ 24.	http://es.epa.gov/ncer/p3/event_2008/08_date_loc.html	6	0.06%
	2008 Event Date and Location P3 NCER ORD US EPA http://es.epa.gov/ncer/p3/event_2009/09_date_loc.html	6	100.00%
■ 25.	Other Sustainability Resources P3 NCER ORD US EPA http://es.epa.gov/ncer/p3/other/	6	0.06%
	Index of /ncer/p3/event_2007/event_photos/teams/ http://es.epa.gov/ncer/p3/event_2007/event_photos/teams/	1	16.67%
	End Of Visit	5	83.33%
■ 26.	EPA: NCER: P3 Award: A National Student Design Competition for Sustainability focusing on People, Prosperity, and the Planet http://es.epa.gov/ncer/p3/designs_sustain_rfp.html	6	0.06%
	Current Partners Information for Partners P3 NCER ORD US EPA http://es.epa.gov/ncer/p3/partners/	2	33.33%
	Media Info For P3 NCER ORD US EPA http://es.epa.gov/ncer/p3/info/media.html	1	16.67%
	End Of Visit	3	50.00%
■ 27.	Current Partners Information for Partners P3 NCER ORD US EPA http://es.epa.gov/ncer/p3/partners/	5	0.05%
	SU833512 2007/2008 P3 Teams P3 NCER ORD US EPA http://es.epa.gov/ncer/p3/event_2008/event_photos/teams/su833514/su833514.html	1	20.00%
	End Of Visit	4	80.00%

	Next Page Next Page	Visits	% Visits
■ 28.	SU833938 2009 Project Descriptions P3 NCER ORD US EPA http://es.epa.gov/ncer/p3/project_websites/2009/su833938.html	5	0.05%
	End Of Visit	5	100.00%
■ 29.	Photo Gallery P3 NCER ORD US EPA http://es.epa.gov/ncer/p3/photo.html	5	0.05%
	2008 P3 Competitors Photo Gallery P3 NCER ORD US EPA http://es.epa.gov/ncer/p3/event_2008/event_photos/teams/2008_competitors.html	1	20.00%
	End Of Visit	4	80.00%
■ 30.	Application Overview Phase I - P3 Grant Competition/Proof of Concept P3 NCER ORD US EPA http://es.epa.gov/ncer/p3/appoverview.html	5	0.05%
	Basic Information P3 NCER ORD US EPA http://es.epa.gov/ncer/p3/fact_sheet.html	1	20.00%
	End Of Visit	4	80.00%
■ 31.	Information For P3 NCER ORD US EPA http://es.epa.gov/ncer/p3/info/	5	0.05%
	Grant Recipients P3 NCER ORD US EPA http://es.epa.gov/ncer/p3/grantrecip.html	2	40.00%
	Information for P3 Teams P3 NCER ORD US EPA http://es.epa.gov/ncer/p3/teams/	1	20.00%
	End Of Visit	2	40.00%
■ 32.	EPA: P3 Award: Press Release http://es.epa.gov/ncer/p3/projects/	5	0.05%
	End Of Visit	5	100.00%
■ 33.	2007 P3 Award Winners P3 Award Winners and Successes P3 NCER ORD US EPA http://es.epa.gov/ncer/p3/project_websites/2007/2007awardwinners.html	5	0.05%
	End Of Visit	5	100.00%
■ 34.	2007/2008 P3 Teams Past P3 Projects P3 NCER ORD US EPA http://es.epa.gov/ncer/p3/project_websites/2008/	5	0.05%
	2006/2007 P3 Teams P3 NCER ORD US EPA http://es.epa.gov/ncer/p3/project_websites/2006/	5	100.00%
■ 35.	Knowing the Score Helps Students Save Energy P3 NCER ORD US EPA http://es.epa.gov/ncer/p3/success/oberlinfeature.html	4	0.04%
	End Of Visit	4	100.00%

	Next Page Next Page	Visits	% Visits
36.	SU833513 2007/2008 P3 Teams P3 NCER ORD US EPA http://es.epa.gov/ncer/p3/event_2008/event_photos/teams/su833513/su833513.html	4	0.04%
	Student Engineering Group Wins Honorable http://es.epa.gov/ncer/p3/press/may_17_2006iowa.html	2	50.00%
	SU831829 Project Descriptions and Photos P3 NCER ORD US EPA http://es.epa.gov/ncer/p3/project_photos/su831829/su831829.html	2	50.00%
37.	Contact Us P3 NCER ORD US EPA http://es.epa.gov/ncer/p3/contact.html	4	0.04%
	Videos: Expo and P3 Overviews P3 NCER ORD US EPA http://es.epa.gov/ncer/p3/overviews.html	3	75.00%
	End Of Visit	1	25.00%
38.	SU833940 2009 Project Descriptions P3 NCER ORD US EPA http://es.epa.gov/ncer/p3/project_websites/2009/su833940.html	4	0.04%
	End Of Visit	4	100.00%
39.	Info for Co-Sponsors Information For P3 NCER ORD US EPA http://es.epa.gov/ncer/p3/info/cosponsors.html	4	0.04%
	End Of Visit	4	100.00%
40.	EPA: P3: People, Prosperity and the Planet Student Design Competition for Sustainability: Information for P3 Teams http://es.epa.gov/ncer/p3/info/team.html	4	0.04%
	End Of Visit	4	100.00%
41.	P3 Newsroom Archive 2006 Newsroom P3 NCER ORD US EPA http://es.epa.gov/ncer/p3/press/	4	0.04%
	End Of Visit	4	100.00%
42.	Forms P3 NCER ORD US EPA http://es.epa.gov/ncer/P3/forms/	4	0.04%
	STUDENT TEAMS RECEIVE EPA'S FIRST P3 AWARDS 2006 Newsroom P3 NCER ORD US EPA http://es.epa.gov/ncer/p3/press/news_release_051705.html	1	25.00%
	End Of Visit	3	75.00%
43.	National Mall Map 2006 Newsroom P3 NCER ORD US EPA http://es.epa.gov/ncer/p3/press/mall_map.html	4	0.04%
	End Of Visit	4	100.00%

	Next Page Next Page	Visits	% Visits
■ 44.	Additional Awards P3 Award Competition P3 NCER ORD US EPA http://es.epa.gov/ncer/p3/addawards.html End Of Visit	4 4	0.04% 100.00%
■ 45.	SU833534 2008 Project Descriptions P3 NCER ORD US EPA http://es.epa.gov/ncer/p3/project_websites/2008/su833534.html SU833517 2007/2008 P3 Teams P3 NCER ORD US EPA http://es.epa.gov/ncer/p3/event_2008/event_photos/teams/su833517/su833517.html End Of Visit	3 1 2	0.03% 33.33% 66.67%
■ 46.	SU833521 2007/2008 P3 Teams P3 NCER ORD US EPA http://es.epa.gov/ncer/p3/event_2008/event_photos/teams/su833521/su833521.html SU833539 2007/2008 P3 Teams P3 NCER ORD US EPA http://es.epa.gov/ncer/p3/event_2008/event_photos/teams/su833539/su833539.html End Of Visit	3 1 2	0.03% 33.33% 66.67%
■ 47.	SU832481 2005 Project Descriptions and Photos P3 NCER ORD US EPA http://es.epa.gov/ncer/p3/project_websites/2005/su832481.html End Of Visit	3 3	0.03% 100.00%
■ 48.	2008 Expo and P3 Audio Files P3 NCER ORD US EPA http://es.epa.gov/ncer/p3/event_2008/audio_files/ SU833931 2009 Project Descriptions P3 NCER ORD US EPA http://es.epa.gov/ncer/p3/project_websites/2009/su833931.html End Of Visit	3 1 2	0.03% 33.33% 66.67%
■ 49.	SU832492 2005 Project Descriptions and Photos P3 NCER ORD US EPA http://es.epa.gov/ncer/p3/project_websites/2005/su832492.html End Of Visit	3 3	0.03% 100.00%
■ 50.	2006 P3 Award Winners P3 Award Winners and Successes P3 NCER ORD US EPA http://es.epa.gov/ncer/p3/project_websites/2006/2006awardwinners.html End Of Visit	3 3	0.03% 100.00%
■ 51.	SU832514 2005 Project Descriptions and Photos P3 NCER ORD US EPA http://es.epa.gov/ncer/p3/event_2006/su832514/su832514.html	3	0.03%

	Next Page Next Page	Visits	% Visits
	End Of Visit	3	100.00%
■ 52.	Announcements and Discussion Area Information for P3 Teams P3 NCER ORD US EPA http://es.epa.gov/ncer/p3/event_2008/08_announcements.html	3	0.03%
	End Of Visit	3	100.00%
■ 53.	Index of /ncer/p3/event_2008/event_photos/teams/su833537/ http://es.epa.gov/ncer/p3/event_2008/event_photos/teams/su833537/	3	0.03%
	Index of /ncer/p3/event_2005/su831834/ http://es.epa.gov/ncer/p3/event_2005/su831834/	3	100.00%
■ 54.	SU833539 2008 Project Descriptions P3 NCER ORD US EPA http://es.epa.gov/ncer/p3/project_websites/2008/su833539.html	3	0.03%
	End Of Visit	3	100.00%
■ 55.	Draft Schedule of Events National Sustainable Design Expo P3 NCER ORD US EPA http://es.epa.gov/ncer/p3/expo/events.html	3	0.03%
	Information for P3 Teams P3 NCER ORD US EPA http://es.epa.gov/ncer/p3/teams/	1	33.33%
	End Of Visit	2	66.67%
■ 56.	Project Descriptions and Photos P3 NCER ORD US EPA http://es.epa.gov/ncer/p3/project_websites/2004/su831855.html	3	0.03%
	P3: People, Prosperity and the Planet 2006 Newsroom P3 NCER ORD US EPA http://es.epa.gov/ncer/p3/press/may_15_2006fed.html	1	33.33%
	End Of Visit	2	66.67%
■ 57.	EPA P3 Winner Announced Newsroom P3 NCER ORD US EPA http://es.epa.gov/ncer/p3/press/05_03_07.html	3	0.03%
	End Of Visit	3	100.00%
■ 58.	SU833512 2007/2008 P3 Teams P3 NCER ORD US EPA http://es.epa.gov/ncer/p3/event_2008/event_photos/teams/su833512/su833512.html	3	0.03%
	SU833562 2008 Project Descriptions P3 NCER ORD US EPA http://es.epa.gov/ncer/p3/project_websites/2008/su833562.html	2	66.67%
	SU833564 2007/2008 P3 Teams P3 NCER ORD US EPA http://es.epa.gov/ncer/p3/event_2008/event_photos/teams/su833564/su833564.html	1	33.33%

	Next Page Next Page	Visits	% Visits
■ 59.	SU832486 2005 Project Descriptions and Photos P3 NCER ORD US EPA http://es.epa.gov/ncer/p3/event_2006/su832486/su832486.html	3	0.03%
	End Of Visit	3	100.00%
■ 60.	Grant Recipients P3 NCER ORD US EPA http://es.epa.gov/ncer/p3/grantrecip.html	2	0.02%
	SU832492 2005 Project Descriptions and Photos P3 NCER ORD US EPA http://es.epa.gov/ncer/p3/event_2006/su832492/su832492.html	1	50.00%
	Forms P3 NCER ORD US EPA http://es.epa.gov/ncer/P3/forms/	1	50.00%
■ 61.	SU832474 2005 Project Descriptions and Photos P3 NCER ORD US EPA http://es.epa.gov/ncer/p3/project_websites/2005/su832474.html	2	0.02%
	SU833515 2008 Project Descriptions P3 NCER ORD US EPA http://es.epa.gov/ncer/p3/project_websites/2008/su833515.html	1	50.00%
	End Of Visit	1	50.00%
■ 62.	Project Descriptions and Photos P3 NCER ORD US EPA http://es.epa.gov/ncer/p3/project_websites/2004/su831833.html	2	0.02%
	End Of Visit	2	100.00%
■ 63.	People - Education Phase II - P3 Award Winners P3: People, Prosperity and the Planet Student Design Competition for Sustainability US EPA http://es.epa.gov/ncer/p3/awardededucation.html	2	0.02%
	Page Title P3 NCER ORD US EPA http://es.epa.gov/ncer/p3/awardplanet.html	1	50.00%
	End Of Visit	1	50.00%
■ 64.	SU833508 2007/2008 P3 Teams P3 NCER ORD US EPA http://es.epa.gov/ncer/p3/event_2008/event_photos/teams/su833508/su833508.html	2	0.02%
	SU833540 2007/2008 P3 Teams P3 NCER ORD US EPA http://es.epa.gov/ncer/p3/event_2008/event_photos/teams/su833540/su833540.html	2	100.00%
■ 65.	SU833947 2009 Project Descriptions P3 NCER ORD US EPA http://es.epa.gov/ncer/p3/project_websites/2009/su833947.html	2	0.02%
	End Of Visit	2	100.00%

	Next Page Next Page	Visits	% Visits
■ 66.	Going for the Gold with Green Technology 2006 Newsroom P3 NCER ORD US EPA http://es.epa.gov/ncer/p3/press/may_11_2006epa.html	2	0.02%
	SU833153 2006/2007 P3 Teams P3 NCER ORD US EPA http://es.epa.gov/ncer/p3/event_2007/event_photos/teams/su833153/su833153.html	1	50.00%
	SU832491 2005 Project Descriptions and Photos P3 NCER ORD US EPA http://es.epa.gov/ncer/p3/project_websites/2005/su832491.html	1	50.00%
■ 67.	2006 Award Ceremony Photo Gallery P3: People, Prosperity and the Planet Student Design Competition for Sustainability US EPA http://es.epa.gov/ncer/p3/event_2006/event_photos/awards/awards.html	2	0.02%
	SU833172 2006 Project Descriptions and Photos P3 NCER ORD US EPA http://es.epa.gov/ncer/p3/project_websites/2006/su833172.html	2	100.00%
■ 68.	"Growing" Buildings 2006 Newsroom P3 NCER ORD US EPA http://es.epa.gov/ncer/p3/press/may_14_2006.html	2	0.02%
	U.Va.'s Learning Barge Project Wins \$75,000 EPA P3 Award for Sustainable DESIGN 2007 Newsroom P3 NCER ORD US EPA http://es.epa.gov/ncer/p3/press/05_07_07_uva.html	1	50.00%
	End Of Visit	1	50.00%
■ 69.	SU831830 Project Descriptions and Photos P3 NCER ORD US EPA http://es.epa.gov/ncer/p3/project_photos/su831830/su831830.html	2	0.02%
	End Of Visit	2	100.00%
■ 70.	2006/2007 P3 Teams P3 NCER ORD US EPA http://es.epa.gov/ncer/p3/project_websites/2006/	2	0.02%
	Solicitation Opens Phase I - Project Development P3 NCER ORD US EPA http://es.epa.gov/ncer/p3/solopen.html	1	50.00%
	End Of Visit	1	50.00%
■ 71.	U-M Team Earns National EPA Honor 2006 Newsroom P3 NCER ORD US EPA http://es.epa.gov/ncer/p3/press/june_9_2006um.html	2	0.02%
	SU832511 2005 Project Descriptions and Photos P3 NCER ORD US EPA http://es.epa.gov/ncer/p3/project_websites/2005/su832511.html	1	50.00%

	Next Page Next Page	Visits	% Visits
	SU832489 2005 Project Descriptions and Photos P3 NCER ORD US EPA http://es.epa.gov/ncer/p3/project_websites/2005/su832489.html	1	50.00%
72.	SU833557 2007/2008 P3 Teams P3 NCER ORD US EPA http://es.epa.gov/ncer/p3/event_2008/event_photos/teams/su833557/su833557.html	2	0.02%
	"Growing" Buildings 2006 Newsroom P3 NCER ORD US EPA http://es.epa.gov/ncer/p3/press/may_14_2006.html	1	50.00%
	End Of Visit	1	50.00%
73.	Phase I - Project Development P3 NCER ORD US EPA http://es.epa.gov/ncer/p3/phase1proof.html	2	0.02%
	End Of Visit	2	100.00%
74.	SU833548 2007/2008 P3 Teams P3 NCER ORD US EPA http://es.epa.gov/ncer/p3/event_2008/event_photos/teams/su833548/su833548.html	2	0.02%
	SU833561 2007/2008 P3 Teams P3 NCER ORD US EPA http://es.epa.gov/ncer/p3/event_2008/event_photos/teams/su833561/su833561.html	2	100.00%
75.	Professors, Students Make Environmentally Sustainable House Newsroom P3 NCER ORD US EPA http://es.epa.gov/ncer/p3/press/04_26_07_ballstate.html	2	0.02%
	End Of Visit	2	100.00%
76.	SU833912 2009 Project Descriptions P3 NCER ORD US EPA http://es.epa.gov/ncer/p3/project_websites/2009/su833912.html	2	0.02%
	End Of Visit	2	100.00%
77.	SU833152 2006 Project Descriptions and Photos P3 NCER ORD US EPA http://es.epa.gov/ncer/p3/project_websites/2006/su833152.html	2	0.02%
	SU833529 2008 Project Descriptions P3 NCER ORD US EPA http://es.epa.gov/ncer/p3/project_websites/2008/su833529.html	2	100.00%
78.	P3 NCER ORD US EPA http://es.epa.gov/ncer/p3/	2	0.02%
	End Of Visit	2	100.00%
79.	Project Descriptions and Photos P3 NCER ORD US EPA http://es.epa.gov/ncer/p3/project_websites/2004/su831877.html	2	0.02%

	Next Page Next Page	Visits	% Visits
	End Of Visit	2	100.00%
80.	SU832490 2005 Project Descriptions and Photos P3 NCER ORD US EPA http://es.epa.gov/ncer/p3/event_2006/su832490/su832490.html	2	0.02%
	End Of Visit	2	100.00%
81.	SU833170 2006 Project Descriptions and Photos P3 NCER ORD US EPA http://es.epa.gov/ncer/p3/project_websites/2006/su833170.html	2	0.02%
	SU833564 2007/2008 P3 Teams P3 NCER ORD US EPA http://es.epa.gov/ncer/p3/event_2008/event_photos/teams/su833564/su833564.html	1	50.00%
	End Of Visit	1	50.00%
82.	Peer Review Phase I - Project Development P3 NCER ORD US EPA http://es.epa.gov/ncer/p3/peerreview.html	2	0.02%
	End Of Visit	2	100.00%
83.	SU832476 2005 Project Descriptions and Photos P3 NCER ORD US EPA http://es.epa.gov/ncer/p3/event_2006/su832476/su832476.html	2	0.02%
	End Of Visit	2	100.00%
84.	SU833517 2008 Project Descriptions P3 NCER ORD US EPA http://es.epa.gov/ncer/p3/project_websites/2008/su833517.html	2	0.02%
	End Of Visit	2	100.00%
85.	National Sustainable Design Expo Co-Sponsors Information For P3 NCER ORD US EPA http://es.epa.gov/ncer/p3/info/cosponsors_archive.html	2	0.02%
	Project Descriptions and Photos P3 NCER ORD US EPA http://es.epa.gov/ncer/p3/project_websites/2004/su831863.html	1	50.00%
	End Of Visit	1	50.00%
86.	SU833554 2007/2008 P3 Teams P3 NCER ORD US EPA http://es.epa.gov/ncer/p3/event_2008/event_photos/teams/su833554/su833554.html	2	0.02%
	End Of Visit	2	100.00%
87.	SU833937 2009 Project Descriptions P3 NCER ORD US EPA http://es.epa.gov/ncer/p3/project_websites/2009/su833937.html	2	0.02%

	Next Page Next Page	Visits	% Visits
	Jeopardy! Quizzes America with Environmental Clues Newsroom Archive Newsroom P3 NCER ORD US EPA http://es.epa.gov/ncer/p3/press/05_07_07.html	1	50.00%
	End Of Visit	1	50.00%
■ 88.	SU833553 2008 Project Descriptions P3 NCER ORD US EPA http://es.epa.gov/ncer/p3/project_websites/2008/su833553.html	2	0.02%
	SU833517 2008 Project Descriptions P3 NCER ORD US EPA http://es.epa.gov/ncer/p3/project_websites/2008/su833517.html	1	50.00%
	SU833924 2009 Project Descriptions P3 NCER ORD US EPA http://es.epa.gov/ncer/p3/project_websites/2009/su833924.html	1	50.00%
■ 89.	Student Group Tests Solar Greenhouse Energy Efficiency Newsroom P3 NCER ORD US EPA http://es.epa.gov/ncer/p3/press/04_16_07.html	2	0.02%
	SU833552 2007/2008 P3 Teams P3 NCER ORD US EPA http://es.epa.gov/ncer/p3/event_2008/event_photos/teams/su833552/su833552.html	1	50.00%
	End Of Visit	1	50.00%
■ 90.	SU833550 2008 Project Descriptions P3 NCER ORD US EPA http://es.epa.gov/ncer/p3/project_websites/2008/su833550.html	2	0.02%
	End Of Visit	2	100.00%
■ 91.	Information for Partners Info For P3 NCER ORD US EPA http://es.epa.gov/ncer/p3/info/partners.html	2	0.02%
	End Of Visit	2	100.00%
■ 92.	Index of /ncer/p3/project_photos/su831888/ http://es.epa.gov/ncer/p3/project_photos/su831888/	2	0.02%
	Index of /ncer/p3/project_photos/su831892/ http://es.epa.gov/ncer/p3/project_photos/su831892/	2	100.00%
■ 93.	SU832511 2005 Project Descriptions and Photos P3 NCER ORD US EPA http://es.epa.gov/ncer/p3/project_websites/2005/su832511.html	2	0.02%
	End Of Visit	2	100.00%
■ 94.	2006 Award Ceremony Agenda 2006 Newsroom P3 NCER ORD US EPA http://es.epa.gov/ncer/p3/press/awardagenda06.html	2	0.02%
	Additional Awards P3 Award Competition P3 NCER ORD US EPA http://es.epa.gov/ncer/p3/addawards.html	1	50.00%

	Next Page Next Page	Visits	% Visits
	End Of Visit	1	50.00%
95.	Logistics National Sustainable Design Expo P3 NCER ORD US EPA http://es.epa.gov/ncer/p3/expo/logistics.html	2	0.02%
	End Of Visit	2	100.00%
96.	Project Descriptions and Photos P3 NCER ORD US EPA http://es.epa.gov/ncer/p3/project_websites/2004/su831889.html	2	0.02%
	End Of Visit	2	100.00%
97.	Index of /ncer/p3/event_2006/su832501/ http://es.epa.gov/ncer/p3/event_2006/su832501/	2	0.02%
	End Of Visit	2	100.00%
98.	SU833911 2009 Project Descriptions P3 NCER ORD US EPA http://es.epa.gov/ncer/p3/project_websites/2009/su833911.html	2	0.02%
	End Of Visit	2	100.00%
99.	Students Step it up for Sustainability 2006 Newsroom P3 NCER ORD US EPA http://es.epa.gov/ncer/p3/press/june_28_2006ord.html	2	0.02%
	EPA Sustainability Programs P3 NCER ORD US EPA http://es.epa.gov/ncer/p3/epa/	1	50.00%
	SU833534 2007/2008 P3 Teams P3 NCER ORD US EPA http://es.epa.gov/ncer/p3/event_2008/event_photos/teams/su833534/su833534.html	1	50.00%
100.	2007 National Expo Photo Gallery P3 NCER ORD US EPA http://es.epa.gov/ncer/p3/event_2007/event_photos/expo/expo.html	2	0.02%
	P3 Award Winners P3 NCER ORD US EPA http://es.epa.gov/ncer/p3/success/	1	50.00%
	2007 P3 Competitors Photo Gallery P3 NCER ORD US EPA http://es.epa.gov/ncer/p3/event_2007/event_photos/teams/2007_competitors.html	1	50.00%
101.	SU833512 2008 Project Descriptions P3 NCER ORD US EPA http://es.epa.gov/ncer/p3/project_websites/2008/su833512.html	2	0.02%
	SU833517 2008 Project Descriptions P3 NCER ORD US EPA http://es.epa.gov/ncer/p3/project_websites/2008/su833517.html	1	50.00%

	Next Page Next Page	Visits	% Visits
	Project Descriptions and Photos P3 NCER ORD US EPA http://es.epa.gov/ncer/p3/project_websites/2004/su831896.html	1	50.00%
■ 102.	SU833188 2006 Project Descriptions and Photos P3 NCER ORD US EPA http://es.epa.gov/ncer/p3/project_websites/2006/su833188.html	2	0.02%
	People - Education Phase II - P3 Award Winners P3: People, Prosperity and the Planet Student Design Competition for Sustainability US EPA http://es.epa.gov/ncer/p3/awardededucation.html	1	50.00%
	SU833551 2007/2008 P3 Teams P3 NCER ORD US EPA http://es.epa.gov/ncer/p3/event_2008/event_photos/teams/su833551/su833551.html	1	50.00%
■ 103.	SU832495 2005 Project Descriptions and Photos P3 NCER ORD US EPA http://es.epa.gov/ncer/p3/event_2006/su832495/su832495.html	2	0.02%
	SU832496 2005 Project Descriptions and Photos P3 NCER ORD US EPA http://es.epa.gov/ncer/p3/event_2006/su832496/su832496.html	1	50.00%
	SU832508 2005 Project Descriptions and Photos P3 NCER ORD US EPA http://es.epa.gov/ncer/p3/event_2006/su832508/su832508.html	1	50.00%
■ 104.	SU833935 2009 Project Descriptions P3 NCER ORD US EPA http://es.epa.gov/ncer/p3/project_websites/2009/su833935.html	1	0.01%
	2007 National Expo Photo Gallery P3 NCER ORD US EPA http://es.epa.gov/ncer/p3/event_2007/event_photos/expo/expo.html	1	100.00%
■ 105.	Students Win Grant for Environmental Work in Panama Newsroom P3 NCER ORD US EPA http://es.epa.gov/ncer/p3/press/blog_11_18_06_rsquared.html	1	0.01%
	Mountaineer Pride on Campus Newsroom P3 NCER ORD US EPA http://es.epa.gov/ncer/p3/press/05_02_07.html	1	100.00%
■ 106.	Resources P3 NCER ORD US EPA http://es.epa.gov/ncer/p3/resources.html	1	0.01%
	End Of Visit	1	100.00%
■ 107.	SU833522 2008 Project Descriptions P3 NCER ORD US EPA http://es.epa.gov/ncer/p3/project_websites/2008/su833522.html	1	0.01%

	Next Page Next Page	Visits	% Visits
	Newsroom P3 NCER ORD US EPA http://es.epa.gov/ncer/p3/news.html	1	100.00%
■ 108.	SU833915 2009 Project Descriptions P3 NCER ORD US EPA http://es.epa.gov/ncer/p3/project_websites/2009/su833915.html End Of Visit	1	0.01%
		1	100.00%
■ 109.	SU831899 Project Descriptions and Photos P3 NCER ORD US EPA http://es.epa.gov/ncer/p3/project_photos/su831899/su831899.html SU833534 2008 Project Descriptions P3 NCER ORD US EPA http://es.epa.gov/ncer/p3/project_websites/2008/su833534.html	1	0.01%
		1	100.00%
■ 110.	SU832509 2005 Project Descriptions and Photos P3 NCER ORD US EPA http://es.epa.gov/ncer/p3/event_2006/su832509/su832509.html End Of Visit	1	0.01%
		1	100.00%
■ 111.	SU831899 Project Descriptions and Photos P3: People, Prosperity and the Planet Student Design Competition for Sustainability US EPA http://es.epa.gov/ncer/p3/event_2005/su831899/su831899.html End Of Visit	1	0.01%
		1	100.00%
■ 112.	SU831883 Project Descriptions and Photos P3: People, Prosperity and the Planet Student Design Competition for Sustainability US EPA http://es.epa.gov/ncer/p3/event_2005/su831883/su831883.html Phase 2 Award Winners and Honorable Mentions P3 NCER ORD US EPA http://es.epa.gov/ncer/p3/event_2005/2004_phase_2_project_websites.html	1	0.01%
		1	100.00%
■ 113.	SU831885 Project Descriptions and Photos P3: People, Prosperity and the Planet Student Design Competition for Sustainability US EPA http://es.epa.gov/ncer/p3/event_2005/su831885/su831885.html End Of Visit	1	0.01%
		1	100.00%
■ 114.	SU833518 2008 Project Descriptions P3 NCER ORD US EPA http://es.epa.gov/ncer/p3/project_websites/2008/su833518.html SU833187 2006/2007 P3 Teams P3 NCER ORD US EPA http://es.epa.gov/ncer/p3/event_2007/event_photos/teams/su833187/su833187.html	1	0.01%
		1	100.00%

	Next Page Next Page	Visits	% Visits
115.	Media Info For P3 NCER ORD US EPA http://es.epa.gov/ncer/p3/info/media.html End Of Visit	1 1	0.01% 100.00%
116.	U.Florida Students Win Awards in D.C. 2007 Newsroom P3 NCER ORD US EPA http://es.epa.gov/ncer/p3/press/05_15_07.html End Of Visit	1 1	0.01% 100.00%
117.	P3 Award Competition P3 NCER ORD US EPA http://es.epa.gov/ncer/p3/awardcomp.html End Of Visit	1 1	0.01% 100.00%
118.	Project Descriptions and Photos P3 NCER ORD US EPA http://es.epa.gov/ncer/p3/project_websites/2004/su831875.html SU833173 2006 Project Descriptions and Photos P3 NCER ORD US EPA http://es.epa.gov/ncer/p3/project_websites/2006/su833173.html	1 1	0.01% 100.00%
119.	2007 Award Ceremony Photo Gallery P3 NCER ORD US EPA http://es.epa.gov/ncer/p3/event_2007/event_photos/awards/awards.html End Of Visit	1 1	0.01% 100.00%
120.	Learning Barge Project Cleans Up at EPA P3 Awards Newsroom P3 NCER ORD US EPA http://es.epa.gov/ncer/p3/press/04_27_07.html Appalachian Student Team Wins Second \$75,000 EPA Award Newsroom P3 NCER ORD US EPA http://es.epa.gov/ncer/p3/press/04_27_07_faa.html	1 1	0.01% 100.00%
121.	Project Descriptions and Photos P3 NCER ORD US EPA http://es.epa.gov/ncer/p3/project_websites/2004/su831881.html End Of Visit	1 1	0.01% 100.00%
122.	SU833536 2007/2008 P3 Teams P3 NCER ORD US EPA http://es.epa.gov/ncer/p3/event_2008/event_photos/teams/su833536/su833536.html Forum P3 NCER ORD US EPA http://es.epa.gov/ncer/p3/forum/	1 1	0.01% 100.00%
123.	Index of /ncer/p3/event_2008/event_photos/teams/su833564/ http://es.epa.gov/ncer/p3/event_2008/event_photos/teams/su833564/ 2008 Expo and P3 Audio Files P3 NCER ORD US EPA http://es.epa.gov/ncer/p3/event_2008/audio_files/	1 1	0.01% 100.00%

	Next Page Next Page	Visits	% Visits
■ 124.	SU833565 2008 Project Descriptions P3 NCER ORD US EPA http://es.epa.gov/ncer/p3/project_websites/2008/su833565.html	1	0.01%
	SU832503 2005 Project Descriptions and Photos P3 NCER ORD US EPA http://es.epa.gov/ncer/p3/event_2006/su832503/su832503.html	1	100.00%
■ 125.	SU833151 2006/2007 P3 Teams P3 NCER ORD US EPA http://es.epa.gov/ncer/p3/event_2007/event_photos/teams/su833151/su833151.html	1	0.01%
	End Of Visit	1	100.00%
■ 126.	SU833951 2009 Project Descriptions P3 NCER ORD US EPA http://es.epa.gov/ncer/p3/project_websites/2009/su833951.html	1	0.01%
	End Of Visit	1	100.00%
■ 127.	SU831863 Project Descriptions and Photos P3: People, Prosperity and the Planet Student Design Competition for Sustainability US EPA http://es.epa.gov/ncer/p3/event_2005/su831863/su831863.html	1	0.01%
	End Of Visit	1	100.00%
■ 128.	SU831832 Project Descriptions and Photos P3 NCER ORD US EPA http://es.epa.gov/ncer/p3/project_photos/su831832/su831832.html	1	0.01%
	End Of Visit	1	100.00%
■ 129.	Spring 2007 Forecast: A Green Planet and Green Economy Newsroom P3 NCER ORD US EPA http://es.epa.gov/ncer/p3/press/04_23_07.html	1	0.01%
	End Of Visit	1	100.00%
■ 130.	EPA Sustainability Programs P3 NCER ORD US EPA http://es.epa.gov/ncer/p3/epa/	1	0.01%
	Page Title P3 NCER ORD US EPA http://es.epa.gov/ncer/p3/awardplanet.html	1	100.00%
■ 131.	SU833155 2006 Project Descriptions and Photos P3 NCER ORD US EPA http://es.epa.gov/ncer/p3/project_websites/2006/su833155.html	1	0.01%
	End Of Visit	1	100.00%
■ 132.	SU833511 2007/2008 P3 Teams P3 NCER ORD US EPA http://es.epa.gov/ncer/p3/event_2008/event_photos/teams/su833511/su833511.html	1	0.01%

	Next Page Next Page	Visits	% Visits
	Looking to the sky for a water supply 2006 Newsroom P3 NCER ORD US EPA http://es.epa.gov/ncer/p3/press/april_16_2006north.html	1	100.00%
■ 133.	Highlights from the National Sustainable Design Expo Newsroom P3 NCER ORD US EPA http://es.epa.gov/ncer/p3/press/blog_05_01_07_sands.html End Of Visit	1	0.01%
	End Of Visit	1	100.00%
■ 134.	Announcements Archive National Sustainable Design Expo Archive Expo P3 NCER ORD US EPA http://es.epa.gov/ncer/p3/announcement_archive.html National Sustainable Design Expo 2008 P3 NCER ORD US EPA http://es.epa.gov/ncer/p3/expo/expo_2008.html	1	0.01%
	National Sustainable Design Expo 2008 P3 NCER ORD US EPA http://es.epa.gov/ncer/p3/expo/expo_2008.html	1	100.00%
■ 135.	SU831864 Project Descriptions and Photos P3 NCER ORD US EPA http://es.epa.gov/ncer/p3/project_photos/su831864/su831864.html SU833556 2007/2008 P3 Teams P3 NCER ORD US EPA http://es.epa.gov/ncer/p3/event_2008/event_photos/teams/su833556/su833556.html	1	0.01%
	SU833556 2007/2008 P3 Teams P3 NCER ORD US EPA http://es.epa.gov/ncer/p3/event_2008/event_photos/teams/su833556/su833556.html	1	100.00%
■ 136.	SU832504 2005 Project Descriptions and Photos P3 NCER ORD US EPA http://es.epa.gov/ncer/p3/event_2006/su832504/su832504.html SU832502 2005 Project Descriptions and Photos P3 NCER ORD US EPA http://es.epa.gov/ncer/p3/project_websites/2005/su832502.html	1	0.01%
	SU832502 2005 Project Descriptions and Photos P3 NCER ORD US EPA http://es.epa.gov/ncer/p3/project_websites/2005/su832502.html	1	100.00%
■ 137.	2005 Project Descriptions and Photos P3 NCER ORD US EPA http://es.epa.gov/ncer/p3/project_websites/2005/2005_phase_1_project_websites.html 2008/2009 P3 Teams P3 NCER ORD US EPA http://es.epa.gov/ncer/p3/current/	1	0.01%
	2008/2009 P3 Teams P3 NCER ORD US EPA http://es.epa.gov/ncer/p3/current/	1	100.00%
■ 138.	EPA Unveils Plans for Design Contest Newsroom P3 NCER ORD US EPA http://es.epa.gov/ncer/p3/press/11_14_06_badger.html Good Work: For People and Planet 2006 Newsroom P3 NCER ORD US EPA http://es.epa.gov/ncer/p3/press/may_11_2006.html	1	0.01%
	Good Work: For People and Planet 2006 Newsroom P3 NCER ORD US EPA http://es.epa.gov/ncer/p3/press/may_11_2006.html	1	100.00%
■ 139.	SU832514 2005 Project Descriptions and Photos P3 NCER ORD US EPA http://es.epa.gov/ncer/p3/project_websites/2005/su832514.html End Of Visit	1	0.01%
	End Of Visit	1	100.00%

	Next Page Next Page	Visits	% Visits
■ 140.	SU833552 2007/2008 P3 Teams P3 NCER ORD US EPA http://es.epa.gov/ncer/p3/event_2008/event_photos/teams/su833552/su833552.html	1	0.01%
	SU833174 2006 Project Descriptions and Photos P3 NCER ORD US EPA http://es.epa.gov/ncer/p3/project_websites/2006/su833174.html	1	100.00%
■ 141.	SU831818 Project Descriptions and Photos P3 NCER ORD US EPA http://es.epa.gov/ncer/p3/project_photos/su831818/su831818.html	1	0.01%
	SU831831 Project Descriptions and Photos P3 NCER ORD US EPA http://es.epa.gov/ncer/p3/project_photos/su831831/su831831.html	1	100.00%
■ 142.	SU832487 2005 Project Descriptions and Photos P3 NCER ORD US EPA http://es.epa.gov/ncer/p3/event_2006/su832487/su832487.html	1	0.01%
	SU832499 2005 Project Descriptions and Photos P3 NCER ORD US EPA http://es.epa.gov/ncer/p3/event_2006/su832499/su832499.html	1	100.00%
■ 143.	2006 National Expo Photo Gallery P3: People, Prosperity and the Planet Student Design Competition for Sustainability US EPA http://es.epa.gov/ncer/p3/event_2006/event_photos/mall_event_general/expo.html	1	0.01%
	Employment Resources Forum P3 NCER ORD US EPA http://es.epa.gov/ncer/p3/forum/employ.html	1	100.00%
■ 144.	SU831820 Project Descriptions and Photos P3 NCER ORD US EPA http://es.epa.gov/ncer/p3/project_photos/su831820/su831820.html	1	0.01%
	Professors, Students Make Environmentally Sustainable House Newsroom P3 NCER ORD US EPA http://es.epa.gov/ncer/p3/press/04_26_07_ballstate.html	1	100.00%
■ 145.	SU832488 2005 Project Descriptions and Photos P3 NCER ORD US EPA http://es.epa.gov/ncer/p3/project_websites/2005/su832488.html	1	0.01%
	End Of Visit	1	100.00%
■ 146.	SU833930 2009 Project Descriptions P3 NCER ORD US EPA http://es.epa.gov/ncer/p3/project_websites/2009/su833930.html	1	0.01%

	Next Page Next Page	Visits	% Visits
	SU831883 Project Descriptions and Photos P3: People, Prosperity and the Planet Student Design Competition for Sustainability US EPA http://es.epa.gov/ncer/p3/event_2005/project_websites/su831883.html	1	100.00%
147.	SU832484 2005 Project Descriptions and Photos P3 NCER ORD US EPA http://es.epa.gov/ncer/p3/project_websites/2005/su832484.html Project Descriptions and Photos P3 NCER ORD US EPA http://es.epa.gov/ncer/p3/project_websites/2004/su831811.html	1	0.01%
	Project Descriptions and Photos P3 NCER ORD US EPA http://es.epa.gov/ncer/p3/project_websites/2004/su831811.html	1	100.00%
148.	SU833528 2007/2008 P3 Teams P3 NCER ORD US EPA http://es.epa.gov/ncer/p3/event_2008/event_photos/teams/su833528/su833528.html SU833561 2007/2008 P3 Teams P3 NCER ORD US EPA http://es.epa.gov/ncer/p3/event_2008/event_photos/teams/su833561/su833561.html	1	0.01%
	SU833561 2007/2008 P3 Teams P3 NCER ORD US EPA http://es.epa.gov/ncer/p3/event_2008/event_photos/teams/su833561/su833561.html	1	100.00%
149.	SU833530 2008 Project Descriptions P3 NCER ORD US EPA http://es.epa.gov/ncer/p3/project_websites/2008/su833530.html End Of Visit	1	0.01%
	End Of Visit	1	100.00%
150.	Page Title P3 NCER ORD US EPA http://es.epa.gov/ncer/p3/awardplanet.html SU833149 2006 Project Descriptions and Photos P3 NCER ORD US EPA http://es.epa.gov/ncer/p3/project_websites/2006/su833149.html	1	0.01%
	SU833149 2006 Project Descriptions and Photos P3 NCER ORD US EPA http://es.epa.gov/ncer/p3/project_websites/2006/su833149.html	1	100.00%
151.	Past P3 Projects by Topic Past P3 Projects P3 NCER ORD US EPA http://es.epa.gov/ncer/p3/abtable1.html Additional Awards P3 Award Competition P3 NCER ORD US EPA http://es.epa.gov/ncer/p3/addawards.html	1	0.01%
	Additional Awards P3 Award Competition P3 NCER ORD US EPA http://es.epa.gov/ncer/p3/addawards.html	1	100.00%
152.	Index of /ncer/p3/event_2007/event_photos/teams/su833174/ http://es.epa.gov/ncer/p3/event_2007/event_photos/teams/su833174/ SU833921 2009 Project Descriptions P3 NCER ORD US EPA http://es.epa.gov/ncer/p3/project_websites/2009/su833921.html	1	0.01%
	SU833921 2009 Project Descriptions P3 NCER ORD US EPA http://es.epa.gov/ncer/p3/project_websites/2009/su833921.html	1	100.00%
153.	SU832493 2005 Project Descriptions and Photos P3 NCER ORD US EPA http://es.epa.gov/ncer/p3/project_websites/2005/su832493.html	1	0.01%

	Next Page Next Page	Visits	% Visits
	SU832511 2005 Project Descriptions and Photos P3 NCER ORD US EPA http://es.epa.gov/ncer/p3/project_websites/2005/su832511.html	1	100.00%
■ 154.	SU831883 Project Descriptions and Photos P3: People, Prosperity and the Planet Student Design Competition for Sustainability US EPA http://es.epa.gov/ncer/p3/event_2005/project_websites/su831883.html	1	0.01%
	SU831862 Project Descriptions and Photos P3: People, Prosperity and the Planet Student Design Competition for Sustainability US EPA http://es.epa.gov/ncer/p3/event_2005/su831862/su831862.html	1	100.00%
■ 155.	Index of /ncer/p3/project_photos/su831856/ http://es.epa.gov/ncer/p3/project_photos/su831856/	1	0.01%
	Index of /ncer/p3/event_2007/event_photos/teams/su833205/ http://es.epa.gov/ncer/p3/event_2007/event_photos/teams/su833205/	1	100.00%
■ 156.	National Sustainable Design Expo featuring EPA's P3 Award 2006 Newsroom P3 NCER ORD US EPA http://es.epa.gov/ncer/p3/press/may_9_2006nae.html	1	0.01%
	EPA's P3 Awards Winners: College Students Lead The U.S.Towards A Greener Future Newsroom P3 NCER ORD US EPA http://es.epa.gov/ncer/p3/press/05_03_07_p2.html	1	100.00%
■ 157.	National Sustainable Design Expo 2008 P3 NCER ORD US EPA http://es.epa.gov/ncer/p3/expo/expo_2008.html	1	0.01%
	P3 NCER ORD US EPA http://es.epa.gov/ncer/p3/	1	100.00%
■ 158.	SU832488 2005 Project Descriptions and Photos P3 NCER ORD US EPA http://es.epa.gov/ncer/p3/event_2006/su832488/su832488.html	1	0.01%
	End Of Visit	1	100.00%
■ 159.	P3 Event Photos P3 NCER ORD US EPA http://es.epa.gov/ncer/p3/event_2005/event_photos_22.html	1	0.01%
	SU833173 2006/2007 P3 Teams P3 NCER ORD US EPA http://es.epa.gov/ncer/p3/event_2007/event_photos/teams/su833173/SU833173/SU833173.html	1	100.00%
■ 160.	SU832475 2005 Project Descriptions and Photos P3 NCER ORD US EPA http://es.epa.gov/ncer/p3/event_2006/su832475/su832475.html	1	0.01%

	Next Page Next Page	Visits	% Visits
	SU832476 2005 Project Descriptions and Photos P3 NCER ORD US EPA http://es.epa.gov/ncer/p3/event_2006/su832476/su832476.html	1	100.00%
■ 161.	Project Descriptions and Photos P3 NCER ORD US EPA http://es.epa.gov/ncer/p3/project_websites/2004/su831813.html	1	0.01%
	2007 P3 Competitors Photo Gallery P3 NCER ORD US EPA http://es.epa.gov/ncer/p3/event_2007/event_photos/teams/2007_competitors.html	1	100.00%
■ 162.	Project Descriptions and Photos P3 NCER ORD US EPA http://es.epa.gov/ncer/p3/project_websites/2004/su831825.html	1	0.01%
	41 P3 Grants Awarded 2006 Newsroom P3 NCER ORD US EPA http://es.epa.gov/ncer/p3/press/news_article_102705.html	1	100.00%
■ 163.	Index of /ncer/p3/event_2005/su831820/ http://es.epa.gov/ncer/p3/event_2005/su831820/	1	0.01%
	SU833554 2008 Project Descriptions P3 NCER ORD US EPA http://es.epa.gov/ncer/p3/project_websites/2008/su833554.html	1	100.00%
■ 164.	SU831882 Project Descriptions and Photos P3: People, Prosperity and the Planet Student Design Competition for Sustainability US EPA http://es.epa.gov/ncer/p3/event_2005/su831882/su831882.html	1	0.01%
	End Of Visit	1	100.00%
■ 165.	Project Descriptions and Photos P3 NCER ORD US EPA http://es.epa.gov/ncer/p3/project_websites/2004/su831856.html	1	0.01%
	End Of Visit	1	100.00%
■ 166.	SU833169 2006 Project Descriptions and Photos P3 NCER ORD US EPA http://es.epa.gov/ncer/p3/project_websites/2006/su833169.html	1	0.01%
	Judges 2006 P3 NCER ORD US EPA http://es.epa.gov/ncer/p3/info/judges06.html	1	100.00%
■ 167.	SU833156 2006/2007 P3 Teams P3 NCER ORD US EPA http://es.epa.gov/ncer/p3/event_2007/event_photos/teams/su833156/su833156.html	1	0.01%

	Next Page Next Page	Visits	% Visits
	SU832506 2005 Project Descriptions and Photos P3 NCER ORD US EPA http://es.epa.gov/ncer/p3/project_websites/2005/su832506.html	1	100.00%
■ 168.	Project Descriptions and Photos P3 NCER ORD US EPA http://es.epa.gov/ncer/p3/project_websites/2004/su831883.html End Of Visit	1 1	0.01% 100.00%
■ 169.	Index of /ncer/p3/event_2005/su831822/ http://es.epa.gov/ncer/p3/event_2005/su831822/ Index of /ncer/p3/event_2007/event_photos/teams/su833158/SU833158/ http://es.epa.gov/ncer/p3/event_2007/event_photos/teams/su833158/SU833158/	1 1	0.01% 100.00%
■ 170.	SU832500 2005 Project Descriptions and Photos P3 NCER ORD US EPA http://es.epa.gov/ncer/p3/event_2006/su832500/su832500.html SU833560 2008 Project Descriptions P3 NCER ORD US EPA http://es.epa.gov/ncer/p3/project_websites/2008/su833560.html	1 1	0.01% 100.00%
■ 171.	SU832481 Project Descriptions and Photos P3: People, Prosperity and the Planet Student Design Competition for Sustainability US EPA http://es.epa.gov/ncer/p3/photos_2006/su832481/su832481.html SU833174 2006/2007 P3 Teams P3 NCER ORD US EPA http://es.epa.gov/ncer/p3/event_2007/event_photos/teams/su833174/SU833174/SU833174.html	1 1	0.01% 100.00%
■ 172.	SU833931 2009 Project Descriptions P3 NCER ORD US EPA http://es.epa.gov/ncer/p3/project_websites/2009/su833931.html SU833916 2009 Project Descriptions P3 NCER ORD US EPA http://es.epa.gov/ncer/p3/project_websites/2009/su833916.html	1 1	0.01% 100.00%
■ 173.	College Students Lead The U.S.Towards A Greener Future Newsroom P3 NCER ORD US EPA http://es.epa.gov/ncer/p3/press/04_26_07_duke.html College Students Lead the U.S.towards a Greener Future - EPA P3 Awards Winners Newsroom P3 NCER ORD US EPA http://es.epa.gov/ncer/p3/press/blog_04_27_07.html	1 1	0.01% 100.00%

	Next Page Next Page	Visits	% Visits
174.	WWU Students Winners In National EPA Competition Newsroom P3 NCER ORD US EPA http://es.epa.gov/ncer/p3/press/04_27_07_wwu.html	1	0.01%
	Project Descriptions and Photos P3 NCER ORD US EPA http://es.epa.gov/ncer/p3/project_websites/2004/su831853.html	1	100.00%
175.	2005 In Process Project Photos P3 NCER ORD US EPA http://es.epa.gov/ncer/p3/project_photos/2005_projects.html	1	0.01%
	SU832503 2005 Project Descriptions and Photos P3 NCER ORD US EPA http://es.epa.gov/ncer/p3/project_websites/2005/su832503.html	1	100.00%
176.	Project Descriptions and Photos P3 NCER ORD US EPA http://es.epa.gov/ncer/p3/project_websites/2004/su831873.html	1	0.01%
	SU831820 Project Descriptions and Photos P3 NCER ORD US EPA http://es.epa.gov/ncer/p3/project_photos/su831820/su831820.html	1	100.00%
177.	SU831810 Project Descriptions and Photos P3 NCER ORD US EPA http://es.epa.gov/ncer/p3/project_photos/su831810/su831810.html	1	0.01%
	Technology Students Travel To D.C., Compete Newsroom P3 NCER ORD US EPA http://es.epa.gov/ncer/p3/press/04_24_07.html	1	100.00%
178.	SU831874 Project Descriptions and Photos P3: People, Prosperity and the Planet Student Design Competition for Sustainability US EPA http://es.epa.gov/ncer/p3/event_2005/su831874/su831874.html	1	0.01%
	P3 Event Photos P3 NCER ORD US EPA http://es.epa.gov/ncer/p3/event_2005/event_photos_42.html	1	100.00%
179.	SU832490 2005 Project Descriptions and Photos P3 NCER ORD US EPA http://es.epa.gov/ncer/p3/project_websites/2005/su832490.html	1	0.01%
	Employment Resources Forum P3 NCER ORD US EPA http://es.epa.gov/ncer/p3/forum/employ.html	1	100.00%
180.	P3 Event Photos P3 NCER ORD US EPA http://es.epa.gov/ncer/p3/event_2005/event_photos_15.html	1	0.01%
	End Of Visit	1	100.00%

	Next Page Next Page	Visits	% Visits
■ 181.	Mayor Coleman Dedicates Green Roof At Macalester Newsroom P3 NCER ORD US EPA http://es.epa.gov/ncer/p3/press/04_26_07_statesnews.html	1	0.01%
	See the Future Today 2006 Newsroom P3 NCER ORD US EPA http://es.epa.gov/ncer/p3/press/may_01_2006.html	1	100.00%
■ 182.	SU833523 2008 Project Descriptions P3 NCER ORD US EPA http://es.epa.gov/ncer/p3/project_websites/2008/su833523.html	1	0.01%
	End Of Visit	1	100.00%
■ 183.	SU833548 2008 Project Descriptions P3 NCER ORD US EPA http://es.epa.gov/ncer/p3/project_websites/2008/su833548.html	1	0.01%
	End Of Visit	1	100.00%
■ 184.	Project Descriptions and Photos P3 NCER ORD US EPA http://es.epa.gov/ncer/p3/project_websites/2004/su831862.html	1	0.01%
	End Of Visit	1	100.00%
■ 185.	Green Technology: Use Less Resources and Increase Profits 2006 Newsroom P3 NCER ORD US EPA http://es.epa.gov/ncer/p3/press/may_03_2006.html	1	0.01%
	End Of Visit	1	100.00%
■ 186.	Project Descriptions and Photos P3 NCER ORD US EPA http://es.epa.gov/ncer/p3/project_websites/2004/su831831.html	1	0.01%
	Knowing the Score Helps Students Save Energy P3 NCER ORD US EPA http://es.epa.gov/ncer/p3/success/oberlinfeature.html	1	100.00%
■ 187.	SU832499 2005 Project Descriptions and Photos P3 NCER ORD US EPA http://es.epa.gov/ncer/p3/project_websites/2005/su832499.html	1	0.01%
	SU832507 2005 Project Descriptions and Photos P3 NCER ORD US EPA http://es.epa.gov/ncer/p3/event_2006/su832507/su832507.html	1	100.00%
■ 188.	SU832475 2005 Project Descriptions and Photos P3 NCER ORD US EPA http://es.epa.gov/ncer/p3/project_websites/2005/su832475.html	1	0.01%

	Next Page Next Page	Visits	% Visits
	SU833190 2006/2007 P3 Teams P3 NCER ORD US EPA http://es.epa.gov/ncer/p3/event_2007/event_photos/teams/su833190/su833190.html	1	100.00%
189.	SU833913 2009 Project Descriptions P3 NCER ORD US EPA http://es.epa.gov/ncer/p3/project_websites/2009/su833913.html End Of Visit	1 1	0.01% 100.00%
190.	Index of /ncer/p3/event_2005/su831833/ http://es.epa.gov/ncer/p3/event_2005/su831833/ Index of /ncer/p3/event_2007/event_photos/expo/ http://es.epa.gov/ncer/p3/event_2007/event_photos/expo/	1 1	0.01% 100.00%
191.	P3 Event Photos P3 NCER ORD US EPA http://es.epa.gov/ncer/p3/event_2005/event_photos_12.html End Of Visit	1 1	0.01% 100.00%
192.	P3 Event Photos P3 NCER ORD US EPA http://es.epa.gov/ncer/p3/event_2005/event_photos_03.html SU831830 Project Descriptions and Photos P3: People, Prosperity and the Planet Student Design Competition for Sustainability US EPA http://es.epa.gov/ncer/p3/event_2005/project_websites/su831830.html	1 1	0.01% 100.00%
193.	Soundings - Biomethane Project Could Help Planet Newsroom P3 NCER ORD US EPA http://es.epa.gov/ncer/p3/press/04_22_07_olympian.html End Of Visit	1 1	0.01% 100.00%
194.	EPA: P3: People, Prosperity and the Planet Student Design Competition for Sustainability: Press Release http://es.epa.gov/ncer/p3/press/archive/news_sources_feature.html End Of Visit	1 1	0.01% 100.00%
195.	SU833925 2009 Project Descriptions P3 NCER ORD US EPA http://es.epa.gov/ncer/p3/project_websites/2009/su833925.html SU833905 2009 Project Descriptions P3 NCER ORD US EPA http://es.epa.gov/ncer/p3/project_websites/2009/su833905.html	1 1	0.01% 100.00%
196.	Project Descriptions and Photos P3 NCER ORD US EPA http://es.epa.gov/ncer/p3/project_websites/2004/su831830.html	1	0.01%

	Next Page Next Page	Visits	% Visits
	2006 P3 Competitors Photo Gallery P3 NCER ORD US EPA http://es.epa.gov/ncer/p3/event_2006/2006_competitors.html	1	100.00%
197.	SU832510 2005 Project Descriptions and Photos P3 NCER ORD US EPA http://es.epa.gov/ncer/p3/project_websites/2005/su832510.html	1	0.01%
	SU832510 2005 Project Descriptions and Photos P3 NCER ORD US EPA http://es.epa.gov/ncer/p3/event_2006/su832510/su832510.html	1	100.00%
198.	2005 Photo Gallery P3 NCER ORD US EPA http://es.epa.gov/ncer/p3/event_2005/event_photos/award_ceremony/awards.html	1	0.01%
	SU832490 2005 Project Descriptions and Photos P3 NCER ORD US EPA http://es.epa.gov/ncer/p3/project_websites/2005/su832490.html	1	100.00%
199.	SU833546 2007/2008 P3 Teams P3 NCER ORD US EPA http://es.epa.gov/ncer/p3/event_2008/event_photos/teams/su833546/su833546.html	1	0.01%
	Index of /ncer/p3/event_2007/event_photos/expo/ http://es.epa.gov/ncer/p3/event_2007/event_photos/expo/	1	100.00%
200.	Photos of the 2005 National Expo Photo Gallery P3 NCER ORD US EPA http://es.epa.gov/ncer/p3/event_2005/event_photos/general_mall_photos/expo.html	1	0.01%
	P3 NCER ORD US EPA http://es.epa.gov/ncer/p3/	1	100.00%
	All Others	2,524	27.24%
	Total	9,267	100.00%

items 1-200 of 250

Paths, Forward: All Entry Pages - Help Card



Column Definitions

Paths, Forward

This represents the specified start page with the various paths your visitors took from it. Pages listed are limited to the paths configured for analysis in this profile.

Visits

Number of visits where the specified path was followed.

% of All Visits

Percentage of times that the specified path through your site was taken compared to all other listed paths through your site.



Report Descriptions

Briefly:

This report displays the critical first few clicks on your site, during which your new visitors are getting their first impression and your returning visitors are probably heading to a destination.

The length of paths displayed in the path analysis is limited to a number of steps specified in the report setup. This means that paths in this table are likely to be longer in actuality than the number of steps displayed.

Uses and Interpretation:

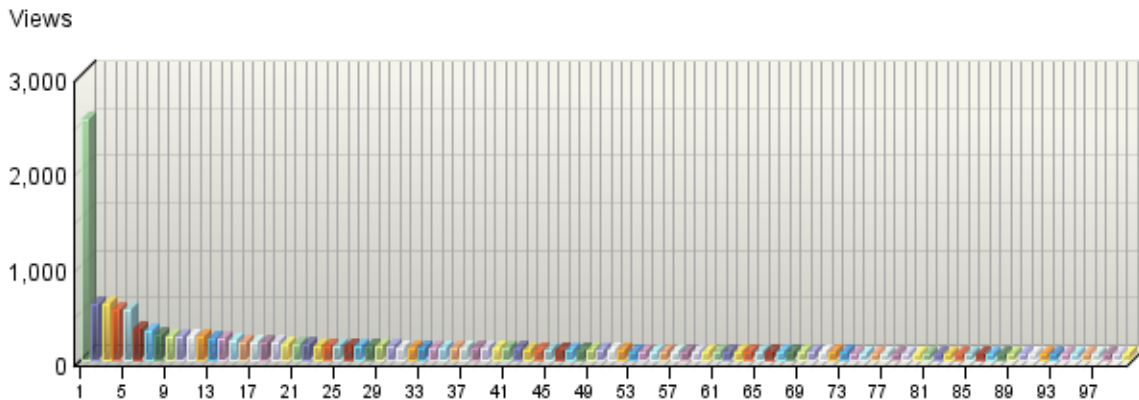
Use this report to look for weaknesses and to understand visitor content and navigation preferences:

- Compare the most common paths in this report to those you expected when planning your site. Are they the same? If not, perhaps visitors are confused by your navigation ... or perhaps you predicted their paths incorrectly.
- Ask if your visitors are leaving the site earlier than you would like. Pay special attention to the short paths. Are too many visitors leaving the site before they know what your site is about? Does knowing the exit pages help you understand why?
- Notice which content topics are being visited right away. Forward paths help you understand what content is most important to visitors in the sense of where they go first. If just a few of your content topics seem to be the first destination of most visitors, perhaps those topics should be made more prominent in the home page navigation.
- Notice whether visitors drill down deeply right away, or instead look at a number of same-level pages before going deeper. If they're drilling down several levels, perhaps you should reduce the number of clicks needed to get to the depth they seem to want. Should you bring some pages up higher in the navigation tree? If they're looking at a variety of top-level pages before going deeper, check whether they are using the home page as a hub - often returning to it between jumps to second-level pages. Is this "pogo-sticking" navigation being forced on them? If your second-level pages can't be reached directly from each other, consider reducing the number of clicks by adding "sideways" links.

Single-Level Paths, Forward

This report shows, for individual pages, the page that was the viewed immediately after that page. This is similar to a path that is only one step in length. A given visit might be counted several times, once, or not at all in this report, depending on how many times that page was viewed during that visit. Only applicable for visitor sessions that are tracked by something other than IP address.

Single-Level Paths, Forward



Single-Level Paths, Forward

	Pages Next Page	Views	% Views
1.	P3 NCER ORD US EPA http://es.epa.gov/ncer/p3/	2,525	5.75%
	IP-Tracked Transitions	2,524	99.96%
	All Others	1	0.04%
2.	National Sustainable Design Expo P3 NCER ORD US EPA http://es.epa.gov/ncer/P3/expo/	594	1.35%
	IP-Tracked Transitions	594	100.00%
3.	2008/2009 P3 Teams P3 NCER ORD US EPA http://es.epa.gov/ncer/p3/current/	590	1.34%
	IP-Tracked Transitions	590	100.00%
4.	National Sustainable Design Expo 2008 P3 NCER ORD US EPA http://es.epa.gov/ncer/p3/expo/expo_2008.html	535	1.22%
	IP-Tracked Transitions	535	100.00%
5.	Basic Information P3 NCER ORD US EPA http://es.epa.gov/ncer/p3/fact_sheet.html	526	1.20%
	IP-Tracked Transitions	526	100.00%

	Pages Next Page	Views	% Views
6.	2008 P3 Award Winners P3 Award Winners and Successes P3 NCER ORD US EPA http://es.epa.gov/ncer/p3/project_websites/2008/2008awardwinners.html	327	0.74%
	IP-Tracked Transitions	327	100.00%
7.	Information for P3 Teams P3 NCER ORD US EPA http://es.epa.gov/ncer/p3/teams/	296	0.67%
	IP-Tracked Transitions	296	100.00%
8.	P3 Award Winners P3 NCER ORD US EPA http://es.epa.gov/ncer/p3/success/	269	0.61%
	IP-Tracked Transitions	269	100.00%
9.	P3 and Other Awards Ceremony P3 NCER ORD US EPA http://es.epa.gov/ncer/p3/ceremony/	252	0.57%
	IP-Tracked Transitions	252	100.00%
10.	How to Apply Phase I - Project Development P3 NCER ORD US EPA http://es.epa.gov/ncer/p3/apply/	238	0.54%
	IP-Tracked Transitions	238	100.00%
11.	Past P3 Projects P3 NCER ORD US EPA http://es.epa.gov/ncer/p3/past/	236	0.54%
	IP-Tracked Transitions	236	100.00%
12.	Forms P3 NCER ORD US EPA http://es.epa.gov/ncer/P3/forms/	234	0.53%
	IP-Tracked Transitions	234	100.00%
13.	Photo Gallery P3 NCER ORD US EPA http://es.epa.gov/ncer/p3/photo.html	220	0.50%
	IP-Tracked Transitions	220	100.00%
14.	Forum P3 NCER ORD US EPA http://es.epa.gov/ncer/p3/forum/	220	0.50%
	IP-Tracked Transitions	220	100.00%
15.	2008 Expo and P3 Videos P3 NCER ORD US EPA http://es.epa.gov/ncer/p3/multimedia.html	200	0.46%
	IP-Tracked Transitions	199	99.50%
	All Others	1	0.50%
16.	Info for Exhibitors Information For P3 NCER ORD US EPA http://es.epa.gov/ncer/p3/become_exhibitor.html	190	0.43%
	IP-Tracked Transitions	190	100.00%
17.	Info for Co-Sponsors Information For P3 NCER ORD US EPA http://es.epa.gov/ncer/p3/info/cosponsors.html	184	0.42%
	IP-Tracked Transitions	184	100.00%

	Pages Next Page	Views	% Views
18.	Current Partners Information for Partners P3 NCER ORD US EPA http://es.epa.gov/ncer/p3/partners/ IP-Tracked Transitions	184	0.42%
		184	100.00%
19.	Newsroom P3 NCER ORD US EPA http://es.epa.gov/ncer/p3/news.html IP-Tracked Transitions	176	0.40%
		176	100.00%
20.	Information for Partners Info For P3 NCER ORD US EPA http://es.epa.gov/ncer/p3/info/partners.html IP-Tracked Transitions	171	0.39%
		171	100.00%
21.	2007 P3 Award Winners P3 Award Winners and Successes P3 NCER ORD US EPA http://es.epa.gov/ncer/p3/project_websites/2007/2007awardwinners.html IP-Tracked Transitions	169	0.38%
		169	100.00%
22.	Videos: Expo and P3 Overviews P3 NCER ORD US EPA http://es.epa.gov/ncer/p3/overviews.html IP-Tracked Transitions	153	0.35%
		153	100.00%
23.	Grant Recipients P3 NCER ORD US EPA http://es.epa.gov/ncer/p3/grantrecip.html IP-Tracked Transitions	147	0.33%
		147	100.00%
24.	Media Info For P3 NCER ORD US EPA http://es.epa.gov/ncer/p3/info/media.html IP-Tracked Transitions	147	0.33%
		147	100.00%
25.	Draft Schedule of Events National Sustainable Design Expo P3 NCER ORD US EPA http://es.epa.gov/ncer/p3/expo/events.html IP-Tracked Transitions	146	0.33%
		146	100.00%
26.	Information For P3 NCER ORD US EPA http://es.epa.gov/ncer/p3/info/ IP-Tracked Transitions All Others	145	0.33%
		144	99.31%
		1	0.69%
27.	2007/2008 P3 Teams Past P3 Projects P3 NCER ORD US EPA http://es.epa.gov/ncer/p3/project_websites/2008/ IP-Tracked Transitions	141	0.32%
		141	100.00%
28.	2006 P3 Competitors Photo Gallery P3 NCER ORD US EPA http://es.epa.gov/ncer/p3/event_2006/2006_competitors.html IP-Tracked Transitions	140	0.32%
		140	100.00%
29.	Other Sustainability Resources P3 NCER ORD US EPA http://es.epa.gov/ncer/p3/other/	135	0.31%

	Pages Next Page	Views	% Views
	IP-Tracked Transitions	135	100.00%
30.	EPA: NCER: P3 Award: A National Student Design Competition for Sustainability focusing on People, Prosperity, and the Planet http://es.epa.gov/ncer/p3/designs_sustain_rfp.html	134	0.31%
	IP-Tracked Transitions	134	100.00%
31.	Contact Us P3 NCER ORD US EPA http://es.epa.gov/ncer/p3/contact.html	131	0.30%
	IP-Tracked Transitions	131	100.00%
32.	2008 Expo and P3 Audio Files P3 NCER ORD US EPA http://es.epa.gov/ncer/p3/event_2008/audio_files/	128	0.29%
	IP-Tracked Transitions	128	100.00%
33.	2006 P3 Award Winners P3 Award Winners and Successes P3 NCER ORD US EPA http://es.epa.gov/ncer/p3/project_websites/2006/2006awardwinners.html	128	0.29%
	IP-Tracked Transitions	128	100.00%
34.	Additional Awards P3 Award Competition P3 NCER ORD US EPA http://es.epa.gov/ncer/p3/addawards.html	127	0.29%
	IP-Tracked Transitions	127	100.00%
35.	Frequently Asked Questions National Sustainable Design Expo P3 NCER ORD US EPA http://es.epa.gov/ncer/p3/expo/faq.html	127	0.29%
	IP-Tracked Transitions	127	100.00%
36.	Logistics National Sustainable Design Expo P3 NCER ORD US EPA http://es.epa.gov/ncer/p3/expo/logistics.html	126	0.29%
	IP-Tracked Transitions	126	100.00%
37.	2008 Event Date and Location P3 NCER ORD US EPA http://es.epa.gov/ncer/p3/event_2009/09_date_loc.html	125	0.28%
	IP-Tracked Transitions	125	100.00%
38.	National Sustainable Design Expo Archive P3 NCER ORD US EPA http://es.epa.gov/ncer/p3/expo/expo_archive.html	121	0.28%
	IP-Tracked Transitions	121	100.00%
39.	Forms National Sustainable Design Expo P3 NCER ORD US EPA http://es.epa.gov/ncer/p3/expo/forms.html	115	0.26%
	IP-Tracked Transitions	115	100.00%
40.	http://es.epa.gov/ncer/p3/event_2008/08_date_loc.html	114	0.26%
	IP-Tracked Transitions	114	100.00%

	Pages Next Page	Views	% Views
41.	Solicitation Opens Phase I - Project Development P3 NCER ORD US EPA http://es.epa.gov/ncer/p3/solopen.html IP-Tracked Transitions	114 114	0.26% 100.00%
42.	Peer Review Phase I - Project Development P3 NCER ORD US EPA http://es.epa.gov/ncer/p3/peerreview.html IP-Tracked Transitions	113 113	0.26% 100.00%
43.	2005 Project Descriptions and Photos P3 NCER ORD US EPA http://es.epa.gov/ncer/p3/project_websites/2005/2005_phase_1_project_websites.html IP-Tracked Transitions	108 108	0.25% 100.00%
44.	Application Overview Phase I - P3 Grant Competition/Proof of Concept P3 NCER ORD US EPA http://es.epa.gov/ncer/p3/appoverview.html IP-Tracked Transitions	104 104	0.24% 100.00%
45.	Car Fueled With Biogas From Cow Manure: WWU Students Convert Methane Into Natural Gas Newsroom P3 NCER ORD US EPA http://es.epa.gov/ncer/p3/press/04_22_07.html IP-Tracked Transitions	104 104	0.24% 100.00%
46.	Phase I - Project Development P3 NCER ORD US EPA http://es.epa.gov/ncer/p3/phase1proof.html IP-Tracked Transitions	98 98	0.22% 100.00%
47.	2006 Award Ceremony Agenda 2006 Newsroom P3 NCER ORD US EPA http://es.epa.gov/ncer/p3/press/awardagenda06.html IP-Tracked Transitions	97 97	0.22% 100.00%
48.	P3 Newsroom Archive 2006 Newsroom P3 NCER ORD US EPA http://es.epa.gov/ncer/p3/press/ IP-Tracked Transitions	96 96	0.22% 100.00%
49.	2006/2007 P3 Teams P3 NCER ORD US EPA http://es.epa.gov/ncer/p3/project_websites/2006/ IP-Tracked Transitions	96 96	0.22% 100.00%
50.	Sustainability Challenge Areas P3 NCER ORD US EPA http://es.epa.gov/ncer/p3/challengearea.html IP-Tracked Transitions	93 93	0.21% 100.00%
51.	Phase II - P3 Award Winners P3 NCER ORD US EPA http://es.epa.gov/ncer/p3/phase2follow.html IP-Tracked Transitions	93 93	0.21% 100.00%

	Pages Next Page	Views	% Views
52.	AAAS Research Programs Forum P3 NCER ORD US EPA http://es.epa.gov/ncer/p3/forum/aaas.html IP-Tracked Transitions	92 92	0.21% 100.00%
53.	Notification Phase I - Project Development P3 NCER ORD US EPA http://es.epa.gov/ncer/p3/notification.html IP-Tracked Transitions	89 89	0.20% 100.00%
54.	2005 Phase 2 Award Winners and Honorable Mentions 2006 Newsroom P3 NCER ORD US EPA http://es.epa.gov/ncer/p3/project_websites/2004_phase_2_project_websites.html IP-Tracked Transitions	89 89	0.20% 100.00%
55.	Past P3 Projects by Topic Past P3 Projects P3 NCER ORD US EPA http://es.epa.gov/ncer/p3/abtable1.html IP-Tracked Transitions	88 88	0.20% 100.00%
56.	Eligibility P3 NCER ORD US EPA http://es.epa.gov/ncer/p3/eligibility/ IP-Tracked Transitions	88 88	0.20% 100.00%
57.	Resources P3 NCER ORD US EPA http://es.epa.gov/ncer/p3/resources.html IP-Tracked Transitions	87 87	0.20% 100.00%
58.	2005 In Process Project Photos P3 NCER ORD US EPA http://es.epa.gov/ncer/p3/project_photos/2005_projects.html IP-Tracked Transitions	85 85	0.19% 100.00%
59.	Jeopardy! Quizzes America with Environmental Clues Newsroom Archive Newsroom P3 NCER ORD US EPA http://es.epa.gov/ncer/p3/press/05_07_07.html IP-Tracked Transitions	84 84	0.19% 100.00%
60.	Judges P3 NCER ORD US EPA http://es.epa.gov/ncer/p3/judges.html IP-Tracked Transitions	81 81	0.18% 100.00%
61.	Knowing the Score Helps Students Save Energy P3 NCER ORD US EPA http://es.epa.gov/ncer/p3/success/oberlinfeature.html IP-Tracked Transitions	80 80	0.18% 100.00%
62.	Announcements and Discussion Area Information for P3 Teams P3 NCER ORD US EPA http://es.epa.gov/ncer/p3/event_2008/08_announcements.html IP-Tracked Transitions	80 80	0.18% 100.00%

	Pages Next Page	Views	% Views
63.	2007 P3 Competitors Photo Gallery P3 NCER ORD US EPA http://es.epa.gov/ncer/p3/event_2007/event_photos/teams/2007_competitors.html	79	0.18%
	IP-Tracked Transitions	79	100.00%
64.	Prosperity - Small Business Phase II - P3 Award Winners P3 NCER ORD US EPA http://es.epa.gov/ncer/p3/awardsmallbiz.html	79	0.18%
	IP-Tracked Transitions	79	100.00%
65.	SU833521 2008 Project Descriptions P3 NCER ORD US EPA http://es.epa.gov/ncer/p3/project_websites/2008/su833521.html	79	0.18%
	IP-Tracked Transitions	79	100.00%
66.	2004 P3 Projects Past P3 Projects P3 NCER ORD US EPA http://es.epa.gov/ncer/p3/project_websites/2004_project_websites.html	77	0.18%
	IP-Tracked Transitions	77	100.00%
67.	Page Title P3 NCER ORD US EPA http://es.epa.gov/ncer/p3/awardplanet.html	75	0.17%
	IP-Tracked Transitions	75	100.00%
68.	University Teams Earn Sustainable Design Prizes - Biomethane Car And Learning Barge Among The Projects On The National Mall Newsroom P3 NCER ORD US EPA http://es.epa.gov/ncer/p3/press/04_26_07_msnbc.html	75	0.17%
	IP-Tracked Transitions	75	100.00%
69.	Greening the Campus: Improving the Environmental Performance of Buildings and Institutions P3 NCER ORD US EPA http://es.epa.gov/ncer/p3/success/oberlin.html	75	0.17%
	IP-Tracked Transitions	75	100.00%
70.	Shedding Light on Clean Drinking Water P3 NCER ORD US EPA http://es.epa.gov/ncer/p3/success/berkeley.html	74	0.17%
	IP-Tracked Transitions	74	100.00%
71.	Phase II - P3 Award Winners P3 NCER ORD US EPA http://es.epa.gov/ncer/p3/award_winners.html	74	0.17%
	IP-Tracked Transitions	74	100.00%
72.	EPA: NCER: P3: People, Prosperity and the Planet Student Design Competition for Sustainability: A National Student Design Competition for Sustainability focusing on People, Prosperity, and the Planet http://es.epa.gov/ncer/p3/designs_sustain_rfp_2005.html	74	0.17%
	IP-Tracked Transitions	74	100.00%

	Pages Next Page	Views	% Views
73.	Publications P3 NCER ORD US EPA http://es.epa.gov/ncer/p3/publications.html IP-Tracked Transitions	73 73	0.17% 100.00%
74.	EPA: P3 Award: Press Release http://es.epa.gov/ncer/p3/projects/ IP-Tracked Transitions	70 70	0.16% 100.00%
75.	SU833524 2008 Project Descriptions P3 NCER ORD US EPA http://es.epa.gov/ncer/p3/project_websites/2008/su833524.html IP-Tracked Transitions	70 70	0.16% 100.00%
76.	Index of /ncer/p3/event_2007/event_photos/awards/ http://es.epa.gov/ncer/p3/event_2007/event_photos/awards/ IP-Tracked Transitions	70 70	0.16% 100.00%
77.	Western Wins \$75,000 Grant - EPA Grant To Bolster Biogas Refinery Built By Students Newsroom P3 NCER ORD US EPA http://es.epa.gov/ncer/p3/press/05_01_07_western.html IP-Tracked Transitions	69 69	0.16% 100.00%
78.	SU833562 2008 Project Descriptions P3 NCER ORD US EPA http://es.epa.gov/ncer/p3/project_websites/2008/su833562.html IP-Tracked Transitions	69 69	0.16% 100.00%
79.	2006 National Expo Photo Gallery P3: People, Prosperity and the Planet Student Design Competition for Sustainability US EPA http://es.epa.gov/ncer/p3/event_2006/event_photos/mall_event_general/expo.html IP-Tracked Transitions	68 68	0.15% 100.00%
80.	Making Water Treatment Plants Sustainable P3 NCER ORD US EPA http://es.epa.gov/ncer/p3/success/lehigh.html IP-Tracked Transitions	67 67	0.15% 100.00%
81.	Employment Resources Forum P3 NCER ORD US EPA http://es.epa.gov/ncer/p3/forum/employ.html IP-Tracked Transitions All Others	67 66 1	0.15% 98.51% 1.49%
82.	The Virtual World Lets Students Ponder How to Save Mother Earth Newsroom P3 NCER ORD US EPA http://es.epa.gov/ncer/p3/press/11_14_06.html IP-Tracked Transitions	67 67	0.15% 100.00%

	Pages Next Page	Views	% Views
83.	2007 National Expo Photo Gallery P3 NCER ORD US EPA http://es.epa.gov/ncer/p3/event_2007/event_photos/expo/expo.html	66	0.15%
	IP-Tracked Transitions	66	100.00%
84.	2007 Award Ceremony Photo Gallery P3 NCER ORD US EPA http://es.epa.gov/ncer/p3/event_2007/event_photos/awards/awards.html	66	0.15%
	IP-Tracked Transitions	66	100.00%
85.	Student Group Tests Solar Greenhouse Energy Efficiency Newsroom P3 NCER ORD US EPA http://es.epa.gov/ncer/p3/press/04_16_07.html	65	0.15%
	IP-Tracked Transitions	65	100.00%
86.	People - Education Phase II - P3 Award Winners P3: People, Prosperity and the Planet Student Design Competition for Sustainability US EPA http://es.epa.gov/ncer/p3/awardededucation.html	65	0.15%
	IP-Tracked Transitions	65	100.00%
87.	Sustainable Design Expo Newsroom P3 NCER ORD US EPA http://es.epa.gov/ncer/p3/press/04_25_07.html	65	0.15%
	IP-Tracked Transitions	65	100.00%
88.	Media Archive Info For P3 NCER ORD US EPA http://es.epa.gov/ncer/p3/info/media_archive.html	65	0.15%
	IP-Tracked Transitions	65	100.00%
89.	EPA Sustainability Programs P3 NCER ORD US EPA http://es.epa.gov/ncer/p3/epa/	64	0.15%
	IP-Tracked Transitions	64	100.00%
90.	2006 Award Ceremony Photo Gallery P3: People, Prosperity and the Planet Student Design Competition for Sustainability US EPA http://es.epa.gov/ncer/p3/event_2006/event_photos/awards/awards.html	64	0.15%
	IP-Tracked Transitions	64	100.00%
91.	2005 P3 Competitors P3 NCER ORD US EPA http://es.epa.gov/ncer/p3/project_photos/2005_competitors.html	63	0.14%
	IP-Tracked Transitions	63	100.00%
92.	Student Group Tests Solar Greenhouse Energy Efficiency Newsroom P3 NCER ORD US EPA http://es.epa.gov/ncer/p3/press/04_26_07_mt.html	61	0.14%
	IP-Tracked Transitions	61	100.00%

	Pages Next Page	Views	% Views
■ 93.	Students Showcase Green Designs for the Planet Newsroom P3 NCER ORD US EPA http://es.epa.gov/ncer/p3/press/04_27_07_voa.html IP-Tracked Transitions	61 61	0.14% 100.00%
■ 94.	SU833549 2008 Project Descriptions P3 NCER ORD US EPA http://es.epa.gov/ncer/p3/project_websites/2008/su833549.html IP-Tracked Transitions	61 61	0.14% 100.00%
■ 95.	National Sustainable Design Expo Co-Sponsors Information For P3 NCER ORD US EPA http://es.epa.gov/ncer/p3/info/cosponsors_archive.html IP-Tracked Transitions	61 61	0.14% 100.00%
■ 96.	SU833545 2008 Project Descriptions P3 NCER ORD US EPA http://es.epa.gov/ncer/p3/project_websites/2008/su833545.html IP-Tracked Transitions	61 61	0.14% 100.00%
■ 97.	SU833522 2008 Project Descriptions P3 NCER ORD US EPA http://es.epa.gov/ncer/p3/project_websites/2008/su833522.html IP-Tracked Transitions	60 60	0.14% 100.00%
■ 98.	SU833541 2008 Project Descriptions P3 NCER ORD US EPA http://es.epa.gov/ncer/p3/project_websites/2008/su833541.html IP-Tracked Transitions	60 60	0.14% 100.00%
■ 99.	SU833534 2008 Project Descriptions P3 NCER ORD US EPA http://es.epa.gov/ncer/p3/project_websites/2008/su833534.html IP-Tracked Transitions	59 59	0.13% 100.00%
■ 100.	2005 Photo Gallery P3 NCER ORD US EPA http://es.epa.gov/ncer/p3/event_2005/event_photos/award_ceremony/awards.html IP-Tracked Transitions	59 59	0.13% 100.00%
■ 101.	SU833520 2008 Project Descriptions P3 NCER ORD US EPA http://es.epa.gov/ncer/p3/project_websites/2008/su833520.html IP-Tracked Transitions	58 58	0.13% 100.00%
■ 102.	SU833529 2008 Project Descriptions P3 NCER ORD US EPA http://es.epa.gov/ncer/p3/project_websites/2008/su833529.html IP-Tracked Transitions	58 58	0.13% 100.00%

	Pages Next Page	Views	% Views
103.	2008 P3 Competitors Photo Gallery P3 NCER ORD US EPA http://es.epa.gov/ncer/p3/event_2008/event_photos/teams/2008_competitors.html	58	0.13%
	IP-Tracked Transitions	58	100.00%
104.	Photos of the 2005 National Expo Photo Gallery P3 NCER ORD US EPA http://es.epa.gov/ncer/p3/event_2005/event_photos/general_mall_photos/expo.html	58	0.13%
	IP-Tracked Transitions	58	100.00%
105.	SU833535 2008 Project Descriptions P3 NCER ORD US EPA http://es.epa.gov/ncer/p3/project_websites/2008/su833535.html	58	0.13%
	IP-Tracked Transitions	58	100.00%
106.	Judges Photo Photo Gallery P3 NCER ORD US EPA http://es.epa.gov/ncer/p3/event_2005/event_photos/judges/judges.html	58	0.13%
	IP-Tracked Transitions	58	100.00%
107.	SU833561 2008 Project Descriptions P3 NCER ORD US EPA http://es.epa.gov/ncer/p3/project_websites/2008/su833561.html	58	0.13%
	IP-Tracked Transitions	58	100.00%
108.	SU833538 2008 Project Descriptions P3 NCER ORD US EPA http://es.epa.gov/ncer/p3/project_websites/2008/su833538.html	58	0.13%
	IP-Tracked Transitions	58	100.00%
109.	SU833546 2008 Project Descriptions P3 NCER ORD US EPA http://es.epa.gov/ncer/p3/project_websites/2008/su833546.html	57	0.13%
	IP-Tracked Transitions	57	100.00%
110.	SU833528 2008 Project Descriptions P3 NCER ORD US EPA http://es.epa.gov/ncer/p3/project_websites/2008/su833528.html	57	0.13%
	IP-Tracked Transitions	57	100.00%
111.	SU833523 2008 Project Descriptions P3 NCER ORD US EPA http://es.epa.gov/ncer/p3/project_websites/2008/su833523.html	57	0.13%
	IP-Tracked Transitions	57	100.00%

	Pages Next Page	Views	% Views
112.	SU832512 2005 Project Descriptions and Photos P3 NCER ORD US EPA http://es.epa.gov/ncer/p3/project_websites/2005/su832512.html IP-Tracked Transitions	57 57	0.13% 100.00%
113.	SU832474 2005 Project Descriptions and Photos P3 NCER ORD US EPA http://es.epa.gov/ncer/p3/project_websites/2005/su832474.html IP-Tracked Transitions	57 57	0.13% 100.00%
114.	EPA: NCER: P3 http://es.epa.gov/ncer/p3recipients/2005/ IP-Tracked Transitions	57 57	0.13% 100.00%
115.	First National Sustainable Design Expo to Showcase Innovative 'Green Technology' 2006 Newsroom P3 NCER ORD US EPA http://es.epa.gov/ncer/p3/press/may_04w_2006.html IP-Tracked Transitions	57 57	0.13% 100.00%
116.	SU833553 2008 Project Descriptions P3 NCER ORD US EPA http://es.epa.gov/ncer/p3/project_websites/2008/su833553.html IP-Tracked Transitions	57 57	0.13% 100.00%
117.	Student Engineering Group Wins Honorable http://es.epa.gov/ncer/p3/press/may_17_2006iowa.html IP-Tracked Transitions	57 57	0.13% 100.00%
118.	SU833554 2008 Project Descriptions P3 NCER ORD US EPA http://es.epa.gov/ncer/p3/project_websites/2008/su833554.html IP-Tracked Transitions	57 57	0.13% 100.00%
119.	SU833169 2006 Project Descriptions and Photos P3 NCER ORD US EPA http://es.epa.gov/ncer/p3/project_websites/2006/su833169.html IP-Tracked Transitions	56 56	0.13% 100.00%
120.	SU833513 2008 Project Descriptions P3 NCER ORD US EPA http://es.epa.gov/ncer/p3/project_websites/2008/su833513.html IP-Tracked Transitions	56 56	0.13% 100.00%
121.	SU832487 2005 Project Descriptions and Photos P3 NCER ORD US EPA http://es.epa.gov/ncer/p3/project_websites/2005/su832487.html IP-Tracked Transitions	56 56	0.13% 100.00%

	Pages Next Page	Views	% Views
■ 122.	SU832510 2005 Project Descriptions and Photos P3 NCER ORD US EPA http://es.epa.gov/ncer/p3/project_websites/2005/su832510.html	56	0.13%
	IP-Tracked Transitions	56	100.00%
■ 123.	SU832484 2005 Project Descriptions and Photos P3 NCER ORD US EPA http://es.epa.gov/ncer/p3/event_2006/su832484/su832484.html	56	0.13%
	IP-Tracked Transitions	56	100.00%
■ 124.	SU833188 2006 Project Descriptions and Photos P3 NCER ORD US EPA http://es.epa.gov/ncer/p3/project_websites/2006/su833188.html	56	0.13%
	IP-Tracked Transitions	56	100.00%
■ 125.	SU833179 2006 Project Descriptions and Photos P3 NCER ORD US EPA http://es.epa.gov/ncer/p3/project_websites/2006/su833179.html	56	0.13%
	IP-Tracked Transitions	56	100.00%
■ 126.	SU833539 2008 Project Descriptions P3 NCER ORD US EPA http://es.epa.gov/ncer/p3/project_websites/2008/su833539.html	56	0.13%
	IP-Tracked Transitions	56	100.00%
■ 127.	Students shine at sustainable design contest Six university teams win EPA awards, dozens participated on National Mall 2006 Newsroom P3 NCER ORD US EPA http://es.epa.gov/ncer/p3/press/may_12_2006.html	56	0.13%
	IP-Tracked Transitions	56	100.00%
■ 128.	SU833517 2008 Project Descriptions P3 NCER ORD US EPA http://es.epa.gov/ncer/p3/project_websites/2008/su833517.html	56	0.13%
	IP-Tracked Transitions	56	100.00%
■ 129.	SU833530 2008 Project Descriptions P3 NCER ORD US EPA http://es.epa.gov/ncer/p3/project_websites/2008/su833530.html	56	0.13%
	IP-Tracked Transitions	56	100.00%
■ 130.	Speaker's Biographies Awards Ceremony 2006 Newsroom P3 NCER ORD US EPA http://es.epa.gov/ncer/p3/press/awardsbios.html	56	0.13%
	IP-Tracked Transitions	56	100.00%

	Pages Next Page	Views	% Views
■ 131.	SU833178 2006 Project Descriptions and Photos P3 NCER ORD US EPA http://es.epa.gov/ncer/p3/project_websites/2006/su833178.html	56	0.13%
	IP-Tracked Transitions	56	100.00%
■ 132.	WWU's Biogas Car Wins Award Newsroom P3 NCER ORD US EPA http://es.epa.gov/ncer/p3/press/04_27_07_bellingham.html	56	0.13%
	IP-Tracked Transitions	56	100.00%
■ 133.	Lynden Cows Fuel WWU Vehicle Newsroom P3 NCER ORD US EPA http://es.epa.gov/ncer/p3/press/05_02_07_lynden.html	55	0.13%
	IP-Tracked Transitions	55	100.00%
■ 134.	SU833547 2008 Project Descriptions P3 NCER ORD US EPA http://es.epa.gov/ncer/p3/project_websites/2008/su833547.html	55	0.13%
	IP-Tracked Transitions	55	100.00%
■ 135.	"Growing" Buildings 2006 Newsroom P3 NCER ORD US EPA http://es.epa.gov/ncer/p3/press/may_14_2006.html	55	0.13%
	IP-Tracked Transitions	55	100.00%
■ 136.	SU833548 2008 Project Descriptions P3 NCER ORD US EPA http://es.epa.gov/ncer/p3/project_websites/2008/su833548.html	55	0.13%
	IP-Tracked Transitions	55	100.00%
■ 137.	SU833544 2008 Project Descriptions P3 NCER ORD US EPA http://es.epa.gov/ncer/p3/project_websites/2008/su833544.html	55	0.13%
	IP-Tracked Transitions	55	100.00%
■ 138.	SU833170 2006 Project Descriptions and Photos P3 NCER ORD US EPA http://es.epa.gov/ncer/p3/project_websites/2006/su833170.html	55	0.13%
	IP-Tracked Transitions	55	100.00%
■ 139.	Senator Clinton Congratulates Clarkson University Students on Winning http://es.epa.gov/ncer/p3/press/may_11_2006hillary.html	55	0.13%
	IP-Tracked Transitions	55	100.00%
■ 140.	SU833149 2006 Project Descriptions and Photos P3 NCER ORD US EPA http://es.epa.gov/ncer/p3/project_websites/2006/su833149.html	55	0.13%
	IP-Tracked Transitions	55	100.00%

	Pages Next Page	Views	% Views
■ 141.	SU832490 2005 Project Descriptions and Photos P3 NCER ORD US EPA http://es.epa.gov/ncer/p3/project_websites/2005/su832490.html	54	0.12%
	IP-Tracked Transitions	54	100.00%
■ 142.	2006 National Mall P3 Award Competition Agenda P3 NCER ORD US EPA http://es.epa.gov/ncer/p3/press/agenda06.html	54	0.12%
	IP-Tracked Transitions	54	100.00%
■ 143.	SU833518 2008 Project Descriptions P3 NCER ORD US EPA http://es.epa.gov/ncer/p3/project_websites/2008/su833518.html	54	0.12%
	IP-Tracked Transitions	54	100.00%
■ 144.	SU832489 2005 Project Descriptions and Photos P3 NCER ORD US EPA http://es.epa.gov/ncer/p3/project_websites/2005/su832489.html	54	0.12%
	IP-Tracked Transitions	54	100.00%
■ 145.	Project Descriptions and Photos P3 NCER ORD US EPA http://es.epa.gov/ncer/p3/project_websites/2004/su831827.html	54	0.12%
	IP-Tracked Transitions	54	100.00%
■ 146.	SU833148 2006 Project Descriptions and Photos P3 NCER ORD US EPA http://es.epa.gov/ncer/p3/project_websites/2006/su833148.html	54	0.12%
	IP-Tracked Transitions	54	100.00%
■ 147.	SU833147 2006 Project Descriptions and Photos P3 NCER ORD US EPA http://es.epa.gov/ncer/p3/project_websites/2006/su833147.html	54	0.12%
	IP-Tracked Transitions	54	100.00%
■ 148.	2006 National Sustainable Design Expo - May 9-10, 2006 2006 Newsroom P3 NCER ORD US EPA http://es.epa.gov/ncer/p3/press/may_5_2006asph.html	54	0.12%
	IP-Tracked Transitions	54	100.00%
■ 149.	Soundings - Biomethane Project Could Help Planet Newsroom P3 NCER ORD US EPA http://es.epa.gov/ncer/p3/press/04_22_07_olympian.html	54	0.12%
	IP-Tracked Transitions	54	100.00%
■ 150.	SU833187 2006 Project Descriptions and Photos P3 NCER ORD US EPA http://es.epa.gov/ncer/p3/project_websites/2006/su833187.html	53	0.12%
	IP-Tracked Transitions	53	100.00%

	Pages Next Page	Views	% Views
151.	SU833157 2006 Project Descriptions and Photos P3 NCER ORD US EPA http://es.epa.gov/ncer/p3/project_websites/2006/su833157.html IP-Tracked Transitions	53	0.12%
		53	100.00%
152.	SU832494 2005 Project Descriptions and Photos P3 NCER ORD US EPA http://es.epa.gov/ncer/p3/project_websites/2005/su832494.html IP-Tracked Transitions	53	0.12%
		53	100.00%
153.	SU833551 2008 Project Descriptions P3 NCER ORD US EPA http://es.epa.gov/ncer/p3/project_websites/2008/su833551.html IP-Tracked Transitions	53	0.12%
		53	100.00%
154.	Community Milestones Newsroom P3 NCER ORD US EPA http://es.epa.gov/ncer/p3/press/05_07_07_ws.html IP-Tracked Transitions	53	0.12%
		53	100.00%
155.	Following Up - Good Work: For People and Planet 2006 Newsroom P3 NCER ORD US EPA http://es.epa.gov/ncer/p3/press/may_18_2006.html IP-Tracked Transitions	53	0.12%
		53	100.00%
156.	SU833183 2006 Project Descriptions and Photos P3 NCER ORD US EPA http://es.epa.gov/ncer/p3/project_websites/2006/su833183.html IP-Tracked Transitions	53	0.12%
		53	100.00%
157.	Project Descriptions and Photos P3 NCER ORD US EPA http://es.epa.gov/ncer/p3/project_websites/2004/su831811.html IP-Tracked Transitions	53	0.12%
		53	100.00%
158.	SU833543 2008 Project Descriptions P3 NCER ORD US EPA http://es.epa.gov/ncer/p3/project_websites/2008/su833543.html IP-Tracked Transitions	53	0.12%
		53	100.00%
159.	Looking to the sky for a water supply 2006 Newsroom P3 NCER ORD US EPA http://es.epa.gov/ncer/p3/press/april_16_2006north.html IP-Tracked Transitions	53	0.12%
		53	100.00%
160.	SU832503 2005 Project Descriptions and Photos P3 NCER ORD US EPA http://es.epa.gov/ncer/p3/project_websites/2005/su832503.html IP-Tracked Transitions	53	0.12%
		53	100.00%

	Pages Next Page	Views	% Views
■ 161.	Project Descriptions and Photos P3 NCER ORD US EPA http://es.epa.gov/ncer/p3/project_websites/2004/su831831.html	53	0.12%
	IP-Tracked Transitions	52	98.11%
	All Others	1	1.89%
■ 162.	SU833173 2006 Project Descriptions and Photos P3 NCER ORD US EPA http://es.epa.gov/ncer/p3/project_websites/2006/su833173.html	52	0.12%
	IP-Tracked Transitions	52	100.00%
■ 163.	SU832495 2005 Project Descriptions and Photos P3 NCER ORD US EPA http://es.epa.gov/ncer/p3/project_websites/2005/su832495.html	52	0.12%
	IP-Tracked Transitions	52	100.00%
■ 164.	SU833931 2009 Project Descriptions P3 NCER ORD US EPA http://es.epa.gov/ncer/p3/project_websites/2009/su833931.html	52	0.12%
	IP-Tracked Transitions	52	100.00%
■ 165.	SU832488 2005 Project Descriptions and Photos P3 NCER ORD US EPA http://es.epa.gov/ncer/p3/project_websites/2005/su832488.html	52	0.12%
	IP-Tracked Transitions	52	100.00%
■ 166.	SU833152 2006 Project Descriptions and Photos P3 NCER ORD US EPA http://es.epa.gov/ncer/p3/project_websites/2006/su833152.html	52	0.12%
	IP-Tracked Transitions	52	100.00%
■ 167.	Judges 2006 P3 NCER ORD US EPA http://es.epa.gov/ncer/p3/info/judges06.html	52	0.12%
	IP-Tracked Transitions	52	100.00%
■ 168.	Students Win Grant for Environmental Work in Panama 2007 Newsroom P3 NCER ORD US EPA http://es.epa.gov/ncer/p3/press/06_05_07.html	52	0.12%
	IP-Tracked Transitions	52	100.00%
■ 169.	Going for the Gold with Green Technology 2006 Newsroom P3 NCER ORD US EPA http://es.epa.gov/ncer/p3/press/may_11_2006epa.html	52	0.12%
	IP-Tracked Transitions	52	100.00%
■ 170.	Green Dorm Project snags \$75,000 2006 Newsroom P3 NCER ORD US EPA http://es.epa.gov/ncer/p3/press/may_19_2006stanford.html	51	0.12%

	Pages Next Page	Views	% Views
	IP-Tracked Transitions	51	100.00%
171.	SU833155 2006 Project Descriptions and Photos P3 NCER ORD US EPA http://es.epa.gov/ncer/p3/project_websites/2006/su833155.html	51	0.12%
	IP-Tracked Transitions	51	100.00%
172.	Larsen Congratulates Western Washington Students On Winning EPA's P3 Award Newsroom P3 NCER ORD US EPA http://es.epa.gov/ncer/p3/press/04_26_07_statenews.html	51	0.12%
	IP-Tracked Transitions	51	100.00%
173.	Students Step it up for Sustainability 2006 Newsroom P3 NCER ORD US EPA http://es.epa.gov/ncer/p3/press/june_28_2006ord.html	51	0.12%
	IP-Tracked Transitions	51	100.00%
174.	Professors, Students Make Environmentally Sustainable House Newsroom P3 NCER ORD US EPA http://es.epa.gov/ncer/p3/press/04_26_07_ballstate.html	51	0.12%
	IP-Tracked Transitions	51	100.00%
175.	U.Va.'s Learning Barge Project Wins \$75,000 EPA P3 Award for Sustainable DESIGN 2007 Newsroom P3 NCER ORD US EPA http://es.epa.gov/ncer/p3/press/05_07_07_uva.html	51	0.12%
	IP-Tracked Transitions	51	100.00%
176.	EPA's P3 Awards Winners: College Students Lead The U.S.Towards A Greener Future Newsroom P3 NCER ORD US EPA http://es.epa.gov/ncer/p3/press/05_03_07_p2.html	51	0.12%
	IP-Tracked Transitions	51	100.00%
177.	Community Essay 2006 Newsroom P3 NCER ORD US EPA http://es.epa.gov/ncer/p3/press/zimmerman_es_say_10_19_2005.html	51	0.12%
	IP-Tracked Transitions	51	100.00%
178.	SU832492 2005 Project Descriptions and Photos P3 NCER ORD US EPA http://es.epa.gov/ncer/p3/project_websites/2005/su832492.html	51	0.12%
	IP-Tracked Transitions	51	100.00%
179.	SU832505 2005 Project Descriptions and Photos P3 NCER ORD US EPA http://es.epa.gov/ncer/p3/project_websites/2005/su832505.html	51	0.12%
	IP-Tracked Transitions	51	100.00%

	Pages Next Page	Views	% Views
180.	SU833175 2006 Project Descriptions and Photos P3 NCER ORD US EPA http://es.epa.gov/ncer/p3/project_websites/2006/su833175.html IP-Tracked Transitions	50	0.11%
		50	100.00%
181.	College Students Lead the U.S.towards a Greener Future - EPA P3 Awards Winners Newsroom P3 NCER ORD US EPA http://es.epa.gov/ncer/p3/press/04_27_07_pressroom.html IP-Tracked Transitions	50	0.11%
		50	100.00%
182.	Project Descriptions and Photos P3 NCER ORD US EPA http://es.epa.gov/ncer/p3/project_websites/2004/su831830.html IP-Tracked Transitions	50	0.11%
		50	100.00%
183.	SU832509 2005 Project Descriptions and Photos P3 NCER ORD US EPA http://es.epa.gov/ncer/p3/project_websites/2005/su832509.html IP-Tracked Transitions	50	0.11%
		50	100.00%
184.	SU832477 2005 Project Descriptions and Photos P3 NCER ORD US EPA http://es.epa.gov/ncer/p3/project_websites/2005/su832477.html IP-Tracked Transitions	50	0.11%
		50	100.00%
185.	2008 National Expo Photo Gallery P3 NCER ORD US EPA http://es.epa.gov/ncer/p3/event_2008/event_photos/expo/expo.html IP-Tracked Transitions	50	0.11%
		50	100.00%
186.	As Earth Day Approaches, Sustainable Design Teams Gear Up for Annual P3 Competition 2006 Newsroom P3 NCER ORD US EPA http://es.epa.gov/ncer/P3/press/april_20_2006ansi.html IP-Tracked Transitions	50	0.11%
		50	100.00%
187.	SU833172 2006 Project Descriptions and Photos P3 NCER ORD US EPA http://es.epa.gov/ncer/p3/project_websites/2006/su833172.html IP-Tracked Transitions	50	0.11%
		50	100.00%
188.	Project Descriptions and Photos P3 NCER ORD US EPA http://es.epa.gov/ncer/p3/project_websites/2004/su831856.html IP-Tracked Transitions	50	0.11%
		50	100.00%

	Pages Next Page	Views	% Views
189.	Project Descriptions and Photos P3 NCER ORD US EPA http://es.epa.gov/ncer/p3/project_websites/2004/su831853.html IP-Tracked Transitions	50	0.11%
		50	100.00%
190.	SU833195 2006 Project Descriptions and Photos P3 NCER ORD US EPA http://es.epa.gov/ncer/p3/project_websites/2006/su833195.html IP-Tracked Transitions	50	0.11%
		50	100.00%
191.	Project Descriptions and Photos P3 NCER ORD US EPA http://es.epa.gov/ncer/p3/project_websites/2004/su831825.html IP-Tracked Transitions	50	0.11%
		50	100.00%
192.	P3 Award Competition P3 NCER ORD US EPA http://es.epa.gov/ncer/p3/awardcomp.html IP-Tracked Transitions	50	0.11%
		50	100.00%
193.	Project Descriptions and Photos P3 NCER ORD US EPA http://es.epa.gov/ncer/p3/project_websites/2004/su831818.html IP-Tracked Transitions	50	0.11%
		50	100.00%
194.	SU832486 2005 Project Descriptions and Photos P3 NCER ORD US EPA http://es.epa.gov/ncer/p3/project_websites/2005/su832486.html IP-Tracked Transitions	50	0.11%
		50	100.00%
195.	Illinois Team Is A Winner In EPA Competition Newsroom P3 NCER ORD US EPA http://es.epa.gov/ncer/p3/press/05_01_07_uiuc.html IP-Tracked Transitions	50	0.11%
		50	100.00%
196.	CLOSED-LOOP BIODIESEL PRODUCTION AMONG WINNERSAT NATIONAL SUSTAINABLE DESIGN EXPO 2006 Newsroom P3 NCER ORD US EPA http://es.epa.gov/ncer/p3/press/may_11_2006eesi.html IP-Tracked Transitions	49	0.11%
		49	100.00%
197.	Project Descriptions and Photos P3 NCER ORD US EPA http://es.epa.gov/ncer/p3/project_websites/2004/su831821.html IP-Tracked Transitions	49	0.11%
		49	100.00%
198.	University Of New Hampshire Students Without Borders Draw Water From Sand Newsroom P3 NCER ORD US EPA http://es.epa.gov/ncer/p3/press/04_24_07_statesnews.html	49	0.11%

	Pages Next Page	Views	% Views
	IP-Tracked Transitions	49	100.00%
■ 199.	Students Work on Ideas for 'People, Prosperity and the Planet' 2006 Newsroom P3 NCER ORD US EPA http://es.epa.gov/ncer/p3/press/may_21_2006voa.html	49	0.11%
	IP-Tracked Transitions	49	100.00%
■ 200.	NEWS RELEASE P3 NCER ORD US EPA http://es.epa.gov/ncer/p3/press/archive/news_release_051705.html	49	0.11%
	IP-Tracked Transitions	49	100.00%
Subtotal for rows: 1 - 200		20,853	47.48%
Other		23,068	52.52%
Total		43,921	100.00%

items 1-200 of 1152

Single-Level Paths, Forward - Help Card



Column Definitions

Pages

Any displayed page. You can specify for each profile the types of files that qualify as a page. These settings can be changed by the WebTrends administrator.

Next Page

The next page requested. Values of "Other" represent the percentage of traffic for Next Pages that were not tracked because the table limit was reached.

IP-Tracked Transitions

Represents all visits where the IP address was the only means to identify the visitor (for example, visitors who do not accept cookies).

End Of Visit

A Next Page value of End Of Visit means that this was the last page of the visit.

Page Refresh

A Next Page of Page Refresh represents routes where the page and the next page were the same.

Other

Represents traffic from unfinished visits and routes not included due to report size limits.

Views

Number of times this page was viewed by visitors.

%

Percentage of views that transitioned from the page listed under "Pages" to the page listed under "Next Page."



Report Descriptions

Briefly:

This report is an easy way to see what page visitors go to next from each of the top pages of your site.

A line containing "End of Visit" means shows statistics for occurrences when the page was the last page of a visit.

A line containing "Other" sums the data for any Next Pages not shown in this table. A value of zero indicates that the table contains all the Next Pages that occurred.

The Next Pages report is available only when sessions are identified with a cookie. The IP/Agent method of session identification, while more accurate than a simple IP approach, is still too uncertain for statistical reliability. If you wish to still use IP/Agent sessionizing for this report, there is a workaround available in the Knowledge Base.

Uses and Interpretation:

Overlay the percentages on a screen shot of a page to see whether visitors are using the links on the page as expected. Web designers often try to correlate link prominence and position with expected usage. An unusually large number of jumps using an obscure link suggests a possible increase in prominence for that link. An unusually small number of jumps from a prominent link may mean support for the idea of downsizing that link or moving it deeper in the site.

If a page in the list is not available as a link on the page, it's likely that there was an intermediate page view that did not appear in your data. When analyzing log files, this happens when a viewed page is a cached one, for example when a visitor hits their "back" button. Especially large percentages associated with these can indicate a need to adjust the navigation to allow the sequence to happen without an intermediate page.

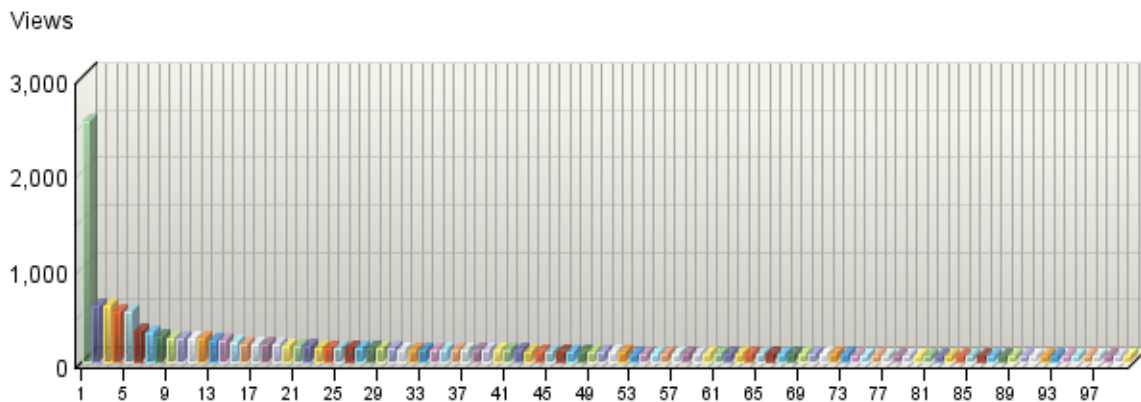
Other relevant reports and analyses:

This report is equivalent to a summary of the first steps for paths shown in the Paths Forward report.

Single-Level Paths, Reverse

This report shows, for individual pages, the page that was the viewed immediately before that page. This is similar to a reverse path that is only one step in length. A given visit might be counted several times, once, or not at all in this report, depending on how many times that page was viewed during that visit. Only applicable for visitor sessions that are tracked by something other than IP address.

Single-Level Paths, Reverse



Single-Level Paths, Reverse

	Pages Previous Page	Views	% Views
1.	P3 NCER ORD US EPA http://es.epa.gov/ncer/p3/ IP-Tracked Transitions	2,525	5.75%
2.	National Sustainable Design Expo P3 NCER ORD US EPA http://es.epa.gov/ncer/P3/expo/ IP-Tracked Transitions	594	1.35%
3.	2008/2009 P3 Teams P3 NCER ORD US EPA http://es.epa.gov/ncer/p3/current/ IP-Tracked Transitions	590	1.34%
4.	National Sustainable Design Expo 2008 P3 NCER ORD US EPA http://es.epa.gov/ncer/p3/expo/expo_2008.html IP-Tracked Transitions	535	1.22%
5.	Basic Information P3 NCER ORD US EPA http://es.epa.gov/ncer/p3/fact_sheet.html IP-Tracked Transitions	526	1.20%

	Pages Previous Page	Views	% Views
6.	2008 P3 Award Winners P3 Award Winners and Successes P3 NCER ORD US EPA http://es.epa.gov/ncer/p3/project_websites/2008/2008awardwinners.html	327	0.74%
	IP-Tracked Transitions	327	100.00%
7.	Information for P3 Teams P3 NCER ORD US EPA http://es.epa.gov/ncer/p3/teams/	296	0.67%
	IP-Tracked Transitions	296	100.00%
8.	P3 Award Winners P3 NCER ORD US EPA http://es.epa.gov/ncer/p3/success/	269	0.61%
	IP-Tracked Transitions	269	100.00%
9.	P3 and Other Awards Ceremony P3 NCER ORD US EPA http://es.epa.gov/ncer/p3/ceremony/	252	0.57%
	IP-Tracked Transitions	252	100.00%
10.	How to Apply Phase I - Project Development P3 NCER ORD US EPA http://es.epa.gov/ncer/p3/apply/	238	0.54%
	IP-Tracked Transitions	238	100.00%
11.	Past P3 Projects P3 NCER ORD US EPA http://es.epa.gov/ncer/p3/past/	236	0.54%
	IP-Tracked Transitions	236	100.00%
12.	Forms P3 NCER ORD US EPA http://es.epa.gov/ncer/P3/forms/	234	0.53%
	IP-Tracked Transitions	234	100.00%
13.	Photo Gallery P3 NCER ORD US EPA http://es.epa.gov/ncer/p3/photo.html	220	0.50%
	IP-Tracked Transitions	220	100.00%
14.	Forum P3 NCER ORD US EPA http://es.epa.gov/ncer/p3/forum/	220	0.50%
	IP-Tracked Transitions	220	100.00%
15.	2008 Expo and P3 Videos P3 NCER ORD US EPA http://es.epa.gov/ncer/p3/multimedia.html	200	0.46%
	IP-Tracked Transitions	200	100.00%
16.	Info for Exhibitors Information For P3 NCER ORD US EPA http://es.epa.gov/ncer/p3/become_exhibitor.html	190	0.43%
	IP-Tracked Transitions	190	100.00%
17.	Info for Co-Sponsors Information For P3 NCER ORD US EPA http://es.epa.gov/ncer/p3/info/cosponsors.html	184	0.42%
	IP-Tracked Transitions	184	100.00%

	Pages Previous Page	Views	% Views
18.	Current Partners Information for Partners P3 NCER ORD US EPA http://es.epa.gov/ncer/p3/partners/ IP-Tracked Transitions	184 184	0.42% 100.00%
19.	Newsroom P3 NCER ORD US EPA http://es.epa.gov/ncer/p3/news.html IP-Tracked Transitions	176 176	0.40% 100.00%
20.	Information for Partners Info For P3 NCER ORD US EPA http://es.epa.gov/ncer/p3/info/partners.html IP-Tracked Transitions	171 171	0.39% 100.00%
21.	2007 P3 Award Winners P3 Award Winners and Successes P3 NCER ORD US EPA http://es.epa.gov/ncer/p3/project_websites/2007/2007awardwinners.html IP-Tracked Transitions	169 169	0.38% 100.00%
22.	Videos: Expo and P3 Overviews P3 NCER ORD US EPA http://es.epa.gov/ncer/p3/overviews.html IP-Tracked Transitions	153 153	0.35% 100.00%
23.	Grant Recipients P3 NCER ORD US EPA http://es.epa.gov/ncer/p3/grantrecip.html IP-Tracked Transitions	147 147	0.33% 100.00%
24.	Media Info For P3 NCER ORD US EPA http://es.epa.gov/ncer/p3/info/media.html IP-Tracked Transitions	147 147	0.33% 100.00%
25.	Draft Schedule of Events National Sustainable Design Expo P3 NCER ORD US EPA http://es.epa.gov/ncer/p3/expo/events.html IP-Tracked Transitions	146 146	0.33% 100.00%
26.	Information For P3 NCER ORD US EPA http://es.epa.gov/ncer/p3/info/ IP-Tracked Transitions	145 145	0.33% 100.00%
27.	2007/2008 P3 Teams Past P3 Projects P3 NCER ORD US EPA http://es.epa.gov/ncer/p3/project_websites/2008/ IP-Tracked Transitions	141 141	0.32% 100.00%
28.	2006 P3 Competitors Photo Gallery P3 NCER ORD US EPA http://es.epa.gov/ncer/p3/event_2006/2006_competitors.html IP-Tracked Transitions	140 140	0.32% 100.00%
29.	Other Sustainability Resources P3 NCER ORD US EPA http://es.epa.gov/ncer/p3/other/ IP-Tracked Transitions	135 135	0.31% 100.00%

	Pages Previous Page	Views	% Views
30.	EPA: NCER: P3 Award: A National Student Design Competition for Sustainability focusing on People, Prosperity, and the Planet http://es.epa.gov/ncer/p3/designs_sustain_rfp.html IP-Tracked Transitions	134 134	0.31% 100.00%
31.	Contact Us P3 NCER ORD US EPA http://es.epa.gov/ncer/p3/contact.html IP-Tracked Transitions	131 131	0.30% 100.00%
32.	2006 P3 Award Winners P3 Award Winners and Successes P3 NCER ORD US EPA http://es.epa.gov/ncer/p3/project_websites/2006/2006awardwinners.html IP-Tracked Transitions	128 128	0.29% 100.00%
33.	2008 Expo and P3 Audio Files P3 NCER ORD US EPA http://es.epa.gov/ncer/p3/event_2008/audio_files/ IP-Tracked Transitions	128 128	0.29% 100.00%
34.	Additional Awards P3 Award Competition P3 NCER ORD US EPA http://es.epa.gov/ncer/p3/addawards.html IP-Tracked Transitions	127 127	0.29% 100.00%
35.	Frequently Asked Questions National Sustainable Design Expo P3 NCER ORD US EPA http://es.epa.gov/ncer/p3/expo/faq.html IP-Tracked Transitions	127 127	0.29% 100.00%
36.	Logistics National Sustainable Design Expo P3 NCER ORD US EPA http://es.epa.gov/ncer/p3/expo/logistics.html IP-Tracked Transitions	126 126	0.29% 100.00%
37.	2008 Event Date and Location P3 NCER ORD US EPA http://es.epa.gov/ncer/p3/event_2009/09_date_loc.html IP-Tracked Transitions	125 125	0.28% 100.00%
38.	National Sustainable Design Expo Archive P3 NCER ORD US EPA http://es.epa.gov/ncer/p3/expo/expo_archive.html IP-Tracked Transitions	121 121	0.28% 100.00%
39.	Forms National Sustainable Design Expo P3 NCER ORD US EPA http://es.epa.gov/ncer/p3/expo/forms.html IP-Tracked Transitions	115 115	0.26% 100.00%
40.	http://es.epa.gov/ncer/p3/event_2008/08_date_loc.html IP-Tracked Transitions	114 114	0.26% 100.00%
41.	Solicitation Opens Phase I - Project Development P3 NCER ORD US EPA http://es.epa.gov/ncer/p3/solopen.html	114	0.26%

	Pages Previous Page	Views	% Views
	IP-Tracked Transitions	114	100.00%
42.	Peer Review Phase I - Project Development P3 NCER ORD US EPA http://es.epa.gov/ncer/p3/peerreview.html	113	0.26%
	IP-Tracked Transitions	113	100.00%
43.	2005 Project Descriptions and Photos P3 NCER ORD US EPA http://es.epa.gov/ncer/p3/project_websites/2005/2005_phase_1_project_websites.html	108	0.25%
	IP-Tracked Transitions	108	100.00%
44.	Car Fueled With Biogas From Cow Manure: WWU Students Convert Methane Into Natural Gas Newsroom P3 NCER ORD US EPA http://es.epa.gov/ncer/p3/press/04_22_07.html	104	0.24%
	IP-Tracked Transitions	104	100.00%
45.	Application Overview Phase I - P3 Grant Competition/Proof of Concept P3 NCER ORD US EPA http://es.epa.gov/ncer/p3/appoverview.html	104	0.24%
	IP-Tracked Transitions	104	100.00%
46.	Phase I - Project Development P3 NCER ORD US EPA http://es.epa.gov/ncer/p3/phase1proof.html	98	0.22%
	IP-Tracked Transitions	98	100.00%
47.	2006 Award Ceremony Agenda 2006 Newsroom P3 NCER ORD US EPA http://es.epa.gov/ncer/p3/press/awardagenda06.html	97	0.22%
	IP-Tracked Transitions	97	100.00%
48.	2006/2007 P3 Teams P3 NCER ORD US EPA http://es.epa.gov/ncer/p3/project_websites/2006/	96	0.22%
	IP-Tracked Transitions	96	100.00%
49.	P3 Newsroom Archive 2006 Newsroom P3 NCER ORD US EPA http://es.epa.gov/ncer/p3/press/	96	0.22%
	IP-Tracked Transitions	96	100.00%
50.	Sustainability Challenge Areas P3 NCER ORD US EPA http://es.epa.gov/ncer/p3/challengearea.html	93	0.21%
	IP-Tracked Transitions	93	100.00%
51.	Phase II - P3 Award Winners P3 NCER ORD US EPA http://es.epa.gov/ncer/p3/phase2follow.html	93	0.21%
	IP-Tracked Transitions	93	100.00%
52.	AAAS Research Programs Forum P3 NCER ORD US EPA http://es.epa.gov/ncer/p3/forum/aaas.html	92	0.21%
	IP-Tracked Transitions	92	100.00%

	Pages Previous Page	Views	% Views
■ 53.	Notification Phase I - Project Development P3 NCER ORD US EPA http://es.epa.gov/ncer/p3/notification.html IP-Tracked Transitions	89	0.20%
		89	100.00%
■ 54.	2005 Phase 2 Award Winners and Honorable Mentions 2006 Newsroom P3 NCER ORD US EPA http://es.epa.gov/ncer/p3/project_websites/2004_phase_2_project_websites.html IP-Tracked Transitions	89	0.20%
		89	100.00%
■ 55.	Eligibility P3 NCER ORD US EPA http://es.epa.gov/ncer/p3/eligibility/ IP-Tracked Transitions	88	0.20%
		88	100.00%
■ 56.	Past P3 Projects by Topic Past P3 Projects P3 NCER ORD US EPA http://es.epa.gov/ncer/p3/abtable1.html IP-Tracked Transitions	88	0.20%
		88	100.00%
■ 57.	Resources P3 NCER ORD US EPA http://es.epa.gov/ncer/p3/resources.html IP-Tracked Transitions	87	0.20%
		87	100.00%
■ 58.	2005 In Process Project Photos P3 NCER ORD US EPA http://es.epa.gov/ncer/p3/project_photos/2005_projects.html IP-Tracked Transitions	85	0.19%
		85	100.00%
■ 59.	Jeopardy! Quizzes America with Environmental Clues Newsroom Archive Newsroom P3 NCER ORD US EPA http://es.epa.gov/ncer/p3/press/05_07_07.html IP-Tracked Transitions	84	0.19%
		84	100.00%
■ 60.	Judges P3 NCER ORD US EPA http://es.epa.gov/ncer/p3/judges.html IP-Tracked Transitions	81	0.18%
		81	100.00%
■ 61.	Announcements and Discussion Area Information for P3 Teams P3 NCER ORD US EPA http://es.epa.gov/ncer/p3/event_2008/08_announcements.html IP-Tracked Transitions	80	0.18%
		80	100.00%
■ 62.	Knowing the Score Helps Students Save Energy P3 NCER ORD US EPA http://es.epa.gov/ncer/p3/success/oberlinfeature.html IP-Tracked Transitions	80	0.18%
		80	100.00%
■ 63.	Prosperity - Small Business Phase II - P3 Award Winners P3 NCER ORD US EPA http://es.epa.gov/ncer/p3/awardsmallbiz.html IP-Tracked Transitions	79	0.18%
		79	100.00%

	Pages Previous Page	Views	% Views
64.	SU833521 2008 Project Descriptions P3 NCER ORD US EPA http://es.epa.gov/ncer/p3/project_websites/2008/su833521.html	79	0.18%
	IP-Tracked Transitions	79	100.00%
65.	2007 P3 Competitors Photo Gallery P3 NCER ORD US EPA http://es.epa.gov/ncer/p3/event_2007/event_photos/teams/2007_competitors.html	79	0.18%
	IP-Tracked Transitions	79	100.00%
66.	2004 P3 Projects Past P3 Projects P3 NCER ORD US EPA http://es.epa.gov/ncer/p3/project_websites/2004_project_websites.html	77	0.18%
	IP-Tracked Transitions	77	100.00%
67.	University Teams Earn Sustainable Design Prizes - Biomethane Car And Learning Barge Among The Projects On The National Mall Newsroom P3 NCER ORD US EPA http://es.epa.gov/ncer/p3/press/04_26_07_msnbc.html	75	0.17%
	IP-Tracked Transitions	75	100.00%
68.	Page Title P3 NCER ORD US EPA http://es.epa.gov/ncer/p3/awardplanet.html	75	0.17%
	IP-Tracked Transitions	75	100.00%
69.	Greening the Campus: Improving the Environmental Performance of Buildings and Institutions P3 NCER ORD US EPA http://es.epa.gov/ncer/p3/success/oberlin.html	75	0.17%
	IP-Tracked Transitions	75	100.00%
70.	Phase II - P3 Award Winners P3 NCER ORD US EPA http://es.epa.gov/ncer/p3/award_winners.html	74	0.17%
	IP-Tracked Transitions	74	100.00%
71.	Shedding Light on Clean Drinking Water P3 NCER ORD US EPA http://es.epa.gov/ncer/p3/success/berkeley.html	74	0.17%
	IP-Tracked Transitions	74	100.00%
72.	EPA: NCER: P3: People, Prosperity and the Planet Student Design Competition for Sustainability: A National Student Design Competition for Sustainability focusing on People, Prosperity, and the Planet http://es.epa.gov/ncer/p3/designs_sustain_rfp_2005.html	74	0.17%
	IP-Tracked Transitions	74	100.00%
73.	Publications P3 NCER ORD US EPA http://es.epa.gov/ncer/p3/publications.html	73	0.17%
	IP-Tracked Transitions	73	100.00%

	Pages Previous Page	Views	% Views
74.	SU833524 2008 Project Descriptions P3 NCER ORD US EPA http://es.epa.gov/ncer/p3/project_websites/2008/su833524.html	70	0.16%
	IP-Tracked Transitions	70	100.00%
75.	Index of /ncer/p3/event_2007/event_photos/awards/ http://es.epa.gov/ncer/p3/event_2007/event_photos/awards/	70	0.16%
	IP-Tracked Transitions	70	100.00%
76.	EPA: P3 Award: Press Release http://es.epa.gov/ncer/p3/projects/	70	0.16%
	IP-Tracked Transitions	70	100.00%
77.	Western Wins \$75,000 Grant - EPA Grant To Bolster Biogas Refinery Built By Students Newsroom P3 NCER ORD US EPA http://es.epa.gov/ncer/p3/press/05_01_07_western.html	69	0.16%
	IP-Tracked Transitions	69	100.00%
78.	SU833562 2008 Project Descriptions P3 NCER ORD US EPA http://es.epa.gov/ncer/p3/project_websites/2008/su833562.html	69	0.16%
	IP-Tracked Transitions	69	100.00%
79.	2006 National Expo Photo Gallery P3: People, Prosperity and the Planet Student Design Competition for Sustainability US EPA http://es.epa.gov/ncer/p3/event_2006/event_photos/mall_event_general/expo.html	68	0.15%
	IP-Tracked Transitions	68	100.00%
80.	Making Water Treatment Plants Sustainable P3 NCER ORD US EPA http://es.epa.gov/ncer/p3/success/lehigh.html	67	0.15%
	IP-Tracked Transitions	67	100.00%
81.	Employment Resources Forum P3 NCER ORD US EPA http://es.epa.gov/ncer/p3/forum/employ.html	67	0.15%
	IP-Tracked Transitions	67	100.00%
82.	The Virtual World Lets Students Ponder How to Save Mother Earth Newsroom P3 NCER ORD US EPA http://es.epa.gov/ncer/p3/press/11_14_06.html	67	0.15%
	IP-Tracked Transitions	67	100.00%
83.	2007 National Expo Photo Gallery P3 NCER ORD US EPA http://es.epa.gov/ncer/p3/event_2007/event_photos/expo/expo.html	66	0.15%
	IP-Tracked Transitions	66	100.00%

	Pages Previous Page	Views	% Views
84.	2007 Award Ceremony Photo Gallery P3 NCER ORD US EPA http://es.epa.gov/ncer/p3/event_2007/event_photos/awards/awards.html	66	0.15%
	IP-Tracked Transitions	66	100.00%
85.	Sustainable Design Expo Newsroom P3 NCER ORD US EPA http://es.epa.gov/ncer/p3/press/04_25_07.html	65	0.15%
	IP-Tracked Transitions	65	100.00%
86.	People - Education Phase II - P3 Award Winners P3: People, Prosperity and the Planet Student Design Competition for Sustainability US EPA http://es.epa.gov/ncer/p3/awardededucation.html	65	0.15%
	IP-Tracked Transitions	65	100.00%
87.	Student Group Tests Solar Greenhouse Energy Efficiency Newsroom P3 NCER ORD US EPA http://es.epa.gov/ncer/p3/press/04_16_07.html	65	0.15%
	IP-Tracked Transitions	65	100.00%
88.	Media Archive Info For P3 NCER ORD US EPA http://es.epa.gov/ncer/p3/info/media_archive.html	65	0.15%
	IP-Tracked Transitions	65	100.00%
89.	2006 Award Ceremony Photo Gallery P3: People, Prosperity and the Planet Student Design Competition for Sustainability US EPA http://es.epa.gov/ncer/p3/event_2006/event_photos/awards/awards.html	64	0.15%
	IP-Tracked Transitions	64	100.00%
90.	EPA Sustainability Programs P3 NCER ORD US EPA http://es.epa.gov/ncer/p3/epa/	64	0.15%
	IP-Tracked Transitions	64	100.00%
91.	2005 P3 Competitors P3 NCER ORD US EPA http://es.epa.gov/ncer/p3/project_photos/2005_competitors.html	63	0.14%
	IP-Tracked Transitions	63	100.00%
92.	Student Group Tests Solar Greenhouse Energy Efficiency Newsroom P3 NCER ORD US EPA http://es.epa.gov/ncer/p3/press/04_26_07_mtimes.html	61	0.14%
	IP-Tracked Transitions	61	100.00%
93.	SU833545 2008 Project Descriptions P3 NCER ORD US EPA http://es.epa.gov/ncer/p3/project_websites/2008/su833545.html	61	0.14%
	IP-Tracked Transitions	61	100.00%

	Pages Previous Page	Views	% Views
94.	National Sustainable Design Expo Co-Sponsors Information For P3 NCER ORD US EPA http://es.epa.gov/ncer/p3/info/cosponsors_archive.html IP-Tracked Transitions	61 61	0.14% 100.00%
95.	Students Showcase Green Designs for the Planet Newsroom P3 NCER ORD US EPA http://es.epa.gov/ncer/p3/press/04_27_07_voa.html IP-Tracked Transitions	61 61	0.14% 100.00%
96.	SU833549 2008 Project Descriptions P3 NCER ORD US EPA http://es.epa.gov/ncer/p3/project_websites/2008/su833549.html IP-Tracked Transitions	61 61	0.14% 100.00%
97.	SU833541 2008 Project Descriptions P3 NCER ORD US EPA http://es.epa.gov/ncer/p3/project_websites/2008/su833541.html IP-Tracked Transitions	60 60	0.14% 100.00%
98.	SU833522 2008 Project Descriptions P3 NCER ORD US EPA http://es.epa.gov/ncer/p3/project_websites/2008/su833522.html IP-Tracked Transitions	60 60	0.14% 100.00%
99.	SU833534 2008 Project Descriptions P3 NCER ORD US EPA http://es.epa.gov/ncer/p3/project_websites/2008/su833534.html IP-Tracked Transitions	59 59	0.13% 100.00%
100.	2005 Photo Gallery P3 NCER ORD US EPA http://es.epa.gov/ncer/p3/event_2005/event_photos/award_ceremony/awards.html IP-Tracked Transitions	59 59	0.13% 100.00%
101.	SU833561 2008 Project Descriptions P3 NCER ORD US EPA http://es.epa.gov/ncer/p3/project_websites/2008/su833561.html IP-Tracked Transitions	58 58	0.13% 100.00%
102.	SU833529 2008 Project Descriptions P3 NCER ORD US EPA http://es.epa.gov/ncer/p3/project_websites/2008/su833529.html IP-Tracked Transitions	58 58	0.13% 100.00%
103.	Judges Photo Photo Gallery P3 NCER ORD US EPA http://es.epa.gov/ncer/p3/event_2005/event_photos/judges/judges.html IP-Tracked Transitions	58 58	0.13% 100.00%

	Pages Previous Page	Views	% Views
■ 104.	SU833538 2008 Project Descriptions P3 NCER ORD US EPA http://es.epa.gov/ncer/p3/project_websites/2008/su833538.html	58	0.13%
	IP-Tracked Transitions	58	100.00%
■ 105.	Photos of the 2005 National Expo Photo Gallery P3 NCER ORD US EPA http://es.epa.gov/ncer/p3/event_2005/event_photos/general_mall_photos/expo.html	58	0.13%
	IP-Tracked Transitions	58	100.00%
■ 106.	SU833535 2008 Project Descriptions P3 NCER ORD US EPA http://es.epa.gov/ncer/p3/project_websites/2008/su833535.html	58	0.13%
	IP-Tracked Transitions	58	100.00%
■ 107.	SU833520 2008 Project Descriptions P3 NCER ORD US EPA http://es.epa.gov/ncer/p3/project_websites/2008/su833520.html	58	0.13%
	IP-Tracked Transitions	58	100.00%
■ 108.	2008 P3 Competitors Photo Gallery P3 NCER ORD US EPA http://es.epa.gov/ncer/p3/event_2008/event_photos/teams/2008_competitors.html	58	0.13%
	IP-Tracked Transitions	58	100.00%
■ 109.	First National Sustainable Design Expo to Showcase Innovative 'Green Technology' 2006 Newsroom P3 NCER ORD US EPA http://es.epa.gov/ncer/p3/press/may_04w_2006.html	57	0.13%
	IP-Tracked Transitions	57	100.00%
■ 110.	SU832474 2005 Project Descriptions and Photos P3 NCER ORD US EPA http://es.epa.gov/ncer/p3/project_websites/2005/su832474.html	57	0.13%
	IP-Tracked Transitions	57	100.00%
■ 111.	SU832512 2005 Project Descriptions and Photos P3 NCER ORD US EPA http://es.epa.gov/ncer/p3/project_websites/2005/su832512.html	57	0.13%
	IP-Tracked Transitions	57	100.00%
■ 112.	SU833546 2008 Project Descriptions P3 NCER ORD US EPA http://es.epa.gov/ncer/p3/project_websites/2008/su833546.html	57	0.13%
	IP-Tracked Transitions	57	100.00%

	Pages Previous Page	Views	% Views
■ 113.	SU833554 2008 Project Descriptions P3 NCER ORD US EPA http://es.epa.gov/ncer/p3/project_websites/2008/su833554.html	57	0.13%
	IP-Tracked Transitions	57	100.00%
■ 114.	SU833553 2008 Project Descriptions P3 NCER ORD US EPA http://es.epa.gov/ncer/p3/project_websites/2008/su833553.html	57	0.13%
	IP-Tracked Transitions	57	100.00%
■ 115.	EPA: NCER: P3 http://es.epa.gov/ncer/p3recipients/2005/	57	0.13%
	IP-Tracked Transitions	57	100.00%
■ 116.	SU833523 2008 Project Descriptions P3 NCER ORD US EPA http://es.epa.gov/ncer/p3/project_websites/2008/su833523.html	57	0.13%
	IP-Tracked Transitions	57	100.00%
■ 117.	Student Engineering Group Wins Honorable http://es.epa.gov/ncer/p3/press/may_17_2006iowa.html	57	0.13%
	IP-Tracked Transitions	57	100.00%
■ 118.	SU833528 2008 Project Descriptions P3 NCER ORD US EPA http://es.epa.gov/ncer/p3/project_websites/2008/su833528.html	57	0.13%
	IP-Tracked Transitions	57	100.00%
■ 119.	Students shine at sustainable design contest Six university teams win EPA awards, dozens participated on National Mall 2006 Newsroom P3 NCER ORD US EPA http://es.epa.gov/ncer/p3/press/may_12_2006.html	56	0.13%
	IP-Tracked Transitions	56	100.00%
■ 120.	SU833513 2008 Project Descriptions P3 NCER ORD US EPA http://es.epa.gov/ncer/p3/project_websites/2008/su833513.html	56	0.13%
	IP-Tracked Transitions	56	100.00%
■ 121.	Speaker's Biographies Awards Ceremony 2006 Newsroom P3 NCER ORD US EPA http://es.epa.gov/ncer/p3/press/awardsbios.html	56	0.13%
	IP-Tracked Transitions	56	100.00%
■ 122.	SU832487 2005 Project Descriptions and Photos P3 NCER ORD US EPA http://es.epa.gov/ncer/p3/project_websites/2005/su832487.html	56	0.13%
	IP-Tracked Transitions	56	100.00%

	Pages Previous Page	Views	% Views
123.	SU833530 2008 Project Descriptions P3 NCER ORD US EPA http://es.epa.gov/ncer/p3/project_websites/2008/su833530.html	56	0.13%
	IP-Tracked Transitions	56	100.00%
124.	SU832484 2005 Project Descriptions and Photos P3 NCER ORD US EPA http://es.epa.gov/ncer/p3/event_2006/su832484/su832484.html	56	0.13%
	IP-Tracked Transitions	56	100.00%
125.	WWU's Biogas Car Wins Award Newsroom P3 NCER ORD US EPA http://es.epa.gov/ncer/p3/press/04_27_07_bellingham.html	56	0.13%
	IP-Tracked Transitions	56	100.00%
126.	SU833539 2008 Project Descriptions P3 NCER ORD US EPA http://es.epa.gov/ncer/p3/project_websites/2008/su833539.html	56	0.13%
	IP-Tracked Transitions	56	100.00%
127.	SU833169 2006 Project Descriptions and Photos P3 NCER ORD US EPA http://es.epa.gov/ncer/p3/project_websites/2006/su833169.html	56	0.13%
	IP-Tracked Transitions	56	100.00%
128.	SU832510 2005 Project Descriptions and Photos P3 NCER ORD US EPA http://es.epa.gov/ncer/p3/project_websites/2005/su832510.html	56	0.13%
	IP-Tracked Transitions	56	100.00%
129.	SU833517 2008 Project Descriptions P3 NCER ORD US EPA http://es.epa.gov/ncer/p3/project_websites/2008/su833517.html	56	0.13%
	IP-Tracked Transitions	56	100.00%
130.	SU833178 2006 Project Descriptions and Photos P3 NCER ORD US EPA http://es.epa.gov/ncer/p3/project_websites/2006/su833178.html	56	0.13%
	IP-Tracked Transitions	56	100.00%
131.	SU833188 2006 Project Descriptions and Photos P3 NCER ORD US EPA http://es.epa.gov/ncer/p3/project_websites/2006/su833188.html	56	0.13%
	IP-Tracked Transitions	56	100.00%

	Pages Previous Page	Views	% Views
132.	SU833179 2006 Project Descriptions and Photos P3 NCER ORD US EPA http://es.epa.gov/ncer/p3/project_websites/2006/su833179.html	56	0.13%
	IP-Tracked Transitions	56	100.00%
133.	SU833170 2006 Project Descriptions and Photos P3 NCER ORD US EPA http://es.epa.gov/ncer/p3/project_websites/2006/su833170.html	55	0.13%
	IP-Tracked Transitions	55	100.00%
134.	SU833149 2006 Project Descriptions and Photos P3 NCER ORD US EPA http://es.epa.gov/ncer/p3/project_websites/2006/su833149.html	55	0.13%
	IP-Tracked Transitions	55	100.00%
135.	SU833548 2008 Project Descriptions P3 NCER ORD US EPA http://es.epa.gov/ncer/p3/project_websites/2008/su833548.html	55	0.13%
	IP-Tracked Transitions	55	100.00%
136.	SU833547 2008 Project Descriptions P3 NCER ORD US EPA http://es.epa.gov/ncer/p3/project_websites/2008/su833547.html	55	0.13%
	IP-Tracked Transitions	55	100.00%
137.	Senator Clinton Congratulates Clarkson University Students on Winning http://es.epa.gov/ncer/p3/press/may_11_2006hillary.html	55	0.13%
	IP-Tracked Transitions	55	100.00%
138.	SU833544 2008 Project Descriptions P3 NCER ORD US EPA http://es.epa.gov/ncer/p3/project_websites/2008/su833544.html	55	0.13%
	IP-Tracked Transitions	55	100.00%
139.	Lynden Cows Fuel WWU Vehicle Newsroom P3 NCER ORD US EPA http://es.epa.gov/ncer/p3/press/05_02_07_lynden.html	55	0.13%
	IP-Tracked Transitions	55	100.00%
140.	"Growing" Buildings 2006 Newsroom P3 NCER ORD US EPA http://es.epa.gov/ncer/p3/press/may_14_2006.html	55	0.13%
	IP-Tracked Transitions	55	100.00%
141.	2006 National Mall P3 Award Competition Agenda P3 NCER ORD US EPA http://es.epa.gov/ncer/p3/press/agenda06.html	54	0.12%
	IP-Tracked Transitions	54	100.00%

	Pages Previous Page	Views	% Views
■ 142.	Project Descriptions and Photos P3 NCER ORD US EPA http://es.epa.gov/ncer/p3/project_websites/2004/su831827.html	54	0.12%
	IP-Tracked Transitions	54	100.00%
■ 143.	SU833147 2006 Project Descriptions and Photos P3 NCER ORD US EPA http://es.epa.gov/ncer/p3/project_websites/2006/su833147.html	54	0.12%
	IP-Tracked Transitions	54	100.00%
■ 144.	SU832489 2005 Project Descriptions and Photos P3 NCER ORD US EPA http://es.epa.gov/ncer/p3/project_websites/2005/su832489.html	54	0.12%
	IP-Tracked Transitions	54	100.00%
■ 145.	SU833518 2008 Project Descriptions P3 NCER ORD US EPA http://es.epa.gov/ncer/p3/project_websites/2008/su833518.html	54	0.12%
	IP-Tracked Transitions	54	100.00%
■ 146.	2006 National Sustainable Design Expo - May 9-10, 2006 2006 Newsroom P3 NCER ORD US EPA http://es.epa.gov/ncer/p3/press/may_5_2006asph.html	54	0.12%
	IP-Tracked Transitions	54	100.00%
■ 147.	Soundings - Biomethane Project Could Help Planet Newsroom P3 NCER ORD US EPA http://es.epa.gov/ncer/p3/press/04_22_07_olympian.html	54	0.12%
	IP-Tracked Transitions	54	100.00%
■ 148.	SU833148 2006 Project Descriptions and Photos P3 NCER ORD US EPA http://es.epa.gov/ncer/p3/project_websites/2006/su833148.html	54	0.12%
	IP-Tracked Transitions	54	100.00%
■ 149.	SU832490 2005 Project Descriptions and Photos P3 NCER ORD US EPA http://es.epa.gov/ncer/p3/project_websites/2005/su832490.html	54	0.12%
	IP-Tracked Transitions	54	100.00%
■ 150.	Project Descriptions and Photos P3 NCER ORD US EPA http://es.epa.gov/ncer/p3/project_websites/2004/su831811.html	53	0.12%
	IP-Tracked Transitions	53	100.00%
■ 151.	SU832494 2005 Project Descriptions and Photos P3 NCER ORD US EPA http://es.epa.gov/ncer/p3/project_websites/2005/su832494.html	53	0.12%
	IP-Tracked Transitions	53	100.00%

	Pages Previous Page	Views	% Views
152.	SU832503 2005 Project Descriptions and Photos P3 NCER ORD US EPA http://es.epa.gov/ncer/p3/project_websites/2005/su832503.html	53	0.12%
	IP-Tracked Transitions	53	100.00%
153.	SU833183 2006 Project Descriptions and Photos P3 NCER ORD US EPA http://es.epa.gov/ncer/p3/project_websites/2006/su833183.html	53	0.12%
	IP-Tracked Transitions	53	100.00%
154.	Following Up - Good Work: For People and Planet 2006 Newsroom P3 NCER ORD US EPA http://es.epa.gov/ncer/p3/press/may_18_2006.html	53	0.12%
	IP-Tracked Transitions	53	100.00%
155.	Community Milestones Newsroom P3 NCER ORD US EPA http://es.epa.gov/ncer/p3/press/05_07_07_ws.html	53	0.12%
	IP-Tracked Transitions	53	100.00%
156.	SU833157 2006 Project Descriptions and Photos P3 NCER ORD US EPA http://es.epa.gov/ncer/p3/project_websites/2006/su833157.html	53	0.12%
	IP-Tracked Transitions	53	100.00%
157.	SU833551 2008 Project Descriptions P3 NCER ORD US EPA http://es.epa.gov/ncer/p3/project_websites/2008/su833551.html	53	0.12%
	IP-Tracked Transitions	53	100.00%
158.	Looking to the sky for a water supply 2006 Newsroom P3 NCER ORD US EPA http://es.epa.gov/ncer/p3/press/april_16_2006north.html	53	0.12%
	IP-Tracked Transitions	53	100.00%
159.	SU833543 2008 Project Descriptions P3 NCER ORD US EPA http://es.epa.gov/ncer/p3/project_websites/2008/su833543.html	53	0.12%
	IP-Tracked Transitions	53	100.00%
160.	SU833187 2006 Project Descriptions and Photos P3 NCER ORD US EPA http://es.epa.gov/ncer/p3/project_websites/2006/su833187.html	53	0.12%
	IP-Tracked Transitions	53	100.00%
161.	Project Descriptions and Photos P3 NCER ORD US EPA http://es.epa.gov/ncer/p3/project_websites/2004/su831831.html	53	0.12%
	IP-Tracked Transitions	53	100.00%

	Pages	Views	% Views
	Previous Page		
■ 162.	Judges 2006 P3 NCER ORD US EPA http://es.epa.gov/ncer/p3/info/judges06.html IP-Tracked Transitions	52 52	0.12% 100.00%
■ 163.	SU832488 2005 Project Descriptions and Photos P3 NCER ORD US EPA http://es.epa.gov/ncer/p3/project_websites/2005/su832488.html IP-Tracked Transitions	52 52	0.12% 100.00%
■ 164.	SU832495 2005 Project Descriptions and Photos P3 NCER ORD US EPA http://es.epa.gov/ncer/p3/project_websites/2005/su832495.html IP-Tracked Transitions	52 52	0.12% 100.00%
■ 165.	Going for the Gold with Green Technology 2006 Newsroom P3 NCER ORD US EPA http://es.epa.gov/ncer/p3/press/may_11_2006epa.html IP-Tracked Transitions	52 52	0.12% 100.00%
■ 166.	Students Win Grant for Environmental Work in Panama 2007 Newsroom P3 NCER ORD US EPA http://es.epa.gov/ncer/p3/press/06_05_07.html IP-Tracked Transitions	52 52	0.12% 100.00%
■ 167.	SU833173 2006 Project Descriptions and Photos P3 NCER ORD US EPA http://es.epa.gov/ncer/p3/project_websites/2006/su833173.html IP-Tracked Transitions	52 52	0.12% 100.00%
■ 168.	SU833931 2009 Project Descriptions P3 NCER ORD US EPA http://es.epa.gov/ncer/p3/project_websites/2009/su833931.html IP-Tracked Transitions	52 52	0.12% 100.00%
■ 169.	SU833152 2006 Project Descriptions and Photos P3 NCER ORD US EPA http://es.epa.gov/ncer/p3/project_websites/2006/su833152.html IP-Tracked Transitions	52 52	0.12% 100.00%
■ 170.	EPA's P3 Awards Winners: College Students Lead The U.S.Towards A Greener Future Newsroom P3 NCER ORD US EPA http://es.epa.gov/ncer/p3/press/05_03_07_p2.html IP-Tracked Transitions	51 51	0.12% 100.00%
■ 171.	SU832492 2005 Project Descriptions and Photos P3 NCER ORD US EPA http://es.epa.gov/ncer/p3/project_websites/2005/su832492.html IP-Tracked Transitions	51 51	0.12% 100.00%

	Pages Previous Page	Views	% Views
172.	Larsen Congratulates Western Washington Students On Winning EPA's P3 Award Newsroom P3 NCER ORD US EPA http://es.epa.gov/ncer/p3/press/04_26_07_statenews.html	51	0.12%
	IP-Tracked Transitions	51	100.00%
173.	Community Essay 2006 Newsroom P3 NCER ORD US EPA http://es.epa.gov/ncer/p3/press/zimmerman_say_10_19_2005.html	51	0.12%
	IP-Tracked Transitions	51	100.00%
174.	Students Step it up for Sustainability 2006 Newsroom P3 NCER ORD US EPA http://es.epa.gov/ncer/p3/press/june_28_2006ord.html	51	0.12%
	IP-Tracked Transitions	51	100.00%
175.	SU833155 2006 Project Descriptions and Photos P3 NCER ORD US EPA http://es.epa.gov/ncer/p3/project_websites/2006/su833155.html	51	0.12%
	IP-Tracked Transitions	51	100.00%
176.	Professors, Students Make Environmentally Sustainable House Newsroom P3 NCER ORD US EPA http://es.epa.gov/ncer/p3/press/04_26_07_ballstate.html	51	0.12%
	IP-Tracked Transitions	51	100.00%
177.	U.Va.'s Learning Barge Project Wins \$75,000 EPA P3 Award for Sustainable DESIGN 2007 Newsroom P3 NCER ORD US EPA http://es.epa.gov/ncer/p3/press/05_07_07_uva.html	51	0.12%
	IP-Tracked Transitions	51	100.00%
178.	SU832505 2005 Project Descriptions and Photos P3 NCER ORD US EPA http://es.epa.gov/ncer/p3/project_websites/2005/su832505.html	51	0.12%
	IP-Tracked Transitions	51	100.00%
179.	Green Dorm Project snags \$75,000 2006 Newsroom P3 NCER ORD US EPA http://es.epa.gov/ncer/p3/press/may_19_2006stanford.html	51	0.12%
	IP-Tracked Transitions	51	100.00%
180.	SU833175 2006 Project Descriptions and Photos P3 NCER ORD US EPA http://es.epa.gov/ncer/p3/project_websites/2006/su833175.html	50	0.11%
	IP-Tracked Transitions	50	100.00%


	Pages Previous Page	Views	% Views
■ 181.	Project Descriptions and Photos P3 NCER ORD US EPA http://es.epa.gov/ncer/p3/project_websites/2004/su831825.html	50	0.11%
	IP-Tracked Transitions	50	100.00%
■ 182.	As Earth Day Approaches, Sustainable Design Teams Gear Up for Annual P3 Competition 2006 Newsroom P3 NCER ORD US EPA http://es.epa.gov/ncer/P3/press/april_20_2006ansi.html	50	0.11%
	IP-Tracked Transitions	50	100.00%
■ 183.	Illinois Team Is A Winner In EPA Competition Newsroom P3 NCER ORD US EPA http://es.epa.gov/ncer/p3/press/05_01_07_uiuc.html	50	0.11%
	IP-Tracked Transitions	50	100.00%
■ 184.	2008 National Expo Photo Gallery P3 NCER ORD US EPA http://es.epa.gov/ncer/p3/event_2008/event_photos/expo/expo.html	50	0.11%
	IP-Tracked Transitions	50	100.00%
■ 185.	Project Descriptions and Photos P3 NCER ORD US EPA http://es.epa.gov/ncer/p3/project_websites/2004/su831856.html	50	0.11%
	IP-Tracked Transitions	50	100.00%
■ 186.	College Students Lead the U.S.towards a Greener Future - EPA P3 Awards Winners Newsroom P3 NCER ORD US EPA http://es.epa.gov/ncer/p3/press/04_27_07_presszoom.html	50	0.11%
	IP-Tracked Transitions	50	100.00%
■ 187.	SU832486 2005 Project Descriptions and Photos P3 NCER ORD US EPA http://es.epa.gov/ncer/p3/project_websites/2005/su832486.html	50	0.11%
	IP-Tracked Transitions	50	100.00%
■ 188.	SU832509 2005 Project Descriptions and Photos P3 NCER ORD US EPA http://es.epa.gov/ncer/p3/project_websites/2005/su832509.html	50	0.11%
	IP-Tracked Transitions	50	100.00%
■ 189.	P3 Award Competition P3 NCER ORD US EPA http://es.epa.gov/ncer/p3/awardcomp.html	50	0.11%
	IP-Tracked Transitions	50	100.00%
■ 190.	SU833172 2006 Project Descriptions and Photos P3 NCER ORD US EPA http://es.epa.gov/ncer/p3/project_websites/2006/su833172.html	50	0.11%
	IP-Tracked Transitions	50	100.00%

	Pages Previous Page	Views	% Views
191.	SU832477 2005 Project Descriptions and Photos P3 NCER ORD US EPA http://es.epa.gov/ncer/p3/project_websites/2005/su832477.html	50	0.11%
	IP-Tracked Transitions	50	100.00%
192.	Project Descriptions and Photos P3 NCER ORD US EPA http://es.epa.gov/ncer/p3/project_websites/2004/su831818.html	50	0.11%
	IP-Tracked Transitions	50	100.00%
193.	SU833195 2006 Project Descriptions and Photos P3 NCER ORD US EPA http://es.epa.gov/ncer/p3/project_websites/2006/su833195.html	50	0.11%
	IP-Tracked Transitions	50	100.00%
194.	Project Descriptions and Photos P3 NCER ORD US EPA http://es.epa.gov/ncer/p3/project_websites/2004/su831853.html	50	0.11%
	IP-Tracked Transitions	50	100.00%
195.	Project Descriptions and Photos P3 NCER ORD US EPA http://es.epa.gov/ncer/p3/project_websites/2004/su831830.html	50	0.11%
	IP-Tracked Transitions	50	100.00%
196.	NEWS RELEASE P3 NCER ORD US EPA http://es.epa.gov/ncer/p3/press/archive/news_release_051705.html	49	0.11%
	IP-Tracked Transitions	49	100.00%
197.	Project Descriptions and Photos P3 NCER ORD US EPA http://es.epa.gov/ncer/p3/project_websites/2004/su831821.html	49	0.11%
	IP-Tracked Transitions	49	100.00%
198.	Project Descriptions and Photos P3 NCER ORD US EPA http://es.epa.gov/ncer/p3/project_websites/2004/su831863.html	49	0.11%
	IP-Tracked Transitions	49	100.00%
199.	Larsen Congratulates Western Washington Students on Winning EPA's P3 Award Newsroom P3 NCER ORD US EPA http://es.epa.gov/ncer/p3/press/04_26_07_rep_larsen.html	49	0.11%
	IP-Tracked Transitions	49	100.00%

	Pages	Views	% Views
	Previous Page		
■ 200.	P3: People, Prosperity and the Planet Student Design Competition for Sustainability Newsroom P3 NCER ORD US EPA http://es.epa.gov/ncer/p3/press/blog_04_27_07_tech.html	49	0.11%
	IP-Tracked Transitions	49	100.00%
	Subtotal for rows: 1 - 200	20,853	47.48%
	Other	23,068	52.52%
	Total	43,921	100.00%

items 1-200 of 1152

Single-Level Paths, Reverse - Help Card

 **Column Definitions**

Pages
Any displayed page. You can specify for each profile the types of files that qualify as a page. These settings can be changed by the WebTrends administrator.

Previous Page
Page immediately prior to the requested page. Values of "Other" represent the percentage of traffic for Previous Pages that were not tracked because the table limit was reached.

Start Of Visit
A Previous Page of Start Of Visit means that the page marked the beginning of the visit.

IP-Tracked Transitions
Represents all visits where the IP address was the only means to identify the visitor (for example, visitors who do not accept cookies).

Page Refresh
A Previous Page of Page Refresh represents routes where the requested page and the previous page were the same.

Other
Represents traffic from unfinished visits and routes not included due to report size limits.

Views
Number of times this page was viewed by visitors.

%
Percentage of views that transitioned from the page listed under "Pages" to the page listed under "Previous Page."



Report Descriptions

Briefly:

This report is an easy way to see from where visitors came for each of the top pages of your site.

A value of zero indicates that the table contains all the Previous Pages that occurred.

The Single Level Paths reports are available only when sessions are identified with a cookie. The IP/Agent method of session identification, while more accurate than a simple IP approach, is still too uncertain for statistical reliability. If you still want to use IP/Agent sessionizing for this report, there is a workaround available in the Knowledge Base.

Uses and Interpretation:

Examine the list for unusual sources of visits to this page.

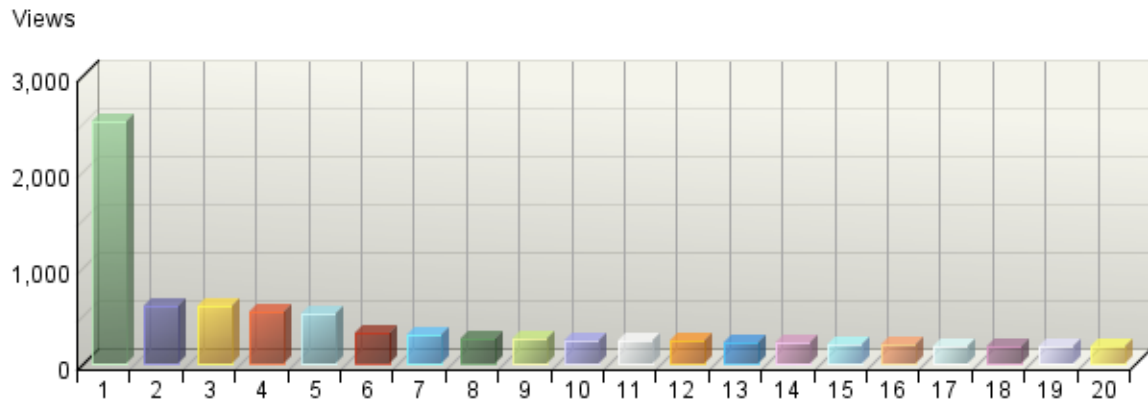
Other relevant reports and analyses:

This report is equivalent to a summary of the first steps for paths shown in the Paths, Reverse report.

Single-Level Paths, Forward and Reverse

This reports shows, for individual pages, the page that was viewed immediately before and after that page. This is similar to a path that is only one step in length, in this case examining two, one-step paths. A given visit might be counted several times, once, or not at all in this report, depending on how many times that page was viewed during that visit. Only applicable for visitor sessions that are tracked by something other than IP address.

Single-Level Paths, Forward



Single-Level Paths, Forward and Reverse - Help Card



Column Definitions

Pages

Any displayed page. You can specify for each profile the types of files that qualify as a page. These settings can be changed by the WebTrends administrator.

Previous Page

Page immediately prior to the requested page. Values of "Other" represent the percentage of traffic for Previous Pages that were not tracked because the table limit was reached.

Next Page

The next page requested. Values of "Other" represent the percentage of traffic for Next Pages that were not tracked because the table limit was reached.

IP-Tracked Transitions

Represents all visits where the IP address was the only means to identify the visitor (for example, visitors who do not accept cookies).

End Of Visit

A Next Page value of End Of Visit means that this was the last page of the visit.

Page Refresh

A Next Page of Page Refresh represents routes where the page and the next page were the same.

Other

Represents traffic from unfinished visits and routes not included due to report size limits.

Views

Number of times this page was viewed by visitors.

%

Percentage of views that transitioned from the page listed under "Pages" to the page listed under "Next Page."



Report Descriptions

Briefly:

This report is an easy way to see what page visitors go to next from each of the top pages of your site or where visitors came from for each of the top pages of your site.

A line containing "Start of Visit" shows statistics for occurrences when the page was the first page of a visit.

A line containing "End of Visit" means shows statistics for occurrences when the page was the last page of a visit.

A line containing "Other" sums the data for any Previous or Next Pages not shown in this table. A value of zero indicates that the table contains all the Previous or Next Pages that occurred.

The Previous-Next Pages report is available only when sessions are identified with a cookie. The IP/Agent method of session identification, while more accurate than a simple IP approach, is still too uncertain for statistical reliability. If you wish to still use IP/Agent sessionizing for this report, there is a workaround available in the Knowledge Base.

Uses and Interpretation:

Examine the list for unusual sources of visits to this page.

Overlay the percentages on a screen shot of a page to see whether visitors are using the links on the page as expected. Web designers often try to correlate link prominence and position with expected usage. An unusually large number of jumps using an obscure link suggests a possible increase in prominence for that link. An unusually small number of jumps from a prominent link may mean support for the idea of downsizing that link or moving it deeper in the site.

If a page in the list is not available as a link on the page, it's likely that there was an intermediate page view that did not appear in your data. When analyzing log files, this happens when a viewed page is a cached one, for example when a visitor hits their "back" button. Especially large percentages associated with these can indicate a need to adjust the navigation to allow the sequence to happen without an intermediate page.

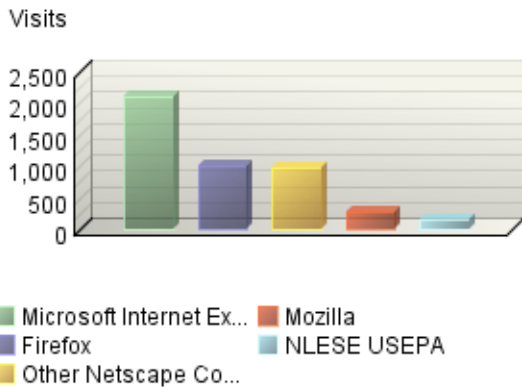
Other relevant reports and analyses:

This report is equivalent to a summary of the first steps for paths shown in the "Paths, Forward" or the "Paths, Reverse" report.

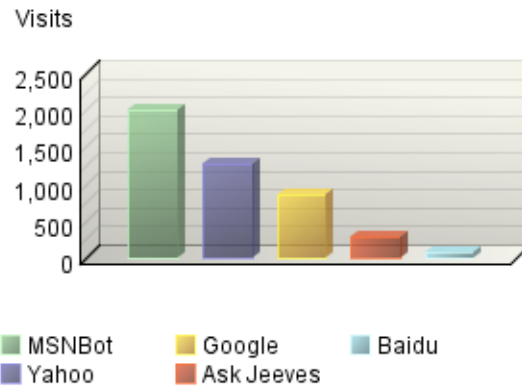
Browsers and Platforms Dashboard

This displays key graphs and tables that provide an overview of the Browsers and Platforms chapter. When viewing through the on-demand interface, you can click on the title of a graph or table to navigate to the corresponding page.

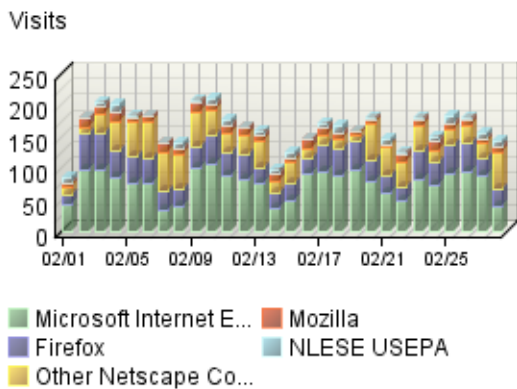
Browsers by Visits



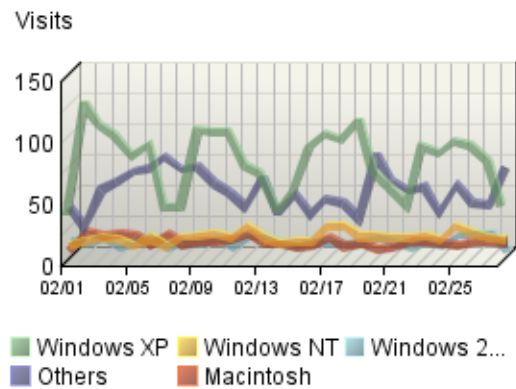
Spiders by Visits



Browsers by Visits Trend



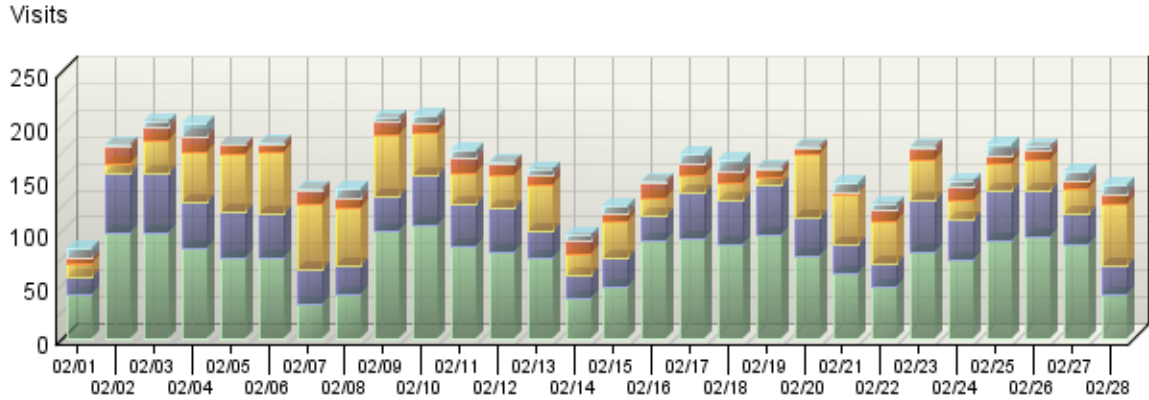
Platforms by Visits Trend



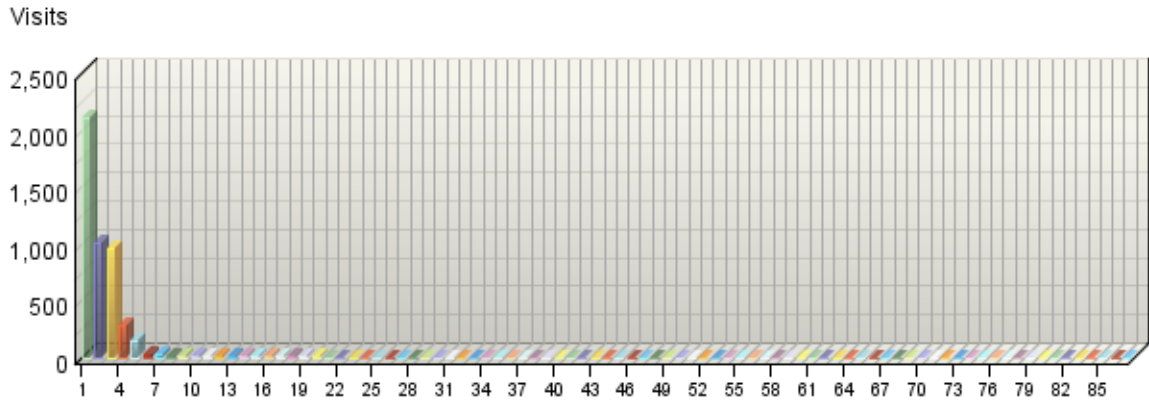
Browsers

This report identifies the most popular browsers used by visitors to your site. This information will only be displayed if your server is logging the browser/platform information.

Browsers by Visits Trend



Browsers by Visits



Browsers

	Browser	Hits	Visits	% Visits
1.	Microsoft Internet Explorer	6,253	2,113	42.74%
2.	Firefox	2,886	1,018	20.59%
3.	Other Netscape Compatible	7,514	968	19.58%
4.	Mozilla	566	283	5.72%

	Browser	Hits	Visits	% Visits
5.	NLESE USEPA	8,520	159	3.22%
6.	Others	57	32	0.65%
7.	Opera	912	26	0.53%
8.	NetinfoBot/1.0/Nutch-0.9 (http://netinfo.bg/netinfobot.html)	40	25	0.51%
9.	CazoodleBot/0.0.2 (http://www.cazoodle.com/contact.php ; cbot@cazoodle.com)	30	24	0.49%
10.	SapphireWebCrawler/Nutch-1.0-dev (Sapphire Web Crawler using Nutch; http://boston.lti.cs.cmu.edu/cr)	305	23	0.47%
11.	Jakarta Commons-HttpClient/3.0.1	18	18	0.36%
12.	NutchCVS/0.7.2 (Nutch; http://lucene.apache.org/nutch/bot.html ; nutch-agent@lucene.apache.org)	24	18	0.36%
13.	Goldfire Server	85	16	0.32%
14.	Snoopy v1.2.4	38	16	0.32%
15.	Yandex/1.01.001 (compatible; Win16; I)	654	16	0.32%
16.	AISeachBot (Email: aiseachbot@gmail.com; If your web site doesn't want to be crawled, please send	16	14	0.28%
17.	Netscape	19	12	0.24%
18.	test/Nutch-1.0-dev	33	12	0.24%
19.	Yeti/1.0 (NHN Corp.;; http://help.naver.com/robots/)	10	10	0.20%
20.	gsa-crawler (Enterprise; M2-KG33HKAKCA2JT; dcwebb@p2pays.org)	14	10	0.20%
21.	webcollage/1.143	16	8	0.16%
22.	Yanga WorldSearch Bot v1.1/beta (http://www.yanga.co.uk/)	26	8	0.16%
23.	Safari	28	6	0.12%
24.	NLESE for intraUSEPA	7	5	0.10%
25.	Xenu Link Sleuth 1.2j	5	5	0.10%
26.	NetSeer/Nutch-0.9 (NetSeer Crawler; http://www.netseer.com ; crawler@netseer.com)	45	5	0.10%
27.	webcollage/1.140	9	5	0.10%
28.	LinkChecker/4.5 (http://linkchecker.sourceforge.net/)	4	4	0.08%
29.	Ocelli/1.4 (http://www.globalspec.com/Ocelli)	42	4	0.08%
30.	Xenu Link Sleuth 1.3	3	3	0.06%
31.	FAST Enterprise Crawler 6 / Scirus scirus-crawler@fast.no; http://www.scirus.com/srsapp/contactus/	4	3	0.06%
32.	SimilarPages/Nutch-1.0-dev (SimilarPages Nutch Crawler; http://www.similarpages.com ; info at simila	4	3	0.06%

	Browser	Hits	Visits	% Visits
33.	Microsoft Office Existence Discovery	7	3	0.06%
34.	focused_crawler (infpc105; Linux i686; http://ivia.ucr.edu/user_agents.html)	4	3	0.06%
35.	HTMLParser/2.0	4	2	0.04%
36.	iCopyright Conductor 1.0	4	2	0.04%
37.	Infoaxe./Nutch-0.9	6	2	0.04%
38.	TestSpider/Nutch-1.0-dev	2	2	0.04%
39.	Konqueror	3	2	0.04%
40.	yacybot (i386 Linux 2.6.24-23-generic; java 1.6.0_07; Europe/en) http://yacy.net/bot.html	2	2	0.04%
41.	Xenu Link Sleuth 1.2f	38	2	0.04%
42.	webcollage/1.117	4	2	0.04%
43.	Java/1.6.0_12	4	2	0.04%
44.	SDSC/Nutch-1.0-dev (Crawl testing; http://aqua.sdsc.edu/projects/nif/crawl.html; ccondit at sdsc do	2	2	0.04%
45.	FDM 2.x	2	2	0.04%
46.	WordPress/2.7	12	2	0.04%
47.	POE-Component-Client-HTTP/0.65 (perl; N; POE; en; rv:0.650000)	2	2	0.04%
48.	Java/1.6.0	6	1	0.02%
49.	IE	1	1	0.02%
50.	Squid-Prefetch	1	1	0.02%
51.	Java/1.6.0_10	1	1	0.02%
52.	Mail.Ru/1.0	8	1	0.02%
53.	ColdFusion	1	1	0.02%
54.	yacybot (amd64 Linux 2.6.24-23-generic; java 1.6.0_07; GMT/en) http://yacy.net/bot.html	1	1	0.02%
55.	Java/1.4.1_04	2	1	0.02%
56.	webcollage/1.127	2	1	0.02%
57.	WebCorp/1.1	1	1	0.02%
58.	kalooga/KaloogaBot (Kalooga; http://www.kalooga.com/info.html?page=crawler)	26	1	0.02%
59.	snatch	1	1	0.02%
60.	Java/1.6.0_11	1	1	0.02%
61.	MLBot (www.metadatalabs.com/mlbot)	1	1	0.02%
62.	webcollage/1.133	2	1	0.02%
63.	SiteSucker/2.2.3	1	1	0.02%
64.	Java/1.6.0_05	2	1	0.02%
65.	webcollage/1.147	2	1	0.02%
66.	HttpComponents/1.1	1	1	0.02%
67.	economic prosperity	1	1	0.02%
68.	webcollage/1.129	2	1	0.02%

	Browser	Hits	Visits	% Visits
69.	BlackBerry8830/4.2.2 Profile/MIDP-2.0 Configuration/CLDC-1.1 VendorID/105	1	1	0.02%
70.	Java/1.4.2_03	2	1	0.02%
71.	CCBot/1.0 (http://www.commoncrawl.org/bot.html)	6	1	0.02%
72.	Charlotte/0.05	1	1	0.02%
73.	egg1wanYYtfb YbyYxyptYohovYmolkcvlca Y	1	1	0.02%
74.	Sogou Orion spider/4.0(http://www.sogou.com/docs/help/webmasters.htm#07)	1	1	0.02%
75.	curl/7.16.3 (amd64-portbld-freebsd6.3) libcurl/7.16.3 OpenSSL/0.9.7e zlib/1.2.3	1	1	0.02%
76.	WWW-Mechanize/0.72	1	1	0.02%
77.	IE 5.0 Win98	2	1	0.02%
78.	lwp-request/2.07	1	1	0.02%
79.	NutchCVS/0.8-dev (Nutch; http://lucene.apache.org/nutch/bot.html; nutch-agent@lucene.apache.org)	1	1	0.02%
80.	Shelob (shelob@gmx.net)	3	1	0.02%
81.	BabalooSpider/1.3 (BabalooSpider; http://www.babaloo.si; spider@babaloo.si)	1	1	0.02%
82.	PHP/5.2.8	1	1	0.02%
83.	BlackBerry8330/4.3.0 Profile/MIDP-2.0 Configuration/CLDC-1.1 VendorID/106	2	1	0.02%
84.	ExactSearch	1	1	0.02%
85.	Java/1.6.0_07	2	1	0.02%
86.	Microsoft URL Control - 6.01.9782	3	1	0.02%
87.	Java/1.6.0_01	1	1	0.02%
	Total	28,379	4,944	100.00%

items 1-87 of 87

Browsers - Help Card



Column Definitions

Browser

A program used to locate and view web pages. These include Netscape, Microsoft Internet Explorer, Opera and others.

Hits

Number of hits from visitors using the specified browser. Each file requested by a visitor registers as a hit. There can be several hits on each page. While the volume of hits reflects the amount of server traffic, it is not an accurate reflection of the number of pages viewed.

Visits

The total visits where there was sufficient information to identify the browser. This number may be less than the total visits overall. A visit is a series of actions that begins when a visitor views their first page from the server, and ends when the visitor leaves the site or remains idle beyond the idle-time limit. The default idle-time limit is thirty minutes. This time limit can be changed by the system administrator.



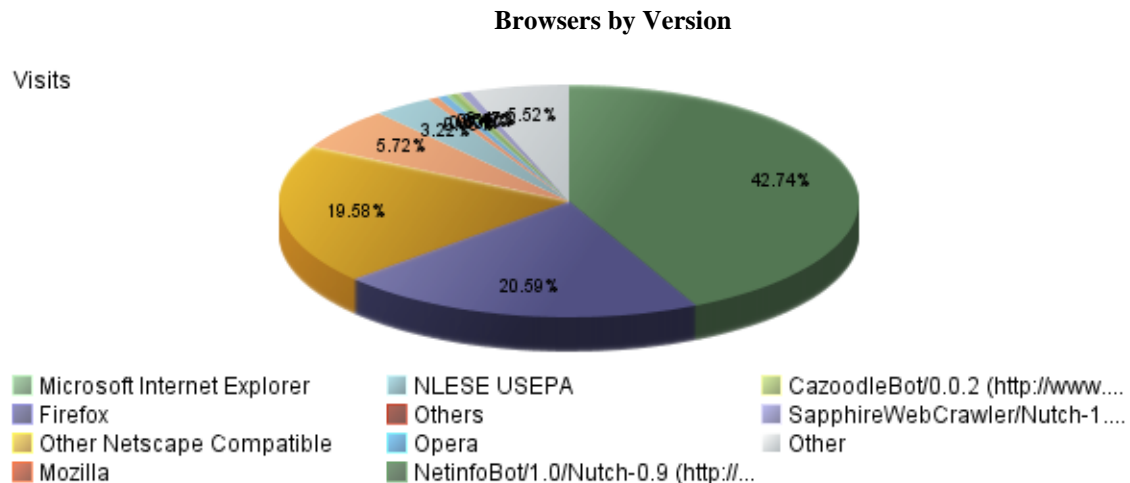
Report Descriptions

Browser data can help you determine how to configure your site for optimal viewing.

Note: Hits identified as originating from a spider (an automated program that searches the Internet) are not counted in this table. Also, if a browser does not identify itself in its request to the Web server, it will get counted on this page as an "Other."

Browsers by Version

This report lists the browser versions most common among your visitors.



Browsers by Version

Browser Version	Hits	Visits	% Visits
1. Microsoft Internet Explorer	6,253	2,113	42.74%
7.0	3,960	1,286	26.01%
6.0	1,859	691	13.98%
5.5	99	38	0.77%
4.01	187	26	0.53%
5.01	40	24	0.49%
2. Firefox	2,886	1,018	20.59%
3.0.6	1,460	552	11.17%
3.0.5	598	211	4.27%
2.0.0.20	127	49	0.99%
MUTANT	172	39	0.79%
3.0.1	183	29	0.59%
3. Other Netscape Compatible	7,514	968	19.58%
Version Unknown	7,514	968	19.58%
4. Mozilla	566	283	5.72%
Version Unknown	506	235	4.75%
20070308	46	35	0.71%
2008022910	2	2	0.04%

	Browser Version	Hits	Visits	% Visits
	2009011913	3	2	0.04%
	20060130	1	1	0.02%
■ 5.	NLESE USEPA	8,520	159	3.22%
	Version Unknown	8,520	159	3.22%
■ 6.	Others	57	32	0.65%
	Version Unknown	57	32	0.65%
■ 7.	Opera	912	26	0.53%
	9.63	871	7	0.14%
	9.60	4	3	0.06%
	8.01	5	3	0.06%
	9.00	5	3	0.06%
	7.54	2	2	0.04%
■ 8.	NetinfoBot/1.0/Nutch-0.9 (http://netinfo.bg/netinfobot.html)	40	25	0.51%
	Version Unknown	40	25	0.51%
■ 9.	CazoodleBot/0.0.2 (http://www.cazoodle.com/contact.php ; cbot@cazoodle.com)	30	24	0.49%
	Version Unknown	30	24	0.49%
■ 10.	SapphireWebCrawler/Nutch-1.0-dev (Sapphire Web Crawler using Nutch; http://boston.lti.cs.cmu.edu/cr)	305	23	0.47%
	Version Unknown	305	23	0.47%
■ 11.	Jakarta Commons-HttpClient/3.0.1	18	18	0.36%
	Version Unknown	18	18	0.36%
■ 12.	NutchCVS/0.7.2 (Nutch; http://lucene.apache.org/nutch/bot.html ; nutch-agent@lucene.apache.org)	24	18	0.36%
	Version Unknown	24	18	0.36%
■ 13.	Goldfire Server	85	16	0.32%
	Version Unknown	85	16	0.32%
■ 14.	Snoopy v1.2.4	38	16	0.32%
	Version Unknown	38	16	0.32%
■ 15.	Yandex/1.01.001 (compatible; Win16; I)	654	16	0.32%
	Version Unknown	654	16	0.32%
■ 16.	AISeachBot (Email: aishachbot@gmail.com ; If your web site doesn't want to be crawled, please send	16	14	0.28%
	Version Unknown	16	14	0.28%
■ 17.	Netscape	19	12	0.24%
	4.74	5	5	0.10%
	7.2	3	2	0.04%

	Browser Version	Hits	Visits	% Visits
	4.5	1	1	0.02%
	3.0	2	1	0.02%
	7.1	6	1	0.02%
18.	test/Nutch-1.0-dev	33	12	0.24%
	Version Unknown	33	12	0.24%
19.	Yeti/1.0 (NHN Corp.; http://help.naver.com/robots/)	10	10	0.20%
	Version Unknown	10	10	0.20%
20.	gsa-crawler (Enterprise; M2-KG33HKAKCA2JT; dcwebb@p2pays.org)	14	10	0.20%
	Version Unknown	14	10	0.20%
21.	webcollage/1.143	16	8	0.16%
	Version Unknown	16	8	0.16%
22.	Yanga WorldSearch Bot v1.1/beta (http://www.yanga.co.uk/)	26	8	0.16%
	Version Unknown	26	8	0.16%
23.	Safari	28	6	0.12%
	312.6	20	4	0.08%
	YY/ADOBE	1	1	0.02%
	YY	7	1	0.02%
24.	NLESE for intraUSEPA	7	5	0.10%
	Version Unknown	7	5	0.10%
25.	Xenu Link Sleuth 1.2j	5	5	0.10%
	Version Unknown	5	5	0.10%
26.	NetSeer/Nutch-0.9 (NetSeer Crawler; http://www.netseer.com/ ; crawler@netseer.com)	45	5	0.10%
	Version Unknown	45	5	0.10%
27.	webcollage/1.140	9	5	0.10%
	Version Unknown	9	5	0.10%
28.	LinkChecker/4.5 (http://linkchecker.sourceforge.net/)	4	4	0.08%
	Version Unknown	4	4	0.08%
29.	Ocelli/1.4 (http://www.globalspec.com/Ocelli)	42	4	0.08%
	Version Unknown	42	4	0.08%
30.	Xenu Link Sleuth 1.3	3	3	0.06%
	Version Unknown	3	3	0.06%
31.	FAST Enterprise Crawler 6 / Scirus scirus-crawler@fast.no; http://www.scirus.com/srsapp/contactus/	4	3	0.06%
	Version Unknown	4	3	0.06%

	Browser Version	Hits	Visits	% Visits
32.	SimilarPages/Nutch-1.0-dev (SimilarPages Nutch Crawler; http://www.similarpages.com ; info at simila	4	3	0.06%
	Version Unknown	4	3	0.06%
33.	Microsoft Office Existence Discovery	7	3	0.06%
	Version Unknown	7	3	0.06%
34.	focused_crawler (infpc105; Linux i686; http://ivia.ucr.edu/user_agents.html)	4	3	0.06%
	Version Unknown	4	3	0.06%
35.	HTMLParser/2.0	4	2	0.04%
	Version Unknown	4	2	0.04%
36.	iCopyright Conductor 1.0	4	2	0.04%
	Version Unknown	4	2	0.04%
37.	Infoaxe./Nutch-0.9	6	2	0.04%
	Version Unknown	6	2	0.04%
38.	TestSpider/Nutch-1.0-dev	2	2	0.04%
	Version Unknown	2	2	0.04%
39.	Konqueror	3	2	0.04%
	3.5	3	2	0.04%
40.	yacybot (i386 Linux 2.6.24-23-generic; java 1.6.0_07; Europe/en) http://yacy.net/bot.html	2	2	0.04%
	Version Unknown	2	2	0.04%
41.	Xenu Link Sleuth 1.2f	38	2	0.04%
	Version Unknown	38	2	0.04%
42.	webcollage/1.117	4	2	0.04%
	Version Unknown	4	2	0.04%
43.	Java/1.6.0_12	4	2	0.04%
	Version Unknown	4	2	0.04%
44.	SDSC/Nutch-1.0-dev (Crawl testing; http://aqua.sdsc.edu/projects/nif/crawl.html ; ccondit at sdsc do	2	2	0.04%
	Version Unknown	2	2	0.04%
45.	FDM 2.x	2	2	0.04%
	Version Unknown	2	2	0.04%
46.	WordPress/2.7	12	2	0.04%
	Version Unknown	12	2	0.04%
47.	POE-Component-Client-HTTP/0.65 (perl; N; POE; en; rv:0.650000)	2	2	0.04%
	Version Unknown	2	2	0.04%
48.	Java/1.6.0	6	1	0.02%
	Version Unknown	6	1	0.02%
49.	IE	1	1	0.02%

	Browser Version	Hits	Visits	% Visits
	Version Unknown	1	1	0.02%
50.	Squid-Prefetch	1	1	0.02%
	Version Unknown	1	1	0.02%
51.	Java/1.6.0_10	1	1	0.02%
	Version Unknown	1	1	0.02%
52.	Mail.Ru/1.0	8	1	0.02%
	Version Unknown	8	1	0.02%
53.	ColdFusion	1	1	0.02%
	Version Unknown	1	1	0.02%
54.	yacybot (amd64 Linux 2.6.24-23-generic; java 1.6.0_07; GMT/en) http://yacy.net/bot.html	1	1	0.02%
	Version Unknown	1	1	0.02%
55.	Java/1.4.1_04	2	1	0.02%
	Version Unknown	2	1	0.02%
56.	webcollage/1.127	2	1	0.02%
	Version Unknown	2	1	0.02%
57.	WebCorp/1.1	1	1	0.02%
	Version Unknown	1	1	0.02%
58.	kalooga/KaloogaBot (Kalooga; http://www.kalooga.com/info.html?page=crawler)	26	1	0.02%
	Version Unknown	26	1	0.02%
59.	snatch	1	1	0.02%
	Version Unknown	1	1	0.02%
60.	Java/1.6.0_11	1	1	0.02%
	Version Unknown	1	1	0.02%
61.	MLBot (www.metadatalabs.com/mlbot)	1	1	0.02%
	Version Unknown	1	1	0.02%
62.	webcollage/1.133	2	1	0.02%
	Version Unknown	2	1	0.02%
63.	SiteSucker/2.2.3	1	1	0.02%
	Version Unknown	1	1	0.02%
64.	Java/1.6.0_05	2	1	0.02%
	Version Unknown	2	1	0.02%
65.	webcollage/1.147	2	1	0.02%
	Version Unknown	2	1	0.02%
66.	HttpComponents/1.1	1	1	0.02%
	Version Unknown	1	1	0.02%
67.	economic prosperity	1	1	0.02%
	Version Unknown	1	1	0.02%
68.	webcollage/1.129	2	1	0.02%
	Version Unknown	2	1	0.02%

	Browser Version	Hits	Visits	% Visits
69.	BlackBerry8830/4.2.2 Profile/MIDP-2.0 Configuration/CLDC-1.1 VendorID/105 Version Unknown	1 1	1 1	0.02% 0.02%
70.	Java/1.4.2_03 Version Unknown	2 2	1 1	0.02% 0.02%
71.	CCBot/1.0 (http://www.commoncrawl.org/bot.html) Version Unknown	6 6	1 1	0.02% 0.02%
72.	Charlotte/0.05 Version Unknown	1 1	1 1	0.02% 0.02%
73.	egg1wanYYtfb YbyYxyptYohovYmolkev1ca Y Version Unknown	1 1	1 1	0.02% 0.02%
74.	Sogou Orion spider/4.0(http://www.sogou.com/docs/help/webmasters.htm#07) Version Unknown	1 1	1 1	0.02% 0.02%
75.	curl/7.16.3 (amd64-portbld-freebsd6.3) libcurl/7.16.3 OpenSSL/0.9.7e zlib/1.2.3 Version Unknown	1 1	1 1	0.02% 0.02%
76.	WWW-Mechanize/0.72 Version Unknown	1 1	1 1	0.02% 0.02%
77.	IE 5.0 Win98 Version Unknown	2 2	1 1	0.02% 0.02%
78.	lwp-request/2.07 Version Unknown	1 1	1 1	0.02% 0.02%
79.	NutchCVS/0.8-dev (Nutch; http://lucene.apache.org/nutch/bot.html; nutch-agent@lucene.apache.org) Version Unknown	1 1	1 1	0.02% 0.02%
80.	Shelob (shelob@gmx.net) Version Unknown	3 3	1 1	0.02% 0.02%
81.	BabaloSpider/1.3 (BabaloSpider; http://www.babalo.si; spider@babalo.si) Version Unknown	1 1	1 1	0.02% 0.02%
82.	PHP/5.2.8 Version Unknown	1 1	1 1	0.02% 0.02%
83.	BlackBerry8330/4.3.0 Profile/MIDP-2.0 Configuration/CLDC-1.1 VendorID/106 Version Unknown	2 2	1 1	0.02% 0.02%
84.	ExactSearch Version Unknown	1 1	1 1	0.02% 0.02%
85.	Java/1.6.0_07	2	1	0.02%

Browser Version		Hits	Visits	% Visits
	Version Unknown	2	1	0.02%
■ 86.	Microsoft URL Control - 6.01.9782	3	1	0.02%
	Version Unknown	3	1	0.02%
■ 87.	Java/1.6.0_01	1	1	0.02%
	Version Unknown	1	1	0.02%
Total		28,379	4,944	100.00%

items 1-87 of 87

Browsers by Version - Help Card



Column Definitions

Browser

A program used to locate and view web pages. These include Netscape, Microsoft Internet Explorer, Opera and others.

Version

The specific version of the browser.

Hits

Each file requested by a visitor registers as a hit. There can be several hits on each page. While the volume of hits reflects the amount of server traffic, it is not an accurate reflection of the number of pages viewed.

Visits

Number of visits to this page. A visit is a series of actions that begins when a visitor views the first page from the server, and ends when the visitor leaves the site or remains idle beyond the idle-time limit. The default idle-time limit is thirty minutes. This time limit can be changed by the system administrator.



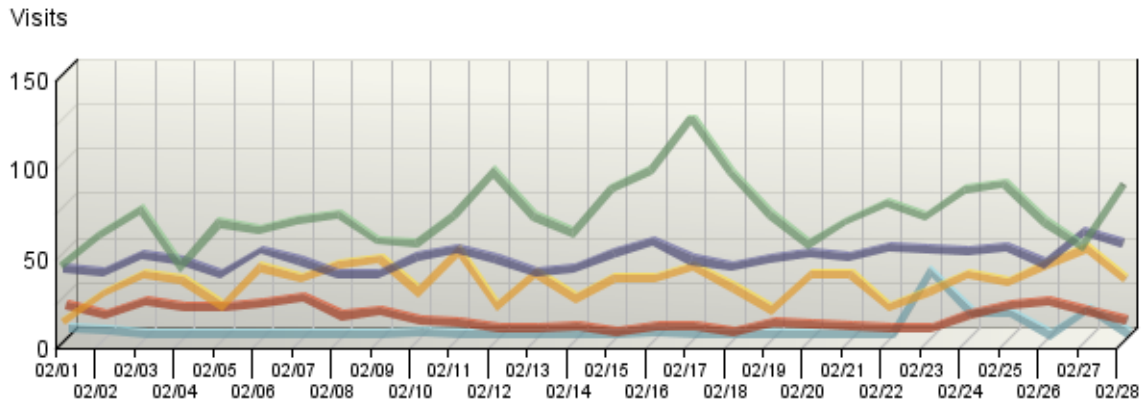
Report Descriptions

This information can help you decide which technology to implement on your site. You can determine whether the majority of your visitors are ready to benefit from the latest technologies (DHTML, Flash, etc.) available with the most recent versions of the main browsers.

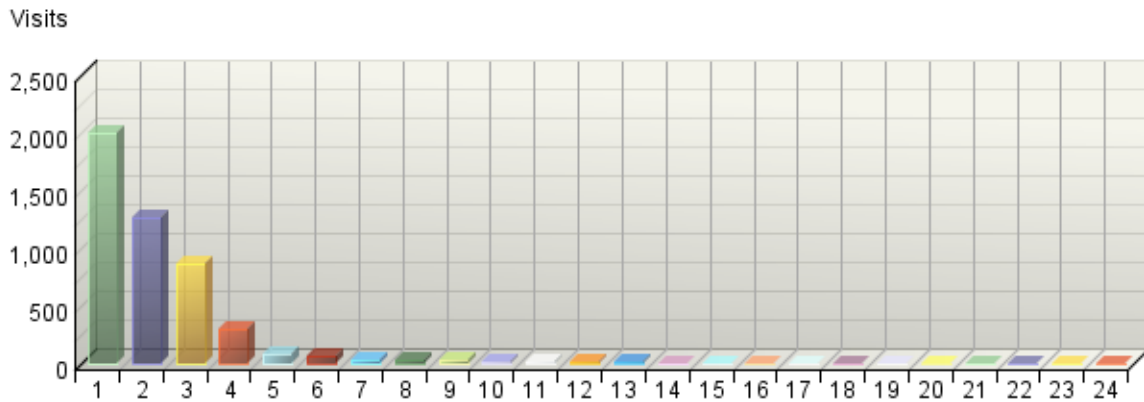
Spiders

This report identifies robots, spiders, crawlers and search services visiting your site. If your site uses JavaScript tagging to monitor traffic (for example, WebTrends SmartSource Data Collector), only spiders that use JavaScript will appear in this report.

Spiders by Visits Trend



Spiders by Visits



Spiders

Spider	Hits	Visits	% Visits
1. MSNBot	3,088	1,994	41.94%
2. Yahoo	8,824	1,272	26.76%
3. Google	5,539	870	18.30%
4. Ask Jeeves	763	293	6.16%

	Spider	Hits	Visits	% Visits
5.	Baidu	99	80	1.68%
6.	Gigablast Robot	88	62	1.30%
7.	Voila.fr Robot	33	33	0.69%
8.	Speedy Spider	32	30	0.63%
9.	Picsearch	138	26	0.55%
10.	LinkWalker	34	17	0.36%
11.	Larbin	180	14	0.29%
12.	WebVac	1,236	13	0.27%
13.	Alexa Crawler	10	10	0.21%
14.	TurnitinBot	239	8	0.17%
15.	Grub	8	7	0.15%
16.	GaisBot	25	5	0.11%
17.	ARKS	4	4	0.08%
18.	Wget	4	4	0.08%
19.	Go.com Spider	3	3	0.06%
20.	Thunderstone Webinator	3	3	0.06%
21.	Aesop Robot	3	3	0.06%
22.	Carnegie Mellon University WebBOT	2	1	0.02%
23.	Oracle Ultra Search	5	1	0.02%
24.	MSIECrawler	1	1	0.02%
	Total	20,361	4,754	100.00%

items 1-24 of 24

Spiders - Help Card



Column Definitions

Spider

An automated program which searches the Internet.

Hits

Number of times the specified spider hit your site. Each file requested by a visitor registers as a hit. There can be several hits on each page. While the volume of hits reflects the amount of server traffic, it is not an accurate reflection of the number of pages viewed.

Visits

Number of times the specified spider visited your site. A visit is a series of actions that begins when a visitor views their first page from the server, and ends when the visitor leaves the site or remains idle beyond the idle-time limit. The default idle-time limit is thirty minutes. This time limit can be changed by the system administrator.



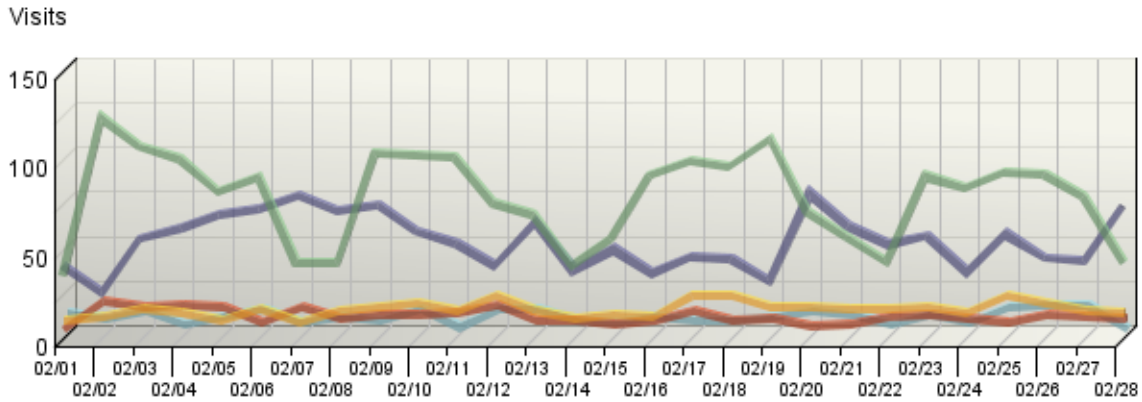
Report Descriptions

This information is important for a Webmaster trying to block spiders that tax the server. It also tells you what kind of automated attention you have attracted to your site.

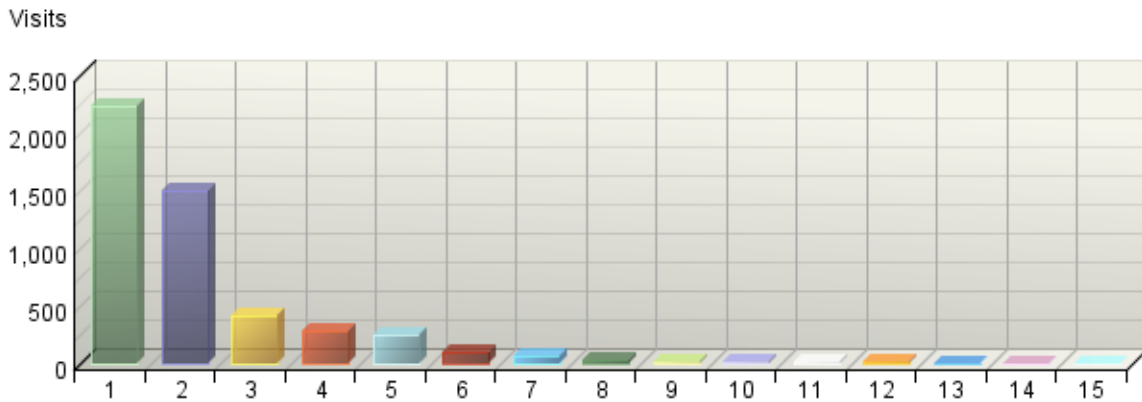
Platforms

This report identifies the operating systems most used by the visitors to the site. This information will only be displayed if your server is logging the browser/platform information.

Platforms by Visits Trend



Platforms by Visits



Platforms

	Platform	Hits	Visits	% Visits
1.	Windows XP	7,338	2,231	45.13%
2.	Others	17,231	1,507	30.48%
3.	Windows NT	1,170	413	8.35%
4.	Macintosh	617	281	5.68%

	Platform	Hits	Visits	% Visits
5.	Windows 2000	840	258	5.22%
6.	Macintosh PowerPC	235	96	1.94%
7.	Linux	78	59	1.19%
8.	Windows 2003	137	28	0.57%
9.	Windows 98	25	20	0.40%
10.	Windows 3.x	657	18	0.36%
11.	Windows ME	19	14	0.28%
12.	Windows Win32s	23	13	0.26%
13.	Windows 95	5	3	0.06%
14.	FreeBSD	2	2	0.04%
15.	OS/2	2	1	0.02%
	Total	28,379	4,944	100.00%

items 1-15 of 15

Platforms - Help Card



Column Definitions

Platform

The operating system used by the visitor to your site. This list excludes all spiders.

Hits

Number of hits by visitors using the specified platform. Each file requested by a visitor registers as a hit. There can be several hits on each page. While the volume of hits reflects the amount of server traffic, it is not an accurate reflection of the number of pages viewed.

Visits

Number of visits by visitors using the specified platform. A visit is a series of actions that begins when a visitor views their first page from the server, and ends when the visitor leaves the site or remains idle beyond the idle-time limit. The default idle-time limit is thirty minutes. This time limit can be changed by the system administrator.



Report Descriptions

This information is useful when determining what content to include on your web site. This report excludes all hits and visits from spiders. The totals may therefore differ from the counts of hits and visits provided in the Overview.

Wireless Dashboard

This dashboard summarizes important information related to wireless activity.

WAP Devices by Visits Trend

No data is available for this graph.

WAP Script Support by Visits

No data is available for this graph.

WAP Carriers by Visits

No data is available for this graph.

WAP Resolutions by Visits

No data is available for this graph.

WAP Devices by Visits

No data is available for this graph.

WAP Script Versions by Visits

No data is available for this graph.

WAP Image Support by Visits

No data is available for this graph.

Palm Devices by Visits Trend

No data is available for this graph.

WAP Browsers by Visits

No data is available for this graph.

WAP WTLS Support by Visits

No data is available for this graph.

WAP Markup Languages by Visits

No data is available for this graph.

Palm Devices by Visits

No data is available for this graph.

WAP Screen Sizes by Visits

No data is available for this graph.

Palm Browsers by Visits

No data is available for this graph.