





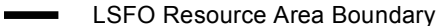








Map 4-3  
EPCA Analysis - Alternative C

EPCA Timing Stipulations

-  Less Than 3 Months
-  3 to 6 Months
-  6 to 9 Months
-  Greater Than 9 Months

-  Towns
-  Major Roads
-  LSFO Resource Area Boundary

Designation

-  Closed
-  No Surface Occupancy - Recoverable
-  No Surface Occupancy - Unrecoverable
-  Controlled Surface Use
-  Open with Standard Lease Terms
-  Mineral Estate not Managed by BLM

