



# Update on BEA's Activities

J. Steven Landefeld  
Director

*BEA Advisory Committee Meeting  
November 5, 2004*



## Update on BEA Activities

---

---

- Advisory Committee:
  - New Chair: Dale W. Jorgenson
  - New members: Nariman Behravesh  
Susan M. Collins
- BEA Staff:
  - Rosemary Marcuss, President of NABE
  - Brent Moulton and Ralph Kozlow – Key positions on SNA and IMF Committees
  - Suzette Kern, Administration and Management, ESA
  - James Kim, Communications
  - Net increase in BEA staff



## Update on BEA Activities

---

---

- Contract Research:
  - Merchandise trade measurement
  - Service trade measurement
  - Cognitive review of forms
  - Sampling plan for USDIA
  - Review of accounting rules and BEA's use of IRS data
  - Software prices



## Update on BEA Activities

---

---

- Information Technology:
  - Web site
    - One page highlights
    - Expanded interactive NIPA, BOP, I-O, and GDP-by-industry
    - E-mail notifications (2005)
    - Search engine (2005)
  - IG and CIO
    - Top ratings on security, capital planning, and architecture



## Update on BEA Activities

---

---

- Revised Strategic Plan:
  - Increased focus on management of resources and personnel
    - Human resource development
    - Process improvements
- Budget:
  - Continuing resolution
  - FY 2005
  - MNCs and NAPA



## Update on BEA Activities

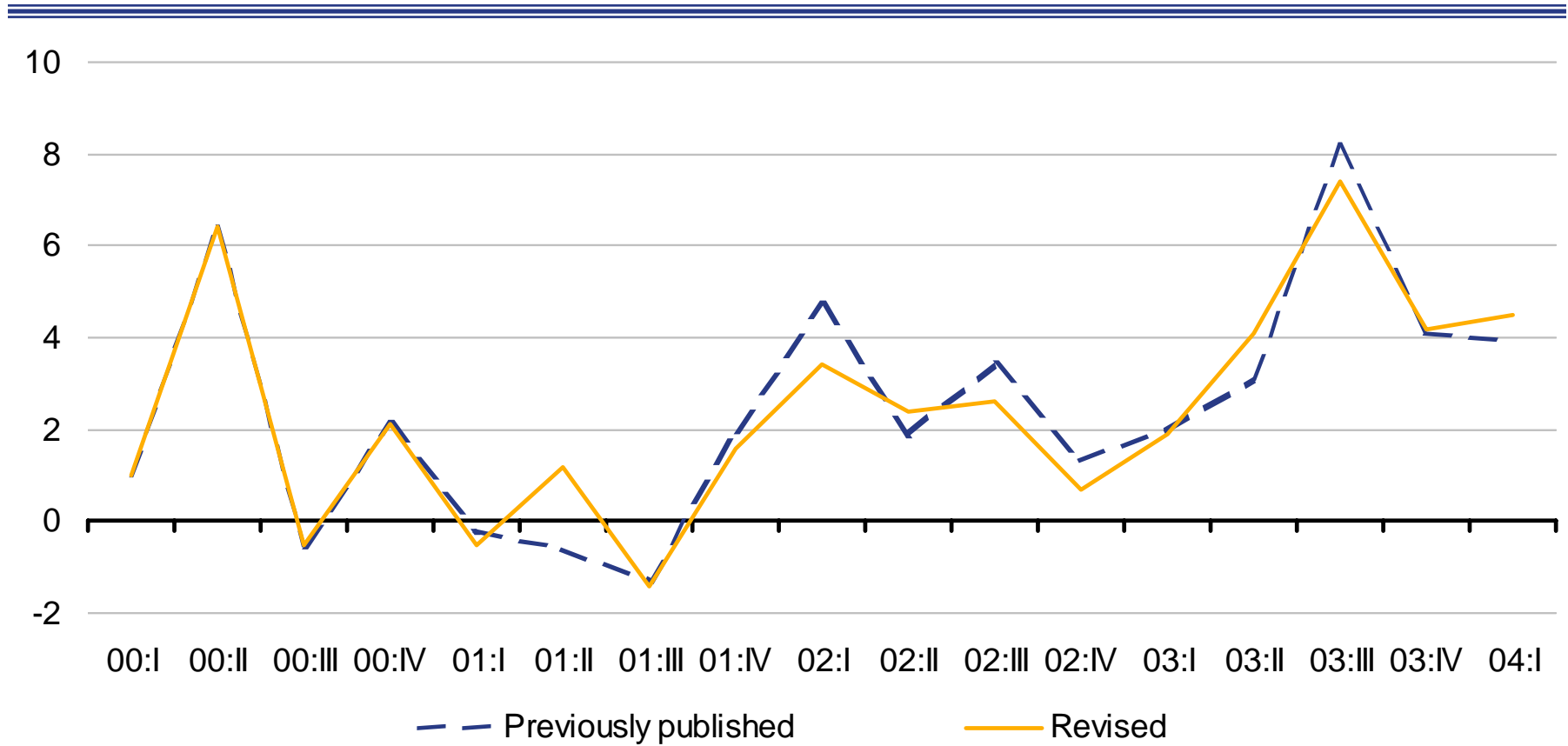
---

---

- National Accounts:
  - Annual Revision
    - Successful test of post-benchmark changes
    - Turning points and the impact of small revisions
  - Hurricanes
    - Impact of the new insurance methodology
  - New Quarterly Services Survey
  - NAICS-based capital stocks, 1987-2003
  - Advance GDP estimates
    - Revision to pre-election advance estimates past 6 elections: mean -0.08, MAR 1.02
    - Forecast errors to advance estimates (2000:I-2004:II): mean -0.02, MAE 0.76



# Annual Revision





## Update on BEA Activities

---

---

- International Accounts:
  - MNCs and “offshoring”
  - Hurricanes
    - Impact of the new insurance methodology
  - New derivatives survey
- Regional Accounts:
  - Acceleration of State Personal Income and GSP
  - New local areas: 318 MSAs to 934 Micro and Metro Areas
  - BEA Economic Areas
  - NAICS-based GSP, 1998-2002





## Update on BEA Activities

---

---

- Industry Accounts:
  - Integration of annual I-O and GDP by Industry estimates
  - NAICS-based GDP by industry estimates, 1987-2002
  - Accelerated I-O and GDP by industry, 2003
- Chief Economist:
  - NSF R&D contract (with AD, Industry Accounts)
  - Government output
  - Non-market panel



## Update on BEA Activities

---

---

- Chief Statistician:
  - Revisions studies
  - Statistical discrepancy
  - Data sharing, CNSTAT
  - Access to unpublished data



## Update on BEA Activities

---

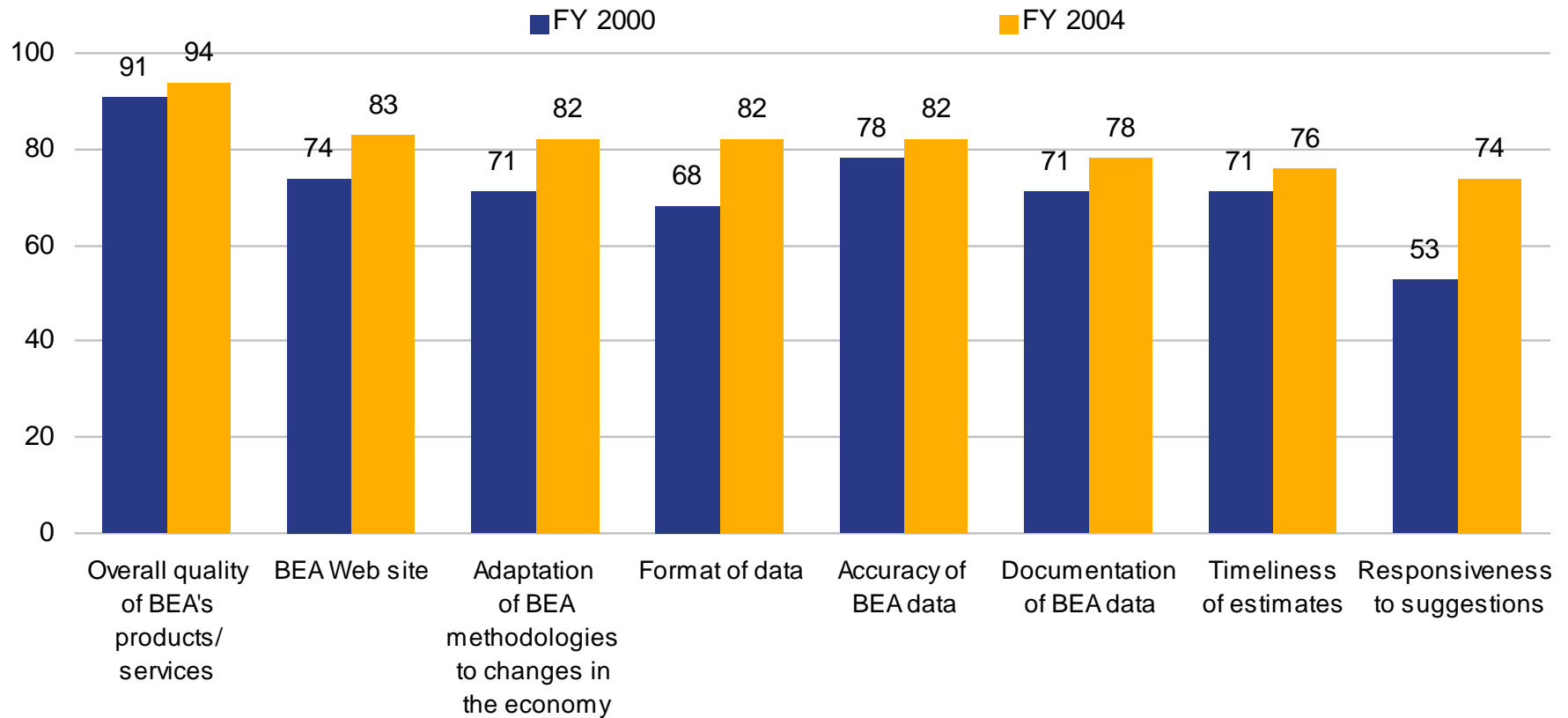
---

- Management Accomplishments:
  - Two years in a row top OMB PART rating in the Department of Commerce
  - Set benchmark highs in 12 of 17 dimensions in OPM's Organizational Assessment Survey
  - Continued to score well on Customer Satisfaction Survey
  - One of the top-rated units (by CIO and IG) on IT




# Customer Satisfaction Survey Results

Comparison of Key Customer Satisfaction Measures  
(Percent 'Satisfied' or 'Very Satisfied')



Source: FY 2004 Customer Satisfaction Survey Report.



# Stakeholder Engagement Survey Results

Category	Gallup / GSA SES Items	BEA	Gov't-wide
<b>Overall mean</b>		<b>4.4</b>	<b>4.2</b>
	Overall satisfaction with the work of the committee	4.3	4.2
	Work with committee again?	5.0	4.6
<b>People</b>	Fair operating procedures and guidelines	4.7	4.5
	Committee meetings well run	4.7	4.5
	Committee fairly considers opinions	4.8	4.4
	Right mix of individuals	4.2	4.1
	Members well prepared for meetings	4.2	4.1
	Staff well prepared for meetings	4.7	4.5
	Mission and goals of this committee are clearly defined	4.3	4.2
<b>Process</b>	Access to adequate resources	4.4	4.0
	Access to senior management and technical experts	4.7	4.4
	Receives sufficient feedback from agency	3.6	3.6
	Meets the right amount	4.2	3.9
	Committee communicates effectively	4.2	4.1
<b>Outcome</b>	Positive impact of committee on public	4.8	4.1
	Agency more effective	4.7	4.0
	Help build trust in government	4.7	4.1
	Positive influence	4.7	4.4
	Recommendations used effectively	4.5	3.7
	Recommendations respond to agency's needs	4.3	4.2
	Committee results available to others	4.2	4.4



U.S. Department of Commerce  
Bureau of Economic Analysis



## The New Look for BEA

---

---

